



US00D683062S

(12) **United States Design Patent**
Larsen

(10) **Patent No.:** **US D683,062 S**

(45) **Date of Patent:** **** May 21, 2013**

(54) **LAMP**

(75) Inventor: **Bradley Burton Larsen**, Seattle, WA (US)

(73) Assignee: **Express Imaging Systems, LLC**, Seattle, WA (US)

(**) Term: **14 Years**

(21) Appl. No.: **29/425,809**

(22) Filed: **Jun. 27, 2012**

(51) **LOC (9) Cl.** **26-05**

(52) **U.S. Cl.**
USPC **D26/73**

(58) **Field of Classification Search** **D26/25**,
D26/26, 73, 87, 88, 92, 94, 101, 118, 125,
D26/127; 362/124, 147, 431, 806; D11/115,
D11/139; D21/603

See application file for complete search history.

(56) **References Cited**

U.S. PATENT DOCUMENTS

D165,864 S * 2/1952 Peters D6/351
D171,752 S * 3/1954 Dardenelle D6/598

D176,107 S * 11/1955 Carrick et al. D27/115
D304,657 S * 11/1989 Mason Hayes D6/598
D383,266 S * 9/1997 Emanoff D32/37
D481,073 S * 10/2003 Sawyer D19/75
D519,594 S * 4/2006 Brown D21/801
D573,293 S * 7/2008 Milicia D26/73
D609,283 S * 2/2010 Johnson et al. D21/603
D674,447 S * 1/2013 Johnson et al. D21/603

* cited by examiner

Primary Examiner — Clare E Heflin

(74) *Attorney, Agent, or Firm* — Seed IP Law Group PLLC

(57) **CLAIM**

The ornamental design for a lamp, as shown and described.

DESCRIPTION

FIG. 1 is a perspective view of a lamp showing my new design.

FIG. 2 is a front elevational view thereof.

FIG. 3 is a rear elevational view thereof.

FIG. 4 is a right side elevational view thereof.



FIG. 5 is a left side elevational view thereof.

FIG. 6 is a top plan view thereof; and,

FIG. 7 is a bottom plan view thereof.

The broken lines in the figures are for illustrative purposes only and form no part of the claimed design.

1 Claim, 5 Drawing Sheets






FIG. 1

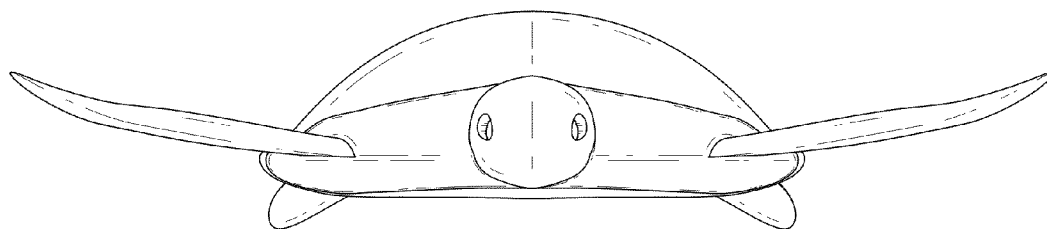


FIG. 2

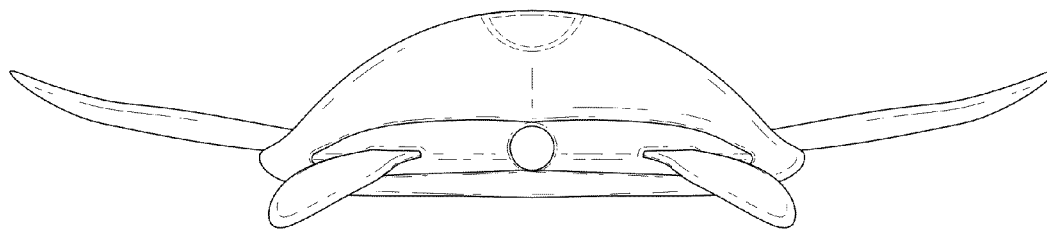


FIG. 3



FIG. 4

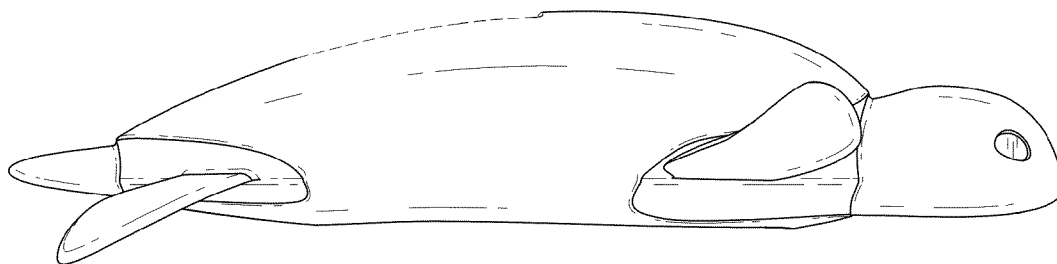


FIG. 5




FIG. 6




FIG. 7