



US00D710237S

(12) **United States Design Patent**  
**Herlands et al.**

(10) **Patent No.:** **US D710,237 S**

(45) **Date of Patent:** **\*\* Aug. 5, 2014**

(54) **HEART-SHAPED JEWELRY**

[Online] <https://www.etsy.com/listing/125358792/pink-rhinestone-heart-european-charm?ref=market>.\*

(71) Applicant: **Barnea Diamond and Design LLC**,  
New York, NY (US)

\* cited by examiner

(72) Inventors: **Tiffany Herlands**, New York City, NY  
(US); **Ronny Barnea**, New York City,  
NY (US)

*Primary Examiner* — Garth Rademaker  
*Assistant Examiner* — Melanie Pellegrini  
(74) *Attorney, Agent, or Firm* — Volpe and Koenig, P.C.

(73) Assignee: **Barnea Diamond and Design LLC**,  
New York, NY (US)

(\*\*) Term: **14 Years**

(57) **CLAIM**  
The ornamental design for heart-shaped jewelry, as shown  
and described.

(21) Appl. No.: **29/436,539**

(22) Filed: **Nov. 7, 2012**

(51) **LOC (10) CI.** ..... **11-01**

(52) **U.S. CI.**  
USPC ..... **D11/81**; D11/56

(58) **Field of Classification Search**  
CPC .... A44C 25/001; A44C 25/007; A44C 17/02;  
A44C 15/005; A44C 15/0055; A44C 1/00  
USPC ..... D11/1, 2, 7, 8, 43, 44, 47, 48, 56,  
D11/79–86, 103, 26–39; 63/18, 19, 20,  
63/26–28; D3/211  
See application file for complete search history.

**DESCRIPTION**

FIG. 1 is a perspective view of heart shaped jewelry showing  
our new design;  
FIG. 2 is a front elevational view of the design shown in FIG.  
1;  
FIG. 3 is a rear elevational view of the design shown in FIG.  
1;  
FIG. 4 is a bottom plan view of the design shown in FIG. 1;  
FIG. 5 is a top plan view of the design shown in FIG. 1;  
FIG. 6 is a left side elevational view of the design shown in  
FIG. 1;  
FIG. 7 is right side elevational view of the design shown in  
FIG. 1;  
FIG. 8 is a fragmentary perspective view of the design shown  
in FIG. 1;  
FIG. 9 is a front elevation fragmentary view of the design  
shown in FIG. 1;  
FIG. 10 is a rear elevational fragmentary view of the design  
shown in FIG. 1;  
FIG. 11 is a bottom plan fragmentary view of the design  
shown in FIG. 1;  
FIG. 12 is a top plan fragmentary view of the design shown in  
FIG. 1;  
FIG. 13 is a left side elevational fragmentary view of the  
design shown in FIG. 1;  
FIG. 14 is a right side elevational fragmentary view of the  
design shown in FIG. 1;  
FIG. 15 is a perspective view of the design of the left piece of  
the design shown in FIG. 1;

(56) **References Cited**

**U.S. PATENT DOCUMENTS**

D132,244	S	*	5/1942	Baum	.....	D3/22
D269,863	S	*	7/1983	Meyer	.....	D11/83
D276,214	S	*	11/1984	Fry	.....	D3/205
5,157,945	A	*	10/1992	Giehl	.....	63/33
D374,194	S	*	10/1996	Brocchi	.....	D11/81
D439,155	S	*	3/2001	Lewis	.....	D9/732
D484,823	S	*	1/2004	Pachachi	.....	D11/81
D537,013	S	*	2/2007	Schappert	.....	D11/56
D542,699	S	*	5/2007	Schappert	.....	D11/103
D586,407	S	*	2/2009	McCann	.....	D21/398
D614,528	S	*	4/2010	Johnson et al.	.....	D11/103

**OTHER PUBLICATIONS**

[Online] [http://www.polyvore.com/pandora\\_charm\\_sterling\\_silver\\_cubic/thing?id=107280259](http://www.polyvore.com/pandora_charm_sterling_silver_cubic/thing?id=107280259).\*

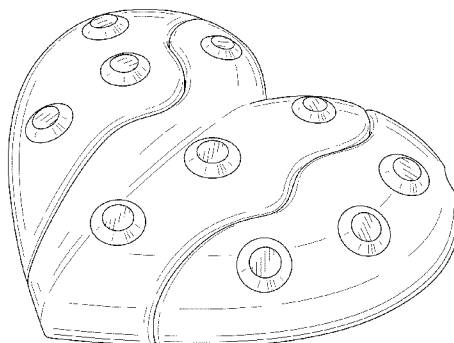


FIG. 16 is a front elevational view of the left piece of the design shown in FIG. 1;  
FIG. 17 is a rear elevational view of the left piece of the design shown in FIG. 1;  
FIG. 18 is a bottom plan view of the left piece of the design shown in FIG. 1;  
FIG. 19 is a top plan view of the left piece of the design shown in FIG. 1;  
FIG. 20 is a left side elevational view of the left piece of the design shown in FIG. 1;  
FIG. 21 is right side elevational view of the left piece of the design shown in FIG. 1;  
FIG. 22 is a perspective view of the design of the middle piece of the design shown in FIG. 1;  
FIG. 23 is a front elevational view of the middle piece of the design shown in FIG. 1;  
FIG. 24 is a rear elevational view of the middle piece of the design shown in FIG. 1;  
FIG. 25 is a bottom plan view of the middle piece of the design shown in FIG. 1;  
FIG. 26 is a top plan view of the middle piece of the design shown in FIG. 1;  
FIG. 27 is a left side elevational view of the middle piece of the design shown in FIG. 1;

FIG. 28 is right side elevational view of the middle piece of the design shown in FIG. 1;  
FIG. 29 is a perspective view of the design of the right piece of the design shown in FIG. 1;  
FIG. 30 is a front elevational view of the right piece of the design shown in FIG. 1;  
FIG. 31 is a rear elevational view of the right piece of the design shown in FIG. 1;  
FIG. 32 is a bottom plan view of the right piece of the design shown in FIG. 1;  
FIG. 33 is a top plan view of the right piece of the design shown in FIG. 1;  
FIG. 34 is a left side elevational view of the right piece of the design shown in FIG. 1;  
FIG. 35 is right side elevational view of the right piece of the design shown in FIG. 1; and,  
FIG. 36 is a perspective view of the design shown in FIG. 1 with a chain.  
The broken lines showing a chain in FIG. 36 illustrate environmental subject matter which forms no part of the claimed design. All other broken lines show portions of the heart-shaped jewelry which form no part of the claimed design.

**1 Claim, 33 Drawing Sheets**

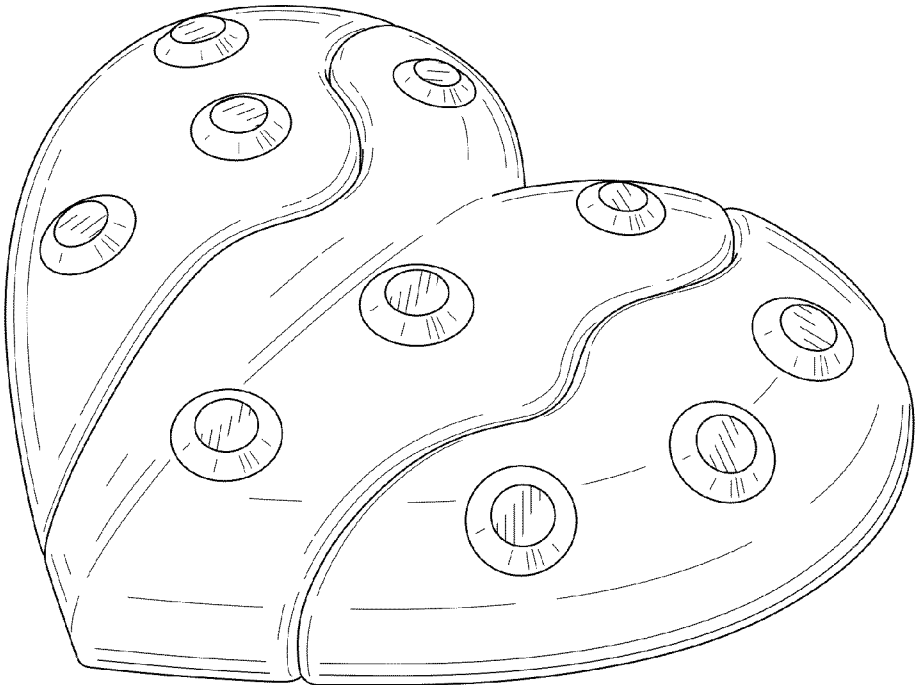


FIG. 1

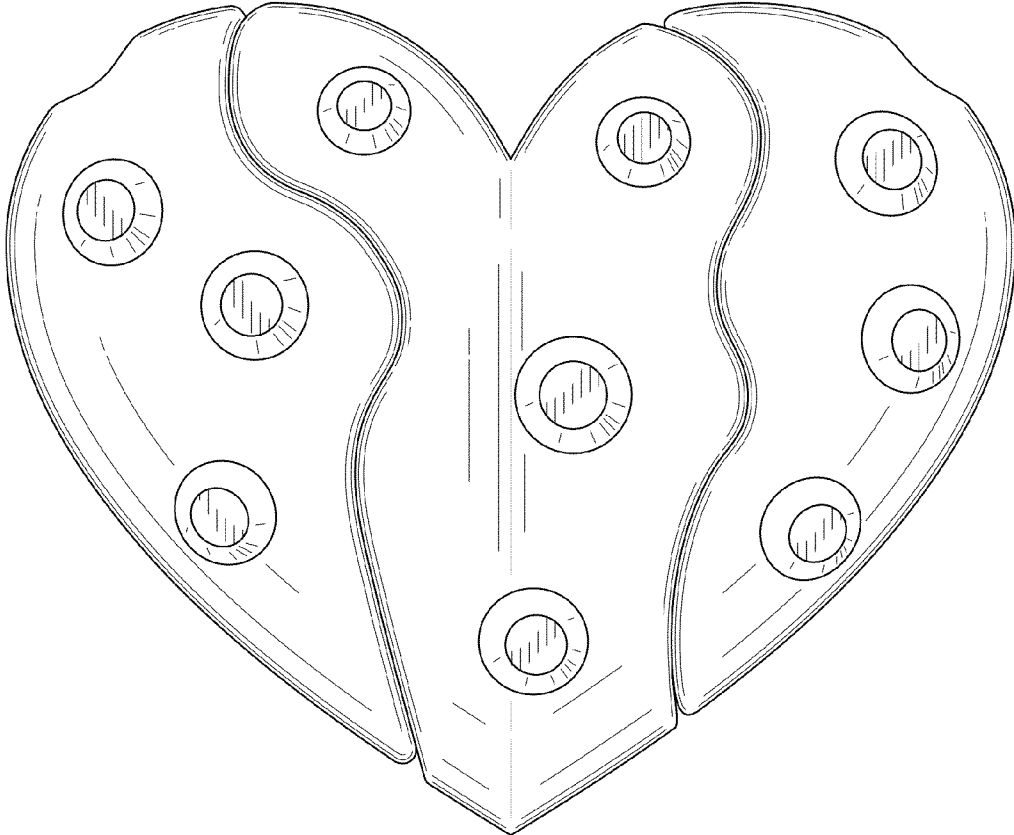



FIG. 2



**FIG. 3**

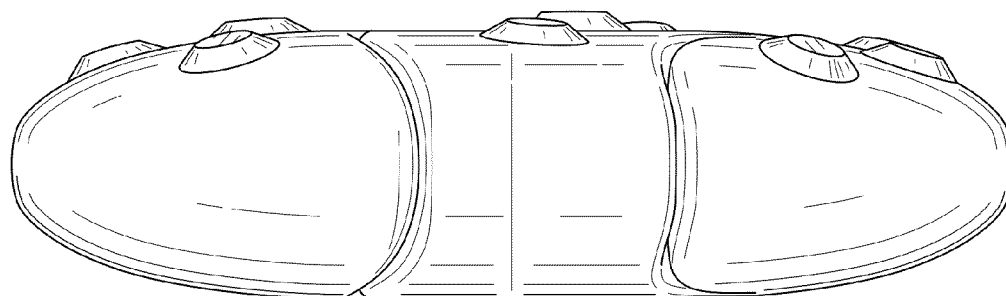
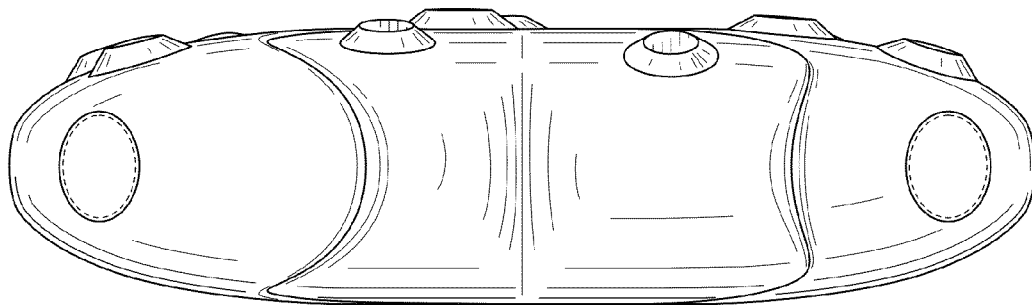


FIG. 4



**FIG. 5**

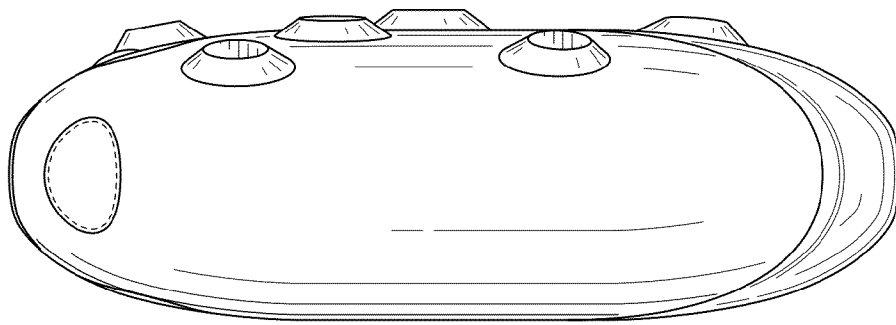
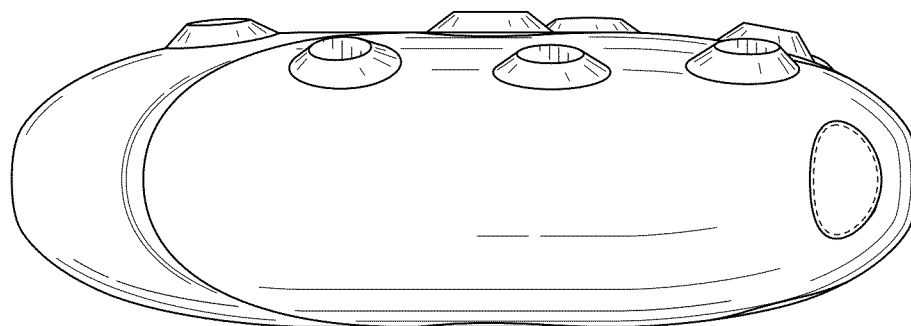
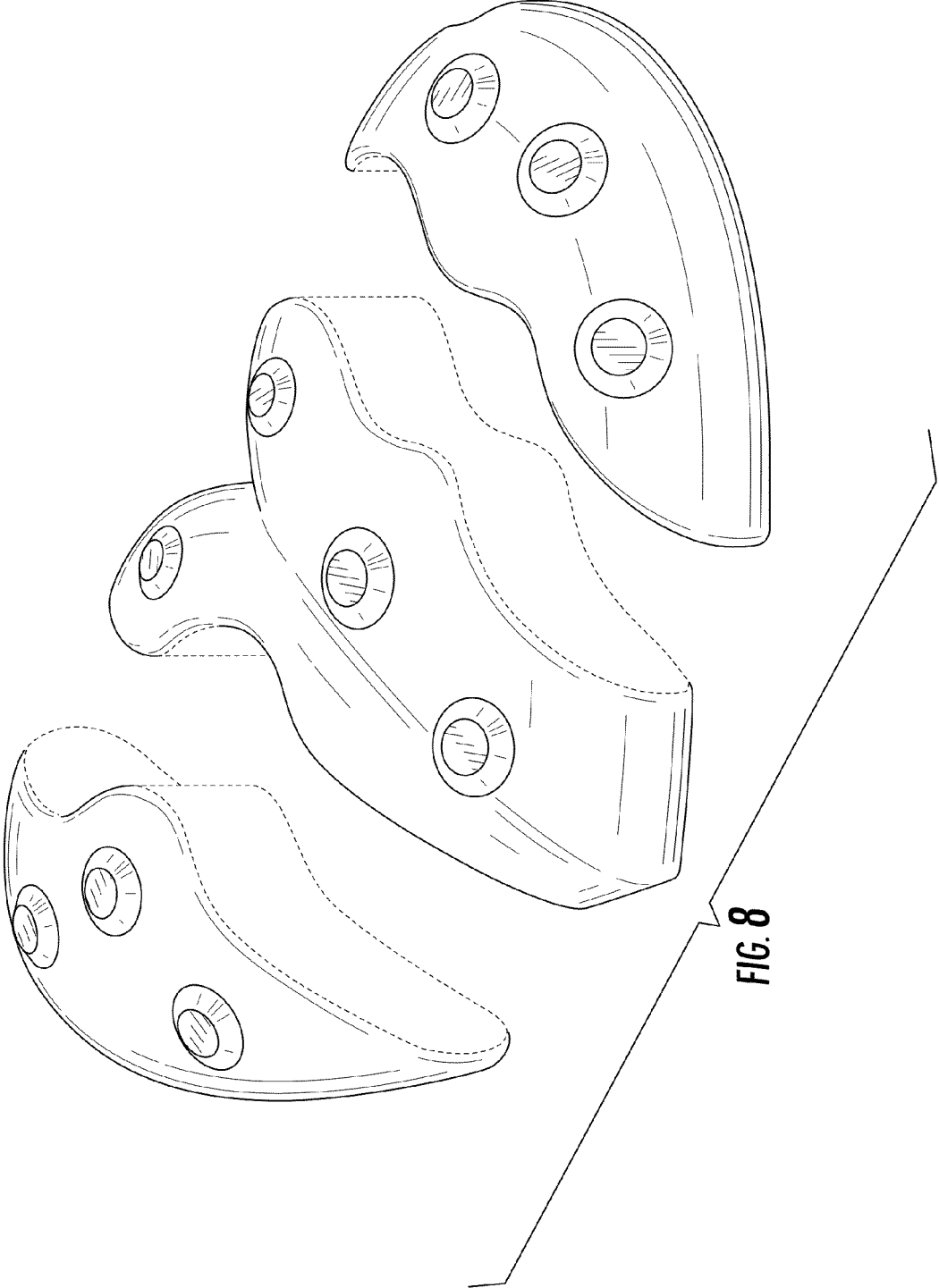


FIG. 6



**FIG. 7**



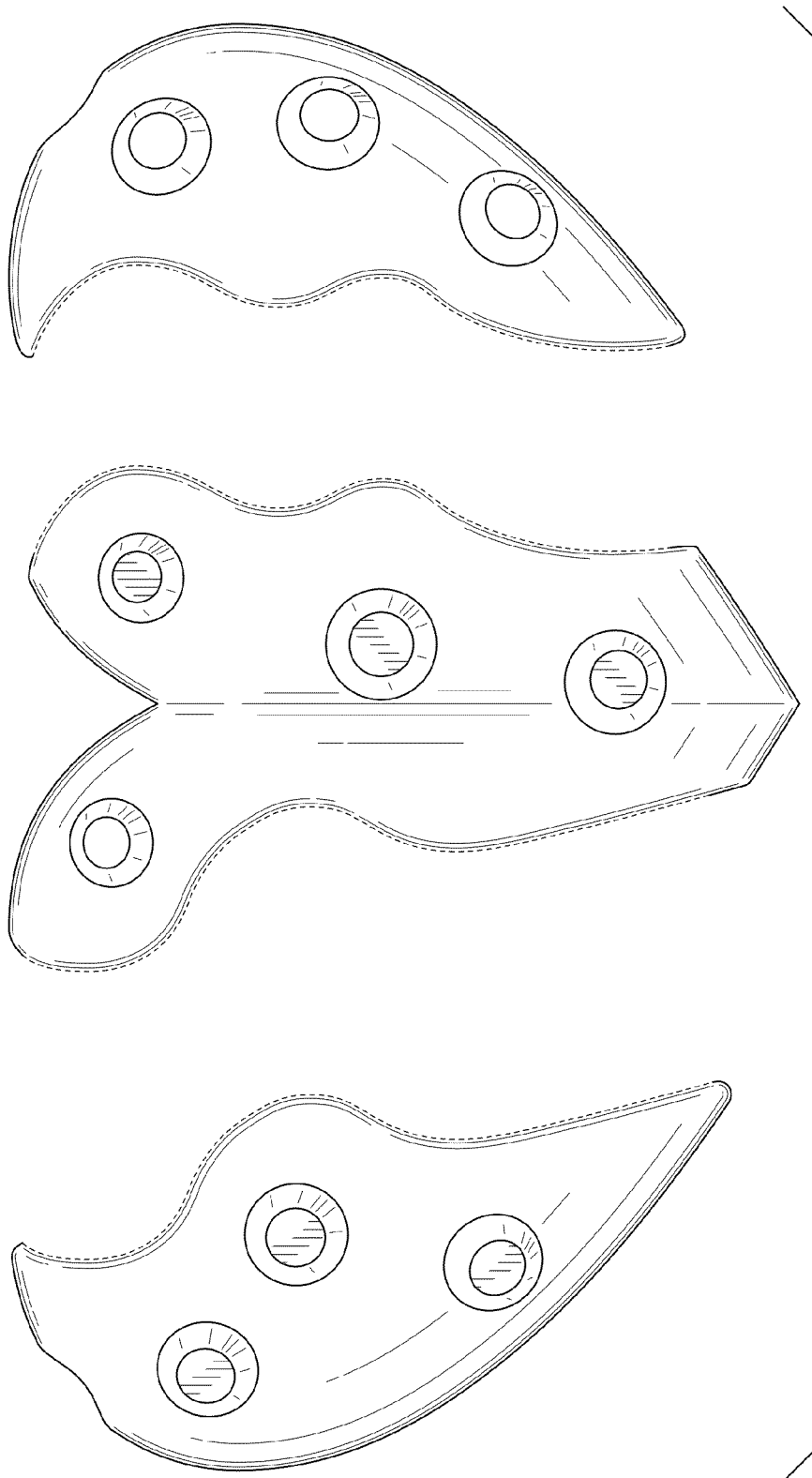
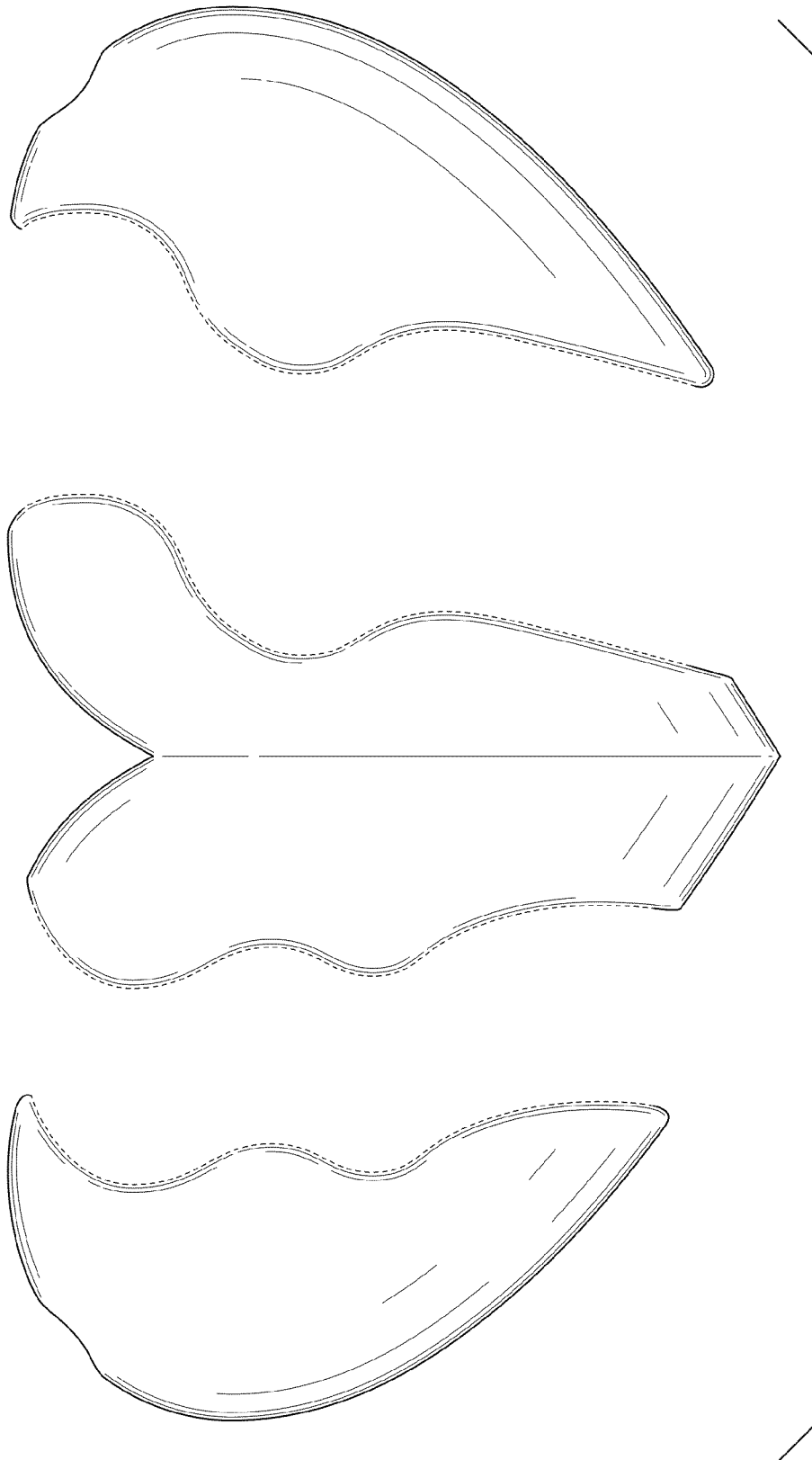


FIG. 9



**FIG. 10**

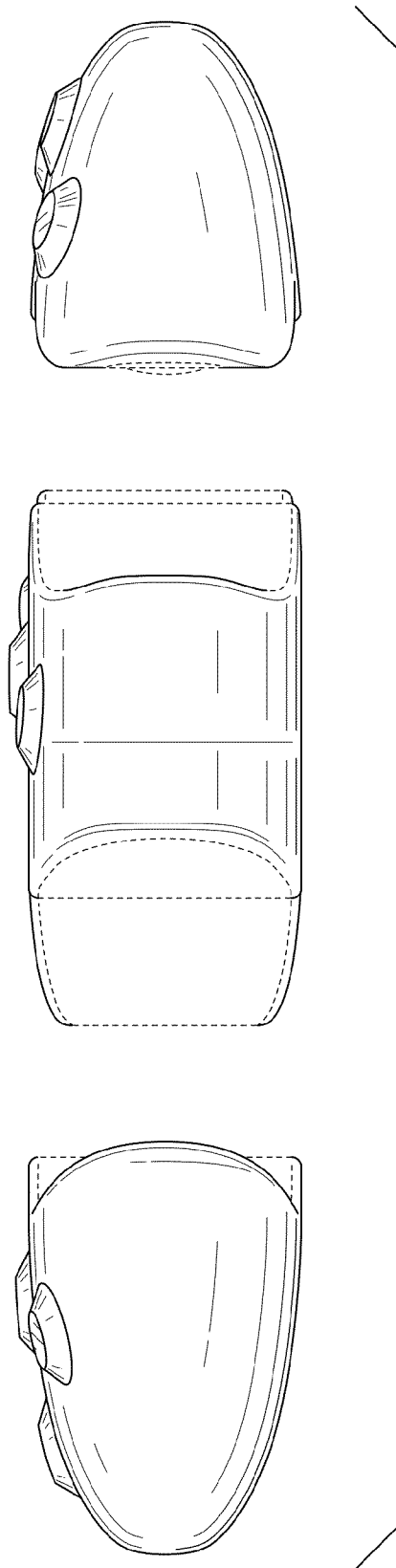


FIG. 11

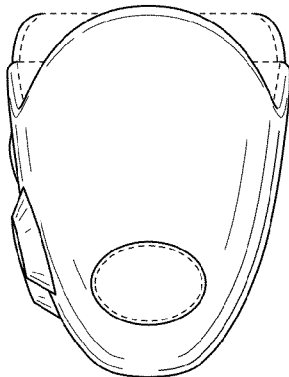
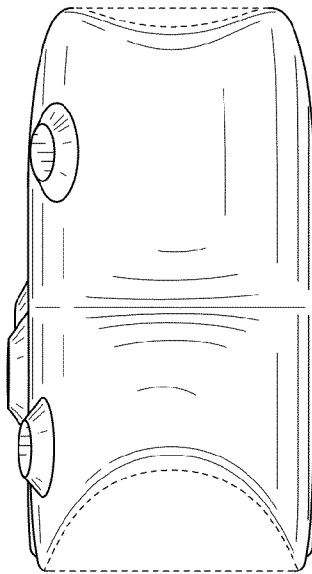
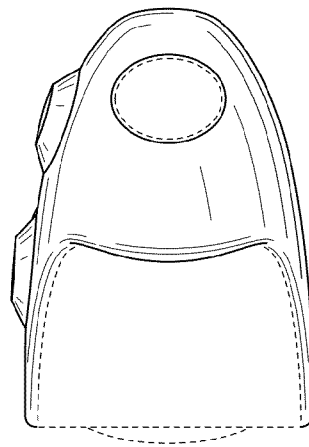
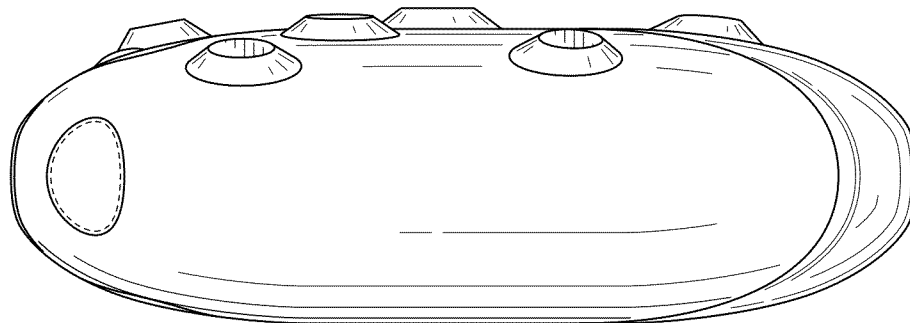
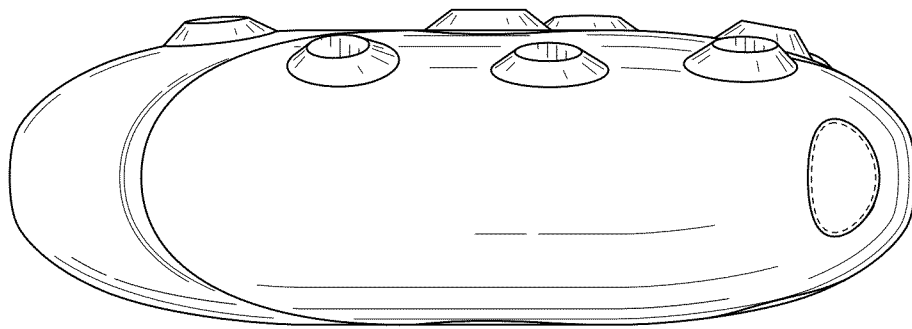


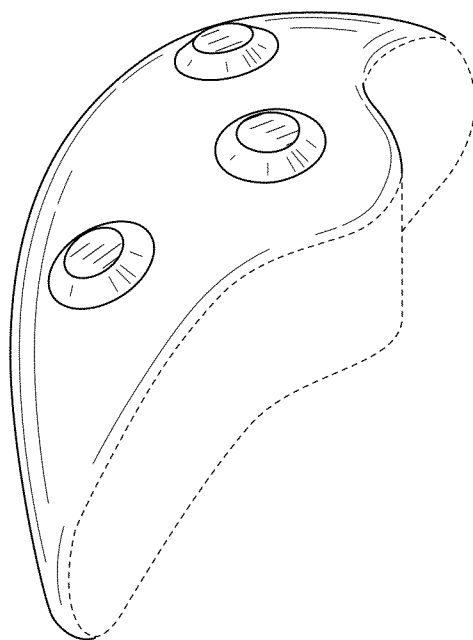
FIG. 12



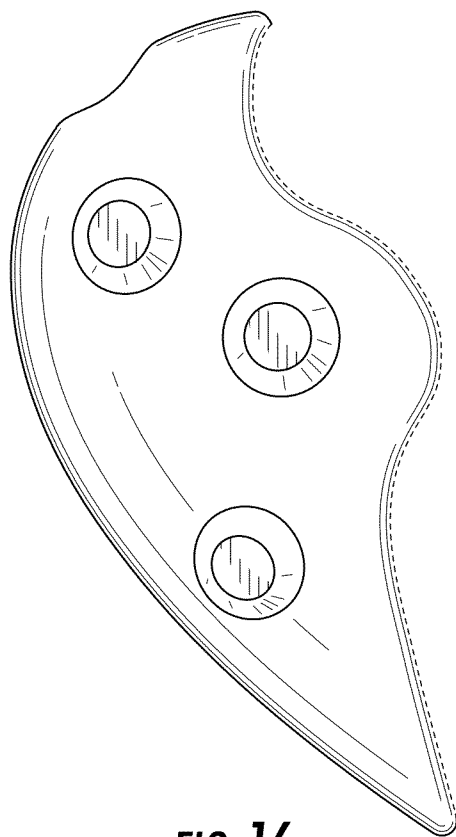
**FIG. 13**



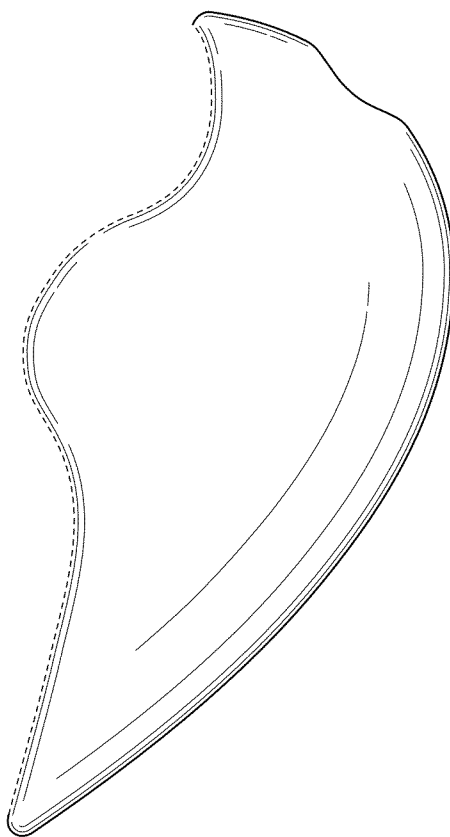
**FIG. 14**



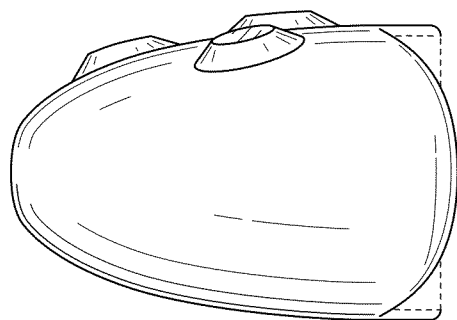
**FIG. 15**



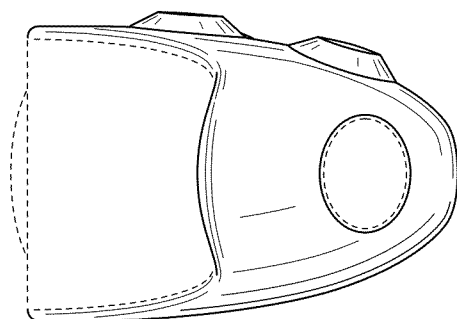
**FIG. 16**



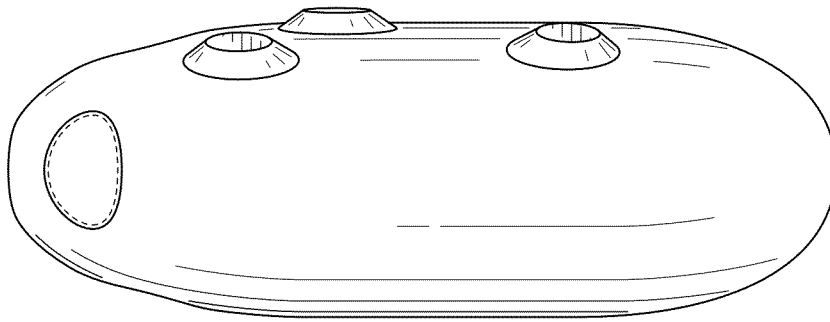
**FIG. 17**




**FIG. 18**



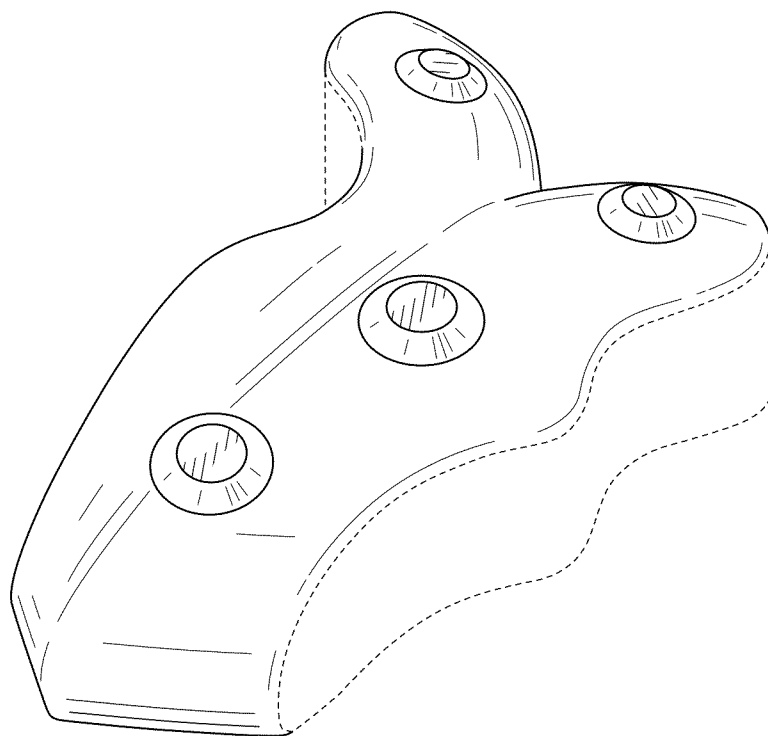
**FIG. 19**



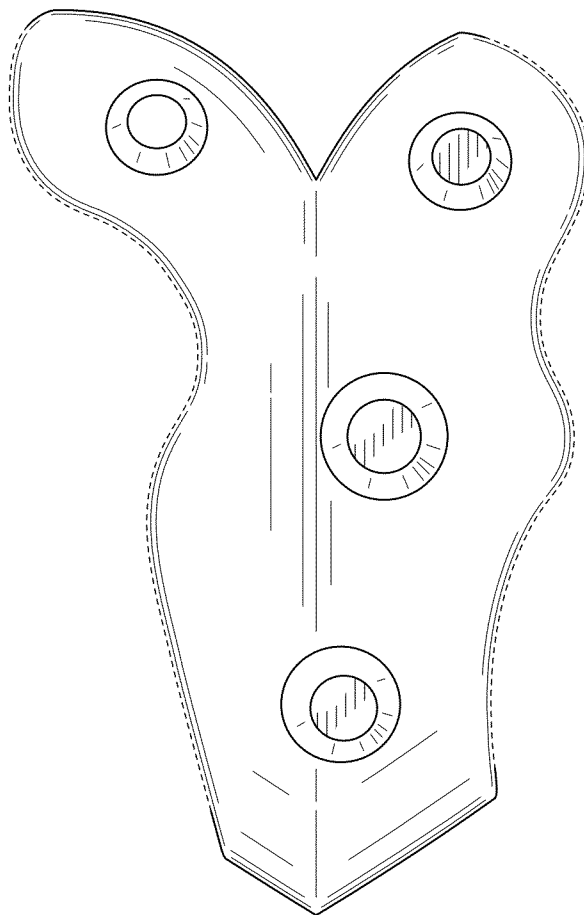
**FIG. 20**



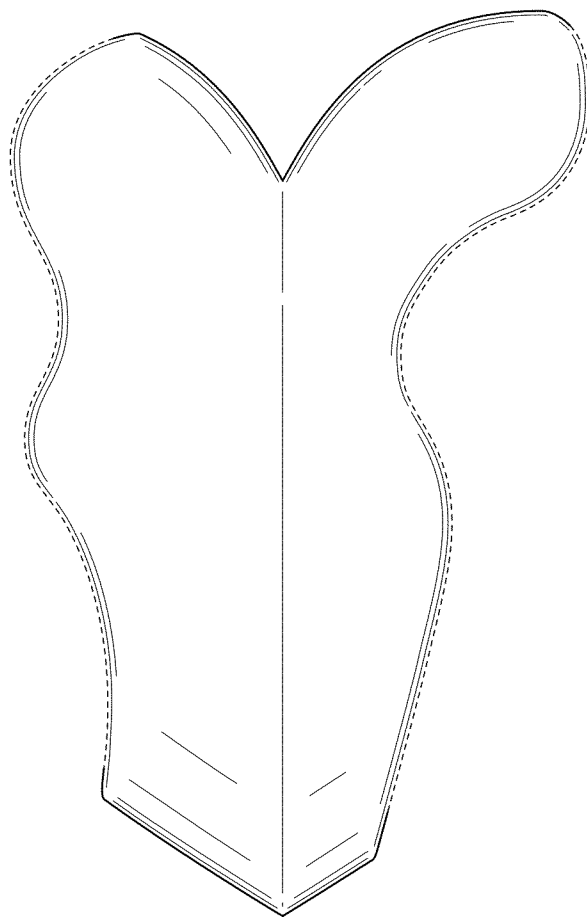
**FIG. 21**



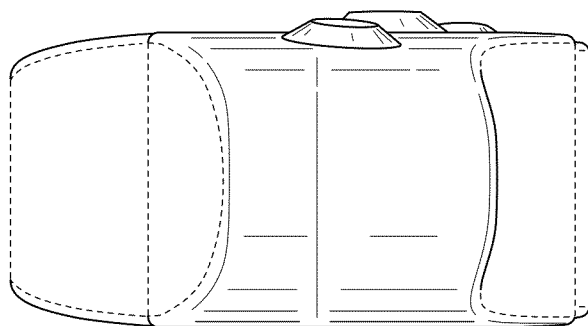
**FIG. 22**



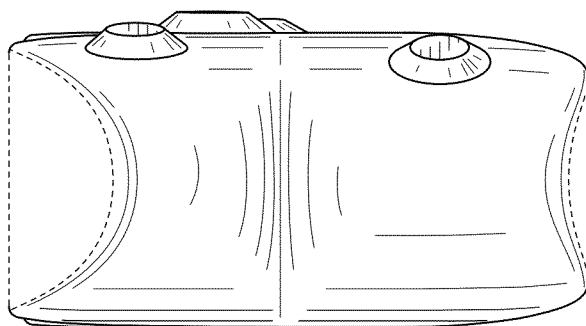
**FIG. 23**




**FIG. 24**



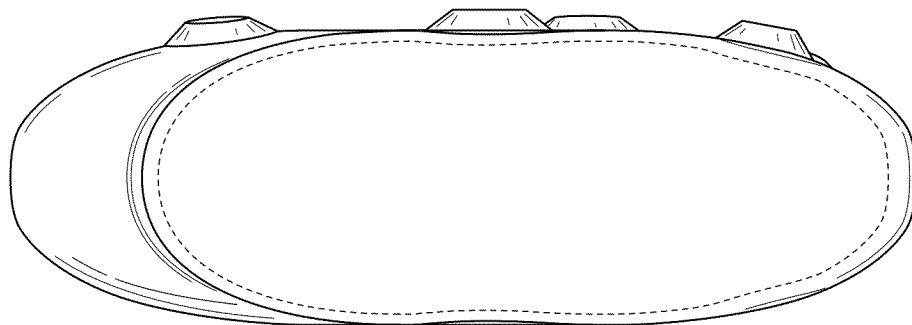
**FIG. 25**



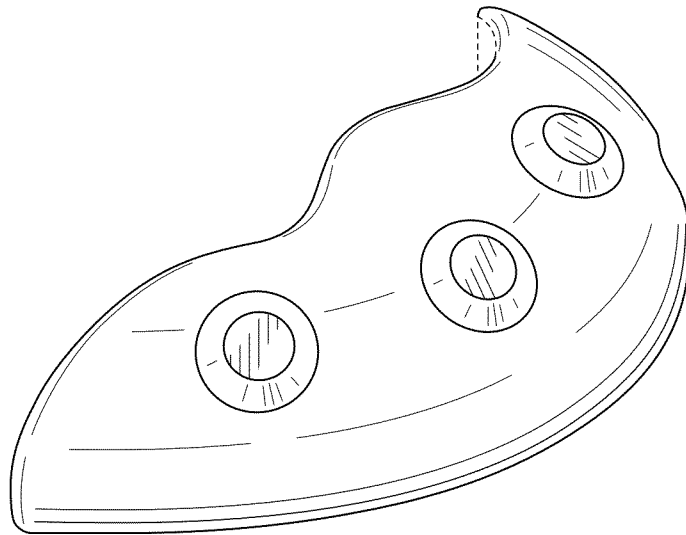
**FIG. 26**



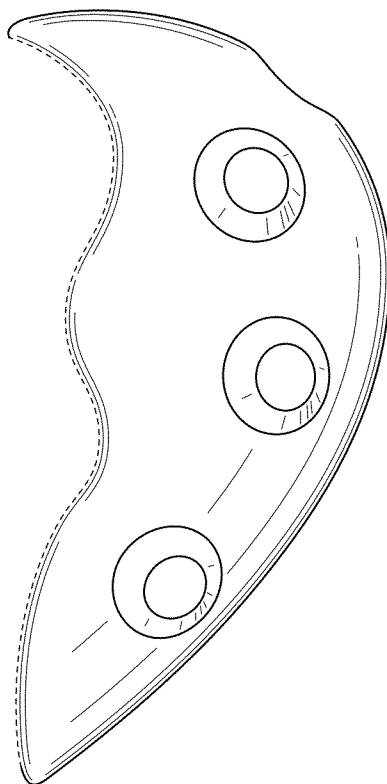
**FIG. 27**



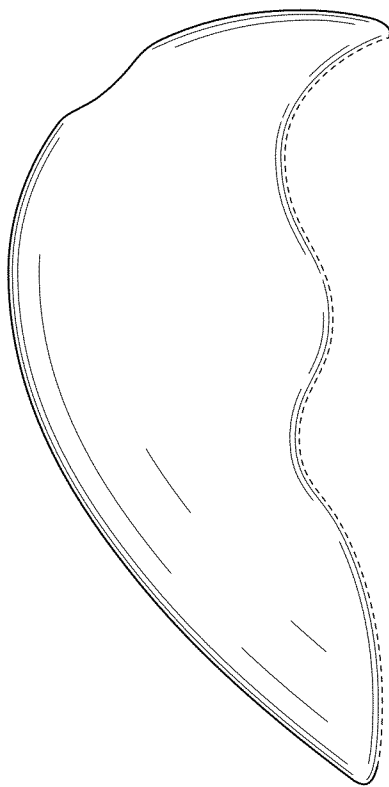
**FIG. 28**



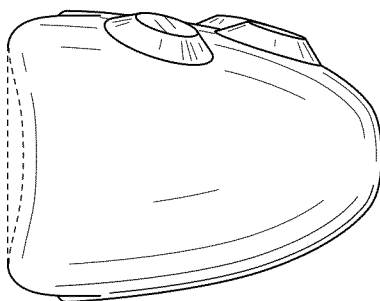
**FIG. 29**



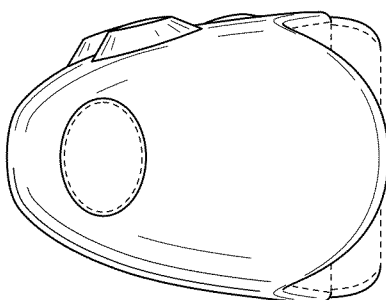
**FIG. 30**




**FIG. 31**



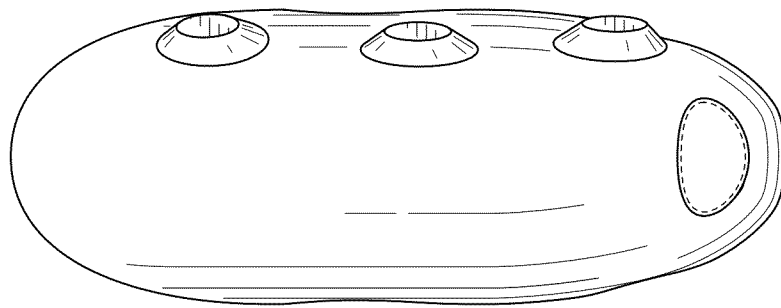
**FIG. 32**



**FIG. 33**



**FIG. 34**



**FIG. 35**

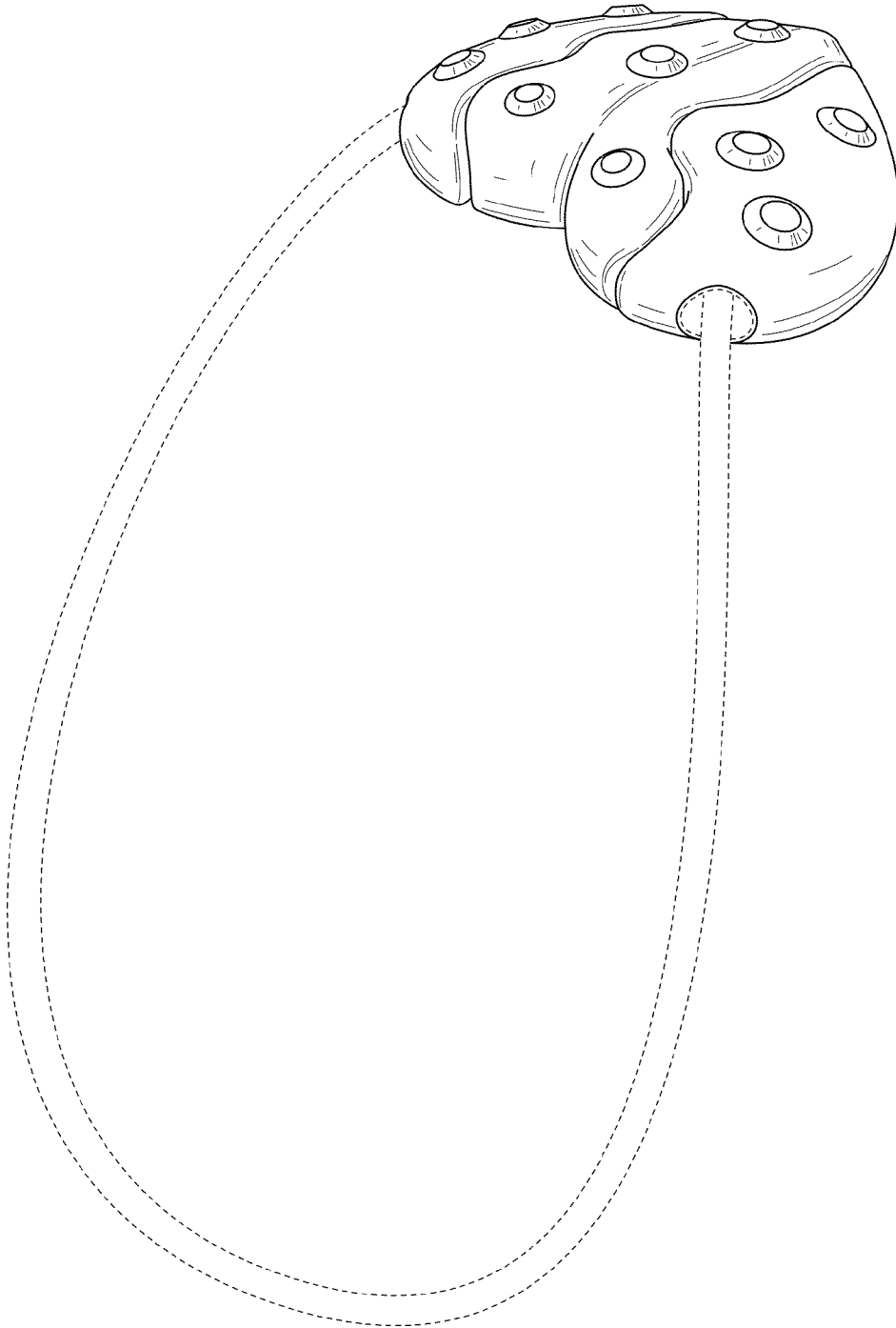


FIG. 36