



- (51) **International Patent Classification:**  
*H04W 48/20* (2009.01)    *H04W 24/10* (2009.01)
- (21) **International Application Number:**  
PCT/IB2012/051596
- (22) **International Filing Date:**  
2 April 2012 (02.04.2012)
- (25) **Filing Language:** English
- (26) **Publication Language:** English
- (30) **Priority Data:**  
1105590.2    1 April 2011 (01.04.2011)    GB  
13/078,124    1 April 2011 (01.04.2011)    US
- (71) **Applicant (for all designated States except US):** RENE-SAS MOBILE CORPORATION [JP/JP]; 6-2, Otemachi 2-Chome, Chiyoda-Ku, Tokyo (JP).
- (72) **Inventors; and**
- (75) **Inventors/Applicants (for US only):** MARTIN, Brian [GB/GB]; 67 Bricksbury Hill, Farnham Surrey GU9 0LY (GB). GEARY, Stuart; Mulberry House, 26 Harrow Road, Fleet Hampshire GU51 1JD (GB). CHARLES, Alexander Graham [GB/GB]; 28 Saddleback Way, Fleet Hampshire GU51 2US (GB). FRANKLIN, Steven; 33 Monro Drive, Guildford Surrey GU2 9PS (GB). TOOLEY, James [GB/GB]; 171B Arthur Road, Wimbledon Park Greater London SW19 8AD (GB). CALLENDER, Christopher [GB/GB]; Shepherds Croft Cleish, Kinross, Kinross-Shire KY13 0LW (GB).

- (74) **Agents:** FORSYTH, Neil et al.; EIP, Fairfax House, 15 Fulwood Place, London WC1V 6HU (GB).
- (81) **Designated States (unless otherwise indicated, for every kind of national protection available):** AE, AG, AL, AM, AO, AT, AU, AZ, BA, BB, BG, BH, BR, BW, BY, BZ, CA, CH, CL, CN, CO, CR, CU, CZ, DE, DK, DM, DO, DZ, EC, EE, EG, ES, FI, GB, GD, GE, GH, GM, GT, HN, HR, HU, ID, IL, IN, IS, JP, KE, KG, KM, KN, KP, KR, KZ, LA, LC, LK, LR, LS, LT, LU, LY, MA, MD, ME, MG, MK, MN, MW, MX, MY, MZ, NA, NG, NI, NO, NZ, OM, PE, PG, PH, PL, PT, QA, RO, RS, RU, RW, SC, SD, SE, SG, SK, SL, SM, ST, SV, SY, TH, TJ, TM, TN, TR, TT, TZ, UA, UG, US, UZ, VC, VN, ZA, ZM, ZW.
- (84) **Designated States (unless otherwise indicated, for every kind of regional protection available):** ARIPO (BW, GH, GM, KE, LR, LS, MW, MZ, NA, RW, SD, SL, SZ, TZ, UG, ZM, ZW), Eurasian (AM, AZ, BY, KG, KZ, MD, RU, TJ, TM), European (AL, AT, BE, BG, CH, CY, CZ, DE, DK, EE, ES, FI, FR, GB, GR, HR, HU, IE, IS, IT, LT, LU, LV, MC, MK, MT, NL, NO, PL, PT, RO, RS, SE, SI, SK, SM, TR), OAPI (BF, BJ, CF, CG, CI, CM, GA, GN, GQ, GW, ML, MR, NE, SN, TD, TG).

**Published:**  
— with international search report (Art. 21(3))

(54) **Title:** FAST RESELECTION BETWEEN DIFFERENT RADIO ACCESS TECHNOLOGY NETWORKS

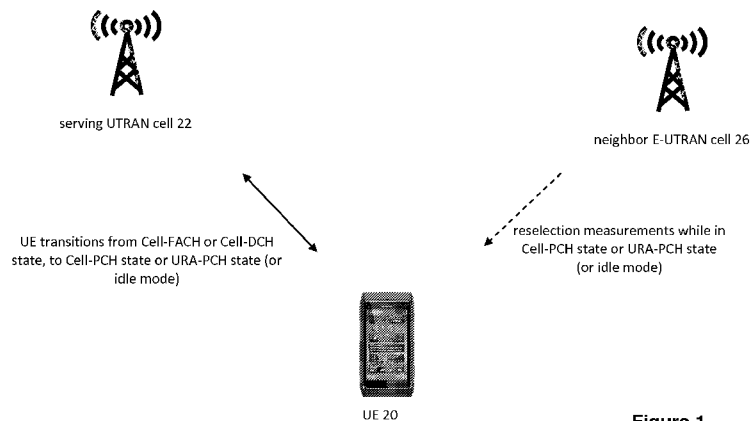



Figure 1

(57) **Abstract:** A user equipment UE (20) determines that a neighbour cell (26) is higher priority than a serving cell (22), measures neighbour cell signal strength in  $n > 1$  iterations, and analyzes them for reselecting from the serving cell (22) to the neighbour cell (26). Each measurement iteration is spaced from one another by a time interval (e.g., 1 DRX) that is specific for the neighbour cell (26) being higher priority. In various embodiments, the UE (20) measures while in a Cell-PCH, URA-PCH or idle state/mode and the first iteration is taken at the first available measurement opportunity after transitioning to that state/mode. The UE (20) reselects to the neighbour cell (26) based on the analyzed signal strengths; in one embodiment the decision to reselect is without regard to signal quality of the serving cell (22); and in another the decision is without regard to whether a reselection condition remains satisfied for a specified time period  $T_{\text{reselection}}$ .



Fast Reselection Between Different Radio Access Technology NetworksField of the Invention

The exemplary and non-limiting embodiments of this invention relate generally to wireless communication systems, methods, devices and computer programs and, more specifically, relate to state transitions of a user equipment to take measurement reports for the purpose of reselecting between different priority cells.

Background

The following abbreviations that may be found in the specification and/or the drawing figures are defined as follows:

	3GPP	third generation partnership project
	DCH	dedicated channel
	DL	downlink
15	DRX	discontinuous reception
	E-UTRAN	evolved UTRAN (also termed LTE)
	FACH	forward access channel
	GERAN	GSM-enhanced data rates for global evolution (EDGE)
	GSM	global system for mobile communications
20	HSPA	high speed packet access
	LTE	long term evolution
	PCH	paging channel
	RAT	radio access technology
	RRC	radio resource control
25	TDD	time division duplex
	UE	user equipment
	UMTS	universal mobile telecommunications system
	UL	uplink
	URA	user registration area
30	UTRA	UMTS terrestrial radio access
	UTRAN	UTRA network
	WCDMA	wideband code division multiple access

The exemplary embodiments detailed herein are in the context of the UTRAN (e.g., WCDMA, HSPA, and GERAN) wireless systems by which a UE attached to a UTRAN cell via a FACH or DCH (the CELL-FACH and CELL-DCH states respectively) seeks to transition and attach to another higher priority cell (e.g., an inter-RAT E-UTRAN/LTE cell or an inter-frequency UTRAN cell operating on a

higher priority frequency layer). These systems are exemplary only and these teachings are not limited only to those wireless systems but are more generally applicable.

There is intentionally no specification in LTE Release 8 for detailing how a UE in the CELL-FACH state may reselect to the LTE system since at the time it was assumed that such a UE could transition to the idle/cell-PCH/URA-PCH state to make the re-selection. Since then a problem has been identified (i.e., in 3GPP RAN2#73 and RAN4#58 meetings) in which a UE may not be in an idle/Cell-PCH/URA-PCH state long enough to measure, analyze, and reselect from UTRAN to a higher priority E-UTRAN cell (e.g. LTE hotspots). Specifically, reselection from the UTRAN CELL-FACH state when under certain network configured state transition timers (e.g., the timer used for transitioning from CELL-FACH to URA-PCH) and traffic patterns, combined with the specified UE measuring rules, may make it impossible in certain circumstances for a UE to ever complete a reselection to an E-UTRAN cell. These conditions arise when the traffic pattern is “bursty” (e.g., when the UE is a packet switched oriented device used for always online type services, such as a combined UMTS/LTE USB (universal serial bus) modem which can be connected to a laptop).

One possible solution discussed was to enable reselection to an LTE cell while the UE was in the CELL-FACH state. This may not be universally suitable; it is a network equipment choice whether to use measurement occasions in the CELL-FACH state even if the same network operator deploys LTE cells in the same geographic area as its UTRAN cells.

It is therefore desirable to also have solutions for the UE to use when making frequent transitions between UTRAN CELL-FACH and CELL-PCH or URA-PCH states which are not dependent on the UTRAN’s ability to configure and accept a UE’s measurements in the CELL-FACH state.

In the current specification, the UE is required to perform the following steps:

- a. Stop monitoring LTE neighbour cells when moving from Idle or PCH states to CELL-FACH state.

- b. Start monitoring LTE neighbour cells when leaving CELL-FACH state to Idle or PCH states. The combination of steps a) and b) implies the UE needs to re-start its measurement evaluation and discard measurements taken before moving to the CELL-FACH state when it starts a new measurement after leaving the CELL-FACH state.
- c. Measure high priority frequency layers at least every 60s per configured higher priority frequency layer. This implies some UEs may wait 60s per configured higher priority frequency layer before making a measurement after entering idle or PCH states.
- d. Measure high priority (LTE) frequency layers at minimum each  $K_{\text{carrier}} * T_{\text{measure,EUTRA}}$ . For a typical 1.28 DRX cycle this is 6.4s if one E-UTRA higher priority carrier is configured.
- e. Measure and average at least 2 samples before making the reselection decision, and these measurements must be separated by at least  $(K_{\text{carrier}} * T_{\text{measure,EUTRA}})/2$ . Even if one assumes the UE takes its first measurement immediately after moving out of the CELL-FACH state, at least 2.5 \* DRX cycles will pass before a decision can be made and reselection can be performed. Typically this will be at least 3.84s total for a 1.28s DRX cycle. Taking into account that it is undesirable for battery life for the UE to wake up during the DRX cycle, the earliest time to transition to an LTE neighbour cell is 3 DRX cycles after the UE moves out of the Cell-FACH state.
- f. Apply  $T_{\text{reselction}}$  before moving to the new cell.  $T_{\text{reselction}}$  is a delay imposed so the UE can check that the serving cell does not recover from giving bad coverage before the UE completes the reselection, and also allows the UE to check that the neighbour/new cell remains best ranked. This check deliberately adds additional delay to the reselection.
- g. If, after detecting a cell in a higher priority search, it is determined that reselection has not occurred then the UE is not required to continuously measure the detected cell to evaluate the ongoing possibility of

reselection and may wait for 60s per configured higher priority frequency layer before evaluating the frequency again.

Co-owned US Patent Application 13/023,675 entitled PRIORITY MEASUREMENT RULES FOR CHANNEL MEASUREMENT OCCASIONS (filed February 9, 5 2011) details the use of measurement occasions in the CELL-FACH state to enable reselection. The solution detailed by the exemplary embodiments herein is even more universally adoptable since it is anticipated to be operable for all network configurations/timer settings.

#### 10 Summary of the Invention

In a first exemplary embodiment of the invention there is an apparatus for use in controlling a user equipment, the apparatus comprising a processing system that may for example comprise at least one processor and a memory storing a set of computer instructions. In this embodiment the processing system is arranged to: 15 determine that a neighbour cell is a higher priority cell than a serving cell; measure signal strength received from the neighbour cell in n iterations each spaced from one another by a time interval specific for the case in which the neighbour cell is the higher priority cell, in which n is an integer greater than one; and analyze the n measured signal strengths for reselecting a user equipment from the serving cell to the 20 neighbour cell.

In a second exemplary embodiment of the invention there is a method of controlling a user equipment, the method comprising: determining that a neighbour cell is a higher priority cell than a serving cell; measuring signal strength received from the neighbour cell in n iterations each spaced from one another by a time interval 25 specific for the case in which the neighbour cell is the higher priority cell, in which n is an integer greater than one; and analyzing the n measured signal strengths for reselecting a user equipment from the serving cell to the neighbour cell.

In a third exemplary embodiment of the invention there is a computer readable memory storing a set of instructions which, when executed by a user equipment, cause 30 the user equipment to: determine that a neighbour cell is a higher priority cell than a serving cell; measure signal strength received from the neighbour cell in n iterations

each spaced from one another by a time interval specific for the case in which the neighbour cell is the higher priority cell, in which  $n$  is an integer greater than one; and analyze the  $n$  measured signal strengths for reselecting a user equipment from the serving cell to the neighbour cell.

5           These and other embodiments and aspects are detailed below with particularity.

#### Brief Description of the Drawings

10           Figure 1 is a schematic diagram of an exemplary environment in which embodiments of the invention may be practiced, a mobile device/UE under a UTRAN serving cell taking measurements for transitioning to an E-UTRAN neighbour cell.

            Figure 2 is a logic flow diagram that illustrates the operation of a method, and a result of execution of computer program instructions embodied on a computer readable memory, in accordance with the exemplary embodiments of this invention.

15           Figure 3 is a simplified block diagram of the UE in communication with a UTRAN network and taking measurements of a neighbour E-UTRAN cell, and illustrating exemplary electronic devices suitable for use in practicing the exemplary embodiments of this invention.

#### 20   Detailed Description of the Description

            There are several RRC states in UTRA. The CELL-DCH state is characterized by a dedicated physical channel being allocated to the UE in uplink and downlink, the UE has a current active set given by the UTRAN cell, and the UE is able to use various transport channels such as dedicated transport channels and, in the UMTS  
25   TDD mode the UE can also use UL and DL shared transport channels. The CELL-FACH state is characterized by there being no dedicated physical channel allocated to the UE but instead the UE continuously monitors the FACH in the DL. In the CELL-FACH state the UE is assigned a common (default) or shared transport channel in the UL (RACH) which it can use for accessing a transport channel, and a UE in the  
30   UMTS TDD mode may additionally access one or more UL and DL shared channels.

These may be considered more active states since the UE must monitor active channels more frequently than in the CELL-PCH or URA-PCH states detailed below.

The CELL-PCH state is characterized in that there is no dedicated physical channel allocated to the UE but instead the UE monitors for a page on the PCH, using  
5 a DRX to allow it to go into a power save mode when not listening to the PCH. It follows that no UL activity is possible in the CELL-PCH state. The URA-PCH state is similar, except instead of the cell itself tracking the UE's location from its last update in the CELL-FACH state the network tracks the UE location in the URA-PCH state only to the granularity of a UTRAN registration area (the UE makes URA  
10 updates while in the CELL-FACH state). These are of course less active from the UE's perspective than the CELL-DCH and the CELL-FACH states.

According to embodiments of these teachings to be detailed below, the UE operating in a UTRAN cell will change its RRC state from CELL-FACH or CELL-DCH (as the case may be) to CELL-PCH, URA-PCH or idle mode and collect  
15 measurements of a neighbour cell for reselection purposes. How those measurements are collected is detailed below with particularity.

Figure 1 is a schematic diagram of a mobile device/UE 20 under a UTRAN serving cell 22. The UE 20 begins in a CELL-FACH or CELL-DCH state and transitions to either the CELL-PCH or URA-PCH state or idle mode/state. After  
20 transitioning to one of those states/modes the UE 20 measures the signal received from an E-UTRAN neighbour cell 26, and the UE 20 will then base its decision whether or not to reselect to the E-UTRAN cell 26 at least in part on the UE's analysis of those measurements. But the UE 20 is still under the serving UTRAN cell and so must take measurements only at times when it is assured the serving UTRAN cell  
25 22 will not send a transmission to it. As compared to the CELL-FACH and CELL-DCH states, the UE 20 has more opportunities to measure the neighbour cell 26 when it is only monitoring the PCH of the serving cell 22, hence the UE will first need to transition its RRC state from CELL-FACH or CELL-DCH to either CELL-PCH, URA-PCH or idle.

30 In the CELL-PCH state, URA-PCH state or idle mode the times at which the UE 20 need not 'listen' to the serving cell are governed in part by the DRX period

which the UTRAN cell 22 assigns to the UE 20. In order to properly evaluate whether a neighbour cell 26 is appropriate for reselection, the UE 20 must obtain enough measurements to accurately reflect the radio conditions it can expect from the neighbour cell so that if indeed the UE 20 does reselect to it the UE will be able to  
5 maintain the channel(s). These measurements must be obtained quickly enough so that they remain valid in the face of possibly fading channel conditions. These measurements which the UE 20 takes of the neighbour cell 26 are by example received signal strength, or more particularly received signal power.

Exemplary embodiments of these teachings enable the UE 20 to make a fast  
10 reselection decision by allowing a shorter time interval between the measurements it obtains from the neighbour cell. For example, if the UE 20 having a UTRAN serving cell 22 is performing measurements on a neighbour cell which is an E-UTRAN cell 26 (or some other cell that is considered higher priority than the serving cell) then the UE 20 will use the shorter time interval between the measurements it takes on that E-  
15 UTRAN neighbour cell 26. But if instead that same UE 20 is taking measurements on a UTRAN neighbour cell (or some other cell that is not considered higher priority than the serving cell) then the UE 20 will use a longer time interval between those measurements.

The UE 20 can readily determine which neighbour cell is UTRAN and which  
20 is E-UTRAN along with corresponding priorities from the neighbour cell list broadcast in system information by the serving cell or informed to the UE by dedicated signalling, the neighbour cells' own broadcast system information or even from the frequency bands on which the neighbour cells transmit. The neighbour cell list may inform on what frequencies the neighbour cells operate; these are the  
25 frequency layers which the UE 20 measures for handover/reselection purposes. In an embodiment, the UE 20 determines from that neighbour cell list which neighbour cells are operating on which RAT and which carriers are higher or lower priority than the serving frequency.

Generally, more recently specified RATs are configured as higher priority over  
30 older RATs since it is typical that the newer RAT will enable a higher data rate and/or more services than the older RAT. It is likely that E-UTRAN offers higher data rates

and or more services than UTRAN. So in an embodiment the higher priority cell may be defined by the radio access technology it employs relative to that used by the serving cell.

According to a specific embodiment there are three distinct actions which the  
5 UE 20 takes for collecting and analyzing measurement reports for the purpose of reselecting to a higher priority cell as follows:

The first action the UE takes is when a UE transitions its RRC state from the CELL-FACH or CELL-DCH state to the CELL-PCH state, URA-PCH state or Idle mode, the UE 20 will immediately upon making that RRC state change attempt to take  
10 a measurement of higher priority (e.g., LTE) frequency layers on the UE's first available measurement opportunity. The immediate measurement is needed because the time the UE is in an idle state may be limited. To mandate this behavior across UEs from different manufacturers will likely require that it be stipulated in a published specification. Taking the first measurement immediately after changing  
15 RRC state aids in making the whole reselection decision faster.

The second action the UE takes is when, and as mentioned above, there are different intervals between when the UE 20 takes its neighbour cell measurements, depending on whether or not the neighbour cell 26 being measured is higher priority than the serving cell 22. In one non-limiting embodiment, once the UE determines  
20 that the neighbour cell 26 is an E-UTRAN or other higher priority cell, the UE 20 in the CELL-PCH state, URA-PCH state or Idle mode shall take measurements separated by a shorter time, such as for example one DRX cycle. The time interval is shorter as compared to if the neighbour cell were a UTRAN cell or a cell having the same or lower priority than the serving cell. This allows the UE 20 to average its measurement  
25 results and make the evaluation fast for reselection to a higher priority inter-RAT neighbour cell. Averaging multiple measurements assures robustness for the short term channel fading.

In current E-UTRAN specifications there is a value  $T_{\text{measure\_EUTRA}}$  which gives a minimum measurement rate, but this minimum is the same as for the UTRAN cells  
30 and so it seems that these requirements from 3GPP TS 25.133 are the same for LTE as for GSM. The inventors recall that at the time these portions of the specification were

drafted the goal was to conserve UE battery power by having a low minimum measurement rate. The inventors consider this appropriate for lower priority cells which need to be measured continuously in certain circumstances, but not necessarily so for higher priority cells. Specifically, the current rule set forth in 3GPP TS 25.133 v10.0.0 (2010-12) at section 4.2.2.5a is:

The UE shall measure RSRP at least every  $K_{\text{carrier}} * T_{\text{measure,EUTRA}}$  as defined in table 4.2 for identified E-UTRA cells.

.....

10 The UE shall filter RSRP measurements of each measured E-UTRA cell using at least 2 measurements. Within the set of measurements used for the filtering, at least two measurements shall be spaced by at least  $(K_{\text{carrier}} * T_{\text{measure,EUTRA}})/2$ .

15 For robustness of the reselection decision the UE should take multiple measurements before determining to reselect to the neighbour cell. Therefore the number of measurement iterations for a given neighbour cell shall be  $n$  iterations, in which  $n$  is an integer greater than one. The total time over which these  $n$  iterations for making a reselection evaluation are repeated is defined by the time period

20  $T_{\text{higher\_priority\_search}}$ , but the interval between each iteration of measuring depends on whether or not the neighbour cell being measured is higher priority than the serving cell. This maximizes the chance of performing the required two samples for higher priority frequencies and RATs before the RRC state changes, while not affecting the power consumption of measurements of lower priority frequencies and RATs.

25 In an embodiment this may be implemented by publication in a specification stipulating that the different (fast) measurement evaluation rules apply conditionally for high priority layers. By example, a new table in RAN4 specifications may be added to give the time intervals applicable only for reselection decisions concerning high priority E-UTRA cells.

30 The third action the UE takes according to this exemplary embodiment is to ignore the parameter  $T_{\text{reselection}}$  when deciding whether to reselect to a higher priority cell or frequency layer, so long as the UE has been able to average at least  $n=2$  measurement samples for its analysis of the higher priority neighbour cell.  $T_{\text{reselection}}$  is

a network configurable time period in E-UTRAN specifications during which the UE is to check that the reselection condition continues to be met, to assure it's not been triggered by a temporary fade. By example, the reselection condition may be the signal strength of the serving cell falling below a threshold. Averaging as few as two  
5 measurement samples should give enough confidence of the target/neighbour high priority cell when considering channel fading conditions. The serving cell quality is irrelevant in service based reselections (i.e., where the UE 20 seeks to attach to an E-UTRAN hot spot to access enhanced services but still remains attached to the same UTRAN serving cell for basic cellular coverage).

10 This third action may also in an embodiment be mandated by a published standard to change the current UE directives. In one embodiment the UE can ignore checking signal strength/quality/power of the serving cell after its measurements and before reselecting to high priority frequency layers/cells. In an alternative embodiment the UE may be allowed to (or required to) ignore checking whether its  
15 original reselection condition or trigger remains satisfied after a specified time period  $T_{\text{reselection}}$  when deciding to reselect to higher priority layers/cells.

Consolidating these three actions would then result in one specific but non-limiting embodiment in which the UE transitions from CELL-FACH to IDLE/PCH state, then performing an immediate measurement of high priority EUTRAN  
20 frequency layers. After one paging period has elapsed the UE will perform a second measurement of high priority EUTRAN frequency layers. The UE then analyzes those measurements so that if both measurements confirm a suitable E-UTRAN high priority candidate then the UE ignores the  $T_{\text{reselection}}$  timer and performs immediate reselection to the identified candidate.

25 Certain exemplary embodiments as detailed above provide the technical effect of ensuring that the UE is very likely to evaluate and reselect to high priority LTE frequency layers even with the most challenging of data traffic patterns and network configurations. An additional technical effect is that the UE could reselect within two DRX cycles after transitioning to a semi-idle state (CELL-PCH or URA-PCH) or to  
30 the idle mode, so unless the UE is paged on the very first paging occasion after the state transition it will always reselect (assuming the measurement reports verify the

neighbour cell is strong enough). As a result of the above, the user experience is improved as hotspot locations can be found even during “always online” data sessions. Another technical effect is that power consumption is not affected if the UE remains in an idle/semi-idle mode, since the UE may then wait the same length of  
5 time ( $T_{\text{higher\_priority\_search}}$ ) until it performs the next higher priority search, and the total number of measurement samples taken for each search is unchanged.

Additionally, implementation is seen to be quite straightforward since no new network configuration is needed and so no network upgrade is necessary. Further, there is little, if any, issue of interoperability since implementation is within the UE  
10 itself.

Figure 2 is a logic flow diagram which describes an exemplary embodiment of the invention from the perspective of the UE. Figure 2 may be considered to illustrate the operation of a method, and a result of execution of a computer program stored in a computer readable memory, and a specific manner in which components of an  
15 electronic device/UE are configured to cause that electronic device to operate. The various blocks shown in Figure 2 may also be considered as a plurality of coupled logic circuit elements constructed to carry out the associated function(s), or specific result of strings of computer program code or instructions stored in a memory.

Such blocks and the functions they represent are non-limiting examples, and  
20 may be practiced in various components such as integrated circuit chips and modules, and that the exemplary embodiments of this invention may be realized in an apparatus that is embodied as an integrated circuit. The integrated circuit, or circuits, may comprise circuitry (as well as possibly firmware) for embodying at least one or more of a data processor or data processors, a digital signal processor or processors,  
25 baseband circuitry and radio frequency circuitry that are configurable so as to operate in accordance with the exemplary embodiments of this invention.

At block 202 the UE or component(s) thereof determines that a neighbour cell is a higher priority cell than a serving cell. At block 204, the UE or component thereof measures signal strength received from the neighbour cell in  $n$  iterations, each  
30 spaced from one another by a time interval specific for the case in which the neighbour cell is the higher priority cell. As noted above  $n$  is an integer greater than

one. Then at block 206 the UE or component(s) thereof analyze the  $n$  measured signal strengths for the purpose of reselecting the UE from the serving cell to the neighbour cell. By example this analysis includes averaging the  $n$  iterations of the measured signal strengths.

5           The remainder of Figure 2 illustrates more specific implementations for blocks 202, 204 and 206. Block 208 stipulates that the neighbour cell is a higher priority frequency layer cell (e.g., a UTRAN cell operating on higher priority frequency layers than the serving cell) or a higher priority RAT cell (e.g., an E-UTRAN cell), and the serving cell is an UTRAN cell. That is, the neighbour cell may be an E-UTRAN cell  
10 or even a GSM cell which the operator has configured for higher priority frequency layers. Block 210 further details block 208 in that the signal strength of block 204 is measured across the  $n$  iterations while the user equipment is in one of a Cell-PCH state, URA-PCH state or idle mode with the UTRAN serving cell. Block 212 further narrows block 212 in that a first one of the  $n$  iterations measures signal strength on a  
15 first available measurement opportunity after the UE transitions to the Cell-PCH state, URA-PCH state or idle mode.

Block 214 gives the exemplary time interval between the higher priority measurement iterations, one DRX period which the UE utilizes with the serving cell. Block 216 details the embodiment in which the UE reselects from the serving cell to  
20 the neighbour cell based on the analyzed  $n$  measured signal strengths, without regard to signal quality of the serving cell which as noted above is one example of a reselection condition. Block 218 gives an alternative embodiment to block 216, in which the UE reselects from the serving cell to the neighbour cell based on the analyzed  $n$  measured signal strengths without regard to whether a reselection  
25 condition remains satisfied for a specified time period  $T_{\text{reselction}}$ .

In a specific embodiment, Figure 2 may be considered to represent actions of a modem which may be apart from or disposed within the above UE.

Embodiments of the invention may be implemented as an apparatus which has determining means and measuring means and analyzing means. The determining  
30 means is for determining that a neighbour cell is a higher priority cell than a serving cell as in block 202 of Figure 2, and may by example be a processor in conjunction

with computer instructions stored in a computer readable memory and also in conjunction with a radio receiver. The measuring means is for measuring signal strength received from the neighbour cell in n iterations spaced by the priority-specific interval, as shown at block 204 of Figure 2. Specific embodiments of such measuring means may be the above noted radio receiver. And there may also be analyzing means for analyzing the n measured signal strengths for reselecting a UE from the serving cell to the neighbour cell as detailed at block 206 of Figure 2, such analyzing means by example also being the processor (or one or more processors).

Reference is now made to Figure 3 for illustrating a simplified block diagram of various electronic devices and apparatus that are suitable for use in practicing the exemplary embodiments of this invention. In Figure 3 a wireless network (base station 22 and RNC 24) is adapted for communication over a wireless link 21 with an apparatus, such as a mobile terminal or UE 20, via a network access node such as a base station/NodeB 22 or relay station. The network may include a radio network controller RNC 24, which provides connectivity with further networks (e.g., a publicly switched telephone network PSTN and/or a data communications network/Internet).

The UE 20 includes processing means such as at least one data processor (DP) 20A, storing means such as at least one computer-readable memory (MEM) 20B storing at least one computer program (PROG) 20C, communicating means such as a transmitter TX 20D and a receiver RX 20E for bidirectional wireless communications with the base station 22 via one or more antennas 20F. Also stored in the MEM 20B at reference number 20G is the priority-specific neighbour cell measuring interval, which may be implemented by non-limiting example as a lookup table or as an algorithm. At least the processing means in combination with the storing means in which is stored the PROG of computer instructions may be considered a processing system.

The base station 22 also includes processing means such as at least one data processor (DP) 22A, storing means such as at least one computer-readable memory (MEM) 22B storing at least one computer program (PROG) 22C, and communicating means such as a transmitter TX 22D and a receiver RX 22E for bidirectional wireless communications with the UE 20 via one or more antennas 22F. There is a data and/or

control path 25 coupling the base station 22 with the RNC 24, and another data and/or control path 23 coupling the base station 22 to other base stations/node Bs/access nodes.

Similarly, the RNC 24 includes processing means such as at least one data processor (DP) 24A, storing means such as at least one computer-readable memory (MEM) 24B storing at least one computer program (PROG) 24C, and communicating means such as a modem 24H for bidirectional wireless communications with the base station 22 via the data/control path 25. While not particularly illustrated for the UE 20 or base station 22, those devices are also assumed to include as part of their wireless communicating means a modem which may be inbuilt on an RF front end chip within those devices 20, 22 and which also carries the TX 20D/22D and the RX 20E/22E.

Also shown is a neighbour cell 26 which similarly has a DP, MEM storing a PROG and transmitter, receiver and antennas. The neighbour cell 26 transmits on path 27 which the UE 20 measures according to the interval stored at 20G.

At least one of the PROGs 20C/20G in the UE 20 is assumed to include a set of computer readable instructions that, when executed by the associated DP 20A, enable the device to operate in accordance with the exemplary embodiments of this invention, as detailed above. In this regard the exemplary embodiments of this invention may be implemented at least in part by computer software instructions stored on the MEM 20B which are executable by the DP 20A of the UE 20, or by hardware, or by a combination of tangibly stored software and hardware (and tangibly stored firmware). Electronic devices implementing these aspects of the invention need not be the entire UE 20, but exemplary embodiments may be implemented by one or more components of same such as the above described tangibly stored software, hardware, firmware and DP, modem, system on a chip SOC or an application specific integrated circuit ASIC.

In general, the various embodiments of the UE 20 can include, but are not limited to personal portable digital devices having wireless communication capabilities, including but not limited to cellular telephones, navigation devices, laptop/palmtop/tablet computers, digital cameras and music devices, and Internet appliances.

Various embodiments of the computer readable MEMs 20B and 22B include any data storage technology type which is suitable to the local technical environment, including but not limited to semiconductor based memory devices, magnetic memory devices and systems, optical memory devices and systems, fixed memory, removable  
5 memory, disc memory, flash memory, DRAM, SRAM, EEPROM and the like. Various embodiments of the DPs 20A and 22A include but are not limited to general purpose computers, special purpose computers, microprocessors, digital signal processors (DSPs) and multi-core processors.

Various modifications and adaptations to the foregoing exemplary  
10 embodiments of this invention may become apparent to those skilled in the relevant arts in view of the foregoing description. While the exemplary embodiments have been described above in the context of the UTRAN and E-UTRAN systems, it should be appreciated that the exemplary embodiments of this invention are not limited for use with only this one particular type of wireless communication system, and that they  
15 may be used to advantage in other wireless communication systems.

Further, some of the various features of the above non-limiting embodiments may be used to advantage without the corresponding use of other described features. The foregoing description should therefore be considered as merely illustrative of the principles, teachings and exemplary embodiments of this invention, and not in  
20 limitation thereof.

Claims

1. An apparatus for use in controlling a user equipment, the apparatus comprising a processing system arranged to:
- 5 determine that a neighbour cell is a higher priority cell than a serving cell;  
measure signal strength received from the neighbour cell in n iterations each spaced from one another by a time interval specific for the case in which the neighbour cell is the higher priority cell, in which n is an integer greater than one; and  
analyze the n measured signal strengths for reselecting the user equipment  
10 from the serving cell to the neighbour cell.
2. The apparatus according to claim 1, wherein the neighbour cell is a higher priority frequency layer cell or a higher priority radio access technology cell, and the serving cell is an UTRAN cell.
- 15
3. The apparatus according to claim 2, wherein signal strength is measured across the n iterations while the user equipment is in one of a Cell-PCH state, URA-PCH state or idle mode with the UTRAN serving cell.
- 20
4. The apparatus according to claim 3, wherein a first one of the n iterations measures signal strength on a first available measurement opportunity after transitioning to the said one of the Cell-PCH state, URA-PCH state or idle mode.
5. The apparatus according to any preceding claim, wherein the time  
25 interval comprises one discontinuous reception period which the user equipment utilizes with the serving cell.
6. The apparatus according to any preceding claim, wherein the processing system is further arranged to:
- 30 reselect from the serving cell to the neighbour cell based on the analyzed n measured signal strengths without regard to signal quality of the serving cell.

7. The apparatus according to any of claims 1 to 5, wherein the processing system is further arranged to:

5 reselect from the serving cell to the neighbour cell based on the analyzed n measured signal strengths without regard to whether a reselection condition remains satisfied for a specified time period  $T_{\text{reselction}}$ .

8. The apparatus according to any preceding claim, wherein the processing system comprises a modem disposed within the user equipment.

10

9. A method of controlling a user equipment, the method comprising:  
determining that a neighbour cell is a higher priority cell than a serving cell;  
measuring signal strength received from the neighbour cell in n iterations each spaced from one another by a time interval specific for the case in which the neighbour cell is the higher priority cell, in which n is an integer greater than one; and  
15 analyzing the n measured signal strengths for reselecting the user equipment from the serving cell to the neighbour cell.

10. The method according to claim 9, in which the neighbour cell is a  
20 higher priority frequency layer cell or a higher priority radio access technology cell, and the serving cell is an UTRAN cell.

11. The method according to claim 10, in which signal strength is measured across the n iterations while the user equipment is in one of a Cell-PCH state, URA-PCH state or idle mode with the UTRAN serving cell.  
25

12. The method according to claim 11, in which a first one of the n iterations measures signal strength on a first available measurement opportunity after transitioning to the said one of the Cell-PCH state, URA-PCH state or idle mode.

30

13. The method according to any of claims 9 to 12, in which the time interval comprises one discontinuous reception period which the user equipment utilizes with the serving cell.
- 5 14. The method according to any of claims 9 to 13, further comprising:  
reselecting the user equipment from the serving cell to the neighbour cell based on the analyzed  $n$  measured signal strengths without regard to signal quality of the serving cell.
- 10 15. The method according to any of claims 9 to 13, further comprising:  
reselecting the user equipment from the serving cell to the neighbour cell based on the analyzed  $n$  measured signal strengths without regard to whether a reselection condition remains satisfied for a specified time period  $T_{\text{reselction}}$ .
- 15 16. The method according to any of claims 9 to 15, in which the method is executed by a modem disposed within the user equipment.
17. A computer readable memory storing a set of instructions which, when executed by a user terminal, cause the user terminal to:
- 20 determine that a neighbour cell is a higher priority cell than a serving cell;  
measure signal strength received from the neighbour cell in  $n$  iterations each spaced from one another by a time interval specific for the case in which the neighbour cell is the higher priority cell, in which  $n$  is an integer greater than one; and  
analyze the  $n$  measured signal strengths for reselecting the user equipment
- 25 from the serving cell to the neighbour cell.
18. The computer readable memory according to claim 17, in which:  
the neighbour cell is a higher priority frequency layer cell or a higher priority radio access technology cell, and the serving cell is an UTRAN cell; the signal
- 30 strength is measured across the  $n$  iterations while the user equipment is in one of a Cell-PCH state, URA-PCH state or idle mode with the UTRAN serving cell; and

a first one of the n iterations measures signal strength on a first available measurement opportunity after transitioning to the said one of the Cell-PCH state, URA-PCH state or idle mode.

5           19.    The computer readable memory according to claim 17 or 18, in which the time interval comprises one discontinuous reception period which the user equipment utilizes with the serving cell.

10           20.    The computer readable memory according to any of claims 17 to 19, in which the set of instructions, when executed, further cause the user equipment to:

              reselect the user equipment from the serving cell to the neighbour cell based on the analyzed n measured signal strengths either:

                          without regard to signal quality of the serving cell; or

15                       without regard to whether a reselection condition remains satisfied for a specified time period  $T_{\text{reselction}}$ .

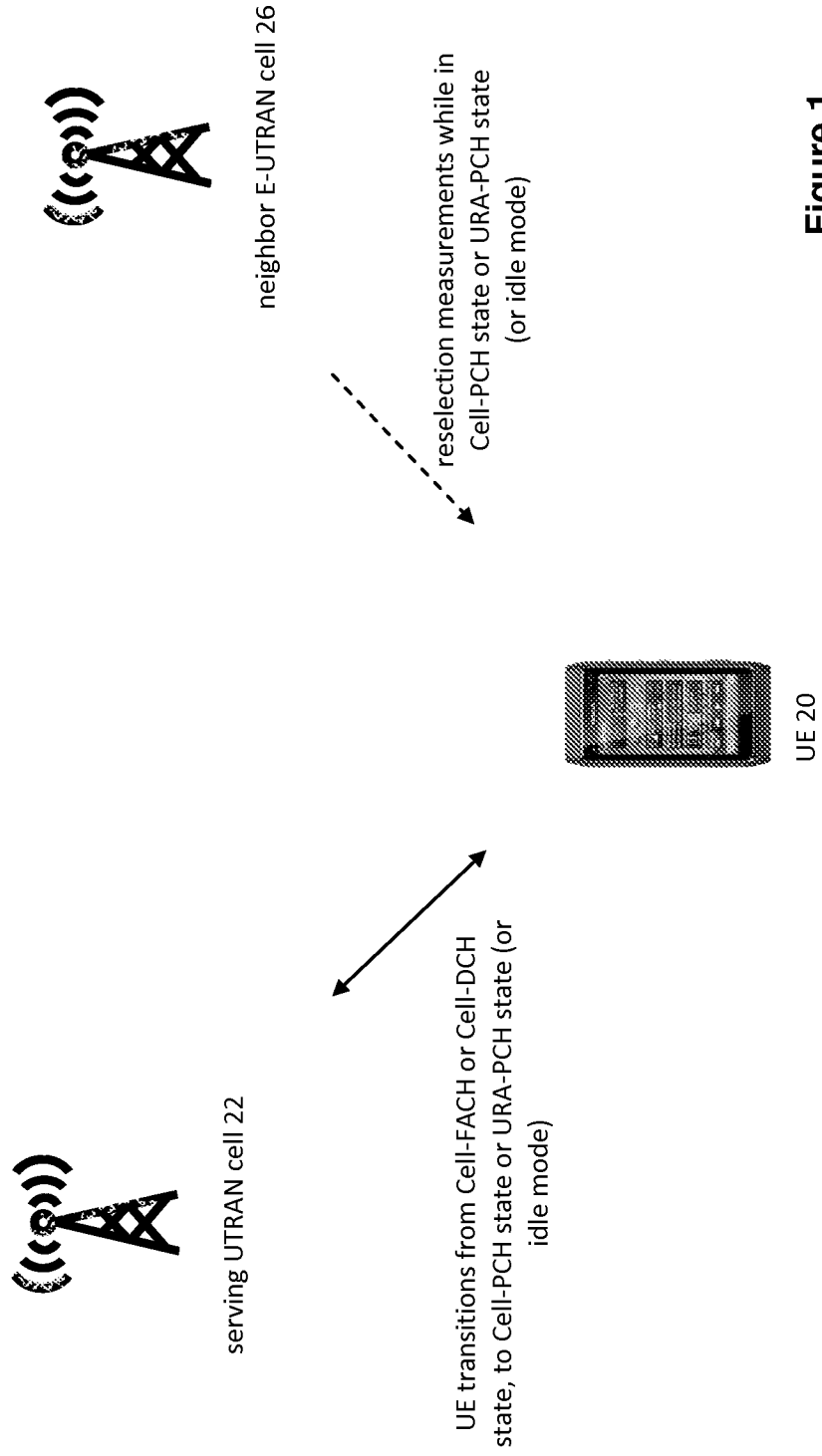


Figure 1

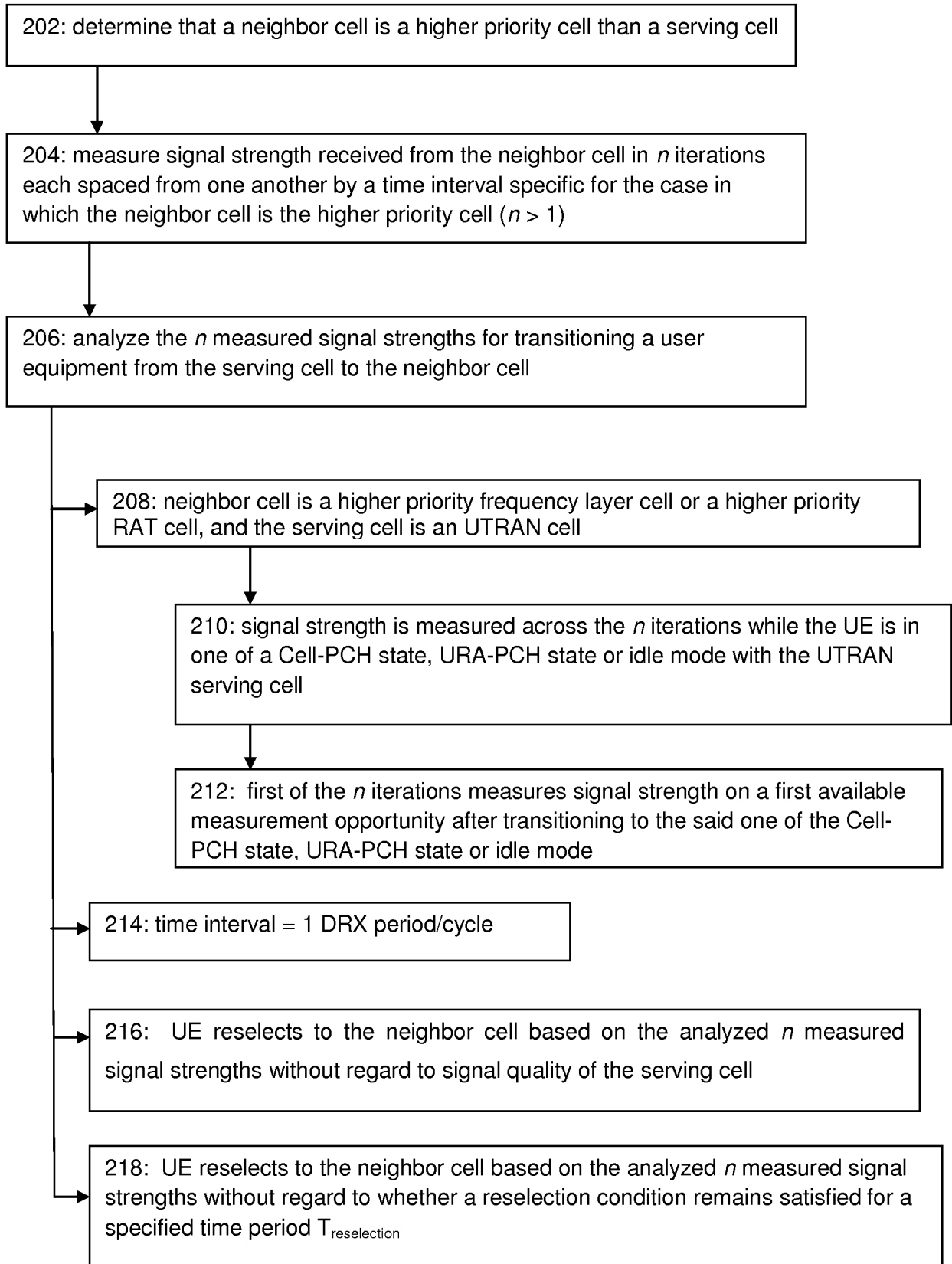


Figure 2

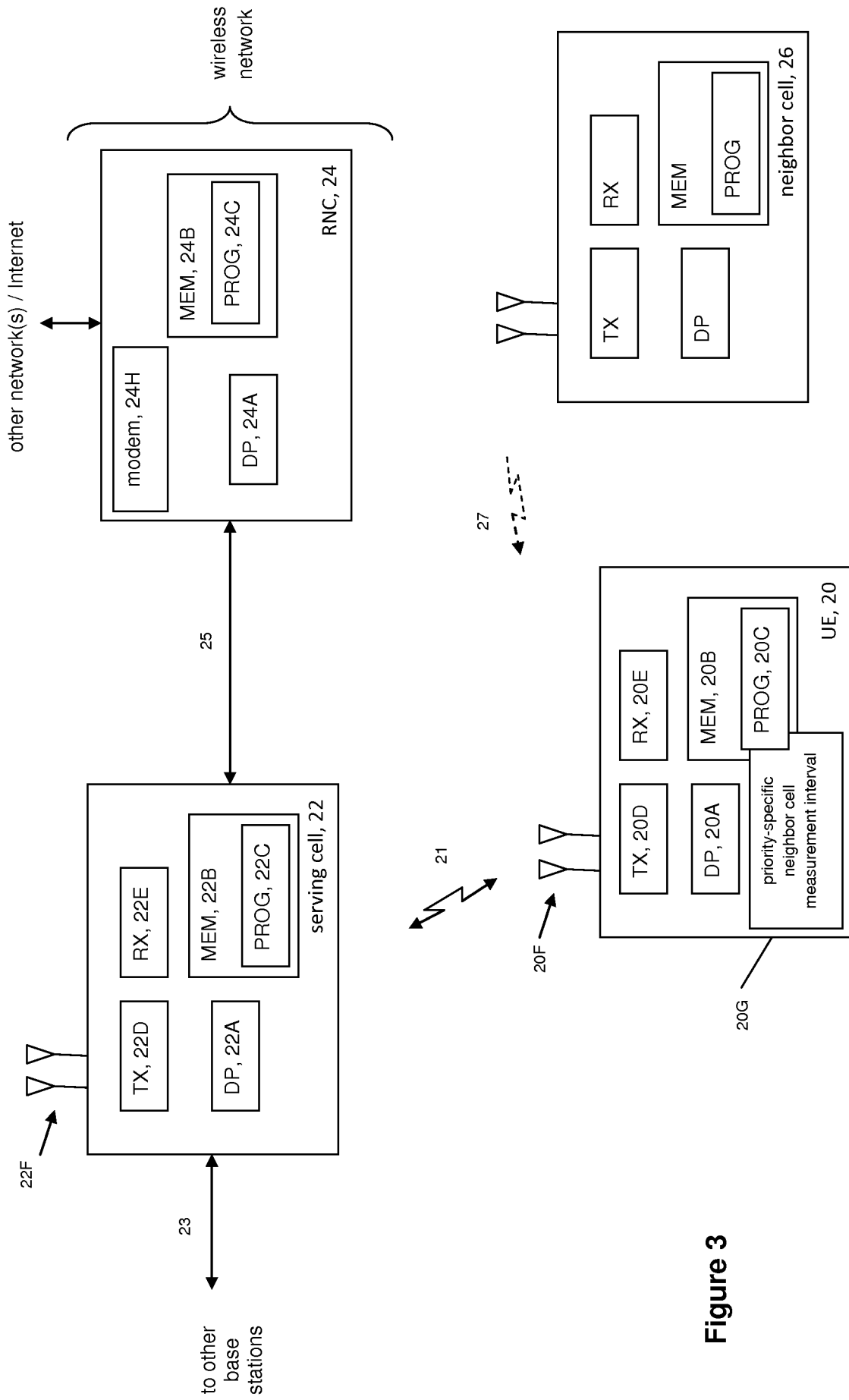


Figure 3

INTERNATIONAL SEARCH REPORT

International application No  
PCT/IB2012/051596

A. CLASSIFICATION OF SUBJECT MATTER  
INV. H04W48/20  
ADD. H04W24/10

According to International Patent Classification (IPC) or to both national classification and IPC

B. FIELDS SEARCHED

Minimum documentation searched (classification system followed by classification symbols)  
H04W

Documentation searched other than minimum documentation to the extent that such documents are included in the fields searched

Electronic data base consulted during the international search (name of data base and, where practicable, search terms used)  
EPO-Internal, WPI Data

C. DOCUMENTS CONSIDERED TO BE RELEVANT

Category*	Citation of document, with indication, where appropriate, of the relevant passages	Relevant to claim No.
X	EP 2 262 301 A1 (NTT DOCOMO INC [JP]) 15 December 2010 (2010-12-15)	1-3, 6-11, 14-17,20
Y	column 6, paragraph 31 - paragraph 38 page 7, paragraph 39 - paragraph 44 page 8, paragraph 57 - page 9, paragraph 67; figures 1-4	4,5,12, 13,18,19
Y	----- EP 2 077 690 A2 (LG ELECTRONICS INC [KR]) 8 July 2009 (2009-07-08)	4,5,12, 13,18,19
A	column 10, paragraph 65 - column 12, paragraph 74 column 16, paragraph 100 - column 17, paragraph 107 column 24, paragraph 133 - column 26, paragraph 142 ----- -/--	1-3, 6-11, 14-17,20

Further documents are listed in the continuation of Box C.

See patent family annex.

\* Special categories of cited documents :

- "A" document defining the general state of the art which is not considered to be of particular relevance
- "E" earlier application or patent but published on or after the international filing date
- "L" document which may throw doubts on priority claim(s) or which is cited to establish the publication date of another citation or other special reason (as specified)
- "O" document referring to an oral disclosure, use, exhibition or other means
- "P" document published prior to the international filing date but later than the priority date claimed

- "T" later document published after the international filing date or priority date and not in conflict with the application but cited to understand the principle or theory underlying the invention
- "X" document of particular relevance; the claimed invention cannot be considered novel or cannot be considered to involve an inventive step when the document is taken alone
- "Y" document of particular relevance; the claimed invention cannot be considered to involve an inventive step when the document is combined with one or more other such documents, such combination being obvious to a person skilled in the art
- "&" document member of the same patent family

Date of the actual completion of the international search  5 July 2012	Date of mailing of the international search report  13/07/2012
------------------------------------------------------------------------------	----------------------------------------------------------------------

Name and mailing address of the ISA/ European Patent Office, P.B. 5818 Patentlaan 2 NL - 2280 HV Rijswijk Tel. (+31-70) 340-2040, Fax: (+31-70) 340-3016	Authorized officer  López García, J
----------------------------------------------------------------------------------------------------------------------------------------------------------------------	-------------------------------------------

## INTERNATIONAL SEARCH REPORT

International application No  
PCT/IB2012/051596

C(Continuation). DOCUMENTS CONSIDERED TO BE RELEVANT		
Category*	Citation of document, with indication, where appropriate, of the relevant passages	Relevant to claim No.
A	<p>NTT DOCOMO ET AL: "IDLE mode mobility control principles", 3GPP DRAFT; R2-074001 IDLE MODE MOBILITY, 3RD GENERATION PARTNERSHIP PROJECT (3GPP), MOBILE COMPETENCE CENTRE ; 650, ROUTE DES LUCIOLES ; F-06921 SOPHIA-ANTIPOLIS CEDEX ; FRANCE, vol. RAN WG2, no. Shanghai, China; 20071002, 2 October 2007 (2007-10-02), XP050136641, [retrieved on 2007-10-02] Items 3.1, 3.2, 3.3; page 4 - page 6</p> <p style="text-align: center;">-----</p>	1-20
A	<p>NOKIA ET AL: "E-UTRA Cell Selection and Cell Reselection Aspects", 3GPP DRAFT; R2-073622 E-UTRA CELL RESELECTIONS, 3RD GENERATION PARTNERSHIP PROJECT (3GPP), MOBILE COMPETENCE CENTRE ; 650, ROUTE DES LUCIOLES ; F-06921 SOPHIA-ANTIPOLIS CEDEX ; FRANCE, vol. RAN WG2, no. Athens, Greece; 20070817, 17 August 2007 (2007-08-17), XP050136308, [retrieved on 2007-08-17] Item 2.3.1; page 3 - page 4</p> <p style="text-align: center;">-----</p>	1-20
A	<p>"3rd Generation Partnership Project; Technical Specification Group Radio Access Network; Requirements for support of radio resource management (FDD) (Release 10)", 3GPP STANDARD; 3GPP TS 25.133, 3RD GENERATION PARTNERSHIP PROJECT (3GPP), MOBILE COMPETENCE CENTRE ; 650, ROUTE DES LUCIOLES ; F-06921 SOPHIA-ANTIPOLIS CEDEX ; FRANCE, no. V10.0.0, 6 January 2011 (2011-01-06), pages 1-253, XP050462545, [retrieved on 2011-01-06] cited in the application Item 4.2.2.5a; page 22 - page 23</p> <p style="text-align: center;">-----</p>	1-20

**INTERNATIONAL SEARCH REPORT**

Information on patent family members

International application No

PCT/IB2012/051596

Patent document cited in search report	Publication date	Patent family member(s)	Publication date	
EP 2262301	A1	15-12-2010	CN 101978724 A	16-02-2011
			EP 2262301 A1	15-12-2010
			JP 4698695 B2	08-06-2011
			JP 2009232292 A	08-10-2009
			KR 20110036526 A	07-04-2011
			US 2011080895 A1	07-04-2011
			WO 2009119566 A1	01-10-2009
-----				
EP 2077690	A2	08-07-2009	EP 2077690 A2	08-07-2009
			US 2009181676 A1	16-07-2009
-----				