



US00D433792S

United States Patent [19] Cockrell

[11] Patent Number: **Des. 433,792**

[45] Date of Patent: **** Nov. 21, 2000**

[54] **SLIP RESISTANT SOLE**

[75] Inventor: **John R. Cockrell**, Greensboro, N.C.

[73] Assignee: **Shoes For Crews, Inc.**, West Palm Beach, Fla.

[**] Term: **14 Years**

[21] Appl. No.: **29/114,646**

[22] Filed: **Nov. 29, 1999**

[51] **LOC (7) Cl.** **02-04**

[52] **U.S. Cl.** **D2/959; D2/947; D2/951; D2/957; D2/960**

[58] **Field of Search** **D2/760, 902, 904, D2/908, 909, 911, 914, 916, 920, 946-948, 951-962, 964, 972, 977; 36/22 R, 24.5, 25 A, 25 R, 28, 29, 32 R, 43, 59 C, 59 R, 102, 103, 129, 134, 149**

[56] **References Cited**

U.S. PATENT DOCUMENTS

D. 51,644	1/1918	Johnson	D2/959
D. 117,831	11/1939	Johnson	D2/959
D. 119,266	3/1940	Johnson	D2/959
D. 196,490	10/1963	Papoutsy	D2/954
D. 259,823	7/1981	Greenlee	D2/954
D. 316,627	5/1991	Schneider	D2/959
D. 335,572	5/1993	Peterson	D2/959
D. 346,480	5/1994	Davidson	D2/961
354,693	12/1886	Dick	36/3 B
D. 366,952	2/1996	Pyle	D2/908
D. 370,993	6/1996	Mangee	D2/959

D. 389,995	2/1998	Cockrell	D2/957
D. 394,342	5/1998	Schneider	D2/959
D. 401,743	12/1998	Wunsch	D2/954
D. 402,451	12/1998	Wunsch	D2/959
D. 405,944	2/1999	Sessa	D2/959
D. 412,239	7/1999	Sorofman	D2/959
D. 412,394	8/1999	Loveder	D2/959
D. 414,317	9/1999	Lubart	D2/951
D. 424,793	5/2000	Lubart	D2/957
2,580,840	1/1952	Rogndal	36/29
5,203,792	4/1993	Kaiser	12/142 C

Primary Examiner—Celia Murphy
Attorney, Agent, or Firm—McHale & Slavin

[57] **CLAIM**

The ornamental design for a slip resistant sole, as shown and described.

DESCRIPTION

FIG. 1 is a bottom plan view of a slip resistant sole design of the invention;
FIG. 2 is a top plan view of a slip resistant sole design of FIG. 1;
FIG. 3 is a front end view of a slip resistant sole design of FIG. 1;
FIG. 4 is a rear end view of a slip resistant sole design of FIG. 1;
FIG. 5 is a first side view of a slip resistant sole design of FIG. 1; and,
FIG. 6 is a second side view of a slip resistant sole design of FIG. 1.

1 Claim, 2 Drawing Sheets

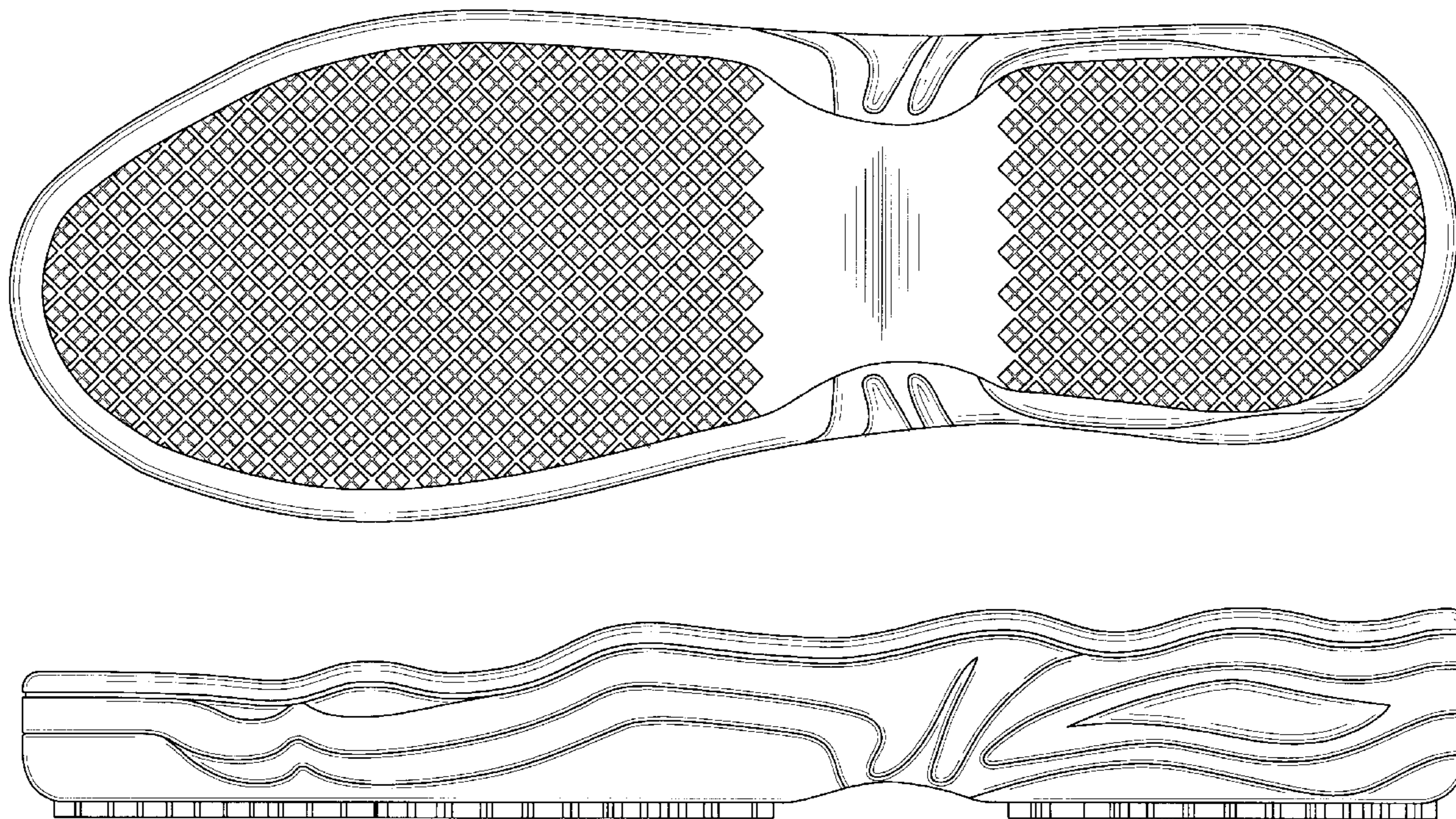


FIG. 1

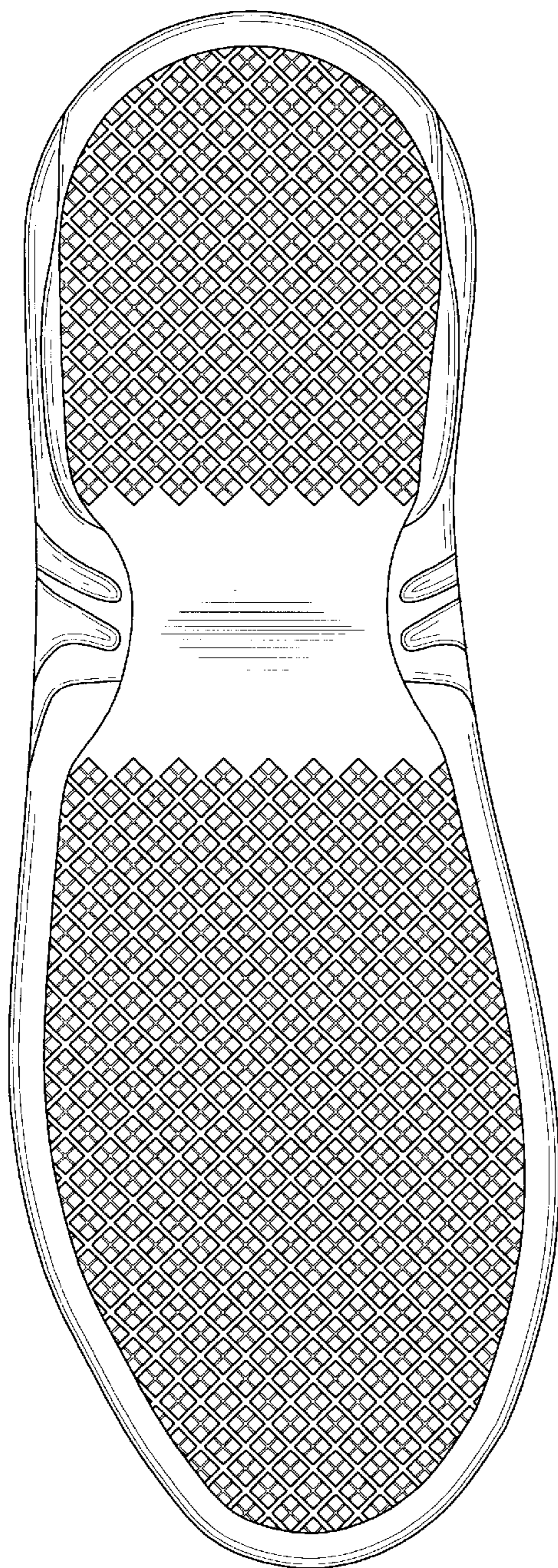


FIG. 2

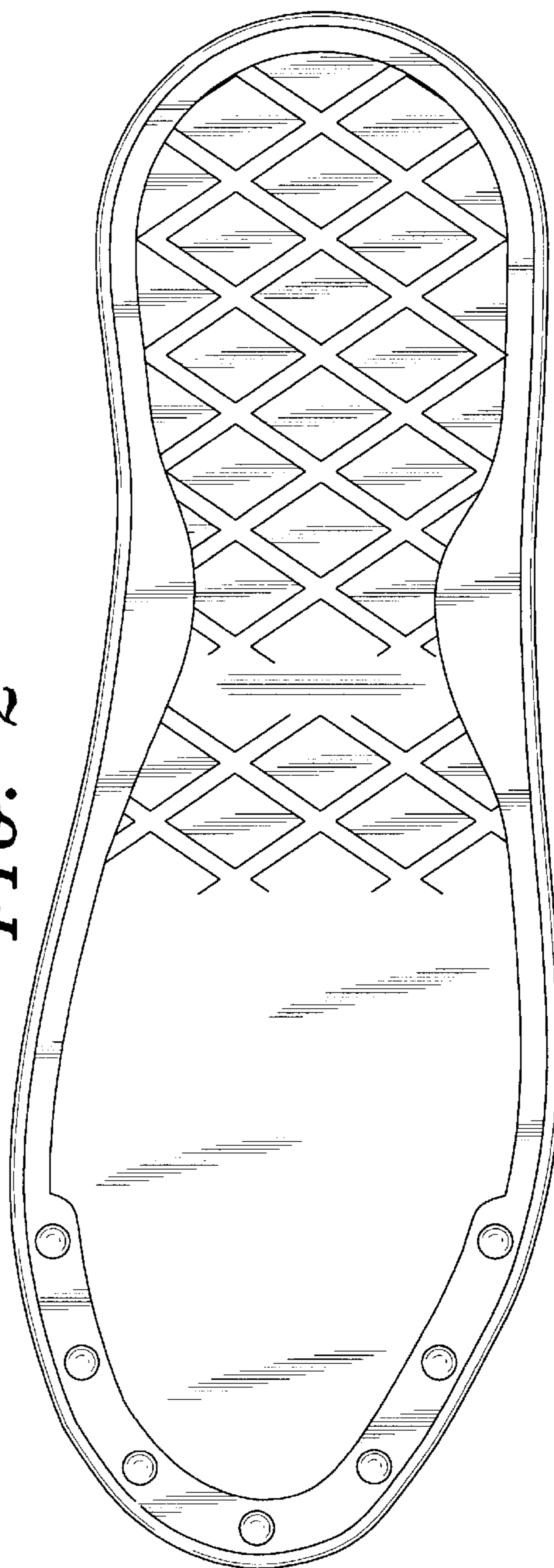


FIG. 5

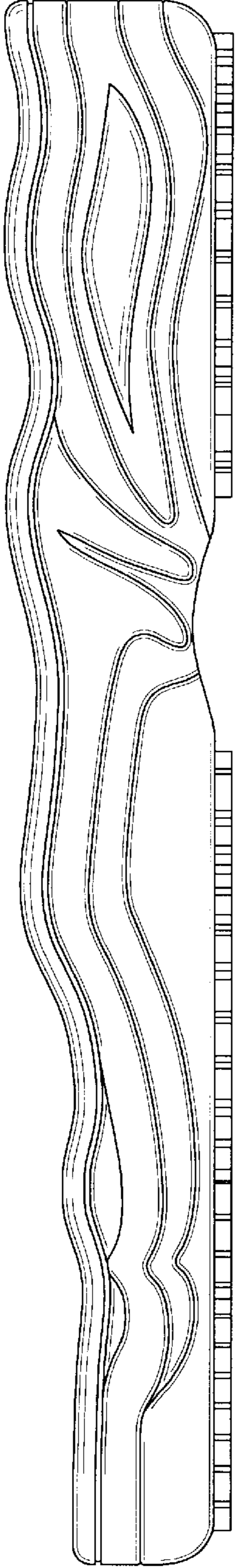


FIG. 3

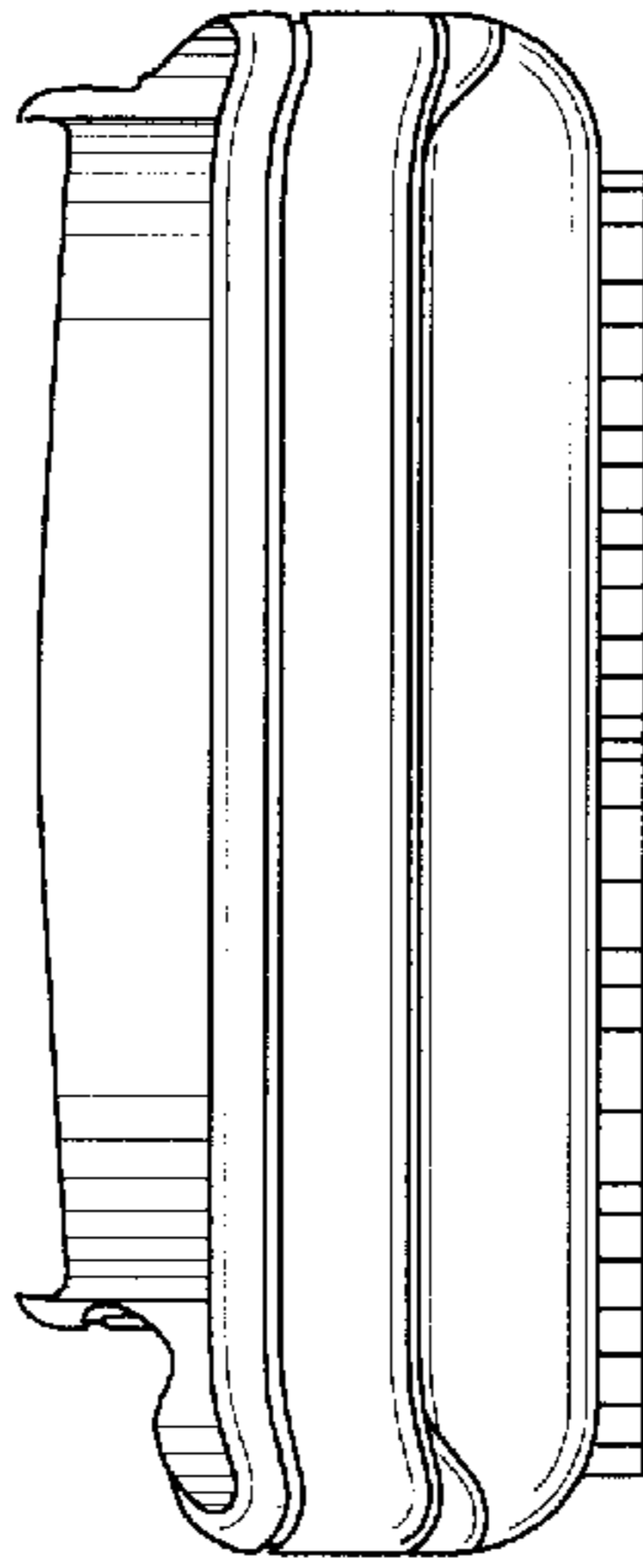


FIG. 4

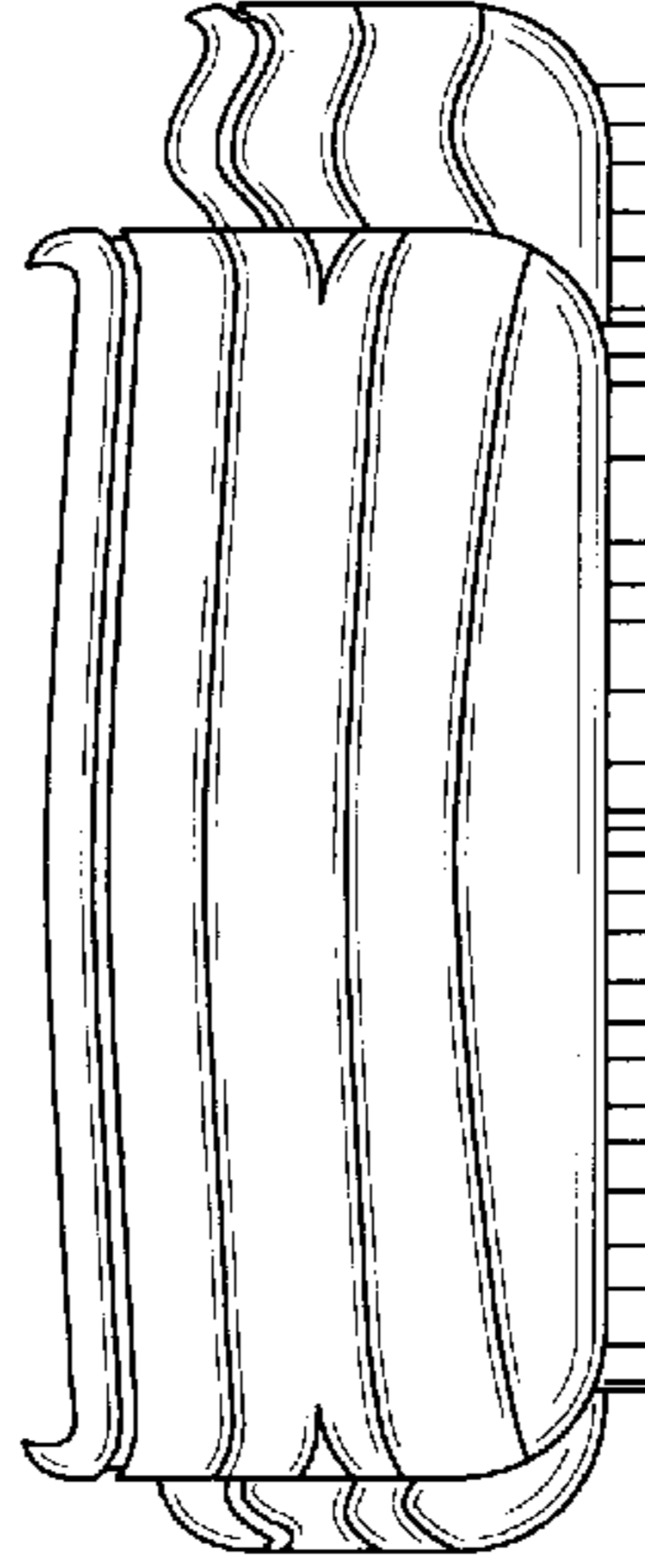


FIG. 6

