(12) STANDARD PATENT (11) Application No. **AU 2013202595 B2**
(19) AUSTRALIAN PATENT OFFICE

(54) Title
Methods for modulating Tau expression for reducing seizure and modifying a neuro-degenerative syndrome

(51) International Patent Classification(s)
C12N 15/00 (2006.01)

(21) Application No: **2013202595** (22) Date of Filing: **2013.03.14**

(87) WIPO No: **WO13/148260**

(30) Priority Data

(31) Number	(32) Date	(33) Country
61/618,435	**2012.03.30**	**US**
61/660,676	**2012.06.15**	**US**
61/719,149	**2012.10.26**	**US**

(43) Publication Date: **2013.10.17**
(43) Publication Journal Date: **2013.10.17**
(44) Accepted Journal Date: **2016.04.21**

(71) Applicant(s)
Washington University;Ionis Pharmaceuticals, Inc.

(72) Inventor(s)
Miller, Timothy M.;Devos, Sarah;Bennett, C. Frank;Rigo, Frank

(74) Agent / Attorney
Pizzeys Patent and Trade Mark Attorneys Pty Ltd, PO Box 291, WODEN, ACT, 2606

(56) Related Art
US 2002/0018995 A1
KALBFUSS, B. et al., 'Correction of Alternative Splicing of Tau in Frontotemporal Dementia and Parkinsonism Linked to Chromosome 17', Journal of Biological Chemistry, 2001, vol. 276, pages 42986-42993
US 2008/0249058 A1
RODRIGUEZ-MARTIN, T. et al., 'Reprogramming of tau alternative splicing by spliceosome-mediated RNA trans-splicing: Implications for tauopathies', Proceedings of the National Academy of Sciences, 2005, vol. 102, no. 43, pages 15659-15664

ABSTRACT

Disclosed herein are methods for reducing expression of Tau mRNA and protein in an animal with Tau antisense compounds. Also disclosed are methods for modulating splicing of Tau mRNA in an animal with Tau antisense compounds. Such methods are useful to treat, prevent, or ameliorate neurodegenerative diseases in an individual in need thereof. Examples of neurodegenerative diseases that can be treated, prevented, and ameliorated with the administration Tau antisense oligonucleotides include Alzheimer's Disease, Fronto-temporal Dementia (FTD), FTDP-17, Progressive Supranuclear Palsy, Chronic Traumatic Encephalopathy, Epilepsy, and Dravet's Syndrome.

METHODS FOR MODULATING TAU EXPRESSION FOR REDUCING SEIZURE AND MODIFYING A NEURODEGENERATIVE SYNDROME

GOVERNMENTAL RIGHTS

[0001] This invention was made with government support under P50AG005681 awarded by the National Institute on Aging and K08NS074194 awarded by the National Institute of Neurological Disorders and Stroke/American Federation for Aging Research. The government has certain rights in the invention.

SEQUENCE LISTING

[0002] The present application is being filed along with a Sequence Listing in electronic format. The Sequence Listing is provided as a file entitled BIOL0210WOSEQ.txt created March 14, 2013, which is approximately 436 KB in size. The information in the electronic format of the sequence listing is incorporated herein by reference in its entirety.

FIELD

[0003] Provided are methods for treating, preventing, or ameliorating neurodegenerative diseases, including tauopathies, Alzheimer's Disease, Fronto-temporal Dementia (FTD), FTDP-17, Progressive Supranuclear Palsy (PSP), Chronic Traumatic Encephalopathy (CTE), Corticobasal Ganglionic Degeneration (CBD), Epilepsy, and Dravet's Syndrome by inhibiting expression of Tau or modulating the splicing of Tau in an animal. Certain embodiments are directed to methods, compounds and compositions for treating, preventing or ameliorating a seizure disorder by inhibiting expression of Tau or modulating the splicing of Tau in an animal.

BACKGROUND

[0004] The primary function of Tau is to bind to and stabilize microtubules, which are important structural components of the cytoskeleton involved in mitosis, cytokinesis, and vesicular transport. Tau is found in multiple tissues, but is particularly abundant in axons of neurons. In humans, there are six isoforms of Tau that are generated by alternative splicing of exons 2, 3, and 10. Splicing of exons 2 and 3 at the N-terminus of the protein leads to inclusion of zero, one, or two 29 amino acid acidic domains and is termed 0N, 1N, or 2N Tau respectively. The influence of

these domains on Tau function is not fully clear, though may play a role in interactions with the plasma membrane. Inclusion of exon 10 at the C-terminus leads to inclusion of the microtubule binding domain encoded by exon 10. Since there are 3 microtubule binding domains elsewhere in Tau, this Tau isoform (with exon 10 included) is termed 4R Tau, where 'R' refers to the number of repeats of microtubule binding domains. Tau without exon 10 is termed 3R Tau. Since more microtubule binding domains (4R compared with 3R) increases the binding to microtubules, 4R Tau presumably significantly increases microtubule binding and assembly. The ratio of 3R/4R Tau is developmentally regulated, with fetal tissues expressing exclusively 3R Tau and adult human tissues expressing approximately equal levels of 3R/4R Tau. Deviations from the normal ratio of 3R/4R Tau are characteristic of neurodegenerative FTD Tauopathies. It is not known how changing the 3R/4R Tau ratio at a later stage in the adult animal will affect Tau pathogenesis.

[0005] Serine-threonine directed phosphorylation regulates the microtubule binding ability of Tau. Hyperphosphorylation promotes detachment of Tau from microtubules. Other post translational modifications of Tau have been described; however the significance of these is unclear. Phosphorylation of Tau is also developmentally regulated with higher phosphorylation in fetal tissues and much lower phosphorylation in the adult. One characteristic of neurodegenerative disorders is aberrantly increased Tau phosphorylation.

[0006] The microtubule network is involved in many important processes within the cell including structural integrity needed for maintaining morphology of cells and operating transport machinery. Since binding of Tau to microtubules stabilizes microtubules, Tau is likely to be a key mediator of some of these processes and disruption of normal Tau in neurodegenerative diseases may disrupt some of these key cellular processes.

[0007] One of the early indicators that Tau may be important in neurodegenerative syndromes was the recognition that Tau is a key component of neurofibrillary inclusions in Alzheimer's disease. In fact, neurofibrillary inclusions are aggregates of hyperphosphorylated Tau protein. Along with amyloid beta containing plaques, neurofibrillary inclusions are a hallmark of Alzheimer's disease and correlate significantly with cognitive impairment. 95% of Tau accumulations in AD are found in neuronal processes and is termed neuritic dystrophy. The process(es) whereby this microtubule associated protein becomes disengaged from microtubules and forms accumulations of proteins and how this relates to neuronal toxicity is not well

understood.

[0008] Neuronal Tau inclusions are a pathological characteristic of not only Alzheimer's disease, but also a subset of Frontotemporal dementia (FTD), PSP, and CBD. The link between Tau and neurodegeneration was solidified by the discovery that mutations in the Tau gene cause a subset of FTD. These genetic data have also highlighted the importance of the 3R:4R ratio of Tau. Many of the Tau mutations that cause FTD lead to a change in Tau splicing which leads to preferential inclusion of exon 10, and thus to increased 4R Tau. The overall Tau levels are normal. Whether the Tau isoform change or the amino acid change or both cause neurodegeneration remains unknown. Recent data suggest that PSP may also be associated with an increased 4R:3R Tau ratio and thus may be amenable to a similar splicing strategy.

[0009] To help understand the influence of Tau ratios on neurodegeneration, a mouse model based on one of the splicing Tau mutations (N279K) has been generated using a minigene that includes the Tau promoter and the flanking intronic sequences of exon 10. As in humans, these mice demonstrate increased levels of 4R Tau compared with transgenics expressing WT Tau and develop behavioral and motor abnormalities as well as accumulations of aggregated Tau in the brain and spinal cord.

[0010] The protein "Tau" has been associated with multiple diseases of the brain including Alzheimer's disease, frontotemporal dementia, progressive supranuclear palsy, corticobasal ganglionic degeneration, dementia pugilistica, parkinsonism linked to chromosome, Lytico-Bodig disease, tangle-predominant dementia, ganglioglioma, gangliocytoma, meningioangiomatosis, subacute sclerosing panencephalitis, lead encephalopathy, tuberous sclerosis, Hallervorden-Spatz disease, Pick's disease, argyrophilic grain disease, corticobasal degeneration or frontotemporal lobar degeneration and others. Tau-associated disorders such as AD are the most common cause of dementia in the elderly. AD affects an estimated 15 million people worldwide and 40% of the population above 85 years of age. AD is characterized by two pathological hallmarks: Tau neurofibrillary inclusions (NFT) and amyloid-β (Aβ) plaques.

[0011] In seizure disorders, the brain's electrical activity is periodically disturbed, resulting in some degree of temporary brain dysfunction. Normal brain function requires an orderly, organized, coordinated discharge of electrical impulses. Electrical impulses enable the brain to communicate with the spinal cord, nerves, and muscles as well as within itself. Seizures

may result when the brain's electrical activity is disrupted. There are two basic types of seizures; epileptic and nonepileptic. Epileptic seizures have no apparent cause or trigger and occur repeatedly. Nonepileptic seizures are triggered orprovoked by a disorder or another condition that irritates the brain. Certain mental disorders can cause seizure symptoms referred to as psychogenic nonepileptic seizures.

[0012] Alzheimer's Disease(AD) is known to be a clinical risk factor for late onset seizures. Multiple AD mouse models recapitulate this increased seizure susceptibility. Within the last 5 years, many of these AD models have been studied in the setting of mouse tau knockout (tau-/-). Increased seizure susceptibility was ameliorated in these amyloid-depositing tau knockout lines. Further, tau-/- alone interestingly appeared to be protective against chemically induced seizures.

[0013] Anticonvulsants represent the common treatment regime for seizues. However, anticonvulsants are ineffective in a significant percent of people with a seizure disorder and for these individuals, surgery is the only option. Amidst the lack of available treatments for seizure disorders and neurodegenerative diseases, certain methods of the present embodiments provide methods for treating, preventing or ameliorating a seizure disorder and neurodegenerative diseases by inhibiting expression of Tau or modulating the splicing of Tau in an animal.

SUMMARY

[0014] Provided herein are methods for modulating levels of Tau mRNA and protein in cells, tissues, and animals. Also provided herein are methods for modulating splicing of Tau mRNA in cells, tissues, and animals. Also provided herein are methods for modulating the expression product of a Tau mRNA in cells, tissues, and animals.

[0015] In certain embodiments, modulation can occur in a cell or tissue. In certain embodiments, the cell or tissue is in an animal. In certain embodiments, the animal is human. In certain embodiments, Tau mRNA levels are reduced. In certain embodiments, Tau protein levels are reduced. In certain embodiments, splicing of Tau mRNA is modulated. In certain embodiments, the expression product of a Tau mRNA is modulated. In certain embodiments, exclusion of Tau exon 10 is promoted. In certain embodiments, expression of the 4R isoform of Tau RNA or protein is reduced. In certain embodiments, expression of the 3R isoform of Tau RNA or protein is increased. In certain embodiments, expression of the 4R isoform of Tau RNA or

protein is reduced and expression of the 3R isoform of Tau RNA or protein is increased. In certain embodiments, hyperphosphorylated Tau is reduced. Such reduction and modulation can occur in a time-dependent manner or in a dose-dependent manner.

[0016] Several embodiments are drawn to methods of reducing or decreasing seizures in a subject. In certain embodiments, methods are provided for reducing the risk for seizure in a subject. In certain embodiments, the seizures are related to neurodegenerative disorders. In certain embodiments, the neurodegenerative disorder is a tau-associated disorder. In certain embodiments, the tau-associated disorder or neurodegenerative disorder is Alzheimer's disease, frontotemporal dementia, progressive supranuclear palsy, corticobasal ganglionic degeneration, dementia pugilistica, parkinsonism linked to chromosome, Lytico¬Bodig disease, tangle-predominant dementia, ganglioglioma, gangliocytoma, meningioangiomatosis, subacute sclerosing panencephalitis, lead encephalopathy, tuberous sclerosis, Hallervorden-Spatz disease, Pick's disease, argyrophilic grain disease, corticobasal degeneration or frontotemporal lobar degeneration. Certain embodiments are drawn to a method of decreasing seizures in a subject with a high 4R:3R tau isoform ratio. In certain embodiments, the methods comprise administering an antisense agent to the subject, wherein the agent decreases expression of tau or decreases the 4R:3R tau ratio in the central nervous system of the subject.

[0017] Also provided are methods useful for preventing, treating, and ameliorating diseases, disorders, and conditions associated with Tau. In certain embodiments, such diseases, disorders, and conditions associated with Tau are neurodegenerative diseases. In certain embodiments, the neurodegenerative disease is any of Alzheimer's Disease, Fronto-temporal Dementia (FTD), FTDP-17, Progressive Supranuclear Palsy, Chronic Traumatic Encephalopathy, Epilepsy, or Dravet's Syndrome. In certain embodiments, one or more symptoms of a neurodegenerative disease is ameliorated, prevented, or delayed (progression slowed). In certain embodiments, the symptom is memory loss, anxiety, or loss of motor function. In certain embodiments, neurodegenerative function is improved. In certain embodiments, neurofibrillary inclusions are reduced.

[0018] Such diseases, disorders, and conditions can have one or more risk factors, causes, or outcomes in common. Certain risk factors and causes for development of a neurodegenerative disease include genetic predisposition and older age.

[0019] In certain embodiments, methods of treatment include administering a Tau antisense compound to an individual in need thereof. The antisense compound may inhibit expression of Tau or modulate splicing of Tau. In certain embodiments, the antisense compound

is a single-stranded antisense oligonucleotide. In certain embodiments, the single-stranded antisense oligonucleotide is complementary to a Tau nucleic acid.

[0020] The present disclosure provides the following non-limiting numbered embodiments:

[0021] Embodiment 1. A method of reducing seizures or risk of seizures in an animal comprising administering a Tau-specific inhibitor to the subject, wherein incidence of seizures or severity of seizures is reduced.

[0022] Embodiment 2. The method of embodiment 1, wherein the animal is a human.

[0023] Embodiment 3. The method of embodiments 1-2, wherein the Tau-specific inhibitor is an antisense compound.

[0024] Embodiment 4. A method comprising administering a Tau antisense compound to an animal for treating a Tau associated disease and thereby ameliorating at least one symptom of the Tau associated disease.

[0025] Embodiment 5. A method comprising:

(a) identifying an animal having a Tau associated disease; and
(b) administering a Tau antisense compound and thereby ameliorating at least one symptom of the Tau associated disease.

[0026] Embodiment 6. The method of embodiments 4-5, wherein the animal is a human.

[0027] Embodiment 7. The method of embodiments 4-6, wherein the symptom is any one of incidence of seizures, seizure severity, presence of neurofibrillary inclusions, loss of memory, loss of cognition, decreased motor function, or bradykinesia.

[0028] Embodiment 8. The method of embodiments 4-8, wherein the Tau associated disease is a neurodegenerative disease.

[0029] Embodiment 9. The method of embodiment 8, wherein the neurodegenerative disease is selected from among Alzheimer's Disease, Fronto-temporal Dementia (FTD), FTDP-17, Progressive Supranuclear Palsy, Chronic Traumatic Encephalopathy, Epilepsy, and Dravet's Syndrome.

[0030] Embodiment 10. The method of embodiments 3-9, wherein the antisense compound comprises a single-stranded antisense oligonucleotide complementary to a Tau nucleic acid.

[0031] Embodiment 11. The method of embodiments 1-10, wherein expression of

Tau RNA or expression of Tau protein is reduced.

[0032] Embodiment 12. The method of embodiments 1-10, wherein expression of the 4R isoform of Tau RNA or expression of the 4R isoform of Tau protein is reduced.

[0033] Embodiment 13. The method of embodiments 1-10, wherein expression of the 3R isoform of Tau RNA or expression of the 3R isoform of Tau protein is increased.

[0034] Embodiment 14. The method of embodiments 1-10, wherein expression of the 4R isoform of Tau RNA is reduced and expression of the 3R isoform of Tau RNA is increased.

[0035] Embodiment 15. The method of embodiments 1-10, wherein expression of the 4R isoform of Tau protein is reduced and expression of the 3R isoform of Tau protein is increased.

[0036] Embodiment 16. The method of embodiments 10-15, wherein the single-stranded antisense oligonucleotide comprises at least one modification.

[0037] Embodiment 17. The method of embodiment 10-16, wherein the single-stranded antisense oligonucleotide is specifically hybridizable to a human Tau nucleic acid.

[0038] Embodiment 18. The method of embodiments 10-17, wherein the single-stranded antisense oligonucleotide is at least 75%, at least 80%, at least 85%, at least 90%, or at least 95% complementary to an equal length portion of a human Tau nucleic acid.

[0039] Embodiment 19. The method of embodiments 10-18, wherein the single-stranded antisense oligonucleotide is 100% complementary to a human Tau nucleic acid.

[0040] Embodiment 20. The method of embodiments 16-19, wherein the single-stranded antisense oligonucleotide comprises at least one modified internucleoside linkage.

[0041] Embodiment 21. The method of embodiment 20, wherein each internucleoside linkage of the single-stranded antisense oligonucleotide is a modified internucleoside linkage.

[0042] Embodiment 22. The method of embodiments 20-21, wherein the modified internucleoside linkage is a phosphorothioate internucleoside linkage.

[0043] Embodiment 23. The method of embodiments 16-22, comprising at least one modified nucleoside.

[0044] Embodiment 24. The method of embodiments 16-23, wherein the single-stranded antisense oligonucleotide comprises at least one modified nucleoside having a modified sugar.

[0045] Embodiment 25. The method of embodiment 24, wherein the single-stranded antisense oligonucleotide comprises at least one modified nucleoside comprising a bicyclic sugar.

[0046] Embodiment 26. The method of embodiment 25, wherein the bicyclic sugar

comprises a 4' to 2' bridge selected from among: 4'-(CH2)n-O-2', wherein n is 1 or 2; and 4'-CH2-O-CH2-2'.

[0047] Embodiment 27. The method of embodiment 25, wherein the bicyclic sugar comprises a 4'-CH(CH3)-O-2' bridge.

[0048] Embodiment 28. The method of embodiment 24, wherein the at least one modified nucleoside having a modified sugar comprises a non-bicyclic 2'-modified sugar moiety.

[0049] Embodiment 29. The method of embodiment 28, wherein the 2'-modified sugar moiety comprises a 2'-O-methoxyethyl group.

[0050] Embodiment 30. The method of embodiment 28, wherein the 2'-modified sugar moiety comprises a 2'-O-methyl group.

[0051] Embodiment 31. The method of embodiment 24, wherein the at least one modified nucleoside having a modified sugar comprises a sugar surrogate.

[0052] Embodiment 32. The method of embodiment 31, wherein the sugar surrogate is a morpholino.

[0053] Embodiment 33. The method of embodiment 31, wherein the sugar surrogate is a peptide nucleic acid.

[0054] Embodiment 34. The method of embodiments 23-33, wherein each nucleoside is modified.

[0055] Embodiment 35. The method of embodiments 10-34, wherein the single-stranded antisense oligonucleotide comprises at least one modified nucleobase.

[0056] Embodiment 36. The method of embodiment 35, wherein the modified nucleobase is a 5'-methylcytosine.

[0057] Embodiment 37. The method of embodiment 16-35, wherein the single-stranded antisense oligonucleotide comprises:

(a) a gap segment consisting of linked deoxynucleosides;

(b) a 5' wing segment consisting of linked nucleosides;

(c) a 3' wing segment consisting of linked nucleosides;

[0058] wherein the gap segment is positioned immediately adjacent to and between the 5' wing segment and the 3' wing segment and wherein each nucleoside of each wing segment comprises a modified sugar.

[0059] Embodiment 38. The method of embodiment 37, wherein the single-stranded antisense oligonucleotide comprises:

(a) a gap segment consisting of ten linked deoxynucleosides;

(b) a 5' wing segment consisting of five linked nucleosides;

(c) a 3' wing segment consisting of five linked nucleosides;

[0060] wherein the gap segment is positioned immediately adjacent and between the 5' wing segment and the 3' wing segment, wherein each nucleoside of each wing segment comprises a 2'-O-methoxyethyl sugar; and wherein each internucleoside linkage is a phosphorothioate linkage.

[0061] Embodiment 39. The method of embodiments 10-37, wherein the single-stranded antisense oligonucleotide consists of 15, 16, 17, 18, 19, 20, 21, 22, 23, 24, or 25 linked nucleosides.

[0062] Embodiment 40. The method of any preceding embodiment, wherein the administering is parenteral administration.

[0063] Embodiment 41. The method of embodiment 40, wherein the parenteral administration is any of injection or infusion.

[0064] Embodiment 42. The method of embodiments 40-41, wherein the parenteral administration is any of intrathecal administration or intracerebroventricular administration.

[0065] Embodiment 43. A method comprising administering a Tau antisense compound to an animal for treating a Tau associated disease and thereby reducing neurofibrillary inclusions.

[0066] Embodiment 44. A method comprising administering a Tau antisense compound to an animal for treating a Tau associated disease and thereby improving neurological function.

[0067] Embodiment 45. A method comprising:

(a) identifying an animal having a Tau associated disease; and

(b) administering a Tau antisense compound and thereby reducing neurofibrillary inclusions.

[0068] Embodiment 46. A method comprising:

(a) identifying an animal having a Tau associated disease; and

(b) administering a Tau antisense compound and thereby improving neurological function.

[0069] Embodiment 47. The method of embodiments 43-46, wherein the animal is a human.

[0070] Embodiment 48. The method of embodiments 43-47, wherein the antisense compound comprises a single-stranded antisense oligonucleotide complementary to a Tau nucleic

acid.

[0071] Embodiment 49. The method of embodiments 43-48, wherein the Tau associated disease is a neurodegenerative disease.

[0072] Embodiment 50. The method of embodiment 49, wherein the neurodegenerative disease is selected from among Alzheimer's Disease, Fronto-temporal Dementia (FTD), FTDP-17, Progressive Supranuclear Palsy, Chronic Traumatic Encephalopathy, Epilepsy, and Dravet's Syndrome.

[0073] Embodiment 51. The method of embodiments 43-50, wherein the expression of Tau RNA or expression of Tau protein is reduced.

[0074] Embodiment 52. The method of embodiments 43-50, wherein expression of the 4R isoform of Tau RNA or expression of the 4R isoform of Tau protein is reduced.

[0075] Embodiment 53. The method of embodiments 43-50, wherein expression of the 3R isoform of Tau RNA or expression of the 3R isoform of Tau protein is increased.

[0076] Embodiment 54. The method of embodiments 43-50, wherein expression of the 4R isoform of Tau RNA is reduced and expression of the 3R isoform of Tau RNA is increased.

[0077] Embodiment 55. The method of embodiments 43-50, wherein expression of the 4R isoform of Tau protein is reduced and expression of the 3R isoform of Tau protein is increased.

[0078] Embodiment 56. The method of embodiments 48-55, wherein the single-stranded antisense oligonucleotide comprises at least one modification.

[0079] Embodiment 57. The method of embodiment 48-56, wherein the single-stranded antisense oligonucleotide is specifically hybridizable to a human Tau nucleic acid.

[0080] Embodiment 58. The method of embodiments 48-57, wherein the single-stranded antisense oligonucleotide is at least 75%, at least 80%, at least 85%, at least 90%, or at least 95% complementary to an equal length portion of a human Tau nucleic acid.

[0081] Embodiment 59. The method of embodiments 48-58, wherein the single-stranded antisense oligonucleotide is 100% complementary to a human Tau nucleic acid.

[0082] Embodiment 60. The method of embodiments 56-59, wherein the single-stranded antisense oligonucleotide comprises at least one modified internucleoside linkage.

[0083] Embodiment 61. The method of embodiment 60, wherein each internucleoside linkage of the single-stranded antisense oligonucleotide is a modified internucleoside linkage.

[0084] Embodiment 62. The method of embodiments 60-61, wherein the modified internucleoside linkage is a phosphorothioate internucleoside linkage.

[0085] Embodiment 63. The method of embodiments 56-62, comprising at least one modified nucleoside.

[0086] Embodiment 64. The method of embodiments 56-63, wherein the single-stranded antisense oligonucleotide comprises at least one modified nucleoside having a modified sugar.

[0087] Embodiment 65. The method of embodiment 64, wherein the single-stranded antisense oligonucleotide comprises at least one modified nucleoside comprising a bicyclic sugar.

[0088] Embodiment 66. The method of embodiment 65, wherein the bicyclic sugar comprises a 4' to 2' bridge selected from among: 4'-(CH2)n-O-2', wherein n is 1 or 2; and 4'-CH2-O-CH2-2'.

[0089] Embodiment 67. The method of embodiment 65, wherein the bicyclic sugar comprises a 4'-CH(CH3)-O-2' bridge.

[0090] Embodiment 68. The method of embodiment 64, wherein the at least one modified nucleoside having a modified sugar comprises a non-bicyclic 2'-modified sugar moiety.

[0091] Embodiment 69. The method of embodiment 68, wherein the 2'-modified sugar moiety comprises a 2'-O-methoxyethyl group.

[0092] Embodiment 70. The method of embodiment 68, wherein the 2'-modified sugar moiety comprises a 2'-O-methyl group.

[0093] Embodiment 71. The method of embodiment 64, wherein the at least one modified nucleoside having a modified sugar comprises a sugar surrogate.

[0094] Embodiment 72. The method of embodiment 71, wherein the sugar surrogate is a morpholino.

[0095] Embodiment 73. The method of embodiment 71, wherein the sugar surrogate is a peptide nucleic acid.

[0096] Embodiment 74. The method of embodiments 63-73, wherein each nucleoside is modified.

[0097] Embodiment 75. The method of embodiments 48-74, wherein the single-stranded antisense oligonucleotide comprises at least one modified nucleobase.

[0098] Embodiment 76. The method of embodiment 75, wherein the modified nucleobase is a 5'-methylcytosine.

[0099] Embodiment 77. The method of embodiment 56-75, wherein the single-stranded antisense oligonucleotide comprises:

(a) a gap segment consisting of linked deoxynucleosides;

(b) a 5' wing segment consisting of linked nucleosides;

(c) a 3' wing segment consisting of linked nucleosides;

wherein the gap segment is positioned immediately adjacent to and between the 5' wing segment and the 3' wing segment and wherein each nucleoside of each wing segment comprises a modified sugar.

[0100] Embodiment 78. The method of embodiment 77, wherein the single-stranded antisense oligonucleotide comprises:

(d) a gap segment consisting of ten linked deoxynucleosides;

(e) a 5' wing segment consisting of five linked nucleosides;

(f) a 3' wing segment consisting of five linked nucleosides;

[0101] wherein the gap segment is positioned immediately adjacent and between the 5' wing segment and the 3' wing segment, wherein each nucleoside of each wing segment comprises a 2'-O-methoxyethyl sugar; and wherein each internucleoside linkage is a phosphorothioate linkage.

[0102] Embodiment 79. The method of embodiments 48-77, wherein the single-stranded antisense oligonucleotide consists of 15, 16, 17, 18, or 19 linked nucleosides.

[0103] Embodiment 80. The method of embodiments 48-78, wherein the single-stranded antisense oligonucleotide consists of 20 linked nucleosides.

[0104] Embodiment 81. The method of embodiments 48-77, wherein the single-stranded antisense oligonucleotide consists of 21, 22, 23, 24, or 25 linked nucleosides.

[0105] Embodiment 82. The method of embodiments 43-82 preceding embodiment, wherein the administering is parenteral administration.

[0106] Embodiment 83. The method of embodiment 82, wherein the parenteral administration is any of injection or infusion.

[0107] Embodiment 84. The method of embodiments 82-83, wherein the parenteral administration is any of intrathecal administration or intracerebroventricular administration.

[0108] Embodiment 85. The method of embodiments 43-84, wherein at least one symptom of a Tau associated disease is ameliorated.

[0109] Embodiment 86. The method of embodiments 43-85, wherein at least one symptom of a Tau associated disease is prevented.

[0110] Embodiment 87. The method of embodiments 43-86, wherein progression of at least one symptom of a Tau associated disease is slowed.

[0111] Embodiment 88. The method of embodiments 85-87, wherein the at least one

symptom is any of memory loss, anxiety, loss of motor function, incidence of seizures, severity of seizures, and excitotoxicity.

[0112] Embodiment 89. A method of decreasing seizures in a subject with a high 4R:3R tau isoform ratio, the method comprising administering an antisense oligonucleotide to the subject, wherein the method decreases the 4R:3R tau ratio in the central nervous system of the subject.

[0113] Embodiment 90. The method of embodiment 89, wherein the high 4R:3R tau isoform ratio in the subject is caused by a splicing defect.

[0114] Embodiment 91. The method of embodiment 89, further comprising decreasing the accumulation of aggregated tau in the brain and spinal cord of the subject.

[0115] Embodiment 92. The method of embodiment 89, wherein the antisense oligonucleotide is an o methyl oligonucleotide.

[0116] Embodiment 93. The method of embodiment 89, wherein the oligonucleotide is administered using a single bolus administration.

[0117] Embodiment 94. The method of embodiment 89, wherein the oligonucleotide is administered using a pump.

[0118] Embodiment 95. The method of embodiment 89, wherein the total amount of tau in the central nervous system is not changed.

[0119] Embodiment 96. A method of modifying a neurodegenerative syndrome in a subject with a high 4R:3R tau isoform ratio, the method comprising administering an antisense oligonucleotide to the central nervous system of the subject, wherein the antisense oligonucleotide decreases the high 4R:3R tau ratio in the central nervous system of the subject.

[0120] Embodiment 97. The method of embodiment 89, wherein the high 4R:3R tau isoform ratio in the subject is caused by a splicing defect.

[0121] Embodiment 98. The method of embodiment 89, wherein the neurodegenerative syndrome is a neurodegenerative syndrome associated with tau.

[0122] Embodiment 99. The method of embodiment 91, wherein the neurodegenerative syndrome neurodegenerative syndrome associated with tau is associated with tau multimerization.

[0123] Embodiment 100. The method of embodiment 89, wherein the neurodegenerative syndrome is Alzheimer's disease, progressive supranuclear palsy, dementia pugilistica, frontotemporal dementia, parkinsonism linked to chromosome, Lytico¬Bodig disease, tangle-predominant dementia, ganglioglioma, gangliocytoma, meningioangiomatosis, subacute

sclerosing panencephalitis, lead encephalopathy, tuberous sclerosis, Hallervorden¬Spatz disease, Pick's disease, corticobasal degeneration, argyrophilic grain disease, supranuclear palsy, corticobasal degeneration, frontotemporal dementia, or frontotemporal lobar degeneration.

[0124] Embodiment 101. The method of embodiment 89, wherein the neurodegenerative syndrome is Alzheimer's disease, progressive supranuclear palsy, corticobasal degeneration, or frontotemporal dementia.

[0125] Embodiment 102. The method of embodiment 89, wherein modifying a neurodegenerative disease improves the behavioral phenotype of the subject.

[0126] Embodiment 103. The method of embodiment 95, wherein the behavioral phenotype of the subject is seizures.

[0127] Embodiment 104. The method of embodiment 89, wherein modifying a neurodegenerative disease slows the progression of neurodegenerative disease development in the subject.

[0128] Embodiment 105. The method of embodiment 89, wherein modifying a neurodegenerative disease decreases the accumulation of aggregated tau in the brain and spinal cord of the subject.

[0129] Embodiment 106. The method of embodiment 89, wherein the antisense oligonucleotide is an o methyl oligonucleotide.

[0130] Embodiment 107. The method of embodiment 89, wherein the oligonucleotide is administered using a single bolus administration.

[0131] Embodiment 108. The method of embodiment 89, wherein the oligonucleotide is administered using a pump.

[0132] Embodiment 109. The method of embodiment 89, wherein the abnormal 4R:3R tau ratio in the central nervous system is decreased without decreasing the total amount of tau in the central nervous system.

[0133] Embodiment 110. The method of embodiment 89, wherein the antisense oligo alters the splicing of a nucleic acid encoding tau.

[0134] Embodiment 111. A method of reducing seizures or risk of seizures in a subject comprising administering tau-specific inhibitor to the subject, wherein seizures or risk of seizures in the subject is reduced.

[0135] Embodiment 112. The method of embodiment 111, wherein the tau-specific inhibitor is a transcriptional inhibitor.

[0136] Embodiment 113. The method of embodiment 112, wherein the transcriptional

inhibitor is an oligonucleotide.

[0137] Embodiment 114. The method of embodiment 113, wherein the oligonucleotide comprises a nucleobase sequence at least 80%, at least 85%, at least 90%, at least 95%, at least 96%, at least 97%, at least 98%, 99% or at least 100% complementary to an equal length portion of a nucleic acid encoding Tau such as any one of SEQ ID NOs: 1-10.

[0138] Embodiment 115. The method of embodiment 113 or 114, wherein the oligonucleotide is a modified oligonucleotide.

[0139] Embodiment 116. The method of embodiment 113 or 114, wherein the oligonucleotide is an antisense oligonucleotide.

[0140] Embodiment 117. The method of any of embodiment 113-115, wherein the oligonucleotide is a single-stranded oligonucleotide.

[0141] Embodiment 118. The method of any of embodiments 113-116, wherein the oligonucleotide consists of 12 to 30 linked nucleosides.

[0142] Embodiment 119. The method of any of embodiments 113-118, wherein oligonucleotide comprises at least one modified internucleoside linkage.

[0143] Embodiment 120. The method of any of embodiments 119, wherein the modified internucleoside linkage is a phosphorothioate internucleoside linkage.

[0144] Embodiment 121. The method of any of embodiments11 9, wherein each modified internucleoside linkage is a phosphorothioate internucleoside linkage.

[0145] Embodiment 122. The method of any of embodiments 113-121, wherein the oligonucleotide comprises at least one modified sugar moiety.

[0146] Embodiment 123. The method of embodiment 122, wherein the modified sugar moiety is a bicyclic sugar moiety.

[0147] Embodiment 124. The method of embodiment 122, wherein the modified sugar moiety is a 2' substituted sugar moiety.

[0148] Embodiment 125. The method of embodiment 124, wherein the 2' substituted sugar moiety is selected from among: 2'- O-methoxyethyl (2'-MOE), 2'-OMe, or 2'-Fl.

[0149] Embodiment 126. The method of any of embodiments 113-124, wherein the oligonucleotide comprises at least one modified nucleobase.

[0150] Embodiment 127. The method of embodiment 126, wherein the modified nucleobase is a 5-methylcytosine.

[0151] Embodiment 128. The method of any of embodiment 113-126, wherein the oligonucleotide is a chimeric oligonucleotide.

[0152] Embodiment 129. The method of any of embodiments 113-127, wherein the oligonucleotide comprises: (i) a gap segment consisting of linked deoxynucleosides; (ii) a 5' wing segment consisting of linked nucleosides; (iii) a 3' wing segment consisting of linked nucleosides, wherein the gap segment is positioned immediately adjacent to and between the 5' wing segment and the 3' wing segment and wherein each nucleoside of each wing segment comprises a modified sugar.

[0153] Embodiment 130. The method of embodiment 128, wherein the oligonucleotide comprises: (i) a gap segment consisting of ten linked deoxynucleosides; (ii) a 5' wing segment consisting of five linked nucleosides; (iii) a 3' wing segment consisting of five linked nucleosides, wherein the gap segment is positioned immediately adjacent to and between the 5' wing segment and the 3' wing segment, wherein each nucleoside of each wing segment comprises a 2'-O-methoxyethyl sugar; and wherein each internucleoside linkage is a phosphorothioate linkage.

[0154] Embodiment 131. The method of embodiment 111-130, wherein the inhibitor is administered to the CNS of the subject.

[0155] Embodiment 132. The method of embodiment 131, wherein the inhibitor is administered by intrathecal or intracerebral vascular administration.

[0156] Embodiment 133. The method of embodiment 131 or 132, wherein the administration is by bolus or infusion.

[0157] Embodiment 134. The method of any of embodiments 131-133, wherein the administration is by a pump.

[0158] Embodiment 135. A method of reducing seizures or the risk of seizures in a subject comprising administering a tau splice modulating agent to the subject, wherein the seizures or risk of seizures in the subject is reduced.

[0159] Embodiment 136. A method of reducing seizures or the risk of seizures in a subject comprising administering an oligonucleotide consists of 12 to 30 linked nucleosides, wherein the oligonucleotide comprises a nucleobase sequence at least 80%, at least 85%, at least 90%, at least 95%, at least 96%, at least 97%, at least 98%, 99% or at least 100% complementary to an equal length portion of a nucleic acid encoding Tau such as any one of SEQ ID NOs:1-10 and, wherein the seizures or risk of seizures in the subject is reduced.

[0160] Embodiment 137. The method of embodiment 135, wherein the tau splice modulating agent is an oligonucleotide.

[0161] Embodiment 138. The method of embodiment 136-137, wherein the

oligonucleotide comprises at least one modified nucleoside.

[0162] Embodiment 139. The method of embodiment 138, wherein at least one modified nucleoside comprises a modified sugar moiety.

[0163] Embodiment 140. The method of embodiment 139, wherein at least one modified sugar moiety is a 2'-substituted sugar moiety.

[0164] Embodiment 141. The method of embodiment 140, wherein the 2'-substituten of at least one 2'-substituted sugar moiety is selected from among: 2'-OMe, 2'-F, and 2'-MOE.

[0165] Embodiment 142. The method of embodiment 140, wherein the 2'-substiuent of at least one 2'-substituted sugar moiety is a 2'-MOE.

[0166] Embodiment 143. The method of embodiments 139, wherein at least one modified sugar moiety is a bicyclic sugar moiety.

[0167] Embodiment 144. The method of embodiment 143, wherein at least one bicyclic sugar moiety is LNA or cEt.

[0168] Embodiment 145. The method of embodiment 139, wherein at least one modified sugar moiety is a sugar surrogate.

[0169] Embodiment 146. The method of embodiment 145, wherein at least one sugar surrogate is a morpholino.

[0170] Embodiment 147. The method of embodiment 145, wherein at least one sugar surrogate is a modified morpholino.

[0171] Embodiment 148. The method of embodiments 136-147, wherein the oligonucleotide comprises at least 5 modified nucleosides, each independently comprising a modified sugar moiety.

[0172] Embodiment 149. The method of embodiments 136-148, wherein the oligonucleotide comprises at least 10 modified nucleosides, each independently comprising a modified sugar moiety.

[0173] Embodiment 150. The method of embodiments 136-499, wherein the oligonucleotide comprises at least 15 modified nucleosides, each independently comprising a modified sugar moiety.

[0174] Embodiment 151. The method of embodiments 136-150, wherein each nucleoside of the oligonucleotide is a modified nucleoside, each independently comprising a modified sugar moiety

[0175] Embodiment 152. The method of embodiments 136-141, wherein the oligonucleotide comprises at least two modified nucleosides comprising modified sugar moieties

that are the same as one another.

[0176] Embodiment 153. The method of embodiments 136-147, wherein the oligonucleotide comprises at least two modified nucleosides comprising modified sugar moieties that are different from one another.

[0177] Embodiment 154. The method of embodiments 136-147, wherein the oligonucleotide comprises a modified region of at least 5 contiguous modified nucleosides.

[0178] Embodiment 155. The method of embodiments 136-147, wherein the oligonucleotide comprises a modified region of at least 10 contiguous modified nucleosides.

[0179] Embodiment 156. The method of embodiments 136-147, wherein the oligonucleotide comprises a modified region of at least 15 contiguous modified nucleosides.

[0180] Embodiment 157. The method of embodiments 136-147, wherein the oligonucleotide comprises a modified region of at least 20 contiguous modified nucleosides.

[0181] Embodiment 158. The method of embodiments 154-157, wherein each modified nucleoside of the modified region has a modified sugar moiety independently selected from among: 2'-F, 2'-OMe, 2'-MOE, cEt, LNA, morpholino, and modified morpholino.

[0182] Embodiment 159. The method of embodiments 154-158, wherein the modified nucleosides of the modified region each comprise the same modification as one another.

[0183] Embodiment 160. The method of embodiment 159, wherein the modified nucleosides of the modified region each comprise the same 2'-substituted sugar moiety.

[0184] Embodiment 161. The method of embodiment 160, wherein the 2'-substituted sugar moiety of the modified nucleosides of the region of modified nucleosides is selected from 2'-F, 2'-OMe, and 2'-MOE.

[0185] Embodiment 162. The method of embodiment 160, wherein the 2'-substituted sugar moiety of the modified nucleosides of the region of modified nucleosides is 2'-MOE.

[0186] Embodiment 163. The method of embodiment 159, wherein the modified nucleosides of the region of modified nucleosides each comprise the same bicyclic sugar moiety.

[0187] Embodiment 164. The method of embodiment 163, wherein the bicyclic sugar moiety of the modified nucleosides of the region of modified nucleosides is selected from LNA and cEt.

[0188] Embodiment 165. The method of embodiment 159, wherein the modified nucleosides of the region of modified nucleosides each comprises a sugar surrogate.

[0189] Embodiment 166. The method of embodiment 165, wherein the sugar surrogate of the modified nucleosides of the region of modified nucleosides is a morpholino.

[0190] Embodiment 167. The method of embodiment 165, wherein the sugar surrogate of the modified nucleosides of the region of modified nucleosides is a modified morpholino.

[0191] Embodiment 168. The method of embodiments 136-167, wherein the oligonucleotide comprises no more than 4 contiguous naturally occurring nucleosides.

[0192] Embodiment 169. The method of embodiments 136-167, wherein each nucleoside of the oligonucleotide is a modified nucleoside.

[0193] Embodiment 170. The method of embodiment 169, wherein each modified nucleoside comprises a modified sugar moiety.

[0194] Embodiment 171. The method of embodiment 170, wherein the modified nucleosides of the modified oligonucleotide comprise the same modification as one another.

[0195] Embodiment 172. The method of embodiment 171, wherein the modified nucleosides of the modified oligonucleotide each comprise the same 2'-substituted sugar moiety.

[0196] Embodiment 173. The method of embodiment 172, wherein the 2'-substituted sugar moiety of the modified oligonucleotide is selected from 2'-F, 2'-OMe, and 2'-MOE.

[0197] Embodiment 174. The method of embodiment 172, wherein the 2'-substituted sugar moiety of the modified oligonucleotide is 2'-MOE.

[0198] Embodiment 175. The method of embodiment 171, wherein the modified nucleosides of the oligonucleotide each comprise the same bicyclic sugar moiety.

[0199] Embodiment 176. The method of embodiment 175, wherein the bicyclic sugar moiety is selected from LNA and cEt.

[0200] Embodiment 177. The method of embodiment 169, wherein the modified nucleosides of the oligonucleotide each comprises a sugar surrogate.

[0201] Embodiment 178. The method of embodiment 177, wherein the sugar surrogate is a morpholino.

[0202] Embodiment 179. The method of embodiment 178, wherein the sugar surrogate is a modified morpholino.

[0203] Embodiment 180. The method of embodiments 136-179, wherein the oligonucleotide comprises at least one modified internucleoside linkage.

[0204] Embodiment 181. The method of embodiments 136-180, wherein each internucleoside linkage is a modified internucleoside linkage.

[0205] Embodiment 182. The method of embodiments 178-181, the modified internucleoside linkage is a phosphorothioate internucleoside linkage.

[0206] Embodiment 183. The method of embodiments 136-149, wherein each internucleoside linkage is a modified internucleoside linkage and wherein each internucleoside linkage comprises the same modification.

[0207] Embodiment 184. The method of embodiment 183, wherein each internucleoside linkage is a phosphorothioate internucleoside linkage.

[0208] Embodiment 185. The method of embodiment 135-184, wherein the subject has a high 4R-3R tau isoform ratio.

[0209] Embodiment 186. The method of embodiments 135-185, wherein 4R:3R tau ratio is reduced in the central nervous system of the subject.

[0210] Embodiment 187. The method of embodiments 185, wherein the high 4R:3R tau isoform ratio in the subject is caused by a splicing defect.

[0211] Embodiment 188. The method of embodiments 135-187, wherein the total amount of tau in the central nervous system is not changed.

[0212] Embodiment 189. The method of embodiments 111-188, wherein the agent, inhibitor or oligonucleotide is administered to the CNS of the subject.

[0213] Embodiment 190. The method of embodiment 189, wherein the inhibitor is administered by intrathecal or intracerebral vascular administration.

[0214] Embodiment 191. The method of embodiments 189-190, wherein the administration is by bolus or infusion.

[0215] Embodiment 192. The method of embodiments 189-191, wherein the oligonucleotide is administered using a pump.

[0216] Embodiment 193. The method of embodiments 111-192, wherein the subject has a tau-associated disease.

[0217] Embodiment 194. The method of embodiment 193, wherein the tau-associated disease is selected from among: Alzheimer's disease, progressive supranuclear palsy, dementia pugilistica, frontotemporal dementia, parkinsonism linked to chromosome, LyticoBodig disease, tangle-predominant dementia, ganglioglioma, gangliocytoma, meningioangiomatosis, subacute sclerosing panencephalitis, lead encephalopathy, tuberous sclerosis, HaliervordenSpatz disease, Pick's disease, corticobasal degeneration, argyrophilic grain disease, supranuclear palsy, corticobasal degeneration, frontotemporal dementia, or frontotemporal lobar degeneration.

[0218] Embodiment 195. The method of embodiments 111-194 wherein the subject has a seizure disorder.

[0219] Embodiment 196. The method of embodiment 195, wherein the seizure

disorder is selected from among:epilepsy, meningitis, brain strokes, injury-associated seizures, brain injury, juvenile myoclonic epilepsy, infantile spasms, reflex epilepsy, and febrile seizures.

[0220] Embodiment 197. The method of embodiments 111-196 wherein the subject has a neurological disorder.

[0221] Embodiment 198. The method of any of the preceding embodiments, wherein the antisense oligonucleotide has the nucleobase sequence of SEQ ID NO: 12.

[0222] Embodiment 199. The method of any of the preceding embodiments, wherein the antisense oligonucleotide has the nucleobase sequence of SEQ ID NO: 13.

[0223] Embodiment 200. The method of any of the preceding embodiments, wherein the antisense oligonucleotide has the nucleobase sequence of SEQ ID NO: 14.

[0224] Embodiment 201. The method of any of the preceding embodiments, wherein the antisense oligonucleotide has the nucleobase sequence of SEQ ID NO: 15.

[0225] Embodiment 202. The method of any of the preceding embodiments, wherein the antisense oligonucleotide has the nucleobase sequence of SEQ ID NO: 16.

[0226] Embodiment 203. The method of any of the preceding embodiments, wherein the antisense oligonucleotide has the nucleobase sequence of SEQ ID NO: 17.

[0227] Embodiment 204. The method of any of the preceding embodiments, wherein the antisense oligonucleotide has the nucleobase sequence of SEQ ID NO: 18.

[0228] Embodiment 205. An antisense oligonucleotide comprising 20 linked modified nucleosides and having the sequence of SEQ ID NO: 12, wherein each internucleoside linkage is a phosphorothioate linkage and each modified nucleoside comprises a 2'-O-methoxyethyl group.

[0229] Embodiment 206. An antisense oligonucleotide comprising 20 linked modified nucleosides and having the sequence of SEQ ID NO: 13, wherein each internucleoside linkage is a phosphorothioate linkage and each modified nucleoside comprises a 2'-O-methoxyethyl group.

[0230] Embodiment 207. An antisense oligonucleotide comprising 20 linked modified nucleosides and having the sequence of SEQ ID NO: 14, wherein each internucleoside linkage is a phosphorothioate linkage and each modified nucleoside comprises a 2'-O-methoxyethyl group.

[0231] Embodiment 208. An antisense oligonucleotide comprising 18 linked modified nucleosides and having the sequence of SEQ ID NO: 15, wherein each internucleoside linkage is a phosphorothioate linkage and each modified nucleoside comprises a 2'-O-methoxyethyl group.

[0232] Embodiment 209. An antisense oligonucleotide comprising 18 linked modified nucleosides and having the sequence of SEQ ID NO: 16, wherein each internucleoside linkage is a phosphorothioate linkage and each modified nucleoside comprises a 2'-O-methoxyethyl group.

[0233] Embodiment 210. An antisense oligonucleotide comprising 18 linked modified nucleosides and having the sequence of SEQ ID NO: 17, wherein each internucleoside linkage is a phosphorothioate linkage and each modified nucleoside comprises a 2'-O-methoxyethyl group.

[0234] Embodiment 211. An antisense oligonucleotide comprising 18 linked modified nucleosides and having the sequence of SEQ ID NO: 18, wherein each internucleoside linkage is a phosphorothioate linkage and each modified nucleoside comprises a 2'-O-methoxyethyl group.

BRIEF DESCRIPTION OF THE FIGURES

[0235] Figure 1 depicts a graphical representation of Tau isoforms. The isoforms can differ from each other in the number of tubulin-binding domains (three or four repeats located in the C-terminal half of the protein) and are referred to as 3R or 4R Tau isoforms, respectively. They can also differ in the presence or absence of either one or two 29-amino-acid-long, highly acidic inserts at the N-terminal portion of the protein (the projection domain). Between the projection domain and the microtubule-binding domain lies a basic proline-rich region.

[0236] Figure 2 depicts a diagram describing delivery of antisense oligonucleotides. Under anesthesia (inhaled isoflourane/oxygen mixture), a small hole is drilled in skull through which a catheter is placed in the lateral ventricle. The catheter is connected via plastic tubing to an osmotic pump (Alzet pump) which is embedded in a subcutaneous pocket on the back of the animal. Oligos are delivered continuously via this method. Changing the pump can be done easily by removing the osmotic pump without disturbing the indwelling catheter.

[0237] Figure 3 depicts two plots showing mouse tau mRNA levels are decreased by mouse tau antisense oligos in vitro. (A) 80 antisense oligonucleotides, 120 nM, against mouse tau were transfected by cytofectin into cultured B16-F10 (murine melanoma cells). Each bar represents tau mRNA levels 48 hours after transfection with a different antisense oligonucleotide measured in triplicate cultures compared with untransfected cells (UTC, 100%). (B) Mouse tau mRNA 48 hours after transfection. Antisense oligos against mouse tau that demonstrated decreased levels of mouse tau in the initial screen (part A) were tested in cultured B16-F10 (murine melanoma cells line) cells transfected by cytofectin with increasing antisense oligos to mouse tau (1-10) or two scrambled oligonucleotide controls, (11, 12). Nine of 10 oligos showed an appropriate dose response in this subsequent screen. Untransfected cells = 100%. These oligos are excellent candidates for in vivo testing of mouse tau knockdown.

[0238] Figure 4 depicts two plots and a Western blot showing antisense oligos decrease mouse tau levels in the brain. (A) Saline, control scrambled oligo , or 50 µg of antisense

oligos directed against mouse tau were injected into the hippocampus by stereotactic injection. Mice were euthanized after one week and brain parenchyma was examined for mouse tau mRNA levels by QPCR. GAPDH mRNA was used to normalize samples. All three oligos used in this paradigm decreased mouse tau by >75%. Individual antisense oligos were labeled 1-5. Oligos 1 and 3 were not tested in this paradigm. (N=5 Avg+/- SD). (B, C) Since oligo Tau5 worked well in the intraparenchymal (hippocampal) injection in (A), Tau5 was further tested by infusing this oligo into the right lateral ventricle for 1 month, at 100 µg/day via an osmotic pump connected to a catheter in the right lateral ventricle. Mice were euthanized after 1 month and right temporal parietal cortex was examined for mouse tau mRNA levels (N=4, Avg +/- SD), (B) and mouse tau protein levels (C). Protein data from three saline animals and 4 Tau5 treated animals are shown. Tau protein levels are clearly reduced. GAPDH was used a loading control and shows no change.

[0239] Figure 5 depicts a plot representing the relative brain tau levels after infusion of 25, 50 and 100µg of the knockdown oligo.

[0240] Figure 6 depicts a plot representing the relative brain tau levels 0, 4 and 12 weeks after infusion of the knockdown oligo.

[0241] Figure 7 depicts (A) the experimental setup and tissue collection, (B) a plot representing the total endogenous mouse tau mRNA levels 24, 48 and 72 hours after administration of the oligo, and (C) a Western blot of total endogenous mouse tau protein levels and GAPDH levels up to one month after administration of the oligo.

[0242] Figure 8 depicts a plot representing the relative brain 4R tau levels after a one month intraventricular infusion of the splicing oligo.

[0243] Figure 9 depicts two plots showing tau splicing oligos decrease 4R tau. Oligos designed to specifically decrease 4R tau levels (50µg) or saline were injected into the hippocampus by stereotactic injection into htau mice that express full length human tau. Mice were euthanized after one week and brain parenchyma was examined for human 4R tau mRNA (A) and for human tau 3R tau mRNA (B) by QPCR. GAPDH mRNA was used to normalize samples. (N=4 for saline, and 2 for each oligo, Avg+/-range).

[0244] Figure 10 depicts RT-PCR and Western blot results of a one month intraventricular infusion with a splicing oligo. 100ng of starting RNA was used for the RT-PCR. A=Adult mouse with no pump. 20µg protein was loaded for the Western blots. F= E18 fetal rat whole brain homogenate. 4R Tau antibody (RD4) was used at a 1:500 dilution. 3R Tau antibody (RD3) was used at a 1:500 dilution. GAPDH antibody was used at a 1:10,000 dilution.

[0245] Figure 11 depicts two plots of (A) seizure severity in mTau+/+, mTau+/-, and

mTau-/- mice, and (B) percentage of mice with various stages of seizures in mTau+/+, mTau+/-, and mTau-/- mice.

[0246] Figure 12 depicts two plots of (A) seizure severity in mice treated with a knockdown oligo or a splicing oligo, and (B) percentage of mice treated with a knockdown oligo or a splicing oligo with various stages of seizures.

[0247] Figure 13 depicts a plot showing the average weight gain by a N279K mouse treated with vehicle, a scrambled oligonucleotide, a human tau knockdown oligonucleotide, a human tau splicing oligonucleotide and nonTg saline.

[0248] Figure 14 depicts a graph showing the relative mouse tau levels in different brain regions with vehicle or a knockdown oligo.

[0249] Figure 15 depicts a graph showing the relative human tau levels in P301S mice treated with four different antisense oligos.

[0250] Figure 16 depicts a graph showing the relative mouse tau levels in P301S mice treated with four different antisense oligos.

[0251] Figure 17 depicts a graph showing the relative GFAP expression in P301S mice treated with four different antisense oligos.

[0252] Figure 18 depicts a picture (A) and a graph (B) showing tau splicing in N279K mice over time.

[0253] Figure 19 depicts hTau splicing oligo screening in N279K mice.

[0254] Figure 20 depicts a picture (A) and a graph (B) showing ASO screen for Tau splicing in N279K mice. ICV infusion 60 micrograms/day for 28 days. Mice were sacrificed on the 29th day, and the cortex tissue around the cannula was collected.

[0255] Figure 21 depicts graphs showing N279K baseline behavioral deficits.

[0256] Figure 22 depicts graphs showing Morris water navigation at different timepoints.

[0257] Figure 23 depicts a graph showing N279K average weight gain after 1 month with various antisense treatments.

[0258] Figure 24 depicts a graph showing N279K average weight gain after 1 and 2 months with various antisense treatments.

[0259] Figure 25 provides a graphical representation of the percentage of cells stained with the antibody AT8 as a measure of hyperphosphorylated Tau in the P301S transgenic mouse model.

[0260] Figure 26 provides a graphical representation of the percentage of cells stained

with the antibody AT8 as a measure of hyperphosphorylated Tau in the N279K transgenic mouse model.

[0261] Figure 27 provides a diagram of each CNS section used for mRNA and protein analysis in Example 6 (Example set 3).

[0262] Figure 28 provides a bar graph showing seizure severity.

[0263] Figure 29 provides a bar graph showing Tau mRNA (A) and Tau protein (B) levels.

[0264] Figure 30 provides a scatter plot showing seizure severity plotted against Tau levels. (A) shows Tau protein levels in PBS, ISIS 141923-treated, and Tau5-treated groups. (B) shows the correlation of Tau protein levels with seizure score in a linear regression plot.

DETAILED DESCRIPTION

[0265] It is to be understood that both the foregoing general description and the following detailed description are exemplary and explanatory only and are not restrictive of the invention, as claimed. Herein, the use of the singular includes the plural unless specifically stated otherwise. As used herein, the use of "or" means "and/or" unless stated otherwise. Additionally, as used herein, the use of "and" means "and/or" unless stated otherwise. Furthermore, the use of the term "including" as well as other forms, such as "includes" and "included", is not limiting. Also, terms such as "element" or "component" encompass both elements and components comprising one unit and elements and components that comprise more than one subunit, unless specifically stated otherwise.

[0266] The section headings used herein are for organizational purposes only and are not to be construed as limiting the subject matter described. Where permitted, all documents, or portions of documents, cited in this disclosure, including, but not limited to, patents, patent applications, published patent applications, articles, books, treatises, and GENBANK Accession Numbers and associated sequence information obtainable through databases such as National Center for Biotechnology Information (NCBI) and other data referred to throughout in the disclosure herein are hereby expressly incorporated by reference for the portions of the document discussed herein, as well as in their entirety.

Treatment of neurodegenerative syndrome and seizures

[0267] A method of modifying neurodegenerative disease has been developed. Using the methods of the invention, it is now possible to alter the ratio of tau isoforms associated with

multiple diseases of the brain. Advantageously, the invention provides a method of bypassing the blood brain barrier to specifically target the generation of certain tau isoforms in the central nervous system, may be administered for an extended period of time using proven technology, and has been demonstrated to provide widespread distribution of therapy throughout the brain and spinal cord where it is most efficient.

I. Method

[0268] The present invention provides a method of modifying a neurodegenerative syndrome in a subject by administering an antisense oligonucleotide to the central nervous system. Generally speaking, the antisense oligonucleotide alters splicing of the nucleic acid encoding tau and decreases the abnormal 4R:3R tau ratio in the central nervous system of the subject.

(a) subject

[0269] According to the invention, the subject may be any subject that expresses 3R and 4R isoforms of tau. In some embodiments, a subject is a rodent, a human, a livestock animal, a companion animal, or a zoological animal. In one embodiment, the subject may be a rodent, e.g. a mouse, a rat, a guinea pig, etc. In another embodiment, the subject may be a livestock animal. Non-limiting examples of suitable livestock animals may include pigs, cows, horses, goats, sheep, llamas and alpacas. In still another embodiment, the subject may be a companion animal. Non-limiting examples of companion animals may include pets such as dogs, cats, rabbits, and birds. In yet another embodiment, the subject may be a zoological animal. As used herein, a “zoological animal” refers to an animal that may be found in a zoo. Such animals may include non-human primates, large cats, wolves, and bears. In an exemplary embodiment, the subject may be a human.

[0270] The subject may be suffering from a neurodegenerative syndrome or may be at risk of developing a neurodegenerative syndrome. In some embodiments, the subject may be suffering from a neurodegenerative syndrome. In other embodiments, the subject may be at risk of developing a neurodegenerative syndrome. Neurodegenerative syndromes are as described further below.

(b) neurodegenerative syndrome

[0271] The method of the invention comprises modifying a neurodegenerative

syndrome. In some embodiments, a neurodegenerative syndrome may be any neurodegenerative syndrome associated with tau. Non limiting examples of a neurodegenerative disorder associated with tau may include Alzheimer's disease, progressive supranuclear palsy, dementia pugilistica, frontotemporal dementia, parkinsonism linked to chromosome, Lytico-Bodig disease, tangle-predominant dementia, ganglioglioma, gangliocytoma, meningioangiomatosis, subacute sclerosing panencephalitis, lead encephalopathy, tuberous sclerosis, Hallervorden-Spatz disease, Pick's disease, corticobasal ganglionic degeneration, argyrophilic grain disease, supranuclear palsy, corticobasal degeneration, frontotemporal dementia, or frontotemporal lobar degeneration. In some embodiments, the method of the invention comprises modifying frontotemporal dementia (FTD). In other embodiments, the method of the invention comprises modifying Alzheimer's disease (AD). In yet other embodiments, the method of the invention comprises modifying progressive supranuclear palsy. In other embodiments, the method of the invention comprises modifying corticobasalganglionic degeneration.

[0272] As used herein, the term "modifying a neurodegenerative syndrome" may refer to curing the neurodegenerative syndrome, slowing the course of development of the syndrome, reversing the course of the syndrome, or improving the behavioral phenotype of a subject having a neurodegenerative syndrome. In some embodiments, the method of the invention modifies a neurodegenerative syndrome by curing the neurodegenerative syndrome. In other embodiments, the method of the invention modifies a neurodegenerative syndrome by slowing the progression of the syndrome.

[0273] In yet other embodiments, the method of the invention modifies a neurodegenerative syndrome by improving the behavioral phenotype of a subject having a neurodegenerative syndrome. For instance, the symptoms for subjects suffering from Alzheimer's disease may be the mild early symptoms associated with the neurodegenerative syndrome such as mild forgetfulness of recent events, activities, the names of familiar people or things, and the inability to solve simple math problems. The symptoms may also be the moderate symptoms associated with the neurodegenerative syndrome such as forgetting how to do simple tasks such as grooming, speaking, understanding, reading, or writing. Alternatively, the symptoms may be the severe symptoms associated with the neurodegenerative syndrome such as becoming anxious or aggressive, and wandering away from home. Subjects with AD may also have an increased risk of seizures. The symptoms for subjects suffering from progressive supranuclear palsy may include loss of balance, lunging forward when mobilizing, fast walking, bumping into objects or people, falls, changes in personality, general slowing of movement, visual symptoms, dementia (typically

including loss of inhibition and ability to organize information), slurring of speech, difficulty swallowing, and difficulty moving the eyes, particularly in the vertical direction, poor eyelid function, contracture of the facial muscles, a backward tilt of the head with stiffening of the neck muscles, sleep disruption, urinary incontinence and constipation. The symptoms for subjects suffering from FTD may include personality changes, cognitive impairment, and motor symptoms. The symptoms for subjects suffering from corticobasalganglionic degeneration are similar to symptoms in patients suffering from FTD and Parkinson's disease and may include shaking, rigidity, slowness of movement and difficulty with walking and gait, cognitive and behavioural problems, dementia, sensory, sleep and emotional problems. In preferred embodiments, the method of the invention modifies a neurodegenerative syndrome by decreasing the risk of seizures.

(c) differential splicing in tau

[0274] The invention describes a method of modifying a neurodegenerative syndrome by altering the splicing of a nucleic acid encoding tau. Tau is a protein found in multiple tissues, but is particularly abundant in axons of neurons. The primary function of tau is to bind to and stabilize microtubules, which are important structural components of the cytoskeleton involved in mitosis, cytokinesis and vesicular transport. In humans, there are six isoforms of tau that are generated by alternative splicing of exons 2, 3, and 10. Splicing of exons 2 and 3 at the N-terminus of the protein leads to inclusion of zero, one or two 29 amino acid, acidic domains and is termed 0N, 1N, or 2N tau respectively. Inclusion of exon 10 at the C-terminus leads to inclusion of the microtubule binding domain encoded by exon 10. Since there are 3 mictrotubule binding domains elsewhere in tau, this tau isoform (with exon 10 included) is termed 4R tau, where R refers to the number of repeats of microtubule binding domains. (Figure 1). Tau without exon 10 is termed 3R tau. In healthy subjects, the ratio of 3R:4R tau is developmentally regulated, with fetal tissues expressing almost exclusively 3R tau and adult human tissues expressing approximately equal levels of 3R/4R tau. Deviations from the normal ratio of 3R/4R tau are characteristic of neurodegenerative syndromes such as FTD tauopathies. In essence, the method decreases the 4R:3R tau ratio in the central nervous system of the subject.

[0275] The 4R:3R tau ratio in the central nervous system of the subject may be normal, low or high. As used herein, a "normal 4R:3R tau ratio" in the central nervous system signifies a 4R:3R tau ratio in the central nervous system that is substantially the same as the 4R:3R tau ratio in the central nervous system of a subject from the same species and of

approximately the same age not suffering from a neurodegenerative disease. In some embodiments, the method decreases the normal 4R:3R tau ratio in the central nervous system of a subject. In other embodiments, the method decreases an low 4R:3R tau ratio in the central nervous system of a subject.

[0276] In preferred embodiments, the method decreases a high 4R:3R tau ratio in the central nervous system of a subject. In exemplary embodiments, the method decreases a high 4R:3R tau ratio caused by a defect in splicing of the nucleic acid encoding tau in the subject. Defects in splicing of the nucleic acid encoding tau in the subject may be caused, for instance, by genetic mutations altering the splicing of the nucleic acid encoding tau and leading to a high 4R:3R tau ratio. A mutation may be either a substitution mutation or a deletion mutation which creates a new, aberrant, splice element. Non-limiting examples of genetic mutations that may alter the splicing of the nucleic acid encoding tau and lead to a high 4R:3R tau ratio may include N279K, P301S, 280, L284L, N296H, N296N, 296N, P301S, G303V, E10+11, E10+12, E10+13, E+10+14 and E10+16, and E10+19.

(d) antisense oligonucleotide

[0277] A method of the invention decreases the 4R:3R tau ratio in the central nervous system of a subject by altering the splicing of a nucleic acid encoding tau using an antisense oligonucleotide. An antisense oligonucleotide is a single stranded ribonucleic acid or deoxyribonucleic acid complementary to a chosen sequence. Antisense oligonucleotides may target a specific, complementary, coding or non-coding, nucleic acid. Depending on the antisense oligonucleotide used, the binding of the oligonucleotide to its target nucleic acid sequence may or may not activate RNAse H. In some embodiments, the antisense oligonucleotide activates RNAse H, which degrades the target nucleic acid. In preferred embodiments, the antisense oligonucleotide does not activate RNAse H. In an exemplary embodiment, the antisense oligonucleotide of the invention is complementary to the nucleic acid sequence encoding tau, does not activate RNAse H, and disrupts the splicing of the nucleic acid encoding tau to reduce the 4R:3R tau ratio.

[0278] Methods of making antisense oligonucleotides which do not activate RNase H are known in the art. See, e.g., U.S. Pat. No. 5,149,797 incorporated herein by reference. Such antisense oligonucleotides may contain one or more structural modification which sterically hinders or prevents binding of RNase H to a duplex molecule comprising the oligonucleotide, but does not substantially hinder or disrupt duplex formation. Antisense oligonucleotides that do not

activate RNAse H may include oligonucleotides wherein at least one, two or more of the internucleotide bridging phosphate residues are modified phosphates, such as methyl phosphonates, methyl phosphonothioates, phosphoromorpholidates, phosphoropiperazidates and phosphoramidates. For instance, every other one of the internucleotide bridging phosphate residues may be a modified phosphate, contain a 2' loweralkyl moiety (e.g., C1-C4, linear or branched, saturated or unsaturated alkyl, such as methyl, ethyl, ethenyl, propyl, 1-propenyl, 2-propenyl, and isopropyl) or a combination thereof. In preferred embodiments, the antisense oligonucleotide of the invention that does not activate RNAse H, and disrupts the splicing of the nucleic acid encoding tau to reduce the 4R:3R tau ratio is a 2'-O-(2-methoxyethyl) (MOE)-modified antisense oligonucleotide.

[0279] Other methods of modifying an oligonucleotide to hinder binding of RNAse H may be found in P. Furdon et al., Nucleic Acids Res. 17, 9193-9204 (1989); S. Agrawal et al., Proc. Natl. Acad. Sci. USA 87, 1401-1405 (1990); C. Baker et al., Nucleic Acids Res. 18, 3537-3543 (1990); B. Sproat et al., Nucleic Acids Res. 17, 3373-3386 (1989); R. Walder and J. Walder, Proc. Natl. Acad. Sci. USA 85, 5011-5015 (1988) the disclosures of all of which are incorporated herein, in their entirety, by reference.

[0280] The antisense oligonucleotide of the invention may be a deoxyribonucleotide oligonucleotide or a ribonucleotide oligonucleotide. The antisense oligonucleotide may be any length provided it binds selectively to the intended location. In general, the antisense oligonucleotide may be from 8, 10 or 12 nucleotides in length up to 20, 30, or 50 nucleotides in length.

[0281] The antisense oligonucleotide of the invention may disrupt the splicing of the nucleic acid encoding tau to reduce the 4R:3R tau ratio. The splicing process is a series of reactions, mediated by splicing factors, which is carried out on RNA after transcription but before translation, in which the intron(s) are removed, and the exons joined together sequentially so that the protein may be translated. Each intron is defined by a 5' splice site, a 3' splice site, and a branch point situated there between. An antisense oligonucleotide may block these splice elements when the oligonucleotide either fully or partially overlaps the element, or binds to the pre-mRNA at a position sufficiently close to the element to disrupt the binding and function of the splicing factors which would ordinarily mediate the particular splicing reaction which occurs at that element. The antisense oligonucleotide may block a variety of different splice elements to carry out the instant invention. For instance, the antisense oligonucleotide may block a mutated element, a cryptic element, or a native element; it may block a 5' splice site, a 3' splice site, or a

branch point.

[0282] The term "antisense oligonucleotide" includes the physiologically and pharmaceutically acceptable salts thereof: i.e., salts that retain the desired biological activity of the parent compound and do not impart undesired toxicological effects thereto. Examples of such salts are (a) salts formed with cations such as sodium, potassium, NH4+, magnesium, calcium, polyamines such as spermine and spermidine, etc.; (b) acid addition salts formed with inorganic acids, for example hydrochloric acid, hydrobromic acid, sulfuric acid, phosphoric acid, nitric acid and the like; (c) salts formed with organic acids such as, for example, acetic acid, oxalic acid, tartaric acid, succinic acid, maleic acid, fumaric acid, gluconic acid, citric acid, malic acid, ascorbic acid, benzoic acid, tannic acid, palmitic acid, alginic acid, polyglutamic acid, naphthalenesulfonic acid, methanesulfonic acid, p-toluenesulfonic acid, naphthalenedisulfonic acid, polygalacturonic acid, and the like; and (d) salts formed from elemental anions such as chlorine, bromine, and iodine.

(e) administration

[0283] Antisense oligonucleotides of the invention may be administered to a subject by several different means. For instance, oligonucleotides may generally be administered parenteraly, intraperitoneally, intravascularly, or intrapulmonarily in dosage unit formulations containing conventional nontoxic pharmaceutically acceptable carriers, adjuvants, and vehicles as desired. In a preferred embodiment, the oligonucleotide may be administered parenterally. The term parenteral as used herein includes subcutaneous, intravenous, intramuscular, intrathecal, or intrasternal injection, or infusion techniques. Formulation of pharmaceutical compositions is discussed in, for example, Hoover, John E., Remington's Pharmaceutical Sciences, Mack Publishing Co., Easton, Pa. (1975), and Liberman, H. A. and Lachman, L., Eds., Pharmaceutical Dosage Forms, Marcel Decker, New York, N.Y. (1980).

[0284] Injectable preparations, for example, sterile injectable aqueous or oleaginous suspensions, may be formulated according to the known art using suitable dispersing or wetting agents and suspending agents. The sterile injectable preparation may also be a sterile injectable solution or suspension in a nontoxic parenterally acceptable diluent or solvent. Among the acceptable vehicles and solvents that may be employed are water, Ringer's solution, and isotonic sodium chloride solution. In addition, sterile, fixed oils are conventionally employed as a solvent or suspending medium. For this purpose, any bland fixed oil may be employed, including synthetic mono- or diglycerides. In addition, fatty acids such as oleic acid are useful in the preparation of

injectables. Dimethyl acetamide, surfactants including ionic and non-ionic detergents, and polyethylene glycols can be used. Mixtures of solvents and wetting agents such as those discussed above are also useful.

[0285] Delivery methods are preferably those that are effective to circumvent the blood-brain barrier and are effective to deliver agents to the central nervous system. For example, delivery methods may include the use of nanoparticles. The particles may be of any suitable structure, such as unilamellar or plurilamellar, so long as the antisense oligonucleotide is contained therein. Positively charged lipids such as N-[1-(2,3-dioleoyloxi)propyl]-N, N,N-trimethyl¬amoniummethylsulfate, or "DOTAP," are particularly preferred for such particles and vesicles. The preparation of such lipid particles is well known in the art. See, e.g., U.S. Pat. Nos. 4,880,635 to Janoff et al.; 4,906,477 to Kurono et al.; 4,911,928 to Wallach; 4,917,951 to Wallach; 4,920,016 to Allen et al.; 4,921,757 to Wheatley et al.; etc.

[0286] In one preferred embodiment, the oligonucleotide may be administered in a bolus directly into the central nervous system. The oligonucleotides may be administered to the subject in a bolus once, or multiple times. In some preferred embodiments, the oligonucleotides may be administered once. In other preferred embodiments, the oligonucleotides may be administered multiple times. When administered multiple times, the oligonucleotides may be administered at regular intervals or at intervals that may vary during the treatment of a subject. In some embodiments, the oligonucleotides may be administered multiple times at intervals that may vary during the treatment of a subject. In some embodiments, the oligonucleotides may be administered multiple times at regular intervals.

[0287] In another preferred embodiment, the oligonucleotide may be administered by continuous infusion into the central nervous system. Non-limiting examples of methods that may be used to deliver the oligonucleotide into the central nervous system by continuous infusion may include pumps, wafers, gels, foams and fibrin clots. In a preferred embodiment, the oligonucleotide may be delivered into the central nervous system by continuous infusion using an osmotic pump. An osmotic minipump contains a high-osmolality chamber that surrounds a flexible, yet impermeable, reservoir filled with the targeted delivery composition-containing vehicle. Subsequent to the subcutaneous implantation of this minipump, extracellular fluid enters through an outer semi-permeable membrane into the high-osmolality chamber, thereby compressing the reservoir to release the targeted delivery composition at a controlled, pre-determined rate. The targeted delivery composition, released from the pump, may be directed via a catheter to a stereotaxically placed cannula for infusion into the cerebroventricular space. In an exemplary

embodiment, the oligonucleotide may be delivered into the central nervous system by continuous infusion using a pump as described in the Examples.

[0288] One of skill in the art will recognize that the amount and concentration of the composition administered to a subject will depend in part on the subject, the reason for the administration, and the method of administration. In some embodiments, when the oligonucleotide is administered in a bolus into the central nervous system, the oligonucleotide may be administered to the subject in an amount of about 0.1, 0.2, 0.3, 0.4, 0.5, 1, 1.5, 2, 2.5, 3, 3.5, 4, 4.5, 5, 6.5, 7, 7.5, 8, 8.5, 9, 9.5, 10, 10.5, 11, 11.5, 12, 12.5, 13, 13.5, 14, 14.5, 15, 16, 17, 18, 19, 20, 21, 22, 23, 24, 25, 26, 27, 28, 29, 30, 31, 32, 33, 34, 35, 36, 37, 38, 39, 40, 41, 42, 43, 44, 45, 46, 47, 48, 49, 50 mg/kg or more.

[0289] In other embodiments, when the oligonucleotide is administered by continuous infusion using a pump into the central nervous system, the oligonucleotide may be administered to the subject in an amount of about 0.1, 0.2, 0.3, 0.4, 0.5, 1, 1.5, 2, 2.5, 3, 3.5, 4, 4.5, 5, 6.5, 7, 7.5, 8, 8.5, 9, 9.5, 10, 10.5, 11, 11.5, 12, 12.5, 13, 13.5, 14, 14.5, 15, 16, 17, 18, 19, 20, 21, 22, 23, 24, 25, 26, 27, 28, 29, 30, 31, 32, 33, 34, 35, 36, 37, 38, 39, 40, 41, 42, 43, 44, 45, 46, 47, 48, 49, 50 mg/kg or more. In some embodiments, the oligonucleotide may be administered by continuous infusion for 1, 2, 3, 4, 5, 6, 7, 8, 9, 10, 11, 12, 13, 14, 15, 16, 178, 18, 19, 20, 21, 22, 23, 24, 25, 26, 27, 28, 29, 30, 31, 32, 33, 34, 35, 36, 37, 38, 39, 40, 41, 42, 43, 44, 45, 46, 47, 48, 49, 50, 51, 52, 53, 54, 55, 56, 57, 58, 59, 60, 61, 62, 63, 64, 65, 66, 67, 68, 69, 70, 71, 72, 73, 74, 75, 76, 77, 78, 79, 80, 81, 82, 83, 84, 85, 86, 87, 88, 89, 90, 91, 92, 93, 94, 95, 96, 97, 98, 99, 100 days or longer. In one embodiment, the oligonucleotide may be administered by continuous infusion for 20, 21, 22, 23, 24, 25, 26, 27, 28, 29, 30, 31, 32, 33, 34, 35 days or longer. In another embodiment, the oligonucleotide may be administered by continuous infusion for 34, 35, 36, 37, 38, 39, 40, 41, 42, 43, 44, 45, 46, 47, 48, 49, 50, 51, 52, 53, 54, 55, 56, 57, 58, 59, 60, 61, 62, 63, 64, 65 days or longer. In yet another embodiment, the oligonucleotide may be administered by continuous infusion for 64, 65, 66, 67, 68, 69, 70, 71, 72, 73, 74, 75, 76, 77, 78, 79, 80, 81, 82, 83, 84, 85, 86, 87, 88, 89, 90, 91, 92, 93, 94, 95 days or longer. Longer continuous infusions of the antisense oligonucleotide may also be envisioned using existing pump technology as is known in the art.

Definitions

[0290] Unless specific definitions are provided, the nomenclature utilized in connection with, and the procedures and techniques of, analytical chemistry, synthetic organic chemistry, and

medicinal and pharmaceutical chemistry described herein are those well known and commonly used in the art. Standard techniques may be used for chemical synthesis, and chemical analysis.

[0291] Unless otherwise indicated, the following terms have the following meanings:

[0292] "2'-O-methoxyethyl" (also 2'-MOE and 2'-$O(CH_2)_2$-OCH_3 and MOE) refers to an O-methoxy-ethyl modification at the 2' position of a furanosyl ring. A 2'-O-methoxyethyl modified sugar is a modified sugar.

[0293] "2'-MOE nucleoside" (also 2'-O-methoxyethyl nucleoside) means a nucleoside comprising a 2'-MOE modified sugar moiety.

[0294] "2'-substituted nucleoside" means a nucleoside comprising a substituent at the 2'-position of the furanosyl ring other than H or OH. In certain embodiments, 2' substituted nucleosides include nucleosides with bicyclic sugar modifications.

[0295] "3' target site" refers to the nucleotide of a target nucleic acid which is complementary to the 3'-most nucleotide of a particular antisense compound.

[0296] "5' target site" refers to the nucleotide of a target nucleic acid which is complementary to the 5'-most nucleotide of a particular antisense compound.

[0297] "5-methylcytosine" means a cytosine modified with a methyl group attached to the 5 position. A 5-methylcytosine is a modified nucleobase.

[0298] "About" means within ±7% of a value. For example, if it is stated, "the compounds affected at least about 70% inhibition of Tau", it is implied that the Tau levels are inhibited within a range of 63% and 77%.

[0299] "Acceptable safety profile" means a pattern of side effects that is within clinically acceptable limits.

[0300] "Active pharmaceutical agent" means the substance or substances in a pharmaceutical composition that provide a therapeutic benefit when administered to an individual. For example, in certain embodiments an antisense oligonucleotide targeted to Tau is an active pharmaceutical agent.

[0301] "Active target region" means a target region to which one or more active antisense compounds is targeted. "Active antisense compounds" means antisense compounds that reduce target nucleic acid levels or protein levels.

[0302] "Administered concomitantly" refers to the co-administration of two agents in any manner in which the pharmacological effects of both are manifest in the patient at the same time. Concomitant administration does not require that both agents be administered in a single pharmaceutical composition, in the same dosage form, or by the same route of administration.

The effects of both agents need not manifest themselves at the same time. The effects need only be overlapping for a period of time and need not be coextensive.

[0303] "Administering" means providing a pharmaceutical agent to an individual, and includes, but is not limited to administering by a medical professional and self-administering.

[0304] "Agent" means an active substance that can provide a therapeutic benefit when administered to an animal. "First Agent" means a therapeutic compound described herein. For example, a first agent can be an antisense oligonucleotide targeting Tau. "Second agent" means a second therapeutic compound described herein (e.g. a second antisense oligonucleotide targeting Tau) and/or a non- Tau therapeutic compound.

[0305] "Amelioration" or "ameliorate" or "ameliorating" refers to a lessening of at least one indicator, sign, or symptom of a disease, disorder, or condition. The severity of indicators may be determined by subjective or objective measures, which are known to those skilled in the art.

[0306] "Animal" refers to a human or non-human animal, including, but not limited to, mice, rats, rabbits, dogs, cats, pigs, and non-human primates, including, but not limited to, monkeys and chimpanzees.

[0307] "Antibody" refers to a molecule characterized by reacting specifically with an antigen in some way, where the antibody and the antigen are each defined in terms of the other. Antibody may refer to a complete antibody molecule or any fragment or region thereof, such as the heavy chain, the light chain, F_{ab} region, and F_c region.

[0308] "Antisense activity" means any detectable or measurable activity attributable to the hybridization of an antisense compound to its target nucleic acid. In certain embodiments, antisense activity is a decrease in the amount or expression of a target nucleic acid or protein encoded by such target nucleic acid.

[0309] "Antisense compound" means an oligomeric compound that is is capable of undergoing hybridization to a target nucleic acid through hydrogen bonding. Examples of antisense compounds include single-stranded and double-stranded compounds, such as, antisense oligonucleotides, siRNAs, shRNAs, ssRNAs, and occupancy-based compounds.

[0310] "Antisense inhibition" means reduction of target nucleic acid levels or target protein levels in the presence of an antisense compound complementary to a target nucleic acid compared to target nucleic acid levels or target protein levels in the absence of the antisense compound.

[0311] "Antisense mechanisms" are all those mechanisms involving hybridization of a compound with target nucleic acid, wherein the outcome or effect of the hybridization is either target degradation or target occupancy with concomitant stalling of the cellular machinery involving, for example, transcription or splicing. Antisense mechanisms include, without limitation, RNase H mediated antisense; RNAi mechanisms, which utilize the RISC pathway and include, without limitation, siRNA, ssRNA, and microRNA mechanisms; and occupancy based mechanisms, including, without limitation uniform modified olionucleotides. Certain antisense compounds may act through more than one such mechanism and/or through additional mechanisms.

[0312] "Antisense oligonucleotide" (also "oligo") means a single-stranded oligonucleotide having a nucleobase sequence that permits hybridization to a corresponding region or segment of a target nucleic acid.

[0313] "Base complementarity" refers to the capacity for the precise base pairing of nucleobases of an antisense oligonucleotide with corresponding nucleobases in a target nucleic acid (i.e., hybridization), and is mediated by Watson-Crick, Hoogsteen or reversed Hoogsteen hydrogen binding between corresponding nucleobases.

[0314] "Bicyclic sugar" means a furanosyl ring modified by the bridging of two atoms. A bicyclic sugar is a modified sugar.

[0315] "Bicyclic nucleoside" (also BNA) means a nucleoside having a sugar moiety comprising a bridge connecting two carbon atoms of the sugar ring, thereby forming a bicyclic ring system. In certain embodiments, the bridge connects the 4'-carbon and the 2'-carbon on the sugar ring.

[0316] "Cap structure" or "terminal cap moiety" means chemical modifications, which have been incorporated at either terminus of an antisense compound.

[0317] "cEt" or "constrained ethyl" means a bicyclic nucleoside having a sugar moiety comprising a bridge connecting the 4'-carbon and the 2'-carbon, wherein the bridge has the formula: 4'-$CH(CH_3)$-O-2'.

[0318] "Constrained ethyl nucleoside" (also cEt nucleoside) means a nucleoside comprising a bicyclic sugar moiety comprising a 4'-$CH(CH_3)$-O-2' bridge.

[0319] "Chemically distinct region" refers to a region of an antisense compound that is in some way chemically different than another region of the same antisense compound. For example, a region having 2'-O-methoxyethyl nucleotides is chemically distinct from a region having nucleotides without 2'-O-methoxyethyl modifications.

[0320] “Chimeric antisense compounds” means antisense compounds that have at least 2 chemically distinct regions, each position having a plurality of subunits.

[0321] “Co-administration” means administration of two or more pharmaceutical agents to an individual. The two or more pharmaceutical agents may be in a single pharmaceutical composition, or may be in separate pharmaceutical compositions. Each of the two or more pharmaceutical agents may be administered through the same or different routes of administration. Co-administration encompasses administration in parallel or sequentially.

[0322] “Complementarity” means the capacity for pairing between nucleobases of a first nucleic acid and a second nucleic acid.

[0323] “Comply” means the adherence with a recommended therapy by an individual.

[0324] "Comprise," "comprises" and "comprising" will be understood to imply the inclusion of a stated step or element or group of steps or elements but not the exclusion of any other step or element or group of steps or elements.

[0325] “Contiguous nucleobases” means nucleobases immediately adjacent to each other.

[0326] “Cure” means a method or course that restores health or a prescribed treatment for an illness.

[0327] “Deoxyribonucleotide” means a nucleotide having a hydrogen at the 2’ position of the sugar portion of the nucleotide. Deoxyribonucleotides may be modified with any of a variety of substituents.

[0328] “Designing” or “Designed to” refer to the process of designing an oligomeric compound that specifically hybridizes with a selected nucleic acid molecule.

[0329] “Diluent” means an ingredient in a composition that lacks pharmacological activity, but is pharmaceutically necessary or desirable. For example, in drugs that are injected, the diluent may be a liquid, e.g. saline solution.

[0330] “Dosage unit” means a form in which a pharmaceutical agent is provided, e.g. pill, tablet, or other dosage unit known in the art.

[0331] “Dose” means a specified quantity of a pharmaceutical agent provided in a single administration, or in a specified time period. In certain embodiments, a dose may be administered in two or more boluses, tablets, or injections. For example, in certain embodiments, where subcutaneous administration is desired, the desired dose requires a volume not easily accommodated by a single injection. In such embodiments, two or more injections may be used to achieve the desired dose. In certain embodiments, a dose may be administered in two or more

injections to minimize injection site reaction in an individual. In other embodiments, the pharmaceutical agent is administered by infusion over an extended period of time or continuously. Doses may be stated as the amount of pharmaceutical agent per hour, day, week or month.

[0332] "Dosing regimen" is a combination of doses designed to achieve one or more desired effects.

[0333] "Duration" means the period of time during which an activity or event continues. In certain embodiments, the duration of treatment is the period of time during which doses of a pharmaceutical agent are administered.

[0334] "Effective amount" in the context of modulating an activity or of treating or preventing a condition means the administration of that amount of active ingredient to a subject in need of such modulation, treatment or prophylaxis, either in a single dose or as part of a series, that is effective for modulation of that effect, or for treatment or prophylaxis or improvement of that condition. The effective amount will vary depending upon the health and physical condition of the subject to be treated, the taxonomic group of subjects to be treated, the formulation of the composition, the assessment of the medical situation, and other relevant factors.

[0335] "Efficacy" means the ability to produce a desired effect.

[0336] "Excitotoxicity" the pathological process by which nerve cells are damaged and killed by excessive stimulation by neurotransmitters.

[0337] "Expression" includes all the functions by which a gene's coded information is converted into structures present and operating in a cell. Such structures include, but are not limited to the products of transcription and translation.

[0338] "Fully complementary" or "100% complementary" means each nucleobase of a first nucleic acid has a complementary nucleobase in a second nucleic acid. In certain embodiments, a first nucleic acid is an antisense compound and a target nucleic acid is a second nucleic acid.

[0339] "Fully modified motif" refers to an antisense compound comprising a contiguous sequence of nucleosides wherein essentially each nucleoside is a sugar modified nucleoside having uniform modification.

[0340] "Gapmer" means a chimeric antisense compound in which an internal region having a plurality of nucleosides that support RNase H cleavage is positioned between external regions having one or more nucleosides, wherein the nucleosides comprising the internal region are chemically distinct from the nucleoside or nucleosides comprising the external regions. The

internal region may be referred to as the “gap” and the external regions may be referred to as the “wings.”

[0341] “Tau nucleic acid" or ‘Tau DNA” means any nucleic acid encoding Tau. For example, in certain embodiments, a Tau nucleic acid includes, without limitation, any viral DNA sequence encoding a Tau genome or portion thereof, any RNA sequence transcribed from a DNA sequence including any mRNA sequence encoding a Tau protein.

[0342] “Hybridization” means the annealing of complementary nucleic acid molecules. In certain embodiments, complementary nucleic acid molecules include, but are not limited to, an antisense compound and a nucleic acid target. In certain embodiments, complementary nucleic acid molecules include, but are not limited to, an antisense oligonucleotide and a nucleic acid target.

[0343] “Identifying an animal having a Tau-related disease or disorder” means identifying an animal having been diagnosed with a Tau-related disease or disorder; or, identifying an animal having any symptom of Tau-related disease or disorder including, but not limited to a neurodegenerative disorder associated with Tau.

[0344] “Immediately adjacent” means there are no intervening elements between the immediately adjacent elements.

[0345] “Individual” means a human or non-human animal selected for treatment or therapy.

[0346] “Individual compliance” means adherence to a recommended or prescribed therapy by an individual.

[0347] "Induce", "inhibit", "potentiate", "elevate", "increase", "decrease" or the like, e.g., which denote quantitative differences between two states, refer to at least statistically significant differences between the two states. For example, "an amount effective to inhibit the activity or expression of Tau” means that the level of activity or expression of Tau in a treated sample will differ statistically significantly from the level of Tau activity or expression in untreated cells. Such terms are applied to, for example, levels of expression, and levels of activity.

[0348] “Inhibiting Tau” means reducing the level or expression of a Tau mRNA, DNA and/or protein . In certain embodiments, Tau is inhibited in the presence of an antisense compound targeting Tau, including an antisense oligonucleotide targeting Tau, as compared to expression of Tau mRNA, DNA and/or protein levels in the absence of a Tau antisense compound, such as an antisense oligonucleotide.

[0349] "Inhibiting the expression or activity" refers to a reduction, blockade of the expression or activity and does not necessarily indicate a total elimination of expression or activity.

[0350] "Internucleoside linkage" refers to the chemical bond between nucleosides.

[0351] "Intraperitoneal administration" means administration through infusion or injection into the peritoneum.

[0352] "Intravenous administration" means administration into a vein.

[0353] "Lengthened" antisense oligonucleotides are those that have one or more additional nucleosides relative to an antisense oligonucleotide disclosed herein.

[0354] "Linked deoxynucleoside" means a nucleic acid base (A, G, C, T, U) substituted by deoxyribose linked by a phosphate ester to form a nucleotide.

[0355] "Linked nucleosides" means adjacent nucleosides linked together by an internucleoside linkage.

[0356] "Locked nucleic acid" or " LNA" or "LNA nucleosides" means nucleic acid monomers having a bridge connecting two carbon atoms between the 4' and 2'position of the nucleoside sugar unit, thereby forming a bicyclic sugar. Examples of such bicyclic sugar include, but are not limited to A) α-L-Methyleneoxy (4'-CH_2-O-2') LNA , (B) β-D-Methyleneoxy (4'-CH_2-O-2') LNA , (C) Ethyleneoxy (4'-$(CH_2)_2$-O-2') LNA , (D) Aminooxy (4'-CH_2-O-N(R)-2') LNA and (E) Oxyamino (4'-CH_2-N(R)-O-2') LNA, as depicted below.

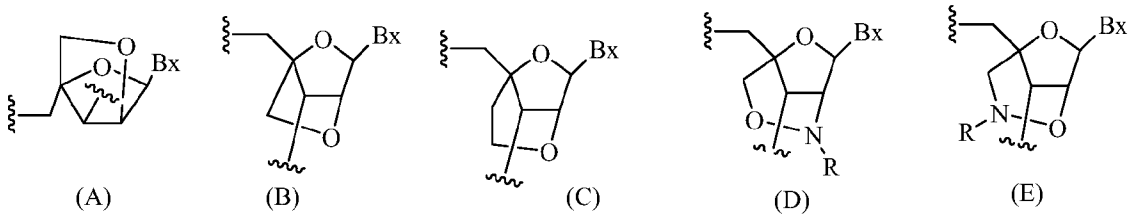

[0357] As used herein, LNA compounds include, but are not limited to, compounds having at least one bridge between the 4' and the 2' position of the sugar wherein each of the bridges independently comprises 1 or from 2 to 4 linked groups independently selected from $-[C(R_1)(R_2)]_n-$, $-C(R_1)=C(R_2)-$, $-C(R_1)=N-$, $-C(=NR_1)-$, $-C(=O)-$, $-C(=S)-$, $-O-$, $-Si(R_1)_2-$, $-S(=O)_x-$ and $-N(R_1)-$; wherein: x is 0, 1, or 2; n is 1, 2, 3, or 4; each R_1 and R_2 is, independently, H, a protecting group, hydroxyl, C_1-C_{12} alkyl, substituted C_1-C_{12} alkyl, C_2-C_{12} alkenyl, substituted C_2-C_{12} alkenyl, C_2-C_{12} alkynyl, substituted C_2-C_{12} alkynyl, C_5-C_{20} aryl, substituted C_5-C_{20} aryl, a heterocycle radical, a substituted heterocycle radical, heteroaryl, substituted heteroaryl, C_5-C_7 alicyclic radical, substituted C_5-C_7 alicyclic radical, halogen, OJ_1, NJ_1J_2, SJ_1, N_3, $COOJ_1$, acyl (C(=O)-H), substituted acyl, CN, sulfonyl ($S(=O)_2$-J_1), or sulfoxyl ($S(=O)$-J_1); and each J_1 and J_2 is, independently, H, C_1-C_{12} alkyl, substituted C_1-C_{12} alkyl, C_2-C_{12} alkenyl, substituted C_2-C_{12} alkenyl,

C_2-C_{12} alkynyl, substituted C_2-C_{12} alkynyl, C_5-C_{20} aryl, substituted C_5-C_{20} aryl, acyl (C(=O)-H), substituted acyl, a heterocycle radical, a substituted heterocycle radical, C_1-C_{12} aminoalkyl, substituted C_1-C_{12} aminoalkyl or a protecting group.

[0358] Examples of 4'- 2' bridging groups encompassed within the definition of LNA include, but are not limited to one of formulae: $-[C(R_1)(R_2)]_n-$, $-[C(R_1)(R_2)]_n-O-$, $-C(R_1R_2)-N(R_1)-O-$ or $-C(R_1R_2)-O-N(R_1)-$. Furthermore, other bridging groups encompassed with the definition of LNA are 4'-CH_2-2', 4'-$(CH_2)_2$-2', 4'-$(CH_2)_3$-2', 4'-CH_2-O-2', 4'-$(CH_2)_2$-O-2', 4'-CH_2-O-N(R_1)-2' and 4'-CH_2-N(R_1)-O-2'- bridges, wherein each R_1 and R_2 is, independently, H, a protecting group or C_1-C_{12} alkyl.

[0359] Also included within the definition of LNA according to the invention are LNAs in which the 2'-hydroxyl group of the ribosyl sugar ring is connected to the 4' carbon atom of the sugar ring, thereby forming a methyleneoxy (4'-CH_2-O-2') bridge to form the bicyclic sugar moiety. The bridge can also be a methylene (-CH_2-) group connecting the 2' oxygen atom and the 4' carbon atom, for which the term methyleneoxy (4'-CH_2-O-2') LNA is used. Furthermore; in the case of the bicylic sugar moiety having an ethylene bridging group in this position, the term ethyleneoxy (4'-CH_2CH_2-O-2') LNA is used. α -L- methyleneoxy (4'-CH_2-O-2'), an isomer of methyleneoxy (4'-CH_2-O-2') LNA is also encompassed within the definition of LNA, as used herein.

[0360] "Mismatch" or "non-complementary nucleobase" refers to the case when a nucleobase of a first nucleic acid is not capable of pairing with the corresponding nucleobase of a second or target nucleic acid.

[0361] "Modified internucleoside linkage" refers to a substitution or any change from a naturally occurring internucleoside bond (i.e. a phosphodiester internucleoside bond).

[0362] "Modified nucleobase" means any nucleobase other than adenine, cytosine, guanine, thymidine, or uracil. An "unmodified nucleobase" means the purine bases adenine (A) and guanine (G), and the pyrimidine bases thymine (T), cytosine (C) and uracil (U).

[0363] "Modified nucleoside" means a nucleoside having, independently, a modified sugar moiety and/or modified nucleobase.

[0364] "Modified nucleotide" means a nucleotide having, independently, a modified sugar moiety, modified internucleoside linkage, or modified nucleobase.

[0365] "Modified oligonucleotide" means an oligonucleotide comprising at least one modified internucleoside linkage, a modified sugar, and/or a modified nucleobase.

[0366] "Modified sugar" means substitution and/or any change from a natural sugar moiety.

[0367] "Monomer" refers to a single unit of an oligomer. Monomers include, but are not limited to, nucleosides and nucleotides, whether naturally occuring or modified.

[0368] "Motif" means the pattern of unmodified and modified nucleosides in an antisense compound.

[0369] "Natural sugar moiety" means a sugar moiety found in DNA (2'-H) or RNA (2'-OH).

[0370] "Naturally occurring internucleoside linkage" means a 3' to 5' phosphodiester linkage.

[0371] "Neurodegenerative disorder" means a chronic progressive neuropathy characterized by selective loss of neurons in motor, sensory, or cognitive systems. Neurodegenerative disorders include, but are not limited to, Tau-associated disorders.

[0372] "Neurofibrillary inclusion" means intrneuronal aggregates largely composed of insoluble hyperphosphorylated tau protein. In certain embodiments, neurofibrillary inclusions may be measured through various means including SPECT perfusion imaging, functional MRI, and PET scans. In certain embodiments, reduction of neurofibrillary inclusions may be inferred by improved scores on cognitive exams such as the Mini-Mental State Exam (MMSE) and the Alzheimer's Disease Assessment Scale Cognitive Behavior Section (ADAS-cog).

[0373] "Non-complementary nucleobase" refers to a pair of nucleobases that do not form hydrogen bonds with one another or otherwise support hybridization.

[0374] "Nucleic acid" refers to molecules composed of monomeric nucleotides. A nucleic acid includes, but is not limited to, ribonucleic acids (RNA), deoxyribonucleic acids (DNA), single-stranded nucleic acids, double-stranded nucleic acids, small interfering ribonucleic acids (siRNA), and microRNAs (miRNA).

[0375] "Nucleobase" means a heterocyclic moiety capable of pairing with a base of another nucleic acid.

[0376] "Nucleobase complementarity" refers to a nucleobase that is capable of base pairing with another nucleobase. For example, in DNA, adenine (A) is complementary to thymine (T). For example, in RNA, adenine (A) is complementary to uracil (U). In certain embodiments, complementary nucleobase refers to a nucleobase of an antisense compound that is capable of base pairing with a nucleobase of its target nucleic acid. For example, if a nucleobase at a certain position of an antisense compound is capable of hydrogen bonding with a nucleobase at a

certain position of a target nucleic acid, then the position of hydrogen bonding between the oligonucleotide and the target nucleic acid is considered to be complementary at that nucleobase pair.

[0377] "Nucleobase sequence" means the order of contiguous nucleobases independent of any sugar, linkage, and/or nucleobase modification.

[0378] "Nucleoside" means a nucleobase linked to a sugar.

[0379] "Nucleoside mimetic" includes those structures used to replace the sugar or the sugar and the base and not necessarily the linkage at one or more positions of an oligomeric compound such as for example nucleoside mimetics having morpholino, cyclohexenyl, cyclohexyl, tetrahydropyranyl, bicyclo or tricyclo sugar mimetics, *e.g.*, non furanose sugar units. Nucleotide mimetic includes those structures used to replace the nucleoside and the linkage at one or more positions of an oligomeric compound such as for example peptide nucleic acids or morpholinos (morpholinos linked by -N(H)-C(=O)-O- or other non-phosphodiester linkage). Sugar surrogate overlaps with the slightly broader term nucleoside mimetic but is intended to indicate replacement of the sugar unit (furanose ring) only. The tetrahydropyranyl rings provided herein are illustrative of an example of a sugar surrogate wherein the furanose sugar group has been replaced with a tetrahydropyranyl ring system. "Mimetic" refers to groups that are substituted for a sugar, a nucleobase, and/ or internucleoside linkage. Generally, a mimetic is used in place of the sugar or sugar-internucleoside linkage combination, and the nucleobase is maintained for hybridization to a selected target.

[0380] "Nucleotide" means a nucleoside having a phosphate group covalently linked to the sugar portion of the nucleoside.

[0381] "Off-target effect" refers to an unwanted or deleterious biological effect associated with modulation of RNA or protein expression of a gene other than the intended target nucleic acid.

[0382] "Oligomeric compound" means a polymer of linked monomeric subunits which is capable of hybridizing to at least a region of a nucleic acid molecule.

[0383] "Oligonucleoside" means an oligonucleotide in which the internucleoside linkages do not contain a phosphorus atom.

[0384] "Oligonucleotide" (also "oligo") means a polymer of linked nucleosides each of which can be modified or unmodified, independent one from another.

[0385] "Parenteral administration" means administration through injection (e.g., bolus injection) or infusion. Parenteral administration includes subcutaneous administration,

intravenous administration, intramuscular administration, intraarterial administration, intraperitoneal administration, or intracranial administration, e.g., intrathecal or intracerebroventricular administration.

[0386] "Peptide" means a molecule formed by linking at least two amino acids by amide bonds. Without limitation, as used herein, "peptide" refers to polypeptides and proteins.

[0387] "Pharmaceutically acceptable carrier" means a medium or diluent that does not interfere with the structure of the oligonucleotide. Certain such carriers enable pharmaceutical compositions to be formulated as, for example, tablets, pills, dragees, capsules, liquids, gels, syrups, slurries, suspension and lozenges for the oral ingestion by a subject.

[0388] "Pharmaceutically acceptable derivative" encompasses pharmaceutically acceptable salts, conjugates, prodrugs or isomers of the compounds described herein.

[0389] "Pharmaceutically acceptable salts" means physiologically and pharmaceutically acceptable salts of antisense compounds, i.e., salts that retain the desired biological activity of the parent oligonucleotide and do not impart undesired toxicological effects thereto.

[0390] "Pharmaceutical agent" means a substance that provides a therapeutic benefit when administered to an individual. For example, in certain embodiments, an antisense oligonucleotide targeted to Tau is a pharmaceutical agent.

[0391] "Pharmaceutical composition" means a mixture of substances suitable for administering to a subject. For example, a pharmaceutical composition may comprise an antisense oligonucleotide and a sterile aqueous solution. In certain embodiments, a pharmaceutical composition shows activity in free uptake assay in certain cell lines.

[0392] "Phosphorothioate linkage" means a linkage between nucleosides where the phosphodiester bond is modified by replacing one of the non-bridging oxygen atoms with a sulfur atom. A phosphorothioate linkage is a modified internucleoside linkage.

[0393] "Portion" means a defined number of contiguous (i.e., linked) nucleobases of a nucleic acid. In certain embodiments, a portion is a defined number of contiguous nucleobases of a target nucleic acid. In certain embodiments, a portion is a defined number of contiguous nucleobases of an antisense compound.

[0394] "Prevention" or "preventing" refers to delaying or forestalling the onset or development of a condition or disease for a period of time from hours to days, preferably weeks to months.

[0395] "Prodrug" means a therapeutic agent that is prepared in an inactive form that is converted to an active form (i.e., drug) within the body or cells thereof by the action of endogenous enzymes or other chemicals and/or conditions.

[0396] "Prophylactically effective amount" refers to an amount of a pharmaceutical agent that provides a prophylactic or preventative benefit to an animal.

[0397] "Recommended therapy" means a therapeutic regimen recommended by a medical professional for the treatment, amelioration, or prevention of a disease.

[0398] "Region" is defined as a portion of the target nucleic acid having at least one identifiable structure, function, or characteristic.

[0399] "Ribonucleotide" means a nucleotide having a hydroxy at the 2' position of the sugar portion of the nucleotide. Ribonucleotides may be modified with any of a variety of substituents.

[0400] "Salts" mean a physiologically and pharmaceutically acceptable salts of antisense compounds, i.e., salts that retain the desired biological activity of the parent oligonucleotide and do not impart undesired toxicological effects thereto.

[0401] "Scrambled oligo" or "scrambled" or "ISIS 141923" is a 5-10-5 MOE gapmer with no known target having the sequence of SEQ ID NO: 11.

[0402] "Segments" are defined as smaller or sub-portions of regions within a target nucleic acid.

[0403] "Shortened" or "truncated" versions of antisense oligonucleotides Taught herein have one, two or more nucleosides deleted.

[0404] "Side effects" means physiological responses attributable to a treatment other than desired effects. In certain embodiments, side effects include, without limitation, injection site reactions, liver function test abnormalities, renal function abnormalities, liver toxicity, renal toxicity, central nervous system abnormalities, and myopathies. For example, increased aminotransferase levels in serum may indicate liver toxicity or liver function abnormality. For example, increased bilirubin may indicate liver toxicity or liver function abnormality.

[0405] "Sites," as used herein, are defined as unique nucleobase positions within a target nucleic acid.

[0406] "Slows progression" means decrease in the development of the said disease.

[0407] "Specifically hybridizable" refers to an antisense compound having a sufficient degree of complementarity between an antisense oligonucleotide and a target nucleic acid to induce a desired effect, while exhibiting minimal or no effects on non-target nucleic acids under

conditions in which specific binding is desired, i.e., under physiological conditions in the case of *in vivo* assays and therapeutic treatments.

[0408] "Stringent hybridization conditions" or "stringent conditions" refer to conditions under which an oligomeric compound will hybridize to its target sequence, but to a minimal number of other sequences.

[0409] "Subcutaneous administration" means administration just below the skin.

[0410] "Subject" means a human or non-human animal selected for treatment or therapy.

[0411] "Target" refers to a protein, the modulation of which is desired.

[0412] "Target gene" refers to a gene encoding a target.

[0413] "Targeting" means the process of design and selection of an antisense compound that will specifically hybridize to a target nucleic acid and induce a desired effect.

[0414] "Target nucleic acid," "target RNA," "target RNA transcript" and "nucleic acid target" all mean a nucleic acid capable of being targeted by antisense compounds.

[0415] "Target region" means a portion of a target nucleic acid to which one or more antisense compounds is targeted.

[0416] "Target segment" means the sequence of nucleotides of a target nucleic acid to which an antisense compound is targeted. "5' target site" refers to the 5'-most nucleotide of a target segment. "3' target site" refers to the 3'-most nucleotide of a target segment.

[0417] "Tau-associated disease" means any neurological or neurodegenerative disease associated with Tau. Non-limiting examples of Tau-associated disorders include Alzheimer's disease, progressive supranuclear palsy, dementia pugilistica, frontotemporal dementia, parkinsonism linked to chromosome, Lytico-Bodig disease, tangle-predominant dementia, ganglioglioma, gangliocytoma, meningioangiomatosis, subacute sclerosing panencephalitis, lead encephalopathy, tuberous sclerosis, Hallervorden-Spatz disease, Pick's disease, corticobasal ganglionic degeneration, argyrophilic grain disease, supranuclear palsy, corticobasal degeneration, frontotemporal dementia, or frontotemporal lobar degeneration.

[0418] "Tauopathy" means disorders characterized by a build-up of Tau protein in the brain.

[0419] "Tau-specific inhibitor" includes but is not limited to a "antisense compound" targeted to Tau.

[0420] "Therapeutically effective amount" means an amount of a pharmaceutical agent that provides a therapeutic benefit to an individual.

[0421] "Treatment" refers to administering a composition to effect an alteration or improvement of the disease or condition.

[0422] "Unmodified" nucleobases mean the purine bases adenine (A) and guanine (G), and the pyrimidine bases thymine (T), cytosine (C) and uracil (U).

[0423] "Unmodified nucleotide" means a nucleotide composed of naturally occuring nucleobases, sugar moieties, and internucleoside linkages. In certain embodiments, an unmodified nucleotide is an RNA nucleotide (i.e. β-D-ribonucleosides) or a DNA nucleotide (i.e. β-D-deoxyribonucleoside).

[0424] "Validated target segment" is defined as at least an 8-nucleobase portion (i.e. 8 consecutive nucleobases) of a target region to which an active oligomeric compound is targeted.

[0425] "Wing segment" means a plurality of nucleosides modified to impart to an oligonucleotide properties such as enhanced inhibitory activity, increased binding affinity for a target nucleic acid, or resistance to degradation by *in vivo* nucleases.

Certain Embodiments

[0426] Certain embodiments provide for methods of administering a Tau antisense compound targeting a Tau nucleic acid for the treatment of a Tau associated disease. In certain embodiments, the Tau nucleic acid is any of the sequences set forth in GENBANK Accession NT_010783.14 truncated from nucleotides 2624000 to 2761000 (incorporated herein as SEQ ID NO: 1); GENBANK Accession No. AK226139.1 (incorporated herein as SEQ ID NO: 2); GENBANK Accession No. NM_001123066.3 (incorporated herein as SEQ ID NO: 3); GENBANK Accession No. NM_001123067.3 (incorporated herein as SEQ ID NO: 4); GENBANK Accession No. NM_001203251.1 (incorporated herein as SEQ ID NO: 5); GENBANK Accession No. NM_001203252.1 (incorporated herein as SEQ ID NO: 6); GENBANK Accession No. NM_005910.5 (incorporated herein as SEQ ID NO: 7); GENBANK Accession No. NM_016834.4 (incorporated herein as SEQ ID NO: 8); GENBANK Accession No. NM_016835.4 (incorporated herein as SEQ ID NO: 9); or GENBANK Accession No. NM_016841.4 (incorporated herein as SEQ ID NO: 10).

[0427] A method of treating a Tau associated disease with antiense compounds has been developed. In certain embodiments, neurofibrillary inclusions are reduced. In certain embodiments, neurological function is improved. In certain embodiments, the antisense compounds reduce expression of Tau mRNA and protein. In certain embodiments, the antisense compounds alter the ratio of Tau isoforms. In certain embodiments, the splicing alteration is a

decrease in 4R:3R Tau ratio in the central nervous system of the subject. In certain embodiments, the splicing alteration results in a normal 4R:3R Tau ratio. Advantageously, several embodiments provide methods of bypassing the blood brain barrier to specifically target Tau in the central nervous system, administer for an extended period of time, and achieve widespread distribution of therapy throughout the brain and spinal cord where it is most effective.

[0428] Certain embodiments provide methods for the treatment, prevention, or amelioration of diseases, disorders, and conditions associated with Tau in an individual in need thereof. Also contemplated are methods for the preparation of a medicament for the treatment, prevention, or amelioration of a disease, disorder, or condition associated with Tau. Tau associated diseases, disorders, and conditions include neurodegenerative diseases. In certain embodiments, the neurodegenerative disease may be any of Alzheimer's Disease, frontotemporal Dementia (FTD), FTDP-17, Progressive Supranuclear Palsy (PSP), Chronic Traumatic Encephalopathy (CTE), Corticobasal Ganglionic Degeneration (CBD), epilepsy, Dravet's Syndrome, dementia pugilistica, parkinsonism linked to chromosome, Lytico-Bodig disease, tangle-predominant dementia, ganglioglioma, gangliocytoma, meningioangiomatosis, subacute sclerosing panencephalitis, lead encephalopathy, tuberous sclerosis, Hallervorden-Spatz disease, Pick's disease, argyrophilic grain disease, supranuclear palsy, corticobasal degeneration, or frontotemporal lobar degeneration.

[0429] Described herein are methods comprising administering a Tau antisense compound to an animal for treating a Tau associated disease and thereby reducing neurofibrillary inclusions.

[0430] Described herein are methods comprising administering a Tau antisense compound to an animal for treating a Tau associated disease and thereby improving neurological function.

[0431] Described herein are methods comprising: (i) identifying an animal having a Tau associated disease; and (ii) administering a Tau antisense compound and thereby reducing neurofibrillary inclusions.

[0432] Described herein are methods comprising: (i) identifying an animal having a Tau associated disease; and (ii) administering a Tau antisense compound and thereby improving neurological function.

[0433] In certain embodiments, the animal is a human.

[0434] In certain embodiments, the antisense compound comprises a single-stranded antisense oligonucleotide complementary to a Tau nucleic acid.

[0435] In certain embodiments, the Tau nucleic acid is any of SEQ ID NO: 1-10.

[0436] In certain embodiments, the antisense compounds for use in the methods may comprise a single-stranded antisense oligonucleotide comprising a nucleobase sequence at least 80%, at least 85%, at least 90%, at least 95%, at least 96%, at least 97%, at least 98%, or at least 99% complementary to an equal length portion of SEQ ID NOs:1-10. In certain embodiments, the compound may comprise a single-stranded antisense oligonucleotide comprising a nucleobase sequence 100% complementary to an equal length portion of SEQ ID NOs: 1-10.

[0437] In certain embodiments, the Tau associated disease is a neurodegenerative disease.

[0438] In certain embodiments, the neurodegenerative disease is selected from among Alzheimer's Disease, Fronto-temporal Dementia (FTD), FTDP-17, Progressive Supranuclear Palsy (PSP), Chronic Traumatic Encephalopathy (CTE), Corticobasal Ganglionic Degeneration (CBD), Epilepsy, or Dravet's Syndrome.

[0439] In certain embodiments, expression of Tau RNA or expression of Tau protein is reduced.

[0440] In certain embodiments, expression of the 4R isoform of Tau RNA or expression of the 4R isoform of Tau protein is reduced.

[0441] In certain embodiments, expression of the 3R isoform of Tau RNA or expression of the 3R isoform of Tau protein is increased.

[0442] In certain embodiments, expression of the 4R isoform of Tau RNA is reduced and expression of the 3R isoform of Tau RNA is increased.

[0443] In certain embodiments, expression of the 4R isoform of Tau protein is reduced and expression of the 3R isoform of Tau protein is increased.

[0444] In certain embodiments, the single-stranded antisense oligonucleotide comprises at least one modification.

[0445] In certain embodiments, the single-stranded antisense oligonucleotide is specifically hybridizable to a human Tau nucleic acid.

[0446] In certain embodiments, the single-stranded antisense oligonucleotide is at least 75%, at least 80%, at least 85%, at least 90%, or at least 95% complementary to an equal length portion of a human Tau nucleic acid.

[0447] In certain embodiments, the single-stranded antisense oligonucleotide is 100% complementary to a human Tau nucleic acid.

[0448] In certain embodiments, the single-stranded antisense oligonucleotide comprises at least one modified internucleoside linkage.

[0449] In certain embodiments, each internucleoside linkage of the single-stranded antisense oligonucleotide is a modified internucleoside linkage.

[0450] In certain embodiments, the modified internucleoside linkage is a phosphorothioate internucleoside linkage.

[0451] In certain embodiments, the antisense oligonucleotide comprises at least one modified nucleoside.

[0452] In certain embodiments, the single-stranded antisense oligonucleotide comprises at least one modified nucleoside having a modified sugar.

[0453] In certain embodiments, the single-stranded antisense oligonucleotide comprises at least one modified nucleoside comprising a bicyclic sugar.

[0454] In certain embodiments, the bicyclic sugar comprises a 4' to 2' bridge selected from among: 4'-(CH2)n-O-2', wherein n is 1 or 2; and 4'-CH2-O-CH2-2'.

[0455] In certain embodiments, the bicyclic sugar comprises a 4'-CH(CH3)-O-2' bridge.

[0456] In certain embodiments, the at least one modified nucleoside having a modified sugar comprises a non-bicyclic 2'-modified sugar moiety.

[0457] In certain embodiments, the 2'-modified sugar moiety comprises a 2'-O-methoxyethyl group.

[0458] In certain embodiments, the 2'-modified sugar moiety comprises a 2'-O-methyl group.

[0459] In certain embodiments, the at least one modified nucleoside having a modified sugar comprises a sugar surrogate.

[0460] In certain embodiments, the sugar surrogate is a morpholino.

[0461] In certain embodiments, the sugar surrogate is a peptide nucleic acid.

[0462] In certain embodiments, each nucleoside is modified.

[0463] In certain embodiments, the single-stranded antisense oligonucleotide comprises at least one modified nucleobase.

[0464] In certain embodiments, the modified nucleobase is a 5'-methylcytosine.

[0465] In certain embodiments, the single-stranded antisense oligonucleotide comprises:

a gap segment consisting of linked deoxynucleosides;

a 5' wing segment consisting of linked nucleosides;

a 3' wing segment consisting of linked nucleosides;

wherein the gap segment is positioned immediately adjacent to and between the 5' wing segment and the 3' wing segment and wherein each nucleoside of each wing segment comprises a modified sugar.

[0466] In certain embodiments, the single-stranded antisense oligonucleotide comprises:

a gap segment consisting of ten linked deoxynucleosides;

a 5' wing segment consisting of five linked nucleosides;

a 3' wing segment consisting of five linked nucleosides;

wherein the gap segment is positioned immediately adjacent and between the 5' wing segment and the 3' wing segment, wherein each nucleoside of each wing segment comprises a 2'-O-methoxyethyl sugar; and wherein each internucleoside linkage is a phosphorothioate linkage.

[0467] In certain embodiments, the single-stranded antisense oligonucleotide consists of 15, 16, 17, 18, or 19 linked nucleosides.

[0468] In certain embodiments, the single-stranded antisense oligonucleotide consists of 20 linked nucleosides.

[0469] In certain embodiments, the single-stranded antisense oligonucleotide consists of 21, 22, 23, 24, or 25 linked nucleosides.

[0470] In certain embodiments, the administering is parenteral administration.

[0471] In certain embodimetns, the parenteral administration is any of injection or infusion.

[0472] In certain embodiments, the parenteral administration is any of intrathecal administration or intracerebroventricular administration.

[0473] In certain embodiments, at least one symptom of a Tau associated disease is ameliorated.

[0474] In certain embodiments, at least one symptom of a Tau associated disease is prevented.

[0475] In certain embodiments, progression of at least one symptom of a Tau associated disease is slowed.

[0476] In certain embodiments, at least one symptom is any of memory loss, anxiety, loss of motor function, incidence of seizures, severity of seizures, and excitotoxicity.

Antisense compounds

[0477] Oligomeric compounds include, but are not limited to, oligonucleotides, oligonucleosides, oligonucleotide analogs, oligonucleotide mimetics, antisense compounds, antisense oligonucleotides, and siRNAs. An oligomeric compound may be "antisense" to a target nucleic acid, meaning that is is capable of undergoing hybridization to a target nucleic acid through hydrogen bonding.

[0478] In certain embodiments, an antisense compound has a nucleobase sequence that, when written in the 5' to 3' direction, comprises the reverse complement of the target segment of a target nucleic acid to which it is targeted. In certain such embodiments, an antisense oligonucleotide has a nucleobase sequence that, when written in the 5' to 3' direction, comprises the reverse complement of the target segment of a target nucleic acid to which it is targeted.

[0479] In certain embodiments, an antisense compound targeted to a Tau nucleic acid is 10 to 30 subunits in length. In certain embodiments, an antisense compound targeted to a Tau nucleic acid is 12 to 30 subunits in length. In certain embodiments, an antisense compound targeted to a Tau nucleic acid is 12 to 22 subunits in length. In certain embodiments, an antisense compound targeted to a Tau nucleic acid is 14 to 30 subunits in length. In certain embodiments, an antisense compound targeted to a Tau nucleic acid is 14 to 20 subunits in length. In certain embodiments, an antisense compound targeted to a Tau nucleic acid is 15 to 30 subunits in length. In certain embodiments, an antisense compound targeted to a Tau nucleic acid is 15 to 20 subunits in length. In certain embodiments, an antisense compound targeted to a Tau nucleic acid is 16 to 30 subunits in length. In certain embodiments, an antisense compound targeted to a Tau nucleic acid is 16 to 20 subunits in length. In certain embodiments, an antisense compound targeted to a Tau nucleic acid is 17 to 30 subunits in length. In certain embodiments, an antisense compound targeted to a Tau nucleic acid is 17 to 20 subunits in length. In certain embodiments, an antisense compound targeted to a Tau nucleic acid is 18 to 30 subunits in length. In certain embodiments, an antisense compound targeted to a Tau nucleic acid is 18 to 21 subunits in length. In certain embodiments, an antisense compound targeted to a Tau nucleic acid is 18 to 20 subunits in length. In certain embodiments, an antisense compound targeted to a Tau nucleic acid is 20 to 30 subunits in length. In other words, such antisense compounds are from 12 to 30 linked subunits, 14 to 30 linked subunits, 14 to 20 subunits, 15 to 30 subunits, 15 to 20 subunits, 16 to 30 subunits, 16 to 20 subunits, 17 to 30 subunits, 17 to 20 subunits, 18 to 30 subunits, 18 to 20 subunits, 18 to 21 subunits, 20 to 30 subunits, or 12 to 22 linked subunits,

respectively. In certain embodiments, an antisense compound targeted to a Tau nucleic acid is 14 subunits in length. In certain embodiments, an antisense compound targeted to a Tau nucleic acid is 16 subunits in length. In certain embodiments, an antisense compound targeted to a Tau nucleic acid is 17 subunits in length. In certain embodiments, an antisense compound targeted to a Tau nucleic acid is 18 subunits in length. In certain embodiments, an antisense compound targeted to a Tau nucleic acid is 20 subunits in length. In other embodiments, the antisense compound is 8 to 80, 12 to 50, 13 to 30, 13 to 50, 14 to 30, 14 to 50, 15 to 30, 15 to 50, 16 to 30, 16 to 50, 17 to 30, 17 to 50, 18 to 22, 18 to 24, 18 to 30, 18 to 50, 19 to 22, 19 to 30, 19 to 50, or 20 to 30 linked subunits. In certain such embodiments, the antisense compounds are 8, 9, 10, 11, 12, 13, 14, 15, 16, 17, 18, 19, 20, 21, 22, 23, 24, 25, 26, 27, 28, 29, 30, 31, 32, 33, 34, 35, 36, 37, 38, 39, 40, 41, 42, 43, 44, 45, 46, 47, 48, 49, 50, 51, 52, 53, 54, 55, 56, 57, 58, 59, 60, 61, 62, 63, 64, 65, 66, 67, 68, 69, 70, 71, 72, 73, 74, 75, 76, 77, 78, 79, or 80 linked subunits in length, or a range defined by any two of the above values. In some embodiments the antisense compound is an antisense oligonucleotide, and the linked subunits are nucleosides.

[0480] In certain embodiments, an antisense compound targeted to a Tau nucleic acid is a single stranded ribonucleic acid or deoxyribonucleic acid antisense oligonucleotide. Antisense oligonucleotides may target a specific, complementary, coding or non-coding, nucleic acid. Depending on the antisense oligonucleotide used, the binding of the oligonucleotide to its target nucleic acid sequence may or may not activate RNAse H. In some embodiments, the antisense oligonucleotide activates RNAse H, which degrades the target nucleic acid. The antisense oligonucleotides of several embodiments may be any length provided it binds selectively to the intended location. In general, the antisense oligonucleotide may be from 8, 10 or 12 nucleotides in length up to 20, 30, or 50 nucleotides in length.

[0481] In certain embodiments antisense oligonucleotides targeted to a Tau nucleic acid may be shortened or truncated. For example, a single subunit may be deleted from the 5' end (5' truncation), or alternatively from the 3' end (3' truncation). A shortened or truncated antisense compound targeted to a Tau nucleic acid may have two subunits deleted from the 5' end, or alternatively may have two subunits deleted from the 3' end, of the antisense compound. Alternatively, the deleted nucleosides may be dispersed throughout the antisense compound, for example, in an antisense compound having one nucleoside deleted from the 5' end and one nucleoside deleted from the 3' end.

[0482] When a single additional subunit is present in a lengthened antisense

compound, the additional subunit may be located at the 5' or 3' end of the antisense compound. When two or more additional subunits are present, the added subunits may be adjacent to each other, for example, in an antisense compound having two subunits added to the 5' end (5' addition), or alternatively to the 3' end (3' addition), of the antisense compound. Alternatively, the added subunits may be dispersed throughout the antisense compound, for example, in an antisense compound having one subunit added to the 5' end and one subunit added to the 3' end.

[0483] It is possible to increase or decrease the length of an antisense compound, such as an antisense oligonucleotide, and/or introduce mismatch bases without eliminating activity. For example, in Woolf et al. (*Proc. Natl Acad. Sci. USA* 89:7305-7309, 1992), a series of antisense oligonucleotides 13-25 nucleobases in length were tested for their ability to induce cleavage of a target RNA in an oocyte injection model. Antisense oligonucleotides 25 nucleobases in length with 8 or 11 mismatch bases near the ends of the antisense oligonucleotides were able to direct specific cleavage of the target mRNA, albeit to a lesser extent than the antisense oligonucleotides that contained no mismatches. Similarly, target specific cleavage was achieved using 13 nucleobase antisense oligonucleotides, including those with 1 or 3 mismatches.

[0484] Gautschi *et al.* (*J. Natl. Cancer Inst.* 93:463-471, March 2001) demonstrated the ability of an oligonucleotide having 100% complementarity to the bcl-2 mRNA and having 3 mismatches to the bcl-xL mRNA to reduce the expression of both bcl-2 and bcl-xL *in vitro* and *in vivo*. Furthermore, this oligonucleotide demonstrated potent anti-tumor activity *in vivo*.

[0485] Maher and Dolnick (*Nuc. Acid. Res.* 16:3341-3358,1988) tested a series of tandem 14 nucleobase antisense oligonucleotides, and a 28 and 42 nucleobase antisense oligonucleotides comprised of the sequence of two or three of the tandem antisense oligonucleotides, respectively, for their ability to arrest translation of human DHFR in a rabbit reticulocyte assay. Each of the three 14 nucleobase antisense oligonucleotides alone was able to inhibit translation, albeit at a more modest level than the 28 or 42 nucleobase antisense oligonucleotides.

Antisense Compound Motifs

[0486] In certain embodiments, antisense compounds targeted to a Tau nucleic acid have chemically modified subunits arranged in patterns, or motifs, to confer to the antisense compounds properties such as enhanced inhibitory activity, increased binding affinity for a target nucleic acid, or resistance to degradation by *in vivo* nucleases.

[0487] Chimeric antisense compounds typically contain at least one region modified so as to confer increased resistance to nuclease degradation, increased cellular uptake, increased binding affinity for the target nucleic acid, and/or increased inhibitory activity. A second region of a chimeric antisense compound may optionally serve as a substrate for the cellular endonuclease RNase H, which cleaves the RNA strand of an RNA:DNA duplex.

[0488] In certain embodiments, the antisense compounds are uniform sugar-modified oligonucleotides. Antisense compounds having a gapmer motif are considered chimeric antisense compounds. In a gapmer an internal region having a plurality of nucleotides that supports RNaseH cleavage is positioned between external regions having a plurality of nucleotides that are chemically distinct from the nucleosides of the internal region. In the case of an antisense oligonucleotide having a gapmer motif, the gap segment generally serves as the substrate for endonuclease cleavage, while the wing segments comprise modified nucleosides. In certain embodiments, the regions of a gapmer are differentiated by the types of sugar moieties comprising each distinct region. The types of sugar moieties that are used to differentiate the regions of a gapmer may in some embodiments include β-D-ribonucleosides, β-D-deoxyribonucleosides, 2'-modified nucleosides (such 2'-modified nucleosides may include 2'-MOE and 2'-O-CH_3, among others), and bicyclic sugar modified nucleosides. In certain embodiments, wings may include several modified sugar moieties, including, for example 2'-MOE. In certain embodiments, wings may include several modified and unmodified sugar moieties. In certain embodiments, wings may include various combinations of 2'-MOE nucleosides and 2'-deoxynucleosides.

[0489] Each distinct region may comprise uniform sugar moieties, variant, or alternating sugar moieties. The wing-gap-wing motif is frequently described as "X-Y-Z", where "X" represents the length of the 5'-wing, "Y" represents the length of the gap, and "Z" represents the length of the 3'-wing. "X" and "Z" may comprise uniform, variant, or alternating sugar moieties. In certain embodiments, "X" and "Y" may include one or more 2'-deoxynucleosides."Y" may comprise 2'-deoxynucleosides. As used herein, a gapmer described as "X-Y-Z" has a configuration such that the gap is positioned immediately adjacent to each of the 5'-wing and the 3' wing. Thus, no

intervening nucleotides exist between the 5'-wing and gap, or the gap and the 3'-wing. Any of the antisense compounds described herein can have a gapmer motif. In certain embodiments, "X" and "Z" are the same; in other embodiments they are different. In certain embodiments, Y is between 8 and 15 nucleosides. X, Y, or Z can be any of 1, 2, 3, 4, 5, 6, 7, 8, 9, 10, 11, 12, 13, 14, 15, 16, 17, 18, 19, 20, 25, 30, or more nucleosides. Thus, gapmers described herein include, but are not limited to, for example, 5-10-5, 5-10-4, 4-10-4, 4-10-3, 3-10-3, 2-10-2, 5-9-5, 5-9-4, 4-9-5, 5-8-5, 5-8-4, 4-8-5, 5-7-5, 4-7-5, 5-7-4, or 4-7-4.

[0490] In certain embodiments, antisense compounds targeted to a Tau nucleic acid possess a 5-8-5 gapmer motif.

[0491] In certain embodiments, an antisense compound targeted to a Tau nucleic acid has a gap-narrowed motif. In certain embodiments, a gap-narrowed antisense oligonucleotide targeted to a Tau nucleic acid has a gap segment of 9, 8, 7, or 6 2'-deoxynucleotides positioned immediately adjacent to and between wing segments of 5, 4, 3, 2, or 1 chemically modified nucleosides. In certain embodiments, the chemical modification comprises a bicyclic sugar. In certain embodiments, the bicyclic sugar comprises a 4' to 2' bridge selected from among: 4'-(CH2)n-O-2' bridge, wherein n is 1 or 2; and 4'-CH2-O-CH2-2'. In certain embodiments, the bicyclic sugar is comprises a 4'-CH(CH3)-O-2' bridge. In certain embodiments, the chemical modification comprises a non-bicyclic 2'-modified sugar moiety. In certain embodiments, the non-bicyclic 2'-modified sugar moiety comprises a 2'-O-methylethyl group or a 2'-O-methyl group.

[0492] In certain embodiments, an antisense compound targeted to a Tau nucleic acid is uniformly modified. In certain embodiments, the antisense compound comprises 12, 13, 14, 15, 16, 17, 18, 19, 20, 21, 22, 23, 24, or 25 nucleosides. In certain embodiments, each nucleoside is chemically modified. In certain embodiments, the chemical modification comprises a non-bicyclic 2'-modified sugar moiety. In certain embodiments, the 2'-modified sugar moiety comprises a 2'-O-methoxyethyl group. In certain embodiments, the 2'-modified sugar moiety comprises a 2'-O-methyl group.

Target Nucleic Acids, Target Regions and Nucleotide Sequences

[0493] Nucleotide sequences that encode Tau include, without limitation, the following: GENBANK Accession NT_010783.14 truncated from nucleotides 2624000 to 2761000 (incorporated herein as SEQ ID NO: 1); GENBANK Accession No. AK226139.1 (incorporated herein as SEQ ID NO: 2); GENBANK Accession No. NM_001123066.3 (incorporated herein as SEQ ID NO: 3); GENBANK Accession No. NM_001123067.3 (incorporated herein as SEQ ID NO:

4); GENBANK Accession No. NM_001203251.1 (incorporated herein as SEQ ID NO: 5); GENBANK Accession No. NM_001203252.1 (incorporated herein as SEQ ID NO: 6); GENBANK Accession No. NM_005910.5 (incorporated herein as SEQ ID NO: 7); GENBANK Accession No. NM_016834.4 (incorporated herein as SEQ ID NO: 8); GENBANK Accession No. NM_016835.4 (incorporated herein as SEQ ID NO: 9); or GENBANK Accession No. NM_016841.4 (incorporated herein as SEQ ID NO: 10).

[0494] It is understood that the sequence set forth in each SEQ ID NO contained herein is independent of any modification to a sugar moiety, an internucleoside linkage, or a nucleobase. As such, antisense compounds defined by a SEQ ID NO may comprise, independently, one or more modifications to a sugar moiety, an internucleoside linkage, or a nucleobase. Antisense compounds described by Isis Number (Isis No) indicate a combination of nucleobase sequence and motif.

[0495] In certain embodiments, a target region is a structurally defined region of the target nucleic acid. For example, a target region may encompass a 3' UTR, a 5' UTR, an exon, an intron, an exon/intron junction, a coding region, a translation initiation region, translation termination region, or other defined nucleic acid region. The structurally defined regions for Tau can be obtained by accession number from sequence databases such as NCBI and such information is incorporated herein by reference. In certain embodiments, a target region may encompass the sequence from a 5' target site of one target segment within the target region to a 3' target site of another target segment within the same target region.

[0496] Targeting includes determination of at least one target segment to which an antisense compound hybridizes, such that a desired effect occurs. In certain embodiments, the desired effect is a reduction in mRNA target nucleic acid levels. In certain embodiments, the desired effect is reduction of levels of protein encoded by the target nucleic acid or a phenotypic change associated with the target nucleic acid.

[0497] A target region may contain one or more target segments. Multiple target segments within a target region may be overlapping. Alternatively, they may be non-overlapping. In certain embodiments, target segments within a target region are separated by no more than about 300 nucleotides. In certain emodiments, target segments within a target region are separated by a number of nucleotides that is, is about, is no more than, is no more than about, 250, 200, 150, 100, 90, 80, 70, 60, 50, 40, 30, 20, or 10 nucleotides on the target nucleic acid, or is a range defined by any two of the preceeding values. In certain embodiments, target segments within a target region are separated by no more than, or no more than about, 5 nucleotides on the

target nucleic acid. In certain embodiments, target segments are contiguous. Contemplated are target regions defined by a range having a starting nucleic acid that is any of the 5' target sites or 3' target sites listed herein.

[0498] Suitable target segments may be found within a 5' UTR, a coding region, a 3' UTR, an intron, an exon, or an exon/intron junction. Target segments containing a start codon or a stop codon are also suitable target segments. A suitable target segment may specifcally exclude a certain structurally defined region such as the start codon or stop codon.

[0499] The determination of suitable target segments may include a comparison of the sequence of a target nucleic acid to other sequences throughout the genome. For example, the BLAST algorithm may be used to identify regions of similarity amongst different nucleic acids. This comparison can prevent the selection of antisense compound sequences that may hybridize in a non-specific manner to sequences other than a selected target nucleic acid (i.e., non-target or off-target sequences).

[0500] There may be variation in activity (e.g., as defined by percent reduction of target nucleic acid levels) of the antisense compounds within an active target region. In certain embodiments, reductions in Tau mRNA levels are indicative of inhibition of Tau expression. Reductions in levels of a Tau protein are also indicative of inhibition of target mRNA expression. In certain embodiments, reductions in the 4R isoform of Tau mRNA levels are indicative of modulation of Tau splicing. Reductions in levels of the 4R isoform of Tau protein are also indicative of modulation of Tau splicing. In certain embodiments, increases in the 3R isoform of Tau mRNA levels are indicative of modulation of Tau splicing. Increases in levels of the 3R isoform of Tau protein are also indicative of modulation of Tau splicing. Reduction in percent of cells staining positive for hyperphosphorylated Tau are indicative of inhibition of Tau expression or modulation of Tau splicing. Improvement in neurological function is indicative of inhibition of Tau expression or modulation of Tau splicing. Improved memory and motor function are indicative of inhibition of Tau expression or modulation of Tau splicing. Reduction of neurofibrillary inclusions is indicative of inhibition of Tau expression or modulation of Tau splicing.

Hybridization

[0501] In some embodiments, hybridization occurs between an antisense compound disclosed herein and a Tau nucleic acid. The most common mechanism of hybridization involves hydrogen bonding (e.g., Watson-Crick, Hoogsteen or reversed Hoogsteen hydrogen bonding) between complementary nucleobases of the nucleic acid molecules.

[0502] Hybridization can occur under varying conditions. Stringent conditions are sequence-dependent and are determined by the nature and composition of the nucleic acid molecules to be hybridized.

[0503] Methods of determining whether a sequence is specifically hybridizable to a target nucleic acid are well known in the art. In certain embodiments, the antisense compounds provided herein are specifically hybridizable with a Tau nucleic acid.

Complementarity

[0504] An antisense compound and a target nucleic acid are complementary to each other when a sufficient number of nucleobases of the antisense compound can hydrogen bond with the corresponding nucleobases of the target nucleic acid, such that a desired effect will occur (e.g., antisense inhibition of a target nucleic acid, such as a Tau nucleic acid).

[0505] Non-complementary nucleobases between an antisense compound and a Tau nucleic acid may be tolerated provided that the antisense compound remains able to specifically hybridize to a target nucleic acid. Moreover, an antisense compound may hybridize over one or more segments of a Tau nucleic acid such that intervening or adjacent segments are not involved in the hybridization event (e.g., a loop structure, mismatch or hairpin structure).

[0506] In certain embodiments, the antisense compounds provided herein, or a specified portion thereof, are, or are at least, 70%, 80%, 85%, 86%, 87%, 88%, 89%, 90%, 91%, 92%, 93%, 94%, 95%, 96%, 97%, 98%, 99%, or 100% complementary to a Tau nucleic acid, a target region, target segment, or specified portion thereof. Percent complementarity of an antisense compound with a target nucleic acid can be determined using routine methods.

[0507] For example, an antisense compound in which 18 of 20 nucleobases of the antisense compound are complementary to a target region, and would therefore specifically hybridize, would represent 90 percent complementarity. In this example, the remaining noncomplementary nucleobases may be clustered or interspersed with complementary nucleobases and need not be contiguous to each other or to complementary nucleobases. As such, an antisense compound which is 18 nucleobases in length having four noncomplementary nucleobases which are flanked by two regions of complete complementarity with the target nucleic acid would have 77.8% overall complementarity with the target nucleic acid and would thus fall within the scope of the present invention. Percent complementarity of an antisense compound with a region of a target nucleic acid can be determined routinely using BLAST programs (basic local alignment search tools) and PowerBLAST programs known in the art (Altschul *et al.*, *J. Mol.*

Biol., 1990, 215, 403 410; Zhang and Madden, Genome Res., 1997, 7, 649 656). Percent homology, sequence identity or complementarity, can be determined by, for example, the Gap program (Wisconsin Sequence Analysis Package, Version 8 for Unix, Genetics Computer Group, University Research Park, Madison Wis.), using default settings, which uses the algorithm of Smith and Waterman (Adv. Appl. Math., 1981, 2, 482 489).

[0508] In certain embodiments, the antisense compounds provided herein, or specified portions thereof, are fully complementary (i.e. 100% complementary) to a target nucleic acid, or specified portion thereof. For example, an antisense compound may be fully complementary to a Tau nucleic acid, or a target region, or a target segment or target sequence thereof. As used herein, "fully complementary" means each nucleobase of an antisense compound is capable of precise base pairing with the corresponding nucleobases of a target nucleic acid. For example, a 20 nucleobase antisense compound is fully complementary to a target sequence that is 400 nucleobases long, so long as there is a corresponding 20 nucleobase portion of the target nucleic acid that is fully complementary to the antisense compound. Fully complementary can also be used in reference to a specified portion of the first and /or the second nucleic acid. For example, a 20 nucleobase portion of a 30 nucleobase antisense compound can be "fully complementary" to a target sequence that is 400 nucleobases long. The 20 nucleobase portion of the 30 nucleobase oligonucleotide is fully complementary to the target sequence if the target sequence has a corresponding 20 nucleobase portion wherein each nucleobase is complementary to the 20 nucleobase portion of the antisense compound. At the same time, the entire 30 nucleobase antisense compound may or may not be fully complementary to the target sequence, depending on whether the remaining 10 nucleobases of the antisense compound are also complementary to the target sequence.

[0509] The location of a non-complementary nucleobase may be at the 5' end or 3' end of the antisense compound. Alternatively, the non-complementary nucleobase or nucleobases may be at an internal position of the antisense compound. When two or more non-complementary nucleobases are present, they may be contiguous (i.e. linked) or non-contiguous. In one embodiment, a non-complementary nucleobase is located in the wing segment of a gapmer antisense oligonucleotide.

[0510] In certain embodiments, antisense compounds that are, or are up to 11, 12, 13, 14, 15, 16, 17, 18, 19, or 20 nucleobases in length comprise no more than 4, no more than 3, no more than 2, or no more than 1 non-complementary nucleobase(s) relative to a target nucleic acid, such as a Tau nucleic acid, or specified portion thereof.

[0511] In certain embodiments, antisense compounds that are, or are up to 11, 12, 13, 14, 15, 16, 17, 18, 19, 20, 21, 22, 23, 24, 25, 26, 27, 28, 29, or 30 nucleobases in length comprise no more than 6, no more than 5, no more than 4, no more than 3, no more than 2, or no more than 1 non-complementary nucleobase(s) relative to a target nucleic acid, such as a Tau nucleic acid, or specified portion thereof.

[0512] The antisense compounds provided also include those which are complementary to a portion of a target nucleic acid. As used herein, "portion" refers to a defined number of contiguous (i.e. linked) nucleobases within a region or segment of a target nucleic acid. A "portion" can also refer to a defined number of contiguous nucleobases of an antisense compound. In certain embodiments, the antisense compounds, are complementary to at least an 8 nucleobase portion of a target segment. In certain embodiments, the antisense compounds are complementary to at least a 9 nucleobase portion of a target segment. In certain embodiments, the antisense compounds are complementary to at least a 10 nucleobase portion of a target segment. In certain embodiments, the antisense compounds are complementary to at least an 11 nucleobase portion of a target segment. In certain embodiments, the antisense compounds are complementary to at least a 12 nucleobase portion of a target segment. In certain embodiments, the antisense compounds are complementary to at least a 13 nucleobase portion of a target segment. In certain embodiments, the antisense compounds are complementary to at least a 14 nucleobase portion of a target segment. In certain embodiments, the antisense compounds are complementary to at least a 15 nucleobase portion of a target segment. Also contemplated are antisense compounds that are complementary to at least a 9, 10, 11, 12, 13, 14, 15, 16, 17, 18, 19, 20, or more nucleobase portion of a target segment, or a range defined by any two of these values.

Identity

[0513] The antisense compounds provided herein may also have a defined percent identity to a particular nucleotide sequence, SEQ ID NO, or compound represented by a specific Isis number, or portion thereof. As used herein, an antisense compound is identical to the sequence disclosed herein if it has the same nucleobase pairing ability. For example, a RNA which contains uracil in place of thymidine in a disclosed DNA sequence would be considered identical to the DNA sequence since both uracil and thymidine pair with adenine. Shortened and lengthened versions of the antisense compounds described herein as well as compounds having non-identical bases relative to the antisense compounds provided herein also are contemplated.

The non-identical bases may be adjacent to each other or dispersed throughout the antisense compound. Percent identity of an antisense compound is calculated according to the number of bases that have identical base pairing relative to the sequence to which it is being compared.

[0514] In certain embodiments, the antisense compounds, or portions thereof, are at least 70%, 75%, 80%, 85%, 90%, 95%, 96%, 97%, 98%, 99% or 100% identical to one or more of the antisense compounds or SEQ ID NOs, or a portion thereof, disclosed herein.

[0515] In certain embodiments, a portion of the antisense compound is compared to an equal length portion of the target nucleic acid. In certain embodiments, an 8, 9, 10, 11, 12, 13, 14, 15, 16, 17, 18, 19, 20, 21, 22, 23, 24, or 25 nucleobase portion is compared to an equal length portion of the target nucleic acid.

[0516] In certain embodiments, a portion of the antisense oligonucleotide is compared to an equal length portion of the target nucleic acid. In certain embodiments, an 8, 9, 10, 11, 12, 13, 14, 15, 16, 17, 18, 19, 20, 21, 22, 23, 24, or 25 nucleobase portion is compared to an equal length portion of the target nucleic acid.

Modifications

[0517] A nucleoside is a base-sugar combination. The nucleobase (also known as base) portion of the nucleoside is normally a heterocyclic base moiety. Nucleotides are nucleosides that further include a phosphate group covalently linked to the sugar portion of the nucleoside. For those nucleosides that include a pentofuranosyl sugar, the phosphate group can be linked to the 2', 3' or 5' hydroxyl moiety of the sugar. Oligonucleotides are formed through the covalent linkage of adjacent nucleosides to one another, to form a linear polymeric oligonucleotide. Within the oligonucleotide structure, the phosphate groups are commonly referred to as forming the internucleoside linkages of the oligonucleotide.

[0518] Modifications to antisense compounds encompass substitutions or changes to internucleoside linkages, sugar moieties, or nucleobases. Modified antisense compounds are often preferred over native forms because of desirable properties such as, for example, enhanced cellular uptake, enhanced affinity for nucleic acid target, increased stability in the presence of nucleases, or increased inhibitory activity.

[0519] Chemically modified nucleosides may also be employed to increase the binding affinity of a shortened or truncated antisense oligonucleotide for its target nucleic acid. Consequently, comparable results can often be obtained with shorter antisense compounds that have such chemically modified nucleosides.

Modified Internucleoside Linkages

[0520] The naturally occuring internucleoside linkage of RNA and DNA is a 3' to 5' phosphodiester linkage. Antisense compounds having one or more modified, i.e. non-naturally occurring, internucleoside linkages are often selected over antisense compounds having naturally occurring internucleoside linkages because of desirable properties such as, for example, enhanced cellular uptake, enhanced affinity for target nucleic acids, and increased stability in the presence of nucleases.

[0521] Oligonucleotides having modified internucleoside linkages include internucleoside linkages that retain a phosphorus atom as well as internucleoside linkages that do not have a phosphorus atom. Representative phosphorus containing internucleoside linkages include, but are not limited to, phosphodiesters, phosphotriesters, methylphosphonates, phosphoramidate, and phosphorothioates. Methods of preparation of phosphorous-containing and non-phosphorous-containing linkages are well known.

[0522] In certain embodiments, antisense compounds targeted to a Tau nucleic acid comprise one or more modified internucleoside linkages. In certain embodiments, the modified internucleoside linkages are interspersed throughout the antisense compound. In certain embodiments, the modified internucleoside linkages are phosphorothioate linkages. In certain embodiments, each internucleoside linkage of an antisense compound is a phosphorothioate internucleoside linkage.

Modified Sugar Moieties

[0523] Oligomeric compounds provided herein may comprise one or more monomers, including a nucleoside or nucleotide, having a modified sugar moiety. For example, the furanosyl sugar ring of a nucleoside or nucleotide can be modified in a number of ways including, but not limited to, addition of a substituent group and bridging of two non-geminal ring atoms to form a Locked Nucleic Acid (LNA).

[0524] In certain embodiments, oligomeric compounds comprise one or more monomers having a bicyclic sugar. In certain embodiments, the monomer is an LNA. In certain such embodiments, LNAs include, but are not limited to, (A) α-L-Methyleneoxy (4'-CH_2-O-2') LNA , (B) β-D-Methyleneoxy (4'-CH_2-O-2') LNA , (C) Ethyleneoxy (4'-$(CH_2)_2$-O-2') LNA , (D) Aminooxy (4'-CH_2-O-N(R)-2') LNA and (E) Oxyamino (4'-CH_2-N(R)-O-2') LNA, as depicted below.

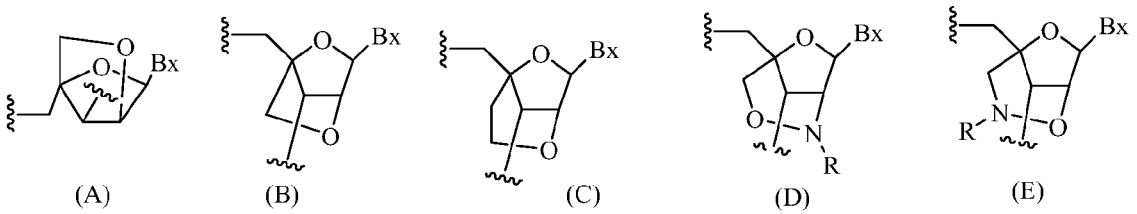

[0525] In certain embodiments, LNA compounds include, but are not limited to, compounds having at least one bridge between the 4' and the 2' position of the sugar wherein each of the bridges independently comprises 1 or from 2 to 4 linked groups independently selected from $-[C(R_1)(R_2)]_n-$, $-C(R_1)=C(R_2)-$, $-C(R_1)=N-$, $-C(=NR_1)-$, $-C(=O)-$, $-C(=S)-$, $-O-$, $-Si(R_1)_2-$, $-S(=O)_x-$ and $-N(R_1)-$;

wherein:

x is 0, 1, or 2;

n is 1, 2, 3, or 4;

each R_1 and R_2 is, independently, H, a protecting group, hydroxyl, C_1-C_{12} alkyl, substituted C_1-C_{12} alkyl, C_2-C_{12} alkenyl, substituted C_2-C_{12} alkenyl, C_2-C_{12} alkynyl, substituted C_2-C_{12} alkynyl, C_5-C_{20} aryl, substituted C_5-C_{20} aryl, a heterocycle radical, a substituted heterocycle radical, heteroaryl, substituted heteroaryl, C_5-C_7 alicyclic radical, substituted C_5-C_7 alicyclic radical, halogen, OJ_1, NJ_1J_2, SJ_1, N_3, $COOJ_1$, acyl (C(=O)-H), substituted acyl, CN, sulfonyl ($S(=O)_2$-J_1), or sulfoxyl ($S(=O)$-J_1); and

each J_1 and J_2 is, independently, H, C_1-C_{12} alkyl, substituted C_1-C_{12} alkyl, C_2-C_{12} alkenyl, substituted C_2-C_{12} alkenyl, C_2-C_{12} alkynyl, substituted C_2-C_{12} alkynyl, C_5-C_{20} aryl, substituted C_5-C_{20} aryl, acyl (C(=O)-H), substituted acyl, a heterocycle radical, a substituted heterocycle radical, C_1-C_{12} aminoalkyl, substituted C_1-C_{12} aminoalkyl or a protecting group.

[0526] In one embodiment, each of the bridges of the LNA compounds is, independently, $-[C(R_1)(R_2)]_n-$, $-[C(R_1)(R_2)]_n-O-$, $-C(R_1R_2)-N(R_1)-O-$ or $-C(R_1R_2)-O-N(R_1)-$. In another embodiment, each of said bridges is, independently, 4'-CH_2-2', 4'-$(CH_2)_2$-2', 4'-$(CH_2)_3$-2', 4'-CH_2-O-2', 4'-$(CH_2)_2$-O-2', 4'-CH_2-O-N(R_1)-2' and 4'-CH_2-N(R_1)-O-2'- wherein each R_1 is, independently, H, a protecting group or C_1-C_{12} alkyl.

[0527] Certain LNA's have been prepared and disclosed in the patent literature as well as in scientific literature (see for example: issued U.S. Patent Nos. 7,053,207; 6,268,490; 6,770,748; 6,794,499; 7,034,133; 6,525,191; 7,696,345; 7,569,575; 7,314,923; 7,217,805; and 7,084,125, hereby incorporated by reference herein in their entirety.

[0528] Also provided herein are LNAs in which the 2'-hydroxyl group is connected, to the 4' carbon atom of the ribosyl sugar ring, thereby forming a methyleneoxy (4'-CH_2-O-2') bridge

to form the bicyclic sugar moiety (reviewed in Elayadi *et al., Curr. Opinion Invens. Drugs,* 2001, *2*, 558-561; Braasch *et al., Chem. Biol.,* 2001, *8* 1-7; and Orum *et al., Curr. Opinion Mol. Ther.,* 2001, *3*, 239-243; see also U.S. Patent: 6,670,461). Furthermore, the bridge can also be a methylene (-CH_2-) group connecting the 2' oxygen atom to the 4' carbon atom of the sugar ring, for which the term methyleneoxy (4'-CH_2-O-2') LNA is used. In the case of the bicylic sugar moiety having an ethylene bridging group in this position, the term ethyleneoxy (4'-CH_2CH_2-O-2') LNA is used (Singh et al., Chem. Commun., 1998, *4*, 455-456: Morita *et al., Bioorganic Medicinal Chemistry*, 2003, *11*, 2211-2226). Methyleneoxy (4'-CH_2-O-2') LNA and other bicyclic sugar analogs display very high duplex thermal stabilities with complementary DNA and RNA (Tm = +3 to +10 °C), stability towards 3'-exonucleolytic degradation and good solubility properties. Potent and nontoxic antisense oligonucleotides comprising LNAs have been described (Wahlestedt *et al.*, *Proc. Natl. Acad. Sci. U. S. A.*, 2000, *97*, 5633-5638).

[0529] An isomer of methyleneoxy (4'-CH_2-O-2') LNA that has also been discussed is α-L- methyleneoxy (4'-CH_2-O-2') LNA which has been shown to have superior stability against a 3'-exonuclease. The α-L- methyleneoxy (4'-CH_2-O-2') LNA's were incorporated into antisense gapmers and chimeras that showed potent antisense activity (Frieden *et al., Nucleic Acids Research,* 2003, *21*, 6365-6372).

[0530] The synthesis and preparation of adenine, cytosine, guanine, 5-methyl-cytosine, thymine and uracil LNAs having a methyleneoxy (4'-CH_2-O-2') bridge, along with their oligomerization, and nucleic acid recognition properties have been described (Koshkin *et al., Tetrahedron*, 1998, *54*, 3607-3630). LNAs and preparation thereof are also described in WO 98/39352 and WO 99/14226, incorporated by reference herein.

[0531] Analogs of various LNA nucleosides that have 4' to 2' bridging groups such as 4'-CH_2-O-2' (methyleneoxy) and 4'-CH_2-S-2' (methylene-thio), have also been prepared (Kumar *et al., Bioorg. Med. Chem. Lett.*, 1998, *8*, 2219-2222). Preparation of locked nucleoside analogs comprising oligodeoxyribonucleotide duplexes as substrates for nucleic acid polymerases has also been described (Wengel et al., WO 99/14226). Furthermore, synthesis of 2'-amino-LNA, a novel comformationally restricted high-affinity oligonucleotide analog has been described in the art (Singh et al., J. Org. Chem., 1998, 63, 10035-10039). In addition, 2'-amino- and 2'-methylamino-LNA's have been prepared and the thermal stability of their duplexes with complementary RNA and DNA strands has been previously reported.

[0532] As used herein, "bicyclic nucleoside" refers to a nucleoside comprising a bridge connecting two carbon atoms of the sugar ring, thereby forming a bicyclic sugar moiety. In certain embodiments, the bridge connects the 2' carbon and another carbon of the sugar ring.

[0533] As used herein, "4'-2' bicyclic nucleoside" or "4' to 2' bicyclic nucleoside" refers to a bicyclic nucleoside comprising a furanose ring comprising a bridge connecting the 2' carbon atom and the 4' carbon atom of the sugar ring.

[0534] One carbocyclic bicyclic nucleoside having a 4'-$(CH_2)_3$-2' bridge and the alkenyl analog, bridge 4'-CH=CH-CH_2-2', have been described (*see, e.g.*, Freier *et al., Nucleic Acids Research*, 1997, *25*(*22*), 4429-4443 and Albaek *et al., J. Org. Chem.*, 2006, *71*, 7731-7740). The synthesis and preparation of carbocyclic bicyclic nucleosides along with their oligomerization and biochemical studies have also been described (*see, e.g.*, Srivastava *et al., J. Am. Chem. Soc.* 2007, *129(26)*, 8362-8379).

[0535] Many other bicyclic and tricyclic sugar surrogate ring systems are also known in the art that can be used to modify nucleosides for incorporation into antisense compounds as provided herein (*see, e.g.*, review article: Leumann, J. C, *Bioorganic & Medicinal Chemistry*, 2002, *10*, 841-854). Such ring systems can undergo various additional substitutions to further enhance their activity. Such ring systems can undergo various additional substitutions to enhance activity.

[0536] As used herein, "2'-modified sugar" means a furanosyl sugar modified at the 2' position. In certain embodiments, such modifications include substituents selected from: a halide, including, but not limited to substituted and unsubstituted alkoxy, substituted and unsubstituted thioalkyl, substituted and unsubstituted amino alkyl, substituted and unsubstituted alkyl, substituted and unsubstituted allyl, and substituted and unsubstituted alkynyl. In certain embodiments, 2' modifications are selected from substituents including, but not limited to: $O[(CH_2)_nO]_mCH_3$, $O(CH_2)_nNH_2$, $O(CH_2)_nCH_3$, $O(CH_2)_nONH_2$, $OCH_2C(=O)N(H)CH_3$, and $O(CH_2)_nON[(CH_2)_nCH_3]_2$, where n and m are from 1 to about 10. Other 2'- substituent groups can also be selected from: C_1-C_{12} alkyl; substituted alkyl; alkenyl; alkynyl; alkaryl; aralkyl; O-alkaryl or O-aralkyl; SH; SCH_3; OCN; Cl; Br; CN; CF_3; OCF_3; $SOCH_3$; SO_2CH_3; ONO_2; NO_2; N_3; NH_2; heterocycloalkyl; heterocycloalkaryl; aminoalkylamino; polyalkylamino; substituted silyl; an RNA cleaving group; a reporter group; an intercalator; a group for improving pharmacokinetic properties; and a group for improving the pharmacodynamic properties of an antisense compound, and other substituents having similar properties. In certain embodiments, modifed nucleosides comprise a 2'-MOE side chain (*see, e.g.*, Baker et al., J. Biol. Chem., 1997, 272,

11944-12000). Such 2'-MOE substitution have been described as having improved binding affinity compared to unmodified nucleosides and to other modified nucleosides, such as 2'- *O*-methyl, *O*-propyl, and *O*-aminopropyl. Oligonucleotides having the 2'-MOE substituent also have been shown to be antisense inhibitors of gene expression with promising features for *in vivo* use (*see, e.g.*, Martin, P., *Helv. Chim. Acta*, 1995, *78*, 486-504; Altmann et al., *Chimia*, 1996, *50*, 168-176; Altmann et al., *Biochem. Soc. Trans.*, 1996, *24*, 630-637; and Altmann et al., *Nucleosides Nucleotides*, 1997, *16*, 917-926).

[0537] As used herein, "2'-modified nucleoside" or "2'-substituted nucleoside" refers to a nucleoside comprising a sugar comprising a substituent at the 2' position of a furanose ring other than H or OH. 2' modified nucleosides include, but are not limited to, nucleosides with non-bridging 2'substituents, such as allyl, amino, azido, thio, O-allyl, O-C_1-C_{10} alkyl, -OCF_3, O-$(CH_2)_2$-O-CH_3, 2'-O$(CH_2)_2SCH_3$, O-$(CH_2)_2$-O-N$(R_m)(R_n)$, or O-CH_2-C(=O)-N$(R_m)(R_n)$, where each R_m and R_n is, independently, H or substituted or unsubstituted C_1-C_{10} alkyl. 2'-modifed nucleosides may further comprise other modifications, for example, at other positions of the sugar and/or at the nucleobase.

[0538] As used herein, "2'-F" refers to modification of the 2' position of the furanosyl sugar ring to comprise a fluoro group.

[0539] As used herein, "2'-OMe" or "2'-OCH_3" or "2'-O-methyl" each refers to modification at the 2' position of the furanosyl sugar ring to comprise a -OCH_3 group.

[0540] As used herein, "oligonucleotide" refers to a compound comprising a plurality of linked nucleosides. In certain embodiments, one or more of the plurality of nucleosides is modified. In certain embodiments, an oligonucleotide comprises one or more ribonucleosides (RNA) and/or deoxyribonucleosides (DNA). Methods for the preparations of modified sugars are well known to those skilled in the art.

[0541] In nucleotides having modified sugar moieties, the nucleobase moieties (natural, modified, or a combination thereof) are maintained for hybridization with an appropriate nucleic acid target.

[0542] In certain embodiments, antisense compounds comprise one or more nucleosides having modified sugar moieties. In certain embodiments, the modified sugar moiety is 2'-MOE.

RNAi Compounds

[0543] In certain embodiments, antisense compounds are interfering RNA compounds (RNAi), which include double-stranded RNA compounds (also referred to as short-interfering RNA or siRNA) and single-stranded RNAi compounds (or ssRNA). Such compounds work at least in part through the RISC pathway to degrade and/or sequester a target nucleic acid (thus, include microRNA/microRNA-mimic compounds). In certain embodiments, antisense compounds comprise modifications that make them particularly suited for such mechanisms.

(i) ssRNA compounds

[0544] In certain embodiments, antisense compounds including those particularly suited for use as single-stranded RNAi compounds (ssRNA) comprise a modified 5'-terminal end. In certain such embodiments, the 5'-terminal end comprises a modified phosphate moiety. In certain embodiments, such modified phosphate is stabilized (e.g., resistant to degradation/cleavage compared to unmodified 5'-phosphate). In certain embodiments, such 5'-terminal nucleosides stabilize the 5'-phosphorous moiety. Certain modified 5'-terminal nucleosides may be found in the art, for example in WO/2011/139702.

[0545] In certain embodiments, the 5'-nucleoside of an ssRNA compound has Formula IIc:

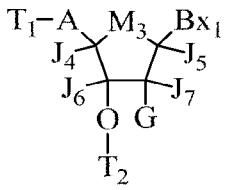

IIc

wherein:

T_1 is an optionally protected phosphorus moiety;

T_2 is an internucleoside linking group linking the compound of Formula IIc to the oligomeric compound;

A has one of the formulas:

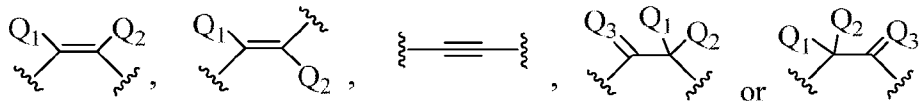

Q_1 and Q_2 are each, independently, H, halogen, C_1-C_6 alkyl, substituted C_1-C_6 alkyl, C_1-C_6 alkoxy, substituted C_1-C_6 alkoxy, C_2-C_6 alkenyl, substituted C_2-C_6 alkenyl, C_2-C_6 alkynyl, substituted C_2-C_6 alkynyl or $N(R_3)(R_4)$;

Q_3 is O, S, $N(R_5)$ or $C(R_6)(R_7)$;

each R_3, R_4 R_5, R_6 and R_7 is, independently, H, C_1-C_6 alkyl, substituted C_1-C_6 alkyl or C_1-C_6 alkoxy;

M_3 is O, S, NR_{14}, $C(R_{15})(R_{16})$, $C(R_{15})(R_{16})C(R_{17})(R_{18})$, $C(R_{15})=C(R_{17})$, $OC(R_{15})(R_{16})$ or $OC(R_{15})(Bx_2)$;

R_{14} is H, C_1-C_6 alkyl, substituted C_1-C_6 alkyl, C_1-C_6 alkoxy, substituted C_1-C_6 alkoxy, C_2-C_6 alkenyl, substituted C_2-C_6 alkenyl, C_2-C_6 alkynyl or substituted C_2-C_6 alkynyl;

R_{15}, R_{16}, R_{17} and R_{18} are each, independently, H, halogen, C_1-C_6 alkyl, substituted C_1-C_6 alkyl, C_1-C_6 alkoxy, substituted C_1-C_6 alkoxy, C_2-C_6 alkenyl, substituted C_2-C_6 alkenyl, C_2-C_6 alkynyl or substituted C_2-C_6 alkynyl;

Bx_1 is a heterocyclic base moiety;

or if Bx_2 is present then Bx_2 is a heterocyclic base moiety and Bx_1 is H, halogen, C_1-C_6 alkyl, substituted C_1-C_6 alkyl, C_1-C_6 alkoxy, substituted C_1-C_6 alkoxy, C_2-C_6 alkenyl, substituted C_2-C_6 alkenyl, C_2-C_6 alkynyl or substituted C_2-C_6 alkynyl;

J_4, J_5, J_6 and J_7 are each, independently, H, halogen, C_1-C_6 alkyl, substituted C_1-C_6 alkyl, C_1-C_6 alkoxy, substituted C_1-C_6 alkoxy, C_2-C_6 alkenyl, substituted C_2-C_6 alkenyl, C_2-C_6 alkynyl or substituted C_2-C_6 alkynyl;

or J_4 forms a bridge with one of J_5 or J_7 wherein said bridge comprises from 1 to 3 linked biradical groups selected from O, S, NR_{19}, $C(R_{20})(R_{21})$, $C(R_{20})=C(R_{21})$, $C[=C(R_{20})(R_{21})]$ and C(=O) and the other two of J_5, J_6 and J_7 are each, independently, H, halogen, C_1-C_6 alkyl, substituted C_1-C_6 alkyl, C_1-C_6 alkoxy, substituted C_1-C_6 alkoxy, C_2-C_6 alkenyl, substituted C_2-C_6 alkenyl, C_2-C_6 alkynyl or substituted C_2-C_6 alkynyl;

each R_{19}, R_{20} and R_{21} is, independently, H, C_1-C_6 alkyl, substituted C_1-C_6 alkyl, C_1-C_6 alkoxy, substituted C_1-C_6 alkoxy, C_2-C_6 alkenyl, substituted C_2-C_6 alkenyl, C_2-C_6 alkynyl or substituted C_2-C_6 alkynyl;

G is H, OH, halogen or $O\text{-}[C(R_8)(R_9)]_n\text{-}[(C=O)_m\text{-}X_1]_j\text{-}Z$;

each R_8 and R_9 is, independently, H, halogen, C_1-C_6 alkyl or substituted C_1-C_6 alkyl;

X_1 is O, S or $N(E_1)$;

Z is H, halogen, C_1-C_6 alkyl, substituted C_1-C_6 alkyl, C_2-C_6 alkenyl, substituted C_2-C_6 alkenyl, C_2-C_6 alkynyl, substituted C_2-C_6 alkynyl or $N(E_2)(E_3)$;

E_1, E_2 and E_3 are each, independently, H, C_1-C_6 alkyl or substituted C_1-C_6 alkyl;

n is from 1 to about 6;

m is 0 or 1;

j is 0 or 1;

each substituted group comprises one or more optionally protected substituent groups independently selected from halogen, OJ_1, $N(J_1)(J_2)$, $=NJ_1$, SJ_1, N_3, CN, $OC(=X_2)J_1$, $OC(=X_2)$-$N(J_1)(J_2)$ and $C(=X_2)N(J_1)(J_2)$;

X_2 is O, S or NJ_3;

each J_1, J_2 and J_3 is, independently, H or C_1-C_6 alkyl;

when j is 1 then Z is other than halogen or $N(E_2)(E_3)$; and

wherein said oligomeric compound comprises from 8 to 40 monomeric subunits and is hybridizable to at least a portion of a target nucleic acid.

[0546] In certain embodiments, M_3 is O, CH=CH, OCH_2 or $OC(H)(Bx_2)$. In certain embodiments, M_3 is O.

[0547] In certain embodiments, J_4, J_5, J_6 and J_7 are each H. In certain embodiments, J_4 forms a bridge with one of J_5 or J_7.

[0548] In certain embodiments, A has one of the formulas:

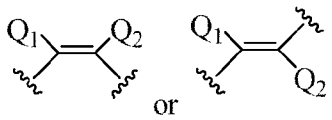

wherein:

Q_1 and Q_2 are each, independently, H, halogen, C_1-C_6 alkyl, substituted C_1-C_6 alkyl, C_1-C_6 alkoxy or substituted C_1-C_6 alkoxy. In certain embodiments, Q_1 and Q_2 are each H. In certain embodiments, Q_1 and Q_2 are each, independently, H or halogen. In certain embodiments, Q_1 and Q_2 is H and the other of Q_1 and Q_2 is F, CH_3 or OCH_3.

[0549] In certain embodiments, T_1 has the formula:

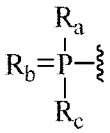

wherein:

R_a and R_c are each, independently, protected hydroxyl, protected thiol, C_1-C_6 alkyl, substituted C_1-C_6 alkyl, C_1-C_6 alkoxy, substituted C_1-C_6 alkoxy, protected amino or substituted amino; and

R_b is O or S. In certain embodiments, R_b is O and R_a and R_c are each, independently, OCH_3, OCH_2CH_3 or $CH(CH_3)_2$.

[0550] In certain embodiments, G is halogen, OCH_3, OCH_2F, $OCHF_2$, OCF_3, OCH_2CH_3, $O(CH_2)_2F$, OCH_2CHF_2, OCH_2CF_3, OCH_2-CH=CH_2, $O(CH_2)_2$-OCH_3, $O(CH_2)_2$-SCH_3, $O(CH_2)_2$-OCF_3, $O(CH_2)_3$-$N(R_{10})(R_{11})$, $O(CH_2)_2$-$ON(R_{10})(R_{11})$, $O(CH_2)_2$-$O(CH_2)_2$-$N(R_{10})(R_{11})$, $OCH_2C(=O)$-$N(R_{10})(R_{11})$, $OCH_2C(=O)$-$N(R_{12})$-$(CH_2)_2$-$N(R_{10})(R_{11})$ or $O(CH_2)_2$-$N(R_{12})$-$C(=NR_{13})[N(R_{10})(R_{11})]$ wherein R_{10}, R_{11}, R_{12} and R_{13} are each, independently, H or C_1-C_6 alkyl. In certain embodiments, G is halogen, OCH_3, OCF_3, OCH_2CH_3, OCH_2CF_3, OCH_2-CH=CH_2, $O(CH_2)_2$-OCH_3, $O(CH_2)_2$-$O(CH_2)_2$-$N(CH_3)_2$, $OCH_2C(=O)$-$N(H)CH_3$, $OCH_2C(=O)$-$N(H)$-$(CH_2)_2$-$N(CH_3)_2$ or OCH_2-N(H)-C(=NH)NH_2. In certain embodiments, G is F, OCH_3 or $O(CH_2)_2$-OCH_3. In certain embodiments, G is $O(CH_2)_2$-OCH_3.

[0551] In certain embodiments, the 5'-terminal nucleoside has Formula IIe:

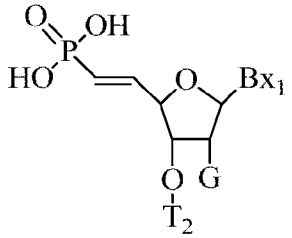

a. IIe

[0552] In certain embodiments, antisense compounds, including those particularly suitable for ssRNA comprise one or more type of modified sugar moieties and/or naturally occurring sugar moieties arranged along an oligonucleotide or region thereof in a defined pattern or sugar modification motif. Such motifs may include any of the sugar modifications discussed herein and/or other known sugar modifications.

[0553] In certain embodiments, the oligonucleotides comprise or consist of a region having uniform sugar modifications. In certain such embodiments, each nucleoside of the region comprises the same RNA-like sugar modification. In certain embodiments, each nucleoside of the region is a 2'-F nucleoside. In certain embodiments, each nucleoside of the region is a 2'-OMe nucleoside. In certain embodiments, each nucleoside of the region is a 2'-MOE nucleoside. In certain embodiments, each nucleoside of the region is a cEt nucleoside. In certain embodiments, each nucleoside of the region is an LNA nucleoside. In certain embodiments, the uniform region constitutes all or essentially all of the oligonucleotide. In certain embodiments, the region constitutes the entire oligonucleotide except for 1-4 terminal nucleosides.

[0554] In certain embodiments, oligonucleotides comprise one or more regions of alternating sugar modifications, wherein the nucleosides alternate between nucleotides having a sugar modification of a first type and nucleotides having a sugar modification of a second type. In

certain embodiments, nucleosides of both types are RNA-like nucleosides. In certain embodiments the alternating nucleosides are selected from: 2'-OMe, 2'-F, 2'-MOE, LNA, and cEt. In certain embodiments, the alternating modificatios are 2'-F and 2'-OMe. Such regions may be contiguous or may be interupted by differently modified nucleosides or conjugated nucleosides.

[0555] In certain embodiments, the alternating region of alternating modifications each consist of a single nucleoside (i.e., the patern is $(AB)_xA_y$ wheren A is a nucleoside having a sugar modification of a first type and B is a nucleoside having a sugar modification of a second type; x is 1-20 and y is 0 or 1). In certan embodiments, one or more alternating regions in an alternating motif includes more than a single nucleoside of a type. For example, oligonucleotides may include one or more regions of any of the following nucleoside motifs:

AABBAA;

ABBABB;

AABAAB;

ABBABAABB;

ABABAA;

AABABAB;

ABABAA;

ABBAABBABABAA;

BABBAABBABABAA; or

ABABBAABBABABAA;

wherein A is a nucleoside of a first type and B is a nucleoside of a second type. In certain embodiments, A and B are each selected from 2'-F, 2'-OMe, BNA, and MOE.

[0556] In certain embodiments, oligonucleotides having such an alternating motif also comprise a modified 5' terminal nucleoside, such as those of formula IIc or IIe.

[0557] In certain embodiments, oligonucleotides comprise a region having a 2-2-3 motif. Such regions comprises the following motif:

$-(A)_2-(B)_x-(A)_2-(C)_y-(A)_3-$

wherein: A is a first type of modifed nucleosde;

B and C, are nucleosides that are differently modified than A, however, B and C may have the same or different modifications as one another;

x and y are from 1 to 15.

[0558] In certain embodiments, A is a 2'-OMe modified nucleoside. In certain embodiments, B and C are both 2'-F modified nucleosides. In certain embodiments, A is a 2'-OMe modified nucleoside and B and C are both 2'-F modified nucleosides.

[0559] In certain embodiments, oligonucleosides have the following sugar motif:

5'- (Q)- $(AB)_xA_y$-$(D)_z$

wherein:

Q is a nucleoside comprising a stabilized phosphate moiety. In certain embodiments, Q is a nucleoside having Formula IIc or IIe;

A is a first type of modifed nucleoside;

B is a second type of modified nucleoside;

D is a modified nucleoside comprising a modification different from the nucleoside adjacent to it. Thus, if y is 0, then D must be differently modified than B and if y is 1, then D must be differently modified than A. In certain embodiments, D differs from both A and B.

X is 5-15;

Y is 0 or 1;

Z is 0-4.

[0560] In certain embodiments, oligonucleosides have the following sugar motif:

5'- (Q)- $(A)_x$-$(D)_z$

wherein:

Q is a nucleoside comprising a stabilized phosphate moiety. In certain embodiments, Q is a nucleoside having Formula IIc or IIe;

A is a first type of modifed nucleoside;

D is a modified nucleoside comprising a modification different from A.

X is 11-30;

Z is 0-4.

[0561] In certain embodiments A, B, C, and D in the above motifs are selected from: 2'-OMe, 2'-F, 2'-MOE, LNA, and cEt. In certain embodiments, D represents terminal nucleosides. In certain embodiments, such terminal nucleosides are not designed to hybridize to the target nucleic acid (though one or more might hybridize by chance). In certiain embodiments, the nucleobase of each D nucleoside is adenine, regardless of the identity of the nucleobase at the corresponding position of the target nucleic acid. In certain embodiments the nucleobase of each D nucleoside is thymine.

[0562] In certain embodiments, antisense compounds, including those particularly suited for use as ssRNA comprise modified internucleoside linkages arranged along the oligonucleotide or region thereof in a defined pattern or modified internucleoside linkage motif. In certain embodiments, oligonucleotides comprise a region having an alternating internucleoside linkage motif. In certain embodiments, oligonucleotides comprise a region of uniformly modified internucleoside linkages. In certain such embodiments, the oligonucleotide comprises a region that is uniformly linked by phosphorothioate internucleoside linkages. In certain embodiments, the oligonucleotide is uniformly linked by phosphorothioate internucleoside linkages. In certain embodiments, each internucleoside linkage of the oligonucleotide is selected from phosphodiester and phosphorothioate. In certain embodiments, each internucleoside linkage of the oligonucleotide is selected from phosphodiester and phosphorothioate and at least one internucleoside linkage is phosphorothioate.

[0563] In certain embodiments, the oligonucleotide comprises at least 6 phosphorothioate internucleoside linkages. In certain embodiments, the oligonucleotide comprises at least 8 phosphorothioate internucleoside linkages. In certain embodiments, the oligonucleotide comprises at least 10 phosphorothioate internucleoside linkages. In certain embodiments, the oligonucleotide comprises at least one block of at least 6 consecutive phosphorothioate internucleoside linkages. In certain embodiments, the oligonucleotide comprises at least one block of at least 8 consecutive phosphorothioate internucleoside linkages. In certain embodiments, the oligonucleotide comprises at least one block of at least 10 consecutive phosphorothioate internucleoside linkages. In certain embodiments, the oligonucleotide comprises at least one block of at least one 12 consecutive phosphorothioate internucleoside linkages. In certain such embodiments, at least one such block is located at the 3' end of the oligonucleotide. In certain such embodiments, at least one such block is located within 3 nucleosides of the 3' end of the oligonucleotide.

[0564] Oligonucleotides having any of the various sugar motifs described herein, may have any linkage motif. For example, the oligonucleotides, including but not limited to those described above, may have a linkage motif selected from non-limiting the table below:

5' most linkage	Central region	3'-region
PS	Alternating PO/PS	6 PS
PS	Alternating PO/PS	7 PS
PS	Alternating PO/PS	8 PS

(ii) siRNA compounds

[0565] In certain embodiments, antisense compounds are double-stranded RNAi compounds (siRNA). In such embodiments, one or both strands may comprise any modification motif described above for ssRNA. In certain embodiments, ssRNA compounds may be unmodified RNA. In certain embodiments, siRNA compounds may comprise unmodified RNA nucleosides, but modified internucleoside linkages.

[0566] Several embodiments relate to double-stranded compositions wherein each strand comprises a motif defined by the location of one or more modified or unmodified nucleosides. In certain embodiments, compositions are provided comprising a first and a second oligomeric compound that are fully or at least partially hybridized to form a duplex region and further comprising a region that is complementary to and hybridizes to a nucleic acid target. It is suitable that such a composition comprise a first oligomeric compound that is an antisense strand having full or partial complementarity to a nucleic acid target and a second oligomeric compound that is a sense strand having one or more regions of complementarity to and forming at least one duplex region with the first oligomeric compound.

[0567] The compositions of several embodiments modulate gene expression by hybridizing to a nucleic acid target resulting in loss of its normal function. In some embodiments, the target nucleic acid is an eRNA. In certain embodiment, the degradation of the targeted eRNA is facilitated by an activated RISC complex that is formed with compositions of the invention.

[0568] Several embodiments are directed to double-stranded compositions wherein one of the strands is useful in, for example, influencing the preferential loading of the opposite strand into the RISC (or cleavage) complex. The compositions are useful for targeting selected nucleic acid molecules and modulating the expression of one or more genes. In some embodiments, the compositions of the present invention hybridize to a portion of a target RNA resulting in loss of normal function of the target RNA.

[0569] Certain embodiments are drawn to double-stranded compositions wherein both the strands comprises a hemimer motif, a fully modified motif, a positionally modified motif or an alternating motif. Each strand of the compositions of the present invention can be modified to fulfill a particular role in for example the siRNA pathway. Using a different motif in each strand or the same motif with different chemical modifications in each strand permits targeting the antisense strand for the RISC complex while inhibiting the incorporation of the sense strand. Within this model, each strand can be independently modified such that it is enhanced for its particular role.

The antisense strand can be modified at the 5'-end to enhance its role in one region of the RISC while the 3'-end can be modified differentially to enhance its role in a different region of the RISC.

[0570] The double-stranded oligonucleotide molecules can be a double-stranded polynucleotide molecule comprising self-complementary sense and antisense regions, wherein the antisense region comprises nucleotide sequence that is complementary to nucleotide sequence in a target nucleic acid molecule or a portion thereof and the sense region having nucleotide sequence corresponding to the target nucleic acid sequence or a portion thereof. The double-stranded oligonucleotide molecules can be assembled from two separate oligonucleotides, where one strand is the sense strand and the other is the antisense strand, wherein the antisense and sense strands are self-complementary (i.e. each strand comprises nucleotide sequence that is complementary to nucleotide sequence in the other strand; such as where the antisense strand and sense strand form a duplex or double-stranded structure, for example wherein the double-stranded region is about 15 to about 30, e.g., about 15, 16, 17, 18, 19, 20, 21, 22, 23, 24, 25, 26, 27, 28, 29 or 30 base pairs; the antisense strand comprises nucleotide sequence that is complementary to nucleotide sequence in a target nucleic acid molecule or a portion thereof and the sense strand comprises nucleotide sequence corresponding to the target nucleic acid sequence or a portion thereof (e.g., about 15 to about 25 or more nucleotides of the double-stranded oligonucleotide molecule are complementary to the target nucleic acid or a portion thereof). Alternatively, the double-stranded oligonucleotide is assembled from a single oligonucleotide, where the self-complementary sense and antisense regions of the siRNA are linked by means of a nucleic acid based or non-nucleic acid-based linker(s).

[0571] The double-stranded oligonucleotide can be a polynucleotide with a duplex, asymmetric duplex, hairpin or asymmetric hairpin secondary structure, having self-complementary sense and antisense regions, wherein the antisense region comprises nucleotide sequence that is complementary to nucleotide sequence in a separate target nucleic acid molecule or a portion thereof and the sense region having nucleotide sequence corresponding to the target nucleic acid sequence or a portion thereof. The double-stranded oligonucleotide can be a circular single-stranded polynucleotide having two or more loop structures and a stem comprising self-complementary sense and antisense regions, wherein the antisense region comprises nucleotide sequence that is complementary to nucleotide sequence in a target nucleic acid molecule or a portion thereof and the sense region having nucleotide sequence corresponding to the target nucleic acid sequence or a portion thereof, and wherein the circular polynucleotide can be

processed either in vivo or in vitro to generate an active siRNA molecule capable of mediating RNAi.

[0572] In certain embodiments, the double-stranded oligonucleotide comprises separate sense and antisense sequences or regions, wherein the sense and antisense regions are covalently linked by nucleotide or non-nucleotide linkers molecules as is known in the art, or are alternately non-covalently linked by ionic interactions, hydrogen bonding, van der waals interactions, hydrophobic interactions, and/or stacking interactions. In certain embodiments, the double-stranded oligonucleotide comprises nucleotide sequence that is complementary to nucleotide sequence of a target gene. In another embodiment, the double-stranded oligonucleotide interacts with nucleotide sequence of a target gene in a manner that causes inhibition of expression of the target gene.

[0573] As used herein, double-stranded oligonucleotides need not be limited to those molecules containing only RNA, but further encompasses chemically modified nucleotides and non-nucleotides. In certain embodiments, the short interfering nucleic acid molecules lack 2'-hydroxy (2'-OH) containing nucleotides. In certain embodiments short interfering nucleic acids optionally do not include any ribonucleotides (e.g., nucleotides having a 2'-OH group). Such double-stranded oligonucleotides that do not require the presence of ribonucleotides within the molecule to support RNAi can however have an attached linker or linkers or other attached or associated groups, moieties, or chains containing one or more nucleotides with 2'-OH groups. Optionally, double-stranded oligonucleotides can comprise ribonucleotides at about 5, 10, 20, 30, 40, or 50% of the nucleotide positions. As used herein, the term siRNA is meant to be equivalent to other terms used to describe nucleic acid molecules that are capable of mediating sequence specific RNAi, for example short interfering RNA (siRNA), double-stranded RNA (dsRNA), micro-RNA (miRNA), short hairpin RNA (shRNA), short interfering oligonucleotide, short interfering nucleic acid, short interfering modified oligonucleotide, chemically modified siRNA, post-transcriptional gene silencing RNA (ptgsRNA), and others. In addition, as used herein, the term RNAi is meant to be equivalent to other terms used to describe sequence specific RNA interference, such as post transcriptional gene silencing, translational inhibition, or epigenetics. For example, double-stranded oligonucleotides can be used to epigenetically silence genes at both the post-transcriptional level and the pre-transcriptional level. In a non-limiting example, epigenetic regulation of gene expression by siRNA molecules of the invention can result from siRNA mediated modification of chromatin structure or methylation pattern to alter gene expression (see, for example, Verdel et al., 2004, Science, 303, 672-676; Pal-Bhadra et al., 2004,

Science, 303, 669-672; Allshire, 2002, Science, 297, 1818-1819; Volpe et al., 2002, Science, 297, 1833-1837; Jenuwein, 2002, Science, 297, 2215-2218; and Hall et al., 2002, Science, 297, 2232-2237).

[0574] It is contemplated that compounds and compositions of several embodiments provided herein can target eRNAs by a dsRNA-mediated gene silencing or RNAi mechanism, including, e.g., "hairpin" or stem-loop double-stranded RNA effector molecules in which a single RNA strand with self-complementary sequences is capable of assuming a double-stranded conformation, or duplex dsRNA effector molecules comprising two separate strands of RNA. In various embodiments, the dsRNA consists entirely of ribonucleotides or consists of a mixture of ribonucleotides and deoxynucleotides, such as the RNA/DNA hybrids disclosed, for example, by WO 00/63364, filed Apr. 19, 2000, or U.S. Ser. No. 60/130,377, filed Apr. 21, 1999. The dsRNA or dsRNA effector molecule may be a single molecule with a region of self-complementarity such that nucleotides in one segment of the molecule base pair with nucleotides in another segment of the molecule. In various embodiments, a dsRNA that consists of a single molecule consists entirely of ribonucleotides or includes a region of ribonucleotides that is complementary to a region of deoxyribonucleotides. Alternatively, the dsRNA may include two different strands that have a region of complementarity to each other.

[0575] In various embodiments, both strands consist entirely of ribonucleotides, one strand consists entirely of ribonucleotides and one strand consists entirely of deoxyribonucleotides, or one or both strands contain a mixture of ribonucleotides and deoxyribonucleotides. In certain embodiments, the regions of complementarity are at least 70, 80, 90, 95, 98, or 100% complementary to each other and to a target nucleic acid sequence. In certain embodiments, the region of the dsRNA that is present in a double-stranded conformation includes at least 19, 20, 21, 22, 23, 24, 25, 26, 27, 28, 29, 30, 50, 75,100, 200, 500, 1000, 2000 or 5000 nucleotides or includes all of the nucleotides in a cDNA or other target nucleic acid sequence being represented in the dsRNA. In some embodiments, the dsRNA does not contain any single stranded regions, such as single stranded ends, or the dsRNA is a hairpin. In other embodiments, the dsRNA has one or more single stranded regions or overhangs. In certain embodiments, RNA/DNA hybrids include a DNA strand or region that is an antisense strand or region (e.g, has at least 70, 80, 90, 95, 98, or 100% complementarity to a target nucleic acid) and an RNA strand or region that is a sense strand or region (e.g, has at least 70, 80, 90, 95, 98, or 100% identity to a target nucleic acid), and vice versa.

[0576] In various embodiments, the RNA/DNA hybrid is made in vitro using enzymatic or chemical synthetic methods such as those described herein or those described in WO 00/63364, filed Apr. 19, 2000, or U.S. Ser. No. 60/130,377, filed Apr. 21, 1999. In other embodiments, a DNA strand synthesized in vitro is complexed with an RNA strand made in vivo or in vitro before, after, or concurrent with the transformation of the DNA strand into the cell. In yet other embodiments, the dsRNA is a single circular nucleic acid containing a sense and an antisense region, or the dsRNA includes a circular nucleic acid and either a second circular nucleic acid or a linear nucleic acid (see, for example, WO 00/63364, filed Apr. 19, 2000, or U.S. Ser. No. 60/130,377, filed Apr. 21, 1999.) Exemplary circular nucleic acids include lariat structures in which the free 5' phosphoryl group of a nucleotide becomes linked to the 2' hydroxyl group of another nucleotide in a loop back fashion.

[0577] In other embodiments, the dsRNA includes one or more modified nucleotides in which the 2' position in the sugar contains a halogen (such as fluorine group) or contains an alkoxy group (such as a methoxy group) which increases the half-life of the dsRNA in vitro or in vivo compared to the corresponding dsRNA in which the corresponding 2' position contains a hydrogen or an hydroxyl group. In yet other embodiments, the dsRNA includes one or more linkages between adjacent nucleotides other than a naturally-occurring phosphodiester linkage. Examples of such linkages include phosphoramide, phosphorothioate, and phosphorodithioate linkages. The dsRNAs may also be chemically modified nucleic acid molecules as Taught in U.S. Pat. No. 6,673,661. In other embodiments, the dsRNA contains one or two capped strands, as disclosed, for example, by WO 00/63364, filed Apr. 19, 2000, or U.S. Ser. No. 60/130,377, filed Apr. 21, 1999.

[0578] In other embodiments, the dsRNA can be any of the at least partially dsRNA molecules disclosed in WO 00/63364, as well as any of the dsRNA molecules described in U.S. Provisional Application 60/399,998; and U.S. Provisional Application 60/419,532, and PCT/US2003/033466, the teaching of which is hereby incorporated by reference. Any of the dsRNAs may be expressed in vitro or in vivo using the methods described herein or standard methods, such as those described in WO 00/63364.

Occupancy

[0579] In certain embodiments, antisense compounds are not expected to result in cleavage or the target nucleic acid via RNase H or to result in cleavage or sequestration through the RISC pathway. In certain such embodiments, antisense activity may result from occupancy,

wherein the presence of the hybridized antisense compound disrupts the activity of the target nucleic acid. In certain such embodiments, the antisense compound may be uniformly modified or may comprise a mix of modifications and/or modified and unmodified nucleosides.

[0580] In certain embodiments, antisense oligonucleotides do not activate RNAse H. In several aspects, antisense oligonucleotides that do not activate RNAse H are complementary to a nucleic acid sequence encoding Tau and disrupts the splicing of the nucleic acid encoding Tau to reduce the 4R:3R Tau ratio.

[0581] The antisense oligonucleotide of several embodiments may disrupt the splicing of the nucleic acid encoding Tau to reduce the 4R:3R Tau ratio. The splicing process is a series of reactions, mediated by splicing factors, which is carried out on RNA after transcription but before translation, in which the intron(s) are removed, and the exons joined together sequentially so that the protein may be translated. Each intron is defined by a 5' splice site, a 3' splice site, and a branch point situated there between. An antisense oligonucleotide may block these splice elements when the oligonucleotide either fully or partially overlaps the element, or binds to the pre-mRNA at a position sufficiently close to the element to disrupt the binding and function of the splicing factors which would ordinarily mediate the particular splicing reaction which occurs at that element. The antisense oligonucleotide may block a variety of different splice elements to carry out certain embodiments. For instance, the antisense oligonucleotide may block a mutated element, a cryptic element, or a native element; it may block a 5' splice site, a 3' splice site, or a branch point.

[0582] Methods of making antisense oligonucleotides which do not activate RNase H are known in the art. See, e.g., U.S. Pat. No. 5,149,797 incorporated herein by reference. Such antisense oligonucleotides may contain one or more structural modification which sterically hinders or prevents binding of RNase H to a duplex molecule comprising the oligonucleotide, but does not substantially hinder or disrupt duplex formation. Antisense oligonucleotides that do not activate RNAse H may include oligonucleotides wherein at least one, two or more of the internucleotide bridging phosphate residues are modified phosphates, such as methyl phosphonates, methyl phosphonothioates, phosphoromorpholidates, phosphoropiperazidates and phosphoramidates. For instance, every other one of the internucleotide bridging phosphate residues may be a modified phosphate, contain a 2' loweralkyl moiety (e.g., C1-C4, linear or branched, saturated or unsaturated alkyl, such as methyl, ethyl, ethenyl, propyl, 1-propenyl, 2-propenyl, and isopropyl) or a combination thereof. In preferred embodiments, the antisense oligonucleotide of the invention that does not activate RNAse H, and disrupts the splicing of the

nucleic acid encoding Tau to reduce the 4R:3R Tau ratio is a 2'-O-(2-methoxyethyl) (MOE)-modified antisense oligonucleotide.

[0583] Other methods of modifying an oligonucleotide to hinder binding of RNAse H may be found in P. Furdon et al., Nucleic Acids Res. 17, 9193-9204 (1989); S. Agrawal et al., Proc. Natl. Acad. Sci. USA 87, 1401-1405 (1990); C. Baker et al., Nucleic Acids Res. 18, 3537-3543 (1990); B. Sproat et al., Nucleic Acids Res. 17, 3373-3386 (1989); R. Walder and J. Walder, Proc. Natl. Acad. Sci. USA 85,5011-5015 (1988) the disclosures of all of which are incorporated herein, in their entirety, by reference.

Compositions and Methods for Formulating Pharmaceutical Compositions

[0584] Antisense oligonucleotides may be admixed with pharmaceutically acceptable active or inert substances for the preparation of pharmaceutical compositions or formulations. Compositions and methods for the formulation of pharmaceutical compositions are dependent upon a number of criteria, including, but not limited to, route of administration, extent of disease, or dose to be administered.

[0585] An antisense compound targeted to a Tau nucleic acid can be utilized in pharmaceutical compositions by combining the antisense compound with a suitable pharmaceutically acceptable diluent or carrier. A pharmaceutically acceptable diluent includes phosphate-buffered saline (PBS). PBS is a diluent suitable for use in compositions to be delivered parenterally. Accordingly, in one embodiment, employed in the methods described herein is a pharmaceutical composition comprising an antisense compound targeted to a Tau nucleic acid and a pharmaceutically acceptable diluent. In certain embodiments, the pharmaceutically acceptable diluent is PBS. In certain embodiments, the antisense compound is an antisense oligonucleotide.

[0586] Pharmaceutical compositions comprising antisense compounds encompass any pharmaceutically acceptable salts, esters, or salts of such esters, or any other oligonucleotide which, upon administration to an animal, including a human, is capable of providing (directly or indirectly) the biologically active metabolite or residue thereof. Accordingly, for example, the disclosure is also drawn to pharmaceutically acceptable salts of antisense compounds, prodrugs, pharmaceutically acceptable salts of such prodrugs, and other bioequivalents. Suitable pharmaceutically acceptable salts include, but are not limited to, sodium and potassium salts. A prodrug can include the incorporation of additional nucleosides at one or both ends of an

antisense compound which are cleaved by endogenous nucleases within the body, to form the active antisense compound.

[0587] In certain embodiments, an antisense oligonucleotide can include a physiologically and pharmaceutically acceptable salts thereof: i.e., salts that retain the desired biological activity of the parent compound and do not impart undesired toxicological effects thereto. Examples of such salts are (a) salts formed with cations such as sodium, potassium, NH4+, magnesium, calcium, polyamines such as spermine and spermidine, etc.; (b) acid addition salts formed with inorganic acids, for example hydrochloric acid, hydrobromic acid, sulfuric acid, phosphoric acid, nitric acid and the like; (c) salts formed with organic acids such as, for example, acetic acid, oxalic acid, tartaric acid, succinic acid, maleic acid, fumaric acid, gluconic acid, citric acid, malic acid, ascorbic acid, benzoic acid, tannic acid, palmitic acid, alginic acid, polyglutamic acid, naphthalenesulfonic acid, methanesulfonic acid, p-toluenesulfonic acid, naphthalenedisulfonic acid, polygalacturonic acid, and the like; and (d) salts formed from elemental anions such as chlorine, bromine, and iodine.

Administration

[0588] Antisense oligonucleotides of certain embodiments may be administered to a subject by several different means. For instance, oligonucleotides may generally be administered parenterally, intraperitoneally, intravascularly, or intrapulmonarily in dosage unit formulations containing conventional nontoxic pharmaceutically acceptable carriers, adjuvants, and vehicles as desired. In a preferred embodiment, the oligonucleotide may be administered parenterally.

[0589] The term parenteral as used herein includes subcutaneous, intravenous, intramuscular, intrathecal, or intrasternal injection, or infusion techniques. Formulation of pharmaceutical compositions is discussed in, for example, Hoover, John E., Remington's Pharmaceutical Sciences, Mack Publishing Co., Easton,

[0590] Pa. (1975), and Liberman, H. A. and Lachman, L., Eds., Pharmaceutical Dosage Forms, Marcel Decker, New York, NY. (1980).

[0591] Injectable preparations, for example, sterile injectable aqueous or oleaginous suspensions, may be formulated according to the known art using suitable dispersing or wetting agents and suspending agents. The sterile injectable preparation may also be a sterile injectable solution or suspension in a nontoxic parenterally acceptable diluent or solvent. Among the acceptable vehicles and solvents that may be employed are water, Ringer's solution, and isotonic sodium chloride solution. In addition, sterile, fixed oils are conventionally employed as a

solvent or suspending medium. For this purpose, any bland fixed oil may be employed, including synthetic mono- or diglycerides. In addition, fatty acids such as oleic acid are useful in the preparation of injectables. Dimethyl acetamide, surfactants including ionic and non-ionic detergents, and polyethylene glycols can be used. Mixtures of solvents and wetting agents such as those discussed above are also useful.

[0592] Delivery methods are preferably those that are effective to circumvent the blood-brain barrier and are effective to deliver agents to the central nervous system. For example, delivery methods may include the use of nanoparticles. The particles may be of any suitable structure, such as unilamellar or plurilamellar, so long as the antisense oligonucleotide is contained therein.

[0593] Positively charged lipids such as N-[1-(2,3-dioleoyloxi)propyl)-N, N,N-trimethylamoniummethylsulfate, or "DOTAP," are particularly preferred for such particles and vesicles. The preparation of such lipid particles is well known in the art. See, e.q., U.S. Pat. Nos. 4,880,635 to Janoff et al.; 4,906,477 to Kurono et al.: 4,911,928 to Wallach; 4,917,951 to Wallach; 4,920,016 to Allen et al.: 4,921,757 to Wheatley et al.; etc.

[0594] In one embodiment, the compounds provided herein may be administered in a bolus directly into the central nervous system. The compounds provided herein may be administered to the subject in a bolus once, or multiple times. In some preferred embodiments, the compounds provided herein may be administered once. In other preferred embodiments, the compounds provided herein may be administered multiple times. When administered multiple times, the compounds provided herein may be administered at regular intervals or at intervals that may vary during the treatment of a subject. In some embodiments, the compounds provided herein may be administered multiple times at intervals that may vary during the treatment of a subject. In some embodiments, the compounds provided herein may be administered multiple times at regular intervals.

[0595] In another preferred embodiment, the compounds provided herein may be administered by continuous infusion into the central nervous system. Non-limiting examples of methods that may be used to deliver the compounds provided herein into the central nervous system by continuous infusion may include pumps, wafers, gels, foams and fibrin clots. In a preferred embodiment, the compounds provided herein may be delivered into the central nervous system by continuous infusion using an osmotic pump. An osmotic mini pump contains a high-osmolality chamber that surrounds a flexible, yet impermeable, reservoir filled with the targeted delivery composition-containing vehicle. Subsequent to the subcutaneous implantation of this

minipump, extracellular fluid enters through an outer semi-permeable membrane into the high-osmolality chamber, thereby compressing the reservoir to release the targeted delivery composition at a controlled, pre-determined rate. The targeted delivery composition, released from the pump, may be directed via a catheter to a stereotaxically placed cannula for infusion into the cerebroventricular space. In certain embodiments, the compounds provided herein may be delivered into the central nervous system by continuous infusion using a pump as described in the Examples.

[0596] In another preferred embodiment, the compounds provided herein may be delivered into the central nervous system by intrathecal administration. A catheter may be placed in the intrathecal lumbar space of the animal. The proximal end of the catheter may be attached to a dosing pedestal that may extend through the skin. In further embodiments, the compounds provided herein may be administered as a bolus injection. In other embodiments, the compounds provided herein may be administered as a continuous infusion.

Conjugated Antisense compounds

[0597] Antisense compounds may be covalently linked to one or more moieties or conjugates which enhance the activity, cellular distribution or cellular uptake of the resulting antisense oligonucleotides. Typical conjugate groups include cholesterol moieties and lipid moieties. Additional conjugate groups include carbohydrates, phospholipids, biotin, phenazine, folate, phenanthridine, anthraquinone, acridine, fluoresceins, rhodamines, coumarins, and dyes.

[0598] Antisense compounds can also be modified to have one or more stabilizing groups that are generally attached to one or both termini of antisense compounds to enhance properties such as, for example, nuclease stability. Included in stabilizing groups are cap structures. These terminal modifications protect the antisense compound having terminal nucleic acid from exonuclease degradation, and can help in delivery and/or localization within a cell. The cap can be present at the 5'-terminus (5'-cap), or at the 3'-terminus (3'-cap), or can be present on both termini. Cap structures are well known in the art and include, for example, inverted deoxy abasic caps. Further 3' and 5'-stabilizing groups that can be used to cap one or both ends of an antisense compound to impart nuclease stability include those disclosed in WO 03/004602 published on January 16, 2003.

Cell culture and antisense compounds treatment

[0599] The effects of antisense compounds on the level, activity or expression of Tau nucleic acids can be tested *in vitro* in a variety of cell types. Cell types used for such analyses are available from commerical vendors (*e.g.* American Type Culture Collection, Manassus, VA; Zen-Bio, Inc., Research Triangle Park, NC; Clonetics Corporation, Walkersville, MD) and are cultured according to the vendor's instructions using commercially available reagents (e.g. Invitrogen Life Technologies, Carlsbad, CA). Illustrative cell types include, but are not limited to, SH-SY5Y and A172.

In vitro testing of antisense oligonucleotides

[0600] Described herein are methods for treatment of cells with antisense oligonucleotides, which can be modified appropriately for treatment with other antisense compounds.

[0601] Cells may be treated with antisense oligonucleotides when the cells reach approximately 60-80% confluency in culture.

[0602] One reagent commonly used to introduce antisense oligonucleotides into cultured cells includes the cationic lipid transfection reagent LIPOFECTIN (Invitrogen, Carlsbad, CA). Antisense oligonucleotides may be mixed with LIPOFECTIN in OPTI-MEM 1 (Invitrogen, Carlsbad, CA) to achieve the desired final concentration of antisense oligonucleotide and a LIPOFECTIN concentration that may range from 2 to 12 ug/mL per 100 nM antisense oligonucleotide.

[0603] Another reagent used to introduce antisense oligonucleotides into cultured cells includes LIPOFECTAMINE (Invitrogen, Carlsbad, CA). Antisense oligonucleotide is mixed with LIPOFECTAMINE in OPTI-MEM 1 reduced serum medium (Invitrogen, Carlsbad, CA) to achieve the desired concentration of antisense oligonucleotide and a LIPOFECTAMINE concentration that may range from 2 to 12 ug/mL per 100 nM antisense oligonucleotide.

[0604] Another technique used to introduce antisense oligonucleotides into cultured cells includes electroporation.

[0605] Cells are treated with antisense oligonucleotides by routine methods. Cells may be harvested 16-24 hours after antisense oligonucleotide treatment, at which time RNA or protein levels of target nucleic acids are measured by methods known in the art and described herein. In general, when treatments are performed in multiple replicates, the data are presented as the average of the replicate treatments.

[0606] The concentration of antisense oligonucleotide used varies from cell line to cell line. Methods to determine the optimal antisense oligonucleotide concentration for a particular cell line are well known in the art. Antisense oligonucleotides are typically used at concentrations ranging from 1 nM to 300 nM when transfected with LIPOFECTAMINE. Antisense oligonucleotides are used at higher concentrations ranging from 625 to 20,000 nM when transfected using electroporation.

RNA Isolation

[0607] RNA analysis can be performed on total cellular RNA or poly(A)+ mRNA. Methods of RNA isolation are well known in the art. RNA is prepared using methods well known in the art, for example, using the TRIZOL Reagent (Invitrogen, Carlsbad, CA) according to the manufacturer's recommended protocols.

Analysis of inhibition of target levels or expression

[0608] Inhibition of levels or expression of a Tau nucleic acid can be assayed in a variety of ways known in the art. For example, target nucleic acid levels can be quantitated by, e.g., Northern blot analysis, competitive polymerase chain reaction (PCR), or quantitaive real-time PCR. RNA analysis can be performed on total cellular RNA or poly(A)+ mRNA. Methods of RNA isolation are well known in the art. Northern blot analysis is also routine in the art. Quantitative real-time PCR can be conveniently accomplished using the commercially available ABI PRISM 7600, 7700, or 7900 Sequence Detection System, available from PE-Applied Biosystems, Foster City, CA and used according to manufacturer's instructions.

Quantitative Real-Time PCR Analysis of Target RNA Levels

[0609] Quantitation of target RNA levels may be accomplished by quantitative real-time PCR using the ABI PRISM 7600, 7700, or 7900 Sequence Detection System (PE-Applied Biosystems, Foster City, CA) according to manufacturer's instructions. Methods of quantitative real-time PCR are well known in the art.

[0610] Prior to real-time PCR, the isolated RNA is subjected to a reverse transcriptase (RT) reaction, which produces complementary DNA (cDNA) that is then used as the substrate for the real-time PCR amplification. The RT and real-time PCR reactions are performed sequentially in the same sample well. RT and real-time PCR reagents may be obtained from Invitrogen

(Carlsbad, CA). RT real-time-PCR reactions are carried out by methods well known to those skilled in the art.

[0611] Gene (or RNA) target quantities obtained by real time PCR are normalized using either the expression level of a gene whose expression is constant, such as cyclophilin A, or by quantifying total RNA using RIBOGREEN (Invitrogen, Inc. Carlsbad, CA). Cyclophilin A expression is quantified by real time PCR, by being run simultaneously with the target, multiplexing, or separately. Total RNA is quantified using RIBOGREEN RNA quantification reagent (Invitrogen, Inc. Eugene, OR). Methods of RNA quantification by RIBOGREEN are Taught in Jones, L.J., et al, (Analytical Biochemistry, 1998, 265, 368-374). A CYTOFLUOR 4000 instrument (PE Applied Biosystems) is used to measure RIBOGREEN fluorescence.

[0612] Probes and primers are designed to hybridize to a Tau nucleic acid. Methods for designing real-time PCR probes and primers are well known in the art, and may include the use of software such as PRIMER EXPRESS Software (Applied Biosystems, Foster City, CA).

Quantitative Real-Time PCR Analysis of Target DNA Levels

[0613] Quantitation of target DNA levels may be accomplished by quantitative real-time PCR using the ABI PRISM 7600, 7700, or 7900 Sequence Detection System (PE-Applied Biosystems, Foster City, CA) according to manufacturer's instructions. Methods of quantitative real-time PCR are well known in the art.

[0614] Gene (or DNA) target quantities obtained by real time PCR are normalized using either the expression level of a gene whose expression is constant, such as cyclophilin A, or by quantifying total DNA using RIBOGREEN (Invitrogen, Inc. Carlsbad, CA). Cyclophilin A expression is quantified by real time PCR, by being run simultaneously with the target, multiplexing, or separately. Total DNA is quantified using RIBOGREEN RNA quantification reagent (Invitrogen, Inc. Eugene, OR). Methods of DNA quantification by RIBOGREEN are Taught in Jones, L.J., et al, (Analytical Biochemistry, 1998, 265, 368-374). A CYTOFLUOR 4000 instrument (PE Applied Biosystems) is used to measure RIBOGREEN fluorescence.

[0615] Probes and primers are designed to hybridize to a Tau nucleic acid. Methods for designing real-time PCR probes and primers are well known in the art, and may include the use of software such as PRIMER EXPRESS Software (Applied Biosystems, Foster City, CA).

Analysis of Protein Levels

[0616] Antisense inhibition of Tau nucleic acids can be assessed by measuring Tau protein levels. Protein levels of Tau can be evaluated or quantitated in a variety of ways well known in the art, such as immunoprecipitation, Western blot analysis (immunoblotting), enzyme-linked immunosorbent assay (ELISA), quantitative protein assays, protein activity assays (for example, caspase activity assays), immunohistochemistry, immunocytochemistry or fluorescence-activated cell sorting (FACS). Antibodies directed to a target can be identified and obtained from a variety of sources, or can be prepared via conventional monoclonal or polyclonal antibody generation methods well known in the art.

In vivo testing of antisense compounds

[0617] Antisense compounds, for example, antisense oligonucleotides, are tested in animals to assess their ability to inhibit expression of Tau and produce phenotypic changes. Testing may be performed in non-transgenic animals, or in experimental disease models. For administration to animals, antisense oligonucleotides are formulated in a pharmaceutically acceptable diluent, such as phosphate-buffered saline. Administration includes parenteral routes of administration, such as intraperitoneal, intravenous, subcutaneous, intrathecal, and intracerebroventricular. Calculation of antisense oligonucleotide dosage and dosing frequency is within the abilities of those skilled in the art, and depends upon factors such as route of administration and animal body weight. Following a period of treatment with antisense oligonucleotides, RNA is isolated from brain tissue and changes in Tau nucleic acid expression are measured. Changes in Tau DNA levels are also measured. Changes in Tau protein levels are also measured. Changes in Tau splicing are also measured.

Tau splicing

[0618] Certain embodiments provided herein relate to differential splicing in tau. Accordingly, several embodiments provide methods of treating a tau associated disease by lowering tau or altering the splicing of a nucleic acid encoding tau. Tau is a protein found in multiple tissues, but is particularly abundant in axons of neurons. The primary function of tau is to bind to and stabilize microtubules, which are important structural components of the cytoskeleton involved in mitosis, cytokinesis and vesicular transport. In humans, there are six isoforms of tau that are generated by alternative splicing of exons 2, 3, and 10. Splicing of exons

2 and 3 at the N-terminus of the protein leads to inclusion of zero, one or two 29 amino acid, acidic domains and is termed 0N, 1 N, or 2N tau respectively. Inclusion of exon 10 at the C-terminus leads to inclusion of the microtubule binding domain encoded by exon 10. Since there are 3 mictrotubule binding domains elsewhere in tau, this tau isoform (with exon 10 included) is termed 4R tau, where R refers to the number of repeats of microtubule binding domains. Tau without exon 10 is termed 3R tau. In healthy subjects, the ratio of 3R:4R tau is developmentally regulated, with fetal tissues expressing exclusively 3R tau and adult human tissues expressing approximately equal levels of 3R/4R tau. Deviations from the normal ratio of 3R:4R tau are characteristic of neurodegenerative syndromes such as FTD tauopathies. In essence, the method decreases the 4R:3R tau ratio in the central nervous system of the subject.

[0619] The 4R:3R tau ratio in the central nervous system of the subject may be normal, low or high. As used herein, a "normal 4R:3R tau ratio" in the central nervous system signifies a 4R:3R tau ratio in the central nervous system that is substantially the same as the 4R:3R tau ratio in the central nervous system of a subject from the same species and of approximately the same age not suffering from a neurodegenerative disease. In some embodiments, the method decreases the normal 4R:3R tau ratio in the central nervous system of a subject. In other embodiments, the method decreases a low 4R:3R tau ratio in the central nervous system of a subject.

[0620] In certain embodiments, the method decreases a high 4R:3R tau ratio in the central nervous system of a subject. In certain embodiments, the method decreases a high 4R:3R tau ratio caused by a defect in splicing of the nucleic acid encoding tau in the subject. Defects in splicing of the nucleic acid encoding tau in the subject may be caused, for instance, by genetic mutations altering the splicing of the nucleic acid encoding tau and leading to a high 4R:3R tau ratio. A mutation may be either a substitution mutation or a deletion mutation which creates a new, aberrant, splice element. Non-limiting examples of genetic mutations that may alter the splicing of the nucleic acid encoding tau and lead to a high 4R:3R tau ratio may include N279K, P301S, *LI280,* L284L, N296H, N296N, LI296N, P301 S, G303V, E10+11, E1 0+12, E1 0+13, E+1 0+14 and E10+16, and E10+19. Certain embodiments relate to a method of decreasing the 4R:3R tau ratio in the central nervous system of a subject by lowering expression of tau or altering the splicing of a nucleic acid encoding tau administering an antisense compound to the subject.

Certain Indications

[0621] In certain embodiments, provided herein are methods of treating an individual comprising administering one or more pharmaceutical compositions described herein. In certain embodiments, the individual has a neurodegenerative disease. In certain embodiments, the individual is at risk for developing a neurodegenerative disease, including, but not limited to, Alzheimer's Disease, Fronto-temporal Dementia (FTD), FTDP-17, Progressive Supranuclear Palsy (PSP), Chronic Traumatic Encephalopathy (CTE), Corticobasal Ganglionic Degeneration (CBD), Epilepsy, and Dravet's Syndrome. In certain embodiments, the individual has been identified as having a Tau associated disease. In certain embodiments, provided herein are methods for prophylactically reducing Tau expression in an individual. In certain embodiments, provided herein are methods for prophylactically modulating Tau splicing in an individual. Certain embodiments include treating an individual in need thereof by administering to an individual a therapeutically effective amount of an antisense compound targeted to a Tau nucleic acid.

[0622] In certain embodiments, administration of a therapeutically effective amount of an antisense compound targeted to a Tau nucleic acid is accompanied by monitoring of Tau levels and Tau isoform in an individual, to determine an individual's response to administration of the antisense compound. An individual's response to administration of the antisense compound may be used by a physician to determine the amount and duration of therapeutic intervention.

[0623] In certain embodiments, administration of an antisense compound targeted to a Tau nucleic acid results in reduction of Tau expression by at least 15, 20, 25, 30, 35, 40, 45, 50, 55, 60, 65, 70, 75, 80, 85, 90, 95 or 99%, or a range defined by any two of these values. In certain embodiments, administration of an antisense compound targeted to a Tau nucleic acid results in reduction of the 4R isoform of Tau expression by at least 15, 20, 25, 30, 35, 40, 45, 50, 55, 60, 65, 70, 75, 80, 85, 90, 95 or 99%, or a range defined by any two of these values. In certain embodiments, administration of an antisense compound targeted to a Tau nucleic acid results in reduced memory loss, reduced anxiety, improved motor function in an animal, and/or reduced incidence or severity of seizures. In certain embodiments, administration of a Tau antisense results in reduced memory loss, reduced anxiety, improved motor function; and/or reduced incidence or severity of seizures by at least 15, 20, 25, 30, 35, 40, 45, 50, 55, 60, 65, 70, 75, 80, 85, 90, 95 or 99%, or a range defined by any two of these values.

[0624] In certain embodiments, pharmaceutical compositions comprising an antisense compound targeted to Tau are used for the preparation of a medicament for treating a patient suffering or susceptible to a neurodegenerative disease including Alzheimer's Disease, Fronto-

temporal Dementia (FTD), FTDP-17, Progressive Supranuclear Palsy (PSP), Chronic Traumatic Encephalopathy (CTE), Corticobasal Ganglionic Degeneration (CBD), Epilepsy, and Dravet's Syndrome.

Certain Splicing Compounds

[0625] In certain embodiments, splicing compounds are useful for treating neurodegenerative syndromes. In certain embodiments, such splicing compounds promote the exclusion of exon 10, resulting in shifting tau isoform from 4R Tau (which is associated with neurodegenerative syndrome) to 3R Tau. In certain embodiments, such splicing compounds are antisense oligonucleotides wherein each nucleoside comprises a high affinity modification. In certain embodiments, the splicing compound is complementary to a human Tau genetic sequence. In certain embodiments, the splicing compound is complementary to SEQ ID NO: 1 (GENBANK Accession No. NT_010783.14 truncated from nucleotides 2624000 to 2761000).

[0626] Certain splicing compounds for use in the claimed methods are described hereinbelow in the examples and include ISIS 415883, ISIS 415885, ISIS 415887, ISIS 549595, ISIS 549617, ISIS 549619, and ISIS 549620.

[0627] ISIS 415883 is 20 nucleobases in length having the sequence (5' to 3') TCTTATTAATTATCTGCACC (SEQ ID NO: 12) and each nucleoside comprises a 2'-MOE modification. Each internucleoside linkage is a phosphorothioate linkage and all cytosine residues are 5-methylcytosines.

[0628] ISIS 415885 is 20 nucleobases in length having the sequence (5' to 3') CCAGCTTCTTATTAATTATC (SEQ ID NO: 13) and each nucleoside comprises a 2'-MOE modification. Each internucleoside linkage is a phosphorothioate linkage and all cytosine residues are 5-methylcytosines.

[0629] ISIS 415887 is 20 nucleobases in length having the sequence (5' to 3') TAAGATCCAGCTTCTTATTA (SEQ ID NO: 14) and each nucleoside comprises a 2'-MOE modification. Each internucleoside linkage is a phosphorothioate linkage and all cytosine residues are 5-methylcytosines.

[0630] ISIS 549595 is 18 nucleobases in length having the sequence (5' to 3') GGACGTGTGAAGGTACTC (SEQ ID NO: 15) and each nucleoside comprises a 2'-MOE modification. Each internucleoside linkage is a phosphorothioate linkage and all cytosine residues are 5-methylcytosines.

[0631] ISIS 549617 is 18 nucleobases in length having the sequence (5' to 3') GCCCAAGAAGGATTTATT (SEQ ID NO: 16) and each nucleoside comprises a 2'-MOE modification. Each internucleoside linkage is a phosphorothioate linkage and all cytosine residues are 5-methylcytosines.

[0632] ISIS 549619 is 18 nucleobases in length having the sequence (5' to 3') TCCTGAGAGCCCAAGAAG (SEQ ID NO: 17) and each nucleoside comprises a 2'-MOE modification. Each internucleoside linkage is a phosphorothioate linkage and all cytosine residues are 5-methylcytosines.

[0633] ISIS 549620 is 18 nucleobases in length having the sequence (5' to 3') CAGATCCTGAGAGCCCAA (SEQ ID NO: 18) and each nucleoside comprises a 2'-MOE modification. Each internucleoside linkage is a phosphorothioate linkage and all cytosine residues are 5-methylcytosines.

Certain Comparator Compounds

[0634] In certain embodiments, splicing compounds described herein are compared to certain comparator compounds. In certain embodiments, the splicing compounds described herein perform better than comparator compounds in terms of *in vitro* or *in vivo* efficacy, potency, or tolerability. In certain embodiments, the comparator compound is complementary to a human Tau genetic sequence. In certain embodiments, the splicing compound is complementary to SEQ ID NO: 1 (GENBANK Accession No. NT_010783.14 truncated from nucleotides 2624000 to 2761000).

[0635] Certain comparator compounds are described hereinbelow in the examples and include ISIS 617782 and ISIS 617781.

[0636] ISIS 617782 is 21 nucleosides in length having the sequence (5' to 3') TGAAGGTACTCACACTGCCGC (SEQ ID NO: 19) and each nucleoside comprises a 2'-OCH_3 modification. Each internucleoside linkage is a phosphorothioate linkage and all cytosine residues are 5-methylcytosines.

[0637] ISIS 617781 is 18 nucleosides in length having the sequence (5' to 3') TATCTGCACCTTTGGTAG (SEQ ID NO: 20) and each nucleoside comprises a 2'-OCH_3 modification. Each internucleoside linkage is a phosphorothioate linkage and all cytosine residues are 5-methylcytosines.

[0638] As described hereinbelow, ISIS 415883 achieved an IC50 of 0.65 nM in a 6 point dose response curve (0, 0.1, 0.3, 1, 3, 10, or 30 nM) in cultured A172 cells transfected using

Lipofectamine2000®, whereas ISIS 617781 achieved an IC50 of 20.25 nM. Human Tau primer probe set 10_11 was used. Thus, ISIS 415883 is more potent than the comparator compound ISIS 617781. See Example 8 hereinbelow.

[0639] As described hereinbelow, ISIS 549595, ISIS 549617, ISIS 549619, and ISIS 549620 achieved 20%, 31.8%, 41.7%, and 35.6% (respectively) Tau exon 10 mRNA expression relative to untreated control levels in cultured A172 cells transfected using Lipofectamine2000® with 5 nM oligonucleotide using human Tau primer probe set 10_11. ISIS 617781 achieved 65% Tau exon 10 mRNA expression relative to untreated control levels in cultured A172 cells transfected using Lipofectamine2000® with 10nM oligonucleotide using human Tau primer probe set 10_11. Therefore, ISIS 549595, ISIS 549617, ISIS 549619, and ISIS 549620 are more efficacious than comparator compound ISIS 617781 even when ISIS 617781 is administered at 2x the dose of ISIS 549595, ISIS 549617, ISIS 549619, and ISIS 549620. See Examples 8 and 9 hereinbelow.

[0640] As described hereinbelow, ISIS 549595, ISIS 549619, ISIS 549620 achieved 26%, 42%, and 35% (respectively) Tau exon 10 mRNA expression relative to untreated control levels in cultured A172 cells transfected using Lipofectamine2000® with 5 nM oligonucleotide using human Tau primer probe set 9_10 R5. ISIS 617782 achieved 55% Tau exon 10 mRNA expression relative to untreated control levels in cultured A172 cells transfected using Lipofectamine2000® with 3nM and 34% Tau exon 10 mRNA expression relative to untreated control levels in cultured A172 cells transfected using Lipofectamine2000® with 10nM oligonucleotide using human Tau primer probe set 9_10 R5. See Examples 8 and 10 hereinbelow.

EXAMPLE

Non-limiting disclosure and incorporation by reference

[0641] While certain compounds, compositions and methods described herein have been described with specificity in accordance with certain embodiments, the following examples serve only to illustrate the compounds described herein and are not intended to limit the same. Each of the references recited in the present application is incorporated herein by reference in its entirety.

EXAMPLE SET 1

[0642] The following examples illustrate various iterations of the invention.

Introduction to Examples 1-7

[0643] Accumulation of proteinaceous aggregates is one of the defining hallmarks of neurodegenerative diseases. How these proteins cause disease and how they are subsequently cleared has remained an enigma. Tau, a microtubule binding protein, is one such aggregated protein found in multiple neurodegenerative syndromes including Frontotemporal dementia (FTD), Alzheimer's disease (AD), Progressive Supranuclear Palsy, and Corticobasalganglionic Degeneration. Understanding tau mediated neurodegeneration may lead to important therapeutic strategies for these disorders. Studies in the examples below focus on how to prevent the behavioral effects and pathological abnormalities in mouse models of dementia by decreasing tau levels and by changing the ratio of two different tau isoforms, 3R and 4R tau.

[0644] The primary function of tau is to bind to and stabilize microtubules, which are important structural components of the cytoskeleton involved in mitosis, cytokinesis and vesicular transport. Tau is found in multiple tissues, but is particularly abundant in axons of neurons. In humans, there are six isoforms of tau that are generated by alternative splicing of exons 2, 3, and 10. Splicing of exons 2 and 3 at the N-terminus of the protein leads to inclusion of zero, one or two 29 amino acid, acidic domains and is termed 0N, 1N, or 2N tau respectively. The influence of these domains on tau function is not clear. Inclusion of exon 10 at the C-terminus leads to inclusion of the microtubule binding domain encoded by exon 10. Since there are 3 mictrotubule binding domains elsewhere in tau, this tau isoform (with exon 10 included) is termed 4R tau, where R refers to the number of repeats of microtubule binding domains. (Figure 1). Tau without exon 10 is termed 3R tau. Since more microtubule binding domains (4R compared with 3R) probably increases the binding to microtubules, 4R tau presumably changes the microtubule binding characteristics. The ratio of 3R/4R tau is developmentally regulated, with fetal tissues expressing almost exclusively 3R tau and adult human tissues expressing approximately equal levels of 3R/4R tau. Deviations from the normal ratio of 3R/4R tau are characteristic of neurodegenerative FTD tauopathies. It is not known how changing the 3R/4R tau ratio at a later stage in the adult animal will affect tau pathogenesis.

[0645] Serine-threonine directed phosphorylation regulates the microtubule binding ability of tau. Phosphorylation promotes detachment of tau from microtubules. Other post translational modifications of tau have been described; however the significance of these is

unclear. Phosphorylation of tau is also developmentally regulated with higher phosphorylation in fetal tissues and much lower phosphorylation in the adult. One characteristic of neurodegenerative disorders is aberrantly increased tau phosphorylation.

[0646] The microtubule network is involved in many important processes within the cell including structural integrity needed for maintaining morphology of cells and operating transport machinery. Since binding of tau to microtubules stabilizes microtubules, tau is likely to be a key mediator of some of these processes and disruption of normal tau in neurodegenerative diseases may disrupt some of these key cellular processes. Given the data suggesting an important role for tau in normal cellular processes, it is surprising that the tau knockout animals do not have an obvious phenotype.

[0647] One of the early indicators that tau may be important in neurodegenerative syndromes was the recognition that tau is a key component of neurofibrillary tangles in Alzheimer's disease. Along with amyloid beta containing plaques, neurofibrillary tangles are a hallmark of Alzheimer's disease and correlate significantly with cognitive impairment. 95% of tau accumulations in AD are found in neuronal processes and is termed neuritic dystrophy. The process(es) whereby this microtubule associated protein becomes disengaged from microtubules and forms accumulations of proteins and how this relates to neuronal toxicity is not well understood. Recent experiments suggest that tau may be a key mediator of amyloid beta induced toxicity. Tau knockout animals are protected from amyloid beta induced toxicity. The animals do develop amyloid beta plaques, but do not develop the behavioral phenotype typical of transgenic amyloid-3 depositing mice. Given the developmental regulation of tau isoforms and the adult onset of AD, it is important to understand whether decreasing levels of tau in the adult animal will provide neuroprotection as suggested by this experiment where tau is deleted developmentally as well as in the adult. Measuring the effect of decreasing levels of tau on neurodegeneration in Alzheimer's mice and FTD model mice is another central question of the examples below. Data from late onset Alzheimer's disease patients suggest that among patients with Alzheimer's disease increased CSF tau may lead to earlier age of onset, implying that tau is not only a component of the pathology of Alzheimer's disease, but may directly influence the course of disease. This reinforces the possibility that decreasing tau levels in patients may slow the course of Alzheimer's disease patients.

[0648] Neuronal tau inclusions are a pathological characteristic of not only Alzheimer's disease, but also a subset of Frontotemporal dementia (FTD), PSP, and CBD. The link between tau and neurodegeneration was solidified by the discovery that mutations in the tau gene cause a

subset of FTD. These genetic data have also highlighted the importance of the 3R:4R ratio of tau. Many of the tau mutations that cause FTD lead to a change in tau splicing which leads to preferential inclusion of exon 10, and thus to increased 4R tau. The overall tau levels are normal. Whether the tau isoform change or the amino acid change or both cause neurodegeneration remains unknown. Recent data suggest that PSP may also be associated with an increased 4R:3R tau ratio and thus may be amenable to a similar splicing strategy.

[0649] To help understand the influence of tau ratios on neurodegeneration, a mouse model based on one of the splicing tau mutations (N279K) has been generated using a minigene that includes the tau promoter and the flanking intronic sequences of exon 10. As in humans, these mice demonstrate increased levels of 4R tau compared with transgenics expressing WT tau and develop behavioral and motor abnormalities as well as accumulations of aggregated tau in the brain and spinal cord. Very interestingly, additional transgenic lines in which N279K mutation was driven by a CMV promoter were also generated. These CMV-N279K animals have exclusively 4R tau at both fetal and adult stages and do not develop any disease. Therefore it is unlikely that N279K toxicity arises from the N279K amino acid change since CMV-N279K mice have the same mutation. Similarly, expression of increased 4R alone presumably does not cause disease since the CMV-N279K mice express equal levels of 4R tau, but do not develop disease. Rather, these data suggest that tau pathogenesis depends on the shift away from the normal 4R:3R ratio and/or the tau promoter itself. A critical unaddressed question is whether decreasing the 4R:3R ratios in the adult animals will prevent neurodegeneration.

[0650] Antisense oligonucleotides are used to achieve tau knockdown and to modulate tau splicing. The inventors have pioneered the use of antisense oligonucleotides in the central nervous system. Although the oligos do not cross the blood brain barrier, this issue is solved by infusing the oligos directly into the cerebral spinal fluid (CSF) that circulates throughout the brain and the spinal cord. Direct CSF infusion of oligos is done using an osmotic pump (Alzet pump) connected via plastic tubing to a catheter implanted in the right lateral ventricle, the space within the brain filled with cerebral spinal fluid (Figure 2). The pump delivers drug at a constant rate into the ventricle. Previous data from the inventors demonstrate a widespread distribution of oligos throughout the brain and spinal cord of both rat and Rhesus monkey, target specificity, and neuroprotection in an animal model of ALS based on expression of mutant SOD1G93A. Surprisingly, the antisense oligos penetrate deeply and evenly into the brain parenchyma targeting all regions of the brain.

[0651] Typical antisense oligos are designed to decrease gene expression by activating RNAse H, thus cleaving the target mRNA to which the oligo binds. Oligos may also be designed not to activate RNAse H, but to bind to introns or exon/intron boundaries and promote inclusion or exclusion of a particular exon. This strategy has been successful in mice for SMN, the gene whose absence causes spinal muscular atrophy. A similar strategy to promote exclusion of exon 10 and thus decrease the 4R to 3R tau ratio is described below. Decreasing the abnormal 4R:3R tau ratio may be sufficient to decrease the behavioral deficits and the pathological changes in the tau N279K mice, even though the tau protein sequence remains abnormal.

Example 1. Mouse tau knockdown *in vitro*.

[0652] Antisense oligonucleotides that decrease levels of tau mRNA in tissue culture have been identified. 80 antisense oligos designed to decrease mouse tau levels were screened by transfection into a murine cell line (Figure 3A). From these results, 10 antisense oligos were judged to have relative good activity in this assay. These 10 oligos were tested in a dose response curve in a murine cell line (Figure 3B). Nine of 10 oligos were active in this assay, demonstrating >80% decrease in tau mRNA compared with non-transfected controls. Two different scrambled oligos caused 15% knockdown at the highest dose and no effect on tau mRNA levels at lower doses.

[0653] Certain active oligos (i.e., oligonucleotides) in this assay, demonstrating >80% decrease in tau mRNA compared with non-transfected controls were taken forward in additional studies.

Example 2. Mouse tau knockdown *in vivo*. (Effect of antisense inhibition of murine Tau by systemic administration in a murine model)

[0654] Antisense oligonucleotides from the study described above were selected for testing in vivo. The antisense oligonucleotides were designed as 5-10-5 MOE gapmers, and are 20 nucleosides in length, wherein the central gap segment is comprised of ten 2'-deoxynucleosides and is flanked on both sides (in the 5' and 3' directions) by wings comprising 5 nucleosides each. Each nucleoside in the 5' wing segment and each nucleoside in the 3' wing segment as a 2'-MOE modification. The internucleoside linkages throughout the gapmer are phosphorothioate (P=S) linkages. All cytosine residues throughout he gapmer are 5-methylcytosines.

[0655] From the above *in vitro* study (Figure 3), 5 oligos were selected to test *in vivo*. First, the oligos were tested by intraperitoneal delivery of 37.5 mg/kg three times per week x 3 weeks. After 3 weeks, a piece of liver and a sample of blood were collected. The blood was used to test for generic toxicity by measuring "liver enzymes", which are proteins found in the liver that are detectable in serum. In the setting of liver toxicity, these enzymes (ALT and AST) are increased. Liver enzymes were changed less than 2 fold indicating that these oligos are not likely to be toxic.

[0656] mRNA was isolated from liver and mouse Tau mRNA levels were measured by QPCR using GAPDH as a control. Three of the oligos (#2, 4, 5) decreased tau mRNA levels by about 50%, but there was substantial variability in the results, which is partly attributed to low abundance of tau mRNA in the liver samples (data not shown).

Example: Effect of antisense inhibition of Tau by direct hippocampal administration

[0657] As a further test of the oligos, oligos 2, 4, 5 were screened by direct hippocampal injection. Saline, or a scrambled oligo, or 50 µg of antisense oligonucleotide was infused by stereotactic injection into the right hippocampus of a 60 day old non-transgenic mouse. After one week, mice were euthanized and the area surrounding the injection was isolated and used to prepare mRNA. Mouse tau mRNA levels were decreased > 75% in all tau antisense oligo injected hippocampi (Figure 4A).

Example: Effect of antisense inhibition of Tau by intraventricular administration

[0658] Since the treatment paradigm for modulating behavior in the transgenic amyloid-3 depositing mice will involve treatment of the entire brain using intraventricular injection of antisense oligonucleotides, the most active antisense oligo (Tau 5, Figure 4A) was next tested by intraventricular injection.

<u>Study 1</u>

[0659] Saline or tau #5 was infused into the right lateral ventricle (of 8 week old C57BL6 mice) at 100 µg/day using an indwelling catheter connected to an Alzet osmotic pump buried in a subcutaneous pocket on the back of the animal (as described in Figure 2). After 30 days, animals were euthanized and mRNA was prepared from a section of right frontal cortex. Tau mRNA levels were analyzed by QPCR. Using GAPDH as a normalizer, the knockdown of tau

mRNA was about 95% in the animals treated with antisense oligonucleotide (Figure 4B). Tau protein was also clearly decreased by Tau5 antisense oligonucleotide (Figure 4C).

Study 2

[0660] Efficacy of lower doses of the Tau5 oligo (i.e., oligonucleotide) was also tested.

[0661] The current dose of 100µg/day was tolerated well without any evidence of toxicity. Efficacy of lower doses of the tau5 oligo (i.e., oligonucleotide) were also tested using 25, 50 and 100µg/day with the Alzet pump system. Four to five 8 week old non-transgenic BL6 mice per group were used. The lowest dose tested (25µg/day) was still effective at knocking down relative brain tau levels (Figure5).

Study 3

[0662] In addition, the half life of tau5 oligo after intraventricular infusion with the Alzet pump was also tested. Intraventricular infusions using 8 weeks old non-transgenic BL6 mice were as described above, using 3-6 mice per group. Tau5 oligo was infused at 25 and 50µg/day for 1 month. Brains were then collected immediately after infusion, or 1 month, and 3 months after infusion. Brain tau levels were still significantly lower 12 weeks after infusion (Figure 6).

Example: Duration of action of Tau#5 ASO by intraventricular administration

[0663] To further characterize tau knockdown using antisense oligos, tau5 oligo was used to test duration of onset after injection of the oligo into mice (Figure 7). In short, a 50µg hippocampal bolus was injected (1 µl of 50µg/µl solution was infused at 0.2µl/min for 5 minutes) into 12 week old C57BL6 mice, brains were collected at 25 hours, 48 hours, and 72 hours post-injection (+/- 2 hours). Four pieces of brain were collected –Right RNA, Right protein, Left RNA, Left protein (Figure 7A). The right RNA and Right Protein pieces were used for qRT-PCR (Figure 7B) and Western blot analysis (Figure 7C), respectively. Tau mRNA levels significantly drop even after only 24 hours post bolus and continue to drop at 48 and 72 hours (Figure 7B). Tau protein levels do not appear to decrease by the 24 and 48 hour time points by Western blot (Figure 7C), suggesting that there is a lag between the mRNA knockdown and protein knockdown of tau. However, by 72 hours the protein levels begin to decrease such that by 1 week there is a significant decrease in tau protein levels (Figure 7C).

Example 3. Changing human tau splicing.

[0664] Saline or splicing oligos (i.e., "splicing oligo 1" also ISIS 415883, "splicing oligo 2" also ISIS 415885, and "splicing oligo 3" also ISIS 415887) which dramatically shifted the tau isoforms from mainly 4R with some 3R tau to mostly 3R tau with some 4R tau in an in vitro study, and designed to specifically decrease 4R tau levels, were infused into the hippocampus by stereotactic injection into htau mice that express full length human tau. Mice were euthanized after one week and brain parenchyma was examined for human 4R tau mRNA and for human 3R tau mRNA by QPCR (Figure 9). The oligos clearly decrease 4R tau levels. They also appear to increase 3R levels. These data demonstrate the oligos are active *in vivo*.

[0665] The effect of tau415883 on 4R tau was also tested after intraventricular infusion with the Alzet pump was also tested. Intraventricular infusions using 14 week old non-transgenic BL6 mice were as described above, using 11-12 mice per group. Tau415883 oligo was infused at 50µg/day for 28 days. Relative brain 4R tau levels were significantly lower (Figure 8).

[0666] A similar experiment was performed using a month intraventricular infusion (Figure 10).

Example 4. PTZ induced seizures.

Example: Effect antisense inhibition of tau on PTZ induced seizures

[0667] Seizures were induced and quantified in various mice using pentelenetetrazoll (PTZ). The mice are videotaped for 15 minutes and scored later in a blinded fashion. The final stage reached is recorded. In short, 50mg/kg PTZ was injected ip into mTau-/-, and mTau+/- mice. mTau+/+ mice were used as control. Mice deficient for mTau were more resistant to PTZ induced seizures (Figure 11A and 11B).

[0668] Seizures were also induced and measured in mice treated with a tau knockdown oligo or a tau splicing oligos (also ISIS 415883). In short 3 month old C57/BL6 males were dosed for 28 days with 25µg/day of oligo. The pumps were removed, and the animals were allowed to sit for 3 weeks post-pump removal before seizure induction. Seizures were induced using 55mg/kg of PTZ using ip injection. The mice are videotaped for 15 minutes and scored later in a blinded fashion. The results show that the knockdown and the splicing oligos were capable of protecting mice against PTZ induced seizures (Figure 12A and 12B).

Example 5. Effect of knockdown and splicing oligonucleotides on weight gain in N297K mice.

[0669] N279K mice treated with vehicle, a scrambled oligonucleotide, a human tau knockdown oligonucleotide, a human tau splicing oligonucleotide (i.e., ISIS 415883) and nonTg saline. The results show that mice treated with the human tau knockdown oligonucleotide, the human tau splicing oligonucleotide and nonTg saline gained significantly more weight than mice treated with vehicle alone (Figure 13).

Example 6. Reversing splicing deficit in N279K Tauopathy mice by decreasing 4R tau levels.

[0670] Decreasing 4R tau levels in adult N279K exon 10 mutation mice may improve behavioral and pathological phenotype in these mice. Tau N279K mice are based on one of the tau mutations which causes aberrant splicing of tau, by promoting inclusion of exon 10. Inclusion of exon 10 leads to increased 4R compared with 3R tau, without affecting overall levels of tau. The mice typically develop motor and cognitive behavioral abnormalities at 6 months including deficits on rotarod and on water maze. These deficits are worse at 12 months. As is typical of a variety of tau models, approximately 25% of these animals develop severe motor weakness and die before the rest of the cohort (on average at 45 weeks old). The percentage of animals with this profound motor deficit may be measured in each group and these animals may not be included in other behavioral tests. Brain pathological changes are mild at 6 months and prominent at 1 year. The changes include increased tau and phosphotau staining in neurons and astrocytes, and increased caspase 3 activation. Pathology also included positive Gallyas silver staining in neurons, a stain that detects abnormal filaments such as those composed of aggregated tau as well as Fluorojade B positive staining, indicative of degenerating neuronal cells.

[0671] The goal of the treatment is to decrease the 4R:3R ratio in the N279K mice, which is increased by the N279K mutation and which causes preferential inclusion of exon 10. As has been demonstrated *in vivo* (**Figure 9**), Tau splicing oligos that decrease the inclusion of Exon 10 and thus decrease the 4R:3R tau ratio may be used. Antisense oligos that alter splicing, a control oligo, or saline may be infused into the right lateral ventricle of N279K mice, at 3 months of age. Since pathology starts at 6 months of age, 3 months was chosen to be presymptomatic. The control groups are animals treated with saline alone or a control oligo. Both may be compared to animals treated with an oligo that decreases 4R:3R ratios. Each of the groups may be compared with non-transgenic, untreated mice.

[0672] The three groups of N279K mice (saline, oligo control, 4R:3R tau splicing oligo) and a group of non-transgenic mice without pumps may be examined at ages 6 months and 12 months for behavioral analysis. Including the non-transgenic mice in the behavioral studies may document that the N279K mice animals do indeed develop behavioral deficits and help understand to what degree treatment is able to prevent behavioral abnormalities. In terms of the statistical comparisons and treatment effect in the N279K mice, the important comparison may be the saline and oligo control compared to the 4R:3R tau splicing oligo. Mice that develop acute motor weakness (25% expected) may be determined to be dead when they are no longer able to right themselves after being placed on their backs for 30 seconds. There is no primary analysis planned for these animals, though tissues may be retained for any possible future analyses and the number of animals with this phenotype in each group may be scored. In conjunction with the Washington University Behavioral Core, for animals that do not develop overt weakness, radial arm Morris water maze may be analyzed at 6 months and 12 months. Rotarod performance may also be analyzed. At 1 year of age, mice may be euthanized. Just prior to euthanasia, CSF may be collected. Brains may then be collected. The left half of the brain may be fixed with 10% formalin, cyroprotected with sucrose and sectioned for immunocytochemistry of tau, phosphotau, and activated Caspase 3. Gallyas staining and fluorojade staining may also be performed. The right half of the brain may be used for biochemical analyses. Total tau mRNA and protein levels, and 4R:3R ratios may be analyzed.

[0673] Given the preliminary data described in the examples above, reversing the splicing deficit in the N279K mice with antisense oligos is likely. Previous data suggest that pathogenesis arises from the change in the ratio of 3R to 4R tau rather than the absolute levels or the missense variant in the 4R containing protein. This is evidenced by tau mice with the N279K minigene construct driven by the CMV promoter. These animals have increased levels of 4R tau both fetally and in the adult animal. However, they do not develop any tau pathology or behavioral abnormalities. Thus it is the tau promoter itself and/or the switch to increased 4R:3R that appears to be important for disease. These experiments may address an important question regarding whether changing tau ratios in the adult animal may be beneficial.

Example: Effect of antisense oligonucleotide treatment on human tau splicing in N279K tauopathy mice

[0674] The effect of ASOs (i.e., antisense oligonucleotides) on tau splicing was tested in vivo. N279K tauopathy mice (Dawson, H.N. et al., Neurosci. 27:9155-9168, 2007)

were used in this assay. Tau N279K mice are based on one of the tau mutations which causes aberrant splicing of tau by promoting inclusion of exon 10. Inclusion of exon 10 leads to increased 4R compared to 3R, without affecting overall levels of tau. The effect of ASOs in the splicing of exon 10 and the resulting 4R:3R ratio in these mice was evaluated.

Study 1

[0675] Transgenic mice were infused with PBS or 60 µg/day ASO (i.e., ISIS 549595, ISIS 549617, ISIS 549619, and ISIS 549620) for 28 days. Mice were sacrificed on the 29th day, and cortical tissue around the cannula was collected and examined for human 4R tau mRNA and for human 3R tau mRNA by QPCR (Figure 20). Treatment with ASO decreased 4R tau levels and increased 3R levels.

Example 7. Modulating tau levels in mice with Alzheimer's disease-like pathology.

[0676] For an amyloid precursor protein (APP) transgenic model the J20 line (**Table 1**) may be used, which expresses an hAPP minigene with the Swedish (K670M/N671L) and Indiana (V717F) familial Alzheimer's disease (AD) mutations under control of the PDGF promoter. Behavioral deficits in the J20 line Alzheimer's mice typically occur at 4-7 months and include deficits in the Morris water and exploration of a new environment. In addition, about 15% of the animals die early (by 6-8 months) for unclear reasons, but perhaps related to seizures. The death typically occurs in an animal that otherwise appeared well the previous day and is presumably secondary to an acute event. J20 line APP mice with one or both copies of mouse tau deleted are protected from amyloid beta induced toxicity as evidenced by better performance on the Morris water maze, open field exploration, and a normal lifespan in all the animals. Amyloid plaque deposition occurs in only a few J20 animals at 2-4 months, 50% at 6 months, and nearly 100% by 8-10 months. Tau deletion does not affect amyloid plaque levels in the J20 line.

[0677] J20 line Alzheimer's mice at age 3 months old may be treated with Tau 5 oligo, an antisense oligonucleotide that clearly decreases mouse tau mRNA and protein (Figure 4). There may be two control groups, one may be treated with saline and another with a scrambled antisense oligonucleotide control. Since behavioral deficits become apparent between 4 and 7 months of age, and since the J20 line does not have amyloid beta accumulation at 2-4 months, 3 months was chosen as presymptomatic. Treatment may consist of placement of an intraventricular catheter connected to an osmotic pump filled with oligo or saline.

[0678] Each litter of animals may be divided into male and female groups. Males and females may then be equally and randomly assigned to a treatment paradigm. Following surgeries, cage cards indicating treatment group may be replaced with animal number assignments such that the technician following the mice may be blinded to the treatment strategy.

[0679] The three groups of J20 APP mice (saline, oligo control, antisense oligo against tau) and a group of non-transgenic mice may be examined at ages 6 months and 12 months for cognitive function on water maze, y maze, and the exploration of new environment. Including the non-transgenic mice in the behavioral studies may document that the J20 APP animals do indeed develop behavioral deficits and help understand to what degree treatment is able to prevent behavioral abnormalities. In terms of the statistical comparisons and treatment effect in the J20 APP mice, the important comparison may be the saline and oligo control compared to the antisense oligo against tau. These behavioral studies may be performed in conjunction with the Animal Behavioral Core at Washington University run by Dr. David Wozniak. This core is open to all Washington University investigators, is located within an animal facility, and has a wide array of experience with behavioral measures (hopecenter.wustl.edu/cores/animalBehavior). At one year of age animals may be euthanized. Immediately before euthanasia, cerebral spinal fluid may be drawn. Brains may then be collected. The left half of the brain may be fixed with 10% formalin, cyroprotected with sucrose and sectioned for immunocytochemistry of amyloid beta from the genu of the corpus callosum through the caudal extent of the hippocampus. The percent surface area covered by immunoreactive amyloid beta deposits (percent A13 load) as identified with a rabbit pan A13 antibody may be quantified following stereological principles as described. The right half of the brain may be used for biochemical analyses. It may be confirmed that Amyloid beta levels are not changed, including CSF amyloid beta, and that tau mRNA and protein levels are indeed decreased in the treated animals using tissue homogenate. The J20 APP do recapitulate some aspects of Alzheimer's disease, including amyloid beta deposition and cognitive changes. However, they do not develop tau pathology. Thus tau pathological examinations may not be performed for this set of experiments although tissue may be retained for potential analysis of this or any other measures suggested by future work in the field.

[0680] It is expected that decreasing overall tau levels in adult APP transgenic mice may protect the mice from amyloid 13 induced toxicity.

Methods for Examples 1-7.

Screening and identifying effective antisense oligonucleotides.

[0681] The overall goal is to identify one or two antisense oligos with potent efficacy and no toxicity that may be used in the subsequent studies. Though this initial work is labor intensive and time consuming, identifying the best oligo in these initial studies will be essential for successfully completing the interesting treatment part of this project using transgenic mice. The antisense oligonucleotides are produced by Isis Pharmaceuticals, Inc. The oligonucletotides used are 20-mer phosphorothioate, 2'-O-(2-methoxyethyl) (MOE)-modified antisense oligonucleotides.

[0682] *Step 1.) In vitro screen:* Approximately 80 oligonucleotides are typically screened *in vitro* in cultured cells. This process typically identifies 8-10 oligos that show good efficacy and could be used for *in vivo* knockdown.

[0683] *Step 2.) Brain and spinal cord screen:* Prior experience has demonstrated that these antisense oligos will not reach the brain and the spinal cord following delivery in the periphery (intraperitoneal, subcutaneous, or venous), presumably because the oligos do not cross the blood brain barrier. Because the oligos do not cross the blood brain barrier,the antisense oligos need to be delivered directly to the brain. Two methods are used to screen oligos in the brain. The first is a direct brain parenchymal injection. This is an excellent method for screening oligos because the technique is straightforward, does not require insertion of a pump, and leads to reproducible oligo effects after 1 week. This technique addresses the question of whether the oligo is active in the brain.

[0684] The second method for screening is intraventricular delivery through an osmotic pump for 1 month. This leads to more widespread delivery as would be required for treatment of an animal model. Cerebral spinal fluid bathes the brain and spinal cord and thus serves as a drug delivery system to the entire brain and spinal cord. To deliver drugs to the cerebral spinal fluid, a catheter is placed in the lateral ventricle. To access the lateral ventricle, a small hole is drilled in the skull (using a stereotaxic apparatus) and a catheter which is connected to an osmotic pump (Alzet) is inserted . The continuous infusion into the right lateral ventricle delivers drug to the cerebral spinal fluid, which is then widely distributed throughout the brain and spinal cord. The typical dose is 100 μg/day for 28 days, and may be optimized for individual oligos. The osmotic pump lasts for 30 days, but can be replaced with a new pump by making a small incision in the

skin, disconnecting the plastic tubing, reconnecting to a new pump and then resuturing the skin. These catheters have been maintained for more than 9 months. Mice tolerate this procedure well.

Tolerability of Antisense Oligonucleotides:

[0685] Part of the screen in brain involves an assessment of the tolerability of the oligo. One concern with this technology that is often raised is the toxicity associated with many first generation antisense oligonucleotides. Use of the new "second generation" oligos has demonstrated decreased toxicities for the following reasons. First, oligo chemistry has greatly improved over the past decade. The current "second generation" oligos include modifications to increase potency and decrease immune stimulation. Second, there is now better understanding of the biology causing some immune reactions to oligos. Phosphorothioate oligodeoxynucleotides, such as those used here are well recognized to activate cells of the immune system predominantly through interaction with Toll-like receptor 9 (TLR-9), although there are TLR-9 independent pathways as well. Avoiding certain particularly immunogenic sequence motifs and the current chemistries helps to minimize this immune stimulation. Third, careful attention paid to choosing the most potent oligos, minimizes toxicity by using smaller doses. 25-50 fold less oligo is now used to produce the same effects achieved with earlier chemistries. Fourth, the current set of oligos is produced with minimal impurities and no measurable endotoxin, which were a likely source of earlier oligo related toxicities.

[0686] Despite these reassurances, the best measure of toxicity of a particular oligo for these animal studies is observation of the animal. Animals are observed behaviorally for any signs of abnormalities and weighed weekly. Loss of weight would be considered a sign of toxicity. Signs of weakness, decreased mobility, infection, and ruffed coat are monitored. This toxicity screen also involves a brain survey for inflammation including H&E, and astroglial/microglial stains. Thus far both the tau knockdown and tau splicing oligos used in these studies have been well tolerated. In addition, the exact same oligo chemistry has been well tolerated in the periphery (subcutaneous injection) by greater than 500 patients in clinical trials.

Mice

[0687] Mice used in these studies and planned studies are detailed in **Table 1**.

Table 1

Mouse Line	Transgene	Promoter	Behavorial Changes	Pathology	Experimental
N279K	Human tau minigene containing Exon 10 and flanking intronic sequence	Human Tau	Deficits in radial arm water maze and rotarod at 6 months. 25% develops ever motor weakness by 6 months.	Accumulation of tau, phosphotau in neurons, astrocytes. Present at 6 months, worse at 12 months.	N279K mutation leads to increased 4R compared to 3R tau. Does decreasing 4R:3R tau ratio in adult mice improve behavior/pathology?
J20 APP	hAPP minigene with Swedish (K670M/N671L) and Indiana (V717F) familial AD mutations	PDGF	Deficits on Morris water maze, y maze, exploration of new environment at 4-7 months. 15% premature death for unclear reasons by 6-8 months.	Amyloid beta deposition. No obvious tau pathology	Does decreasing mouse tau in adult mice improve behavior/pathology?

EXAMPLE SET 2

Example 6: Evaluation of wide-spread tau knockdown in vivo with antisense oligonucleotides

[0688] To evaluate tau knockdown in different brain regions using antisense oligos, tau#5 oligo was used in C57/Bl6 mice (Figure 14). A map of the brain regions is provided in Figure 27.

[0689] C57/Bl6 mice were administered 25 µg/day tau#5 or PBS by intraventricular infusion with the Alzet pump for 28 days. Pumps were then removed and the mice were allowed to rest for an additional 14days. Brains were then collected. Sections of brain were collected for RNA analysis using qRT-PCR.

[0690] Tau mRNA levels significantly decreased in all sections of the brain examined (Figure 14).

Example 7: Effect of antisense inhibition of Tau in P301S mice

[0691] The effect of treatment with ASOs# 6, 9, 12, and 13 was evaluated in P301S mice. P301S mice develop filamentous tau lesions at 6 months of age that progressively result in hippocampal and entorhinal cortical atrophy by 9-12 months of age (Yoshiyama, Y. et al., Neuron 53: 337-351, 2007).

[0692] Groups of P301S mice were infused with PBS or 100 µg of antisense oligonucleotide into the right lateral ventricle by the Alzet pump for 14 days. The pumps were then removed and mice were allowed to rest for 14 days. The mice were euthanized and tissues were collected and used to prepare mRNA.

[0693] Human tau levels and mouse tau mRNA levels were measured and were found to be decreased (Figures 15 and 16). Relative GFAP expression was also measured as a measure of toxicity (Figure 17).

Example 10: Effect antisense inhibition of tau on treating seizures induced by pentelenetetrazoll (PTZ) was evaluated.

[0694] Groups of 3 month old C57/BL6 males were infused for 28 days with the Alzet pump at 25 µg/day of ASO. The pumps were removed, and the animals were rested for 3 weeks post-pump removal. Seizures were induced using 55 mg/kg of PTZ by intraperitoneal injection. The mice are videotaped for 15 minutes and scored later in a blinded fashion.

[0695] The results show that the knockdown and the splicing oligos (i.e., ISIS 415883) were capable of protection mice against PTZ induced seizures (Figure 12).

EXAMPLE SET 3

Example 1: In vitro dose-dependent inhibition of Tau in human SH-SY5Y cells with gapmer antisense oligonucleotides

[0696] Antisense oligonucleotides (ASO A and ASO B) were designed targeting a Tau nucleic acid (SEQ ID NO: 1) and were tested for their effects on Tau mRNA *in vitro*. The chimeric antisense oligonucleotides were designed as 5-10-5 MOE gapmers. The gapmers are 20 nucleosides in length, wherein the central gap segment comprises ten 2'-deoxynucleosides and is flanked by wing segments on the 5' direction and the 3' direction comprising five nucleosides each. Each nucleoside in the 5' wing segment and each nucleoside in the 3' wing segment has a 2'-MOE modification. The internucleoside linkages throughout each gapmer are phosphorothioate

(P=S) linkages. All cytosine residues throughout each gapmer are 5-methylcytosines. Each gapmer is targeted to the human Tau genomic sequence, designated herein as SEQ ID NO: 1 (GENBANK Accession No. NT_010783.14 truncated from nucleotides 2624000 to 2761000), as presented in Table 2.

Table 2

Antisense oligonucleotides targeting SEQ ID NO: 1

ISIS No	Target Region
ASO A	Exon 2
ASO B	Exon 7

[0697] SH-SY5Y cells were plated at a density of 20,000 cells per well and transfected using electroporation with 1,250 nM, 2,500 nM, 5,000 nM, 10,000 nM, or 20,000 nM concentrations of antisense oligonucleotide. After a treatment period of approximately 16 hours, RNA was isolated from the cells and Tau mRNA levels were measured by quantitative real-time PCR. Tau mRNA levels were adjusted according to total RNA content, as measured by RIBOGREEN®. Tau was reduced in a dose-dependent manner in ASO A and ASO B treated cells, relative to untreated control cells.

Example 2: In vitro dose-dependent reduction of 4R isoform in human A172 cells with uniformly modified antisense oligonucleotides targeting intron 10 of human Tau

[0698] Uniformly modified antisense oligonucleotides were tested in vitro in a dose dependent study. The oligonucleotides, ASO C (also ISIS 549620), ISIS 549595, ISIS 549617, and ISIS 549619, are 18 nucleobase uniformly modified antisense oligonucleotides comprising a 2'-MOE modification on each nucleoside was designed targeting intron 10 of human Tau (i.e., SEQ ID NO: 1). Each internucleoside linkage throughout the oligonucleotide are phosphorothioate (P=S) linkages. All cytosine residues throughout the oligonucleotide are 5-methylcytosines.

[0699] The antisense oligonucleotide was tested *in vitro*. A172 cells were transfected using LipofectAMINE2000® with 0.3 nM, 1.0 nM, 3.0 nM, 10.0 nM, 30.0 nM, or 100.0 nM concentrations of antisense oligonucleotide. After a treatment period of approximately 24 hours, RNA was isolated from the cells and the mRNA levels of the 4R isoform and total Tau mRNA were measured by quantitative real-time PCR using primer probe set hMAPT_LTS00914_MGB (forward sequence CGGGAAGGTGCAGATAATTAATAAG, designated SEQ ID NO: 21; reverse sequence GGACGTGTTTGATATTATCCTTTGAG, designated SEQ ID NO: 22; probe sequence AGCTGGATCTTAGCAACG, designated SEQ ID NO: 23). Tau mRNA levels were adjusted according to total RNA content, as measured by RIBOGREEN®.

[0700] The half maximal inhibitory concentration (IC50) of each oligonucleotide is presented in the table below and was calculated by plotting the concentrations of oligonucleotides used versus the percent inhibition of human Tau exon 10 mRNA expression achieved at each concentration, and noting the concentration of oligonucleotide at which 50% inhibition of human Tau exon 10 mRNA expression was achieved compared to the control. The 4R isoform of Tau was reduced in a dose-dependent manner in ASO C (also ISIS 549620), ISIS 549595, ISIS 549617, and ISIS 549619- treated cells, relative to untreated control cells.

Table 3

Percent 4R isoform to total Tau mRNA in A172 cells

	0.3 nM	1 nM	3 nM	10 nM	30 nM	100 nM	IC_{50} (nM)
ISIS 549595	75	57	33	24	16	31	1.3
ISIS 549617	83	61	46	34	29	26	3.4
ISIS 549619	82	78	51	39	21	17	4.6
ASO C (ISIS 549620)	83	70	55	33	20	23	4.0

Example 3: Effect of treatment with gapmer antisense oligonucleotides on Tau mRNA levels, Tau protein levels, and Tau hyperphosphorylation in P301S transgenic mouse model

[0701] P301S mice over-express the mutated form of human Tau (Yoshiyama, Y. et al., Neuron. 2007. 53: 337-51). The mice exhibit Tau pathology with accumulation of

hyperphosphorylated Tau protein. The effect of treatment on these mice with gapmers targeting human Tau was assessed in this model.

Study 1

[0702] Groups of 3-4 P301S mice were administered ASO A and ASO B at 60 g/day for 14 days via an intracerebroventricular pump. A control group of two mice were similarly treated with PBS. Alzet osmotic pumps were used to continuously deliver the antisense oligonucleotide. Pumps were assembled and implanted, as per the manufacturer's instructions (Durect Corporation). Animals were anesthetized with 3% isofluorane and placed in a stereotactic frame. After sterilizing the surgical site, a one cm midline incision was made over the bregma. Through the use of stereotaxic guides, a cannula was implanted into the right lateral ventricle and secured. A catheter attached to an Alzet osmotic pump was secured to the cannula and the pump was placed subcutaneously in the midcapsular area. The incision was closed with sutures. Tissue was collected from around the catheter site 4 weeks after pump implantation.

RNA analysis

[0703] RNA was extracted from the cortex region around the catheter site and analyzed by qRT-PCR for expression levels of human and murine Tau. The data is presented in Table 4. The results indicate that oligonucleotides inhibit levels of human Tau mRNA.

Table 4
% inhibition of Tau mRNA compared to the PBS control

ISIS No	human	murine
ASO A	35	7
ASO B	55	24

Study 2

[0704] Groups of five P301S mice each (5 months old) were administered ASO B at 50 g/day for 28 days via an intracerebroventricular pump. A control group of five mice were similarly treated with PBS. Alzet osmotic pumps were used to continuously deliver the antisense oligonucleotide. Pumps were assembled and implanted, as per the manufacturer's instructions (Durect Corporation). Animals were anesthetized with 3% isofluorane and placed in a stereotactic

frame. After sterilizing the surgical site, a one cm midline incision was made over the bregma. Through the use of stereotaxic guides, a cannula was implanted into the right lateral ventricle and secured. A catheter attached to an Alzet osmotic pump was secured to the cannula and the pump was placed subcutaneously in the midcapsular area. Tissues were collected after 2 months.

RNA analysis

[0705] RNA was extracted from the hippocampal region around the injection site and analyzed by qRT-PCR for expression levels of human and murine Tau. The results indicate that ASO B inhibited levels of human Tau mRNA by 36% and of murine Tau mRNA by 5% one month post-ASO B active infusion.

Protein analysis

[0706] Human Tau protein in the brain was analyzed by ELISA (as previously described by Yamada et al., J. Neurosci. 2011. 31: 13110-117), as well as by western blot analysis using the total tau Tau5E2 antibody. The ELISA results indicate that ASO B inhibited levels of human Tau by 40%.The western blot results were quantified and indicate that ASO B inhibited levels of human Tau by 74%. It should be noted that the ELISA recognizes all forms of Tau, including human and mouse, whereas with the Western Blot, the human Tau can be separated from the mouse Tau by size differences. Thus, the Western Blot human Tau quantification is a more accurate representation of the human Tau specific knockdown levels.

Study 3

[0707] Groups of 5 P301S mice each (5 months old) were administered ASO B at 50 g/day for 28 days via an intracerebroventricular pump. Another Group of 5 P301S mice (5 months old) were administered ASO B at 100 g/day for 14 days via an intracerebroventricular pump. A control group of five mice were similarly treated with PBS. Alzet osmotic pumps were used to continuously deliver the antisense oligonucleotide. Pumps were assembled and implanted, as per the manufacturer's instructions (Durect Corporation). Animals were anesthetized with 3% isofluorane and placed in a stereotactic frame. After sterilizing the surgical site, a one cm midline incision was made over the bregma. Through the use of stereotaxic guides, a cannula was implanted into the right lateral ventricle and secured. A catheter attached to an Alzet osmotic pump was secured to the cannula and the pump was placed subcutaneously in the midcapsular area. Tissues were collected after 2 months.

Hyperphosphorylated Tau analysis

[0708] The monoclonal Tau antibody AT8 recognizes Tau protein phosphorylated at both serine 202 and threonine 205 (Goedert, M. et al., Neurosci. Lett. 1995. 189: 167-9) and is therefore is used in a method of detection of hyperphosphorylated Tau. This is also the most commonly used antibody to identify Tau accumulations in human Alzheimer's disease patient brains. Extensive hyperphosphorylated Tau (Ser202 and Thr205) was detected in the entorhinal cortex and the basolateral amygdala by immunohistochemistry using AT8 antibody in P301S brains at 7 months of age. The percentage of cells stained with the antibody is presented in Figure 25 and Table 5. The results indicate that treatment with ASO B resulted in clearance of hyperphosphorylated Tau.

Table 5
% staining of hyperphosphorylated human Tau

Area	Treatment	%
amygdala	PBS	4.6
	ASO B 50 g	1.4
	ASO B 100 g	2.3
entorhinal cortex	PBS	8.8
	ASO B 50 g	5.4
	ASO B 100 g	6.8

Example 4: In vivo reduction of 4R isoform in the N279K transgenic mouse model with uniformly modified antisense oligonucleotides targeting intron 10 of human Tau

[0709] N279K mice express the human Tau mini-gene with FTD mutation (Dawson, H.N. et al., J. Neurosci. 2007. 27: 9155-68). The N279K mutation promotes the inclusion of exon 10 (4R Tau). The effect of uniformly modified antisense oligonucleotides targeting human Tau on the shifting of the 4R isoform to 3R isoform was assessed in this mouse model.

[0710] Groups of 4 N279K mice (5 months of age) were administered ASO C (also ISIS 549620) at 60 g/day for 28 days via an intracerebroventricular pump. A control group of five mice was similarly treated with PBS. Animals were anesthetized with 3% isofluorane and placed in a stereotactic frame. Alzet osmotic pumps were used to continuously deliver the antisense oligonucleotide. Pumps were assembled and implanted, as per the manufacturer's

instructions (Durect Corporation). Animals were anesthetized with 3% isofluorane and placed in a stereotactic frame. After sterilizing the surgical site, a one cm midline incision was made over the bregma. Through the use of stereotaxic guides, a cannula was implanted into the right lateral ventricle and secured. A catheter attached to an Alzet osmotic pump was secured to the cannula and the pump was placed subcutaneously in the midcapsular area. Tissues around the cannula region were collected on the 29th day.

RNA analysis

[0711] RNA was extracted from the cortex around the cannula, and mRNA expression of the 4R and 3R isoforms of human Tau were analyzed by RT-radioactive PCR. Briefly, 1,000 ng of RNA was reverse transcribed with oligo(dT). The cDNA was then amplified in the presence of α-^{32}P-dCTP. PCR products digested with Hinc II and separated by denaturing PAGE. Exon 10 included and excluded species were detected by autoradiography and quantitated by PhosphorImage analysis. The signal intensity of each cDNA band was normalized according to its G+C content. The results indicate that treatment with ASO C (also ISIS 549620) resulted in a decrease in 4R Tau by 85% of the total Tau mRNA.

Example 5: Effect of antisense oligonucleotides targeting human Tau on behavior and Tau accumulations in the N279K transgenic mouse model

[0712] The effect of gapmers and uniformly modified antisense oligonucleotides on behavioral assays was analyzed in the N279K transgenic model. ASO A, a gamer, which causes reduction of total Tau mRNA, and ASO C (also ISIS 549620), a uniform MOE oligonucleotide, which causes the shifting of the 4R Tau isoform to 3R Tau isoform, were both used in this assay.

[0713] Two groups of 6-8 N279K mice each (3 months of age) were administered ASO A or ASO C (also ISIS 549620) at 25 g/day for 28 days via an intracerebroventricular pump. An N279K transgenic control group of eight mice were similarly treated with PBS. Another control group of eight mice was similarly treated with a scrambled oligonucleotide, ISIS 141923 (CCTTCCCTGAAGGTTCCTCC, 5-10-5 MOE gapmer with no known target (SEQ ID NO: 11)). Another transgenic littermate control group of eight mice were similarly treated with PBS. Animals were anesthetized with 3% isofluorane and placed in a stereotactic frame. Alzet osmotic pumps were used to continuously deliver the antisense oligonucleotide solution. Pumps were assembled and implanted, as per the manufacturer's instructions (Durect Corporation). Animals were anesthetized with 3% isofluorane and placed in a stereotactic frame. After sterilizing the surgical

site, a one cm midline incision was made over the bregma. Through the use of stereotaxic guides, a cannula was implanted into the right lateral ventricle and secured. A catheter attached to an Alzet osmotic pump was secured to the cannula and the pump was placed subcutaneously in the midcapsular area. Behavioral studies were performed at 6.5 months of age and mice collected at 7.5 months of age.

Novel object recognition analysis

[0714] Novel object recognition is used to determine if the mice can recognize an object that is familiar versus one that is novel (Bevins, R.A. and Besheer, J. Nature Protocols. 2006, 1: 1306-1311). Briefly, the animals are first exposed to two identical objects for 10 minutes; 3 hours later, they are then exposed to this same object (familiar), as well as a new object (novel) for 5 minutes. The mice were videotaped and videos were watched and scored blinded. Non-transgenic mice will spend more time with the novel object compared to the time spent with the familiar object. This is a measure of recall memory in the mice. Human patients affected by a tauopathy, such as Alzheimer's disease, also display deficits in memory recall.

The data are presented in Table 6. The results indicate that mice treated with the uniformly modified antisense oligonucleotide (ASO C also ISIS 549620) spent less time with familiar objects and more time with novel objects compared to the transgenic control.

Table 6

Total Percent Time spent with object over a 5 minute period

	Familiar	Novel
PBS	45	54
ISIS 141923	38	62
ASO A	36	64
ASO C (also ISIS 549620)	25	75
Non-Tg mice	38	62

Nestlet building activity analysis

[0715] As a general measure of mouse performance, nestlet building activity was accessed. Mice instinctually build nests when provided with nestlets. Impaired resting performance indicates either an overall cognitive and/or motor deficit. Human tauopathy patients present with general cognition dysfunction and may also present with motor problems. Nestlet building activity (Deacon, R.M. Nat. Protocol. 2006. 1: 1117-9) was initiated by providing the mice with 3.0 grams of pressed cotton material and leaving the mice overnight to assemble a nest. Male nest building activity was assessed. The mice first shred the tightly packed material, then

arrange it into a nest. The nesting activity was scored on a five-point scale with '0' being 'no nest' and '5' being a perfect nest surrounding the mouse. Any untorn material left after a bout of nesting was also weighed and provided a further analysis of nesting behavior. A higher untorn nestlet weight signifies a lower quality nest. The nesting scores and untorn nestlet weights are presented in Table 7. Treatment with both the gapmer antisense oligonucleotide (ASO A) and the uniformly modified antisense oligonucleotide (ASO C also ISIS 549620) led to increase in nesting scores and decrease in untorn material as compared to control, indicating improvement of nesting behavior in the mice.

Table 7
Nestlet building activity

	score	Untorn nestlet weight (g)
PBS	1.8	2.2
ISIS 141923	2.3	1.6
ASO A	2.4	1.2
ASO C (also 549620)	4.4	0.8
Non-Tg mice	4.4	0.5

Walking initiation analysis

[0716] The N279K mice display age progressive deficits in walking initiation. Walking initiation in mice may be, in part, equated to the parkinsonism component of FTDP-17. Bradykinesia, or slowed initiation of movement, is a common feature in parkinsonism disorders. To measure walking initiation in mice, the mice were placed in the center of a 21cm x 21cm square and time taken for all four paws of the mouse to completely leave the square was measured using a stopwatch. The data are presented in Table 8. The results indicate that mice treated with both the gapmer antisense oligonucleotide (ASO A) and the uniformly modified antisense oligonucleotide (ASO C also ISIS 549620) initiated walking at time intervals faster than the N279K PBS and ISIS 141923 controls.

Table 8
Time to leave square (sec)

	(Sec)
PBS	10.8
ISIS 141923	10.1
ASO A	9.7
ASO C (also ISIS 549620)	7.0
Non-Tg mice	3.4

Hyperphosphorylated Tau analysis

[0717] Mice treated with the uniformly modified antisense oligonucleotide (ASO C also ISIS 549620) were euthanized at 7 months of age. The frontal cortex and the dentate nucleus were assessed by immunohistochemistry with the Tau13 antibody, which binds specifically to human Tau protein. The percentage of cells stained with Tau13 somatodendritic accumulations is presented in Table 9 and Figure 26. The results indicate that mice treated with ASO C (also ISIS 549620) had a decrease in the presence of human Tau inclusions compared to the PBS control. The dentate nucleus is, in part, responsible for the initiation of voluntary movements. So a clearance of Tau deposition in the dentate nucleus may be responsible for the improvement in walking initiation in the ASO C (also ISIS 549620) treated mice as compared to the PBS control.

Table 9
Human Tau inclusions (%)

	PBS	ASO C (also ISIS 549620)
Frontal cortex	16	4
Dentate nucleus	29	16

Example 6: Effect of antisense inhibition of Tau on PTZ induced seizures

[0718] The effect of antisense inhibition of Tau on treating seizures induced by pentelenetetrazoll (PTZ) was evaluated. The mice were treated with a gapmer antisense oligonucleotide (ASO D) and a uniformly modified antisense oligonucleotide (ISIS 415883). ASO D is a chimeric antisense oligonucleotides 20 nucleosides in length, wherein the central gap segment comprises ten 2'-deoxynucleosides and is flanked by wing segments on the 5' direction and the 3' direction comprising five nucleosides each. Each nucleoside in the 5' wing segment and each nucleoside in the 3' wing segment has a 2'-MOE modification (i.e., a 5-10-5 MOE gapmer). The internucleoside linkages throughout each gapmer are phosphorothioate linkages. All cytosine residues throughout each gapmer are 5-methylcytosines. Each gapmer is targeted to the human Tau genomic sequence, designated herein as SEQ ID NO: 1 (GENBANK Accession No. NT_010783.14 truncated from nucleotides 2624000 to 2761000), as presented in Table 1. ISIS 141923, an oligonucleotide with no known target (i.e., a "scrambled oligonucleotide") and PBS were used as controls.

[0719] Groups of 3 month old C57/BL6 males were administered ASO at 25 μg/day

for 28 days via an intracerebroventricular pump. A control group of mice were similarly treated with PBS. The pumps were removed, and the animals were rested for 3 weeks post-pump removal. Seizures were induced using 55 mg/kg of PTZ by intraperitoneal injection. The mice are videotaped for 15 minutes and scored later in a blinded fashion. The final stage reached was recorded.

[0720] Seizure severity was rated on a scale of 0-8 with '0' denoting 'no seizures', 1 denoting 'immobility', 2 denoting 'jerk or twitch', 3 denoting 'tail extension', 4 'denoting forelimb clonus', 5 denoting 'generalized seizure', 6 denoting 'running or jumping', 7 denoting 'tonic extension', and '8' denoting 'death'. The results show that both ASO D and ISIS 415883 were capable of protecting mice against PTZ induced seizures as compared to the scrambled oligonucleotide control (Figure 28 and Table 10).

[0721] Tau mRNA and protein levels from a 3mm coronal tissue section around the catheter of the mice treated with ASO D were measured and the data is presented in Table 11 and Figure 29. The results show that ASO D significantly reduced both mRNA (Figure 29A) and protein levels (Figure 29B) of Tau. This correlates well with the decrease in seizure severity of the mice.

[0722] Tau isoform of mice treated with ISIS 415883 were measured and the data is presented in Table 12. The results show treatment with ISIS 415883 shifted the Tau isoforms from mainly 4R with some 3R Tau to mostly 3R Tau with some 4R Tau. This is demonstrated with a significant decrease in 4R tau levels while maintaining normal total tau levels.

[0723] The levels of Tau protein and corresponding seizure severity of the mice treated with ASO D were analyzed in individual mice. As shown in Table 13 and Figure 30A, it was noted that those mice that demonstrated higher levels of Tau were also those to experience the most severe seizures (stage 8 or death), while those mice that demonstrated reduced levels of Tau only had first stage or the least severe seizures of the group. Based on this observation, the total Tau level in each mouse of the study was plotted against the final seizure stage that the mouse reached. There is a significant correlation using Spearman's Correlation ($p<0.0001$) between the total amount of Tau in each mouse and the induced seizure severity, as shown in the linear regression of Figure 30B. This suggests that inhibition of Tau results in protection against seizure activity in a chemically-induced model.

Table 10

Seizure severity (average in each group)

PBS	5.4
ISIS 141923	6.3
ASO D	3.4
ISIS 415883	4.6

Table 11

% inhibition of mRNA and protein levels in mice treated with knockdown oligo (ASO D)

	mRNA	Protein
ISIS 141923	25	8
ASO D	95	70

Table 12

% Tau 4R Tau isoform and total Tau in mice treated with splicing oligo (ISIS 415883)

	4R isoform	Total Tau
ISIS 141923	N/A	25
ISIS 415883	90	26

Table 13

Tau protein levels and seizure severity in mice treated with knockdown oligo (ASO D)

Mouse #	Tau (ng/mg)	Seizure Stage
PBS 1	120	5
PBS 2	142	5
PBS 3	177	6
PBS 4	181	5
PBS 5	276	8
PBS 6	267	8
PBS 7	214	8
PBS 8	148	3
PBS 9	144	5
PBS 10	106	3
PBS 11	135	5
PBS 12	118	5
PBS 13	143	6
PBS 14	159	3
PBS 15	167	5

PBS 16	188	6
PBS 17	120	5
PBS 18	200	5
PBS 19	137	5
PBS 20	261	8
PBS 21	213	5
PBS 22	133	5
PBS 23	109	5
PBS 24	104	5
PBS 25	136	5
PBS 26	126	4
ISIS 141923 1	129	6
ISIS 141923 2	129	6
ISIS 141923 3	120	1
ISIS 141923 4	165	7
ISIS 141923 5	134	6
ISIS 141923 6	166	8
ISIS 141923 7	275	8
ISIS 141923 8	249	8
ISIS 141923 9	123	8
ISIS 141923 10	99	5
ISIS 141923 11	107	8
ISIS 141923 12	193	8
ISIS 141923 13	96	5
ISIS 141923 14	153	8
ISIS 141923 15	144	6
ISIS 141923 16	197	8
ISIS 141923 17	98	3
ISIS 141923 18	88	6
ISIS 141923 19	216	8
ISIS 141923 20	115	7
ISIS 141923 21	121	2
ASO D 1	39	7
ASO D 2	40	6
ASO D 3	38	1
ASO D 4	58	5
ASO D 5	160	8
ASO D 6	87	8
ASO D 7	55	2
ASO D 8	40	4

ASO D 9	38	1
ASO D 10	41	2
ASO D 11	30	2
ASO D 12	33	4
ASO D 13	27	5
ASO D 14	45	1
ASO D 15	38	2
ASO D 16	30	1
ASO D 17	30	1
ASO D 18	37	1
ASO D 19	34	4
ASO D 20	107	8

Example 7: Evaluation of oligonucleotide distribution in P301S mice

[0724] The distribution of oligonucleotide in P301S mice after infusion of ASO D was analyzed.

[0725] P301S mice at 5 months age were administered ASO D at 50 µg/day for 28 days via an intracerebroventricular pump. A control group of P301S mice were similarly treated with PBS. The pumps were removed, and the animals were rested for 28 days post-pump removal. The mice were euthanized and brain tissue and eyes were collected. Brain sections throughout the whole brain were stained with an antibody against the oligonucleotide (developed in-house) and were counterstained with DAPI.

[0726] The results show widespread distribution of ASO D throughout the brain sections of the mice. Sections of 50 µm in thickness were taken throughout the entire left hemisphere and stained with the oligonucleotide antibody. For detection, an Alexa-Fluor-546 anti-rabbit secondary antibody was used and a DAPI counter-stain was applied. The presence of a red or pink fluorescence intensity signified the presence of the oligonucleotide. These results demonstrate that ASO D is widely distributed throughout the entire brain following infusion into the right lateral ventricle.

[0727] The eyes of the mice were post-fixed, embedded in paraffin, sliced at 6 µm thickness, and mounted onto slides. The sections were stained with an antibody against the oligonucleotide and sections were counterstained with DAPI. The results show significant presence of ASO D in the retinal layers of the eye as well as in the outer layer of the lens in the eye sections of mice treated with ASO D. The same Alexa-Fluor-546 anti-rabbit secondary antibody was used to detect the oligonucleotide antibody. Due to the high level of

autofluorescence in the retina because of the retinal pigment epithelium, the green FITC channel was applied to show exactly where the autofluorescence was coming from. Previous studies have shown the presence of hyperphosphorylated Tau in the eyes in patients with Alzheimer's disease and glaucoma (Frost, S. Digital Teleretinal Screen. 2012, 91-100; Ho, W. L. Et al., Molecular Vision, 2012, 18: 2700-2710; Gupta, N. et al., Can. J. Ophthalmol. 2008, 43: 53-60). Hence, this result suggests that an ASO tau treatment can in fact reach the retinal cell layers and may potentially decrease aberrant tau species that may be impeding vision or used as a clinical marker for measuring reduction of tau expression in the CNS.

Example 8: Inhibitory effect of uniform 2'-MOE modified oligonucleotides on human Tau exon 10

[0728] Several modified oligonucleotides were evaluated for their effect on inhibiting human Tau exon 10 expression *in vitro*. ISIS 617782 and 617781 were included in the study for comparison.

[0729] "Start site" indicates the 5'-most nucleoside to which the modified oligonucleotide is targeted in the human gene sequence. "Stop site" indicates the 3'-most nucleoside to which the modified oligonucleotide is targeted in the human gene sequence. Each modified oligonucleotide listed in the table below is targeted to the human Tau genomic sequence, designated herein as SEQ ID NO: 1 (GENBANK Accession No NT_010783.15 truncated from nucleotides 9240000 to 9381000).

[0730] ISIS 617782 is 21 nucleosides in length, wherein each nucleoside has a 2'-OCH_3 modification and is denoted as the subscript "m". Each internucleoside linkage throughout the modified oligonucleotide are phosphorothioate internucleoside linkages (P=S).

[0731] ISIS 617781 is 18 nucleosides in length, wherein each nucleoside has a 2'-OCH_3 modification and is denoted as the subscript "m". Each internucleoside linkage throughout the modified oligonucleotide are phosphorothioate internucleoside linkages (P=S).

[0732] ISIS 415833 is 20 nucleosides in length, wherein each nucleoside has a 2'-MOE modification. Each internucleoside linkage throughout the modified oligonucleotide are phosphorothioate internucleoside linkages (P=S). All cytosine residues throughout the modified oligonucleotides are 5-methylcytosines.

[0733] A172 cells were transfected using Lipofectamine2000® with 0, 0.1, 0.3, 1, 3, 10, or 30 nM concentration of modified oligonucleotide as specified in the table below. After a treatment period of approximately 24 hours, RNA was isolated from the cells and the mRNA levels

of Tau transcripts containing exon 10 were measured by quantitative real-time PCR. Human Tau primer probe set 9_10 R5 was used to measure mRNA levels of 617782 and human Tau primer probe set 10_11 was used for ISIS 617781 and 415883.

[0734] Human Tau primer probe set 9_10 R5 (forward sequence CACTGAGAACCTGAAGCACC, designated herein as SEQ ID NO: 24; reverse sequence GGACGTTGCTAAGATCCAGCT, designated herein as SEQ ID NO: 25; probe sequence TTAATTATCTGCACCTTCCCGCCTCC, designated herein as SEQ ID NO: 26). Human Tau exon 10 mRNA levels were adjusted according to total RNA content, as measured by RIBOGREEN®.

[0735] Human primer probe set 10_11 (forward sequence GGATAATATCAAACACGTCCCG, designated herein as SEQ ID NO: 27; reverse sequence TGCCTAATGAGCCACACTTG, designated herein as SEQ ID NO: 28; probe sequence GTCTACAAACCAGTTGACCTGAGC, designated herein as SEQ ID NO: 29).

[0736] The half maximal inhibitory concentration (IC50) of each oligonucleotide is presented in the table below and was calculated by plotting the concentrations of oligonucleotides used versus the percent inhibition of human Tau exon 10 mRNA expression achieved at each concentration, and noting the concentration of oligonucleotide at which 50% inhibition of human Tau exon 10 mRNA expression was achieved compared to the control. Results are presented below.

Table 14

Inhibitory effect of uniform 2'-MOE modified oligonucleotides on human Tau exon 10 expression

ISIS NO	Sequence	0.1 nM	0.3 nM	1.0 nM	3.0 nM	10 nM	30 nM	IC_{50} (nM)	SEQ ID NO: X Start Site	SEQ ID NO: X Stop Site	SEQ ID NO
617782	$U_mG_mA_mA_mG_mG_mU_mA_mC_mU_m$ $C_mA_mC_mA_mC_mU_mG_mC_mC_mG_mC_m$	100	89	80	55	34	16	4.33	121914	121934	30
617781	$U_mA_mU_mC_mU_mG_mC_mA_mC_mC_m$ $U_mU_mU_mG_mG_mU_mA_mG_m$	100	95	79	82	65	41	20.25	121820	121837	31
415883	TCTTATTAATTATCTGCACC	77	63	41	28	16	11	0.65	121828	121847	12

Example 9: Effects of uniform 2'-MOE modified oligonucleotides on human Tau exon 10

[0737] A series of modified oligonucleotides were designed to target exon 10 of human Tau and were screened for their effects in reducing exon 10 inclusion *in vitro*. They are 18

nucleosides in length, wherein each nucleoside has a 2'-MOE modification. Each internucleoside linkage throughout the modified oligonucleotide are phosphorothioate internucleoside linkages (P=S). All cytosine residues throughout the modified oligonucleotides are 5-methylcytosines.

[0738] "Start site" indicates the 5'-most nucleoside to which the modified oligonucleotide is targeted in the human gene sequence. "Stop site" indicates the 3'-most nucleoside to which the modified oligonucleotide is targeted in the human gene sequence. Each modified oligonucleotide listed in the tables below is targeted to the human Tau genomic sequence, designated herein as SEQ ID NO: 32 (GENBANK Accession No NT_010783.15 truncated from nucleotides 9240000 to 9381000).

[0739] A172 cells were transfected using Lipofectamine2000® with 5 nM concentration of modified oligonucleotide. After a treatment period of approximately 24 hours, RNA was isolated from the cells and the mRNA levels of Tau transcripts containing exon 10 were measured by quantitative real-time PCR. Human primer probe set 10_11 was used to measure mRNA levels. Tau exon 10 mRNA levels were adjusted according to total RNA content, as measured by RIBOGREEN®. Results are presented as percent of Tau exon 10 mRNA expression, relative to untreated control levels and is denoted as "% UTC."

[0740] Human primer probe set 10_11 (forward sequence GGATAATATCAAACACGTCCCG, designated herein as SEQ ID NO: 27; reverse sequence TGCCTAATGAGCCACACTTG, designated herein as SEQ ID NO: 28; probe sequence GTCTACAAACCAGTTGACCTGAGC, designated herein as SEQ ID NO: 29) .

Table 15

Effects of uniform 2'-MOE modified oligonucleotides on human Tau exon 10 using Primer Probe Set 10_11

ISIS No.	Sequence	% UTC	SEQ ID NO: 1 Start Site	SEQ ID NO: 1 Stop Site	Mismatches	SEQ ID No.
549595	GGACGTGTGAAGGTACTC	20	121924	121941	0	15
549617	GCCCAAGAAGGATTTATT	31.8	122012	122029	0	16
549619	TCCTGAGAGCCCAAGAAG	41.7	122020	122037	0	17
549620	CAGATCCTGAGAGCCCAA	35.6	122024	122041	0	18

Example 10: Effects of uniform 2'-MOE modified oligonucleotides on human Tau exon 10

[0741] A series of modified oligonucleotides were designed to target exon 10 of human Tau and were screened for their effects in reducing exon 10 inclusion *in vitro*. The modified oligonucleotides are 18 nucleosides in length, wherein each nucleoside has a 2'-MOE modification. Each internucleoside linkage throughout the modified oligonucleotide are phosphorothioate internucleoside linkages (P=S). All cytosine residues throughout the modified oligonucleotides are 5-methylcytosines.

[0742] "Start site" indicates the 5'-most nucleoside to which the modified oligonucleotide is targeted in the human gene sequence. "Stop site" indicates the 3'-most nucleoside to which the modified oligonucleotide is targeted in the human gene sequence. Each modified oligonucleotide listed in the tables below is targeted to the human Tau genomic sequence, designated herein as SEQ ID NO: 32 (GENBANK Accession No NT_010783.15 truncated from nucleotides 9240000 to 9381000).

[0743] A172 cells were transfected using Lipofectamine2000® with 5 nM concentration of modified oligonucleotide. After a treatment period of approximately 24 hours, RNA was isolated from the cells and the mRNA levels of Tau transcripts containing exon 10 were measured by quantitative real-time PCR. Human Tau primer probe set 9_10 R5 was used to measure mRNA levels. Tau exon 10 mRNA levels were adjusted according to total RNA content, as measured by RIBOGREEN®. Results are presented as percent of Tau exon 10 mRNA expression, relative to untreated control levels and is denoted as "% UTC."

[0744] Human Tau primer probe set 9_10 R5 (forward sequence CACTGAGAACCTGAAGCACC, designated herein as SEQ ID NO: 24; reverse sequence GGACGTTGCTAAGATCCAGCT, designated herein as SEQ ID NO: 25; probe sequence TTAATTATCTGCACCTTCCCGCCTCC, designated herein as SEQ ID NO: 26).

Table 16

Effects of uniform 2'-MOE modified oligonucleotides on human Tau exon 10 using Human Tau primer probe set 9_10 R5

ISIS NO	Sequence	% UTC	SEQ ID NO: 1 Start Site	SEQ ID NO: 1 Stop Site	SEQ ID NO
549595	GGACGTGTGAAGGTACTC	26	121924	121941	15
549619	TCCTGAGAGCCCAAGAAG	42	122020	122037	17
549620	CAGATCCTGAGAGCCCAA	35	122024	122041	18

2013202595 15 Feb 2016

CLAIMS

1. A method of decreasing seizures in a subject with a high 4R:3R tau isoform ratio, the method comprising administering an antisense oligonucleotide to the subject, wherein the method decreases the 4R:3R tau ratio in the central nervous system of the subject, wherein the antisense oligonucleotide comprises a non-bicyclic 2'-modified sugar moiety, and wherein the substituent at the 2'-position is 2'-O-methoxyethyl (MOE).

2. The method of claim 1, wherein the high 4R:3R tau isoform ratio in the subject is caused by a splicing defect.

3. The method of claim 1 or claim 2, further comprising decreasing the accumulation of aggregated tau in the brain and spinal cord of the subject.

4. The method of any one of claims 1 to 3, wherein the oligonucleotide is administered using a single bolus administration.

5. The method of any one of claims 1 to 3, wherein the oligonucleotide is administered using a pump.

6. The method of claim 1, wherein the total amount of tau in the central nervous system is not changed.

7. A method of modifying a neurodegenerative syndrome in a subject with a high 4R:3R tau isoform ratio, the method comprising administering an antisense oligonucleotide to the central nervous system of the subject, wherein the antisense oligonucleotide decreases the high 4R:3R tau ratio in the central nervous system of the subject, wherein the antisense oligonucleotide comprises a non-

bicyclic 2'-modified sugar moiety, and wherein the substituent at the 2'-position is 2'-O-methoxyethyl (MOE).

8. The method of claim 7, wherein the high 4R:3R tau isoform ratio in the subject is caused by a splicing defect.

9. The method of claim 7, wherein the neurodegenerative syndrome is a neurodegenerative syndrome associated with tau.

10. The method of claim 9, wherein the neurodegenerative syndrome associated with tau is associated with tau multimerization.

11. The method of claim 7, wherein the neurodegenerative syndrome is Alzheimer's disease, progressive supranuclear palsy, dementia pugilistica, frontotemporal dementia, parkinsonism linked to chromosome, Lytico-Bodig disease, tangle-predominant dementia, ganglioglioma, gangliocytoma, meningioangiomatosis, subacute sclerosing panencephalitis, lead encephalopathy, tuberous sclerosis, Haliervorden-Spatz disease, Pick's disease, corticobasal degeneration, argyrophilic grain disease, supranuclear palsy, corticobasal degeneration, frontotemporal dementia, or frontotemporal lobar degeneration.

12. The method of claim 7, wherein the neurodegenerative syndrome is Alzheimer's disease, progressive supranuclear palsy, corticobasal degeneration, frontotemporal dementia, or frontotemporal lobar degeneration.

13. The method of any one of claims 7 to 12, wherein modifying a neurodegenerative syndrome improves the behavioral phenotype of the subject.

14. The method of claim 13, wherein the behavioral phenotype of the subject is seizures.

15. The method of any one of claims 7 to 12, wherein modifying a neurodegenerative syndrome slows the progression of neurodegenerative disease development in the subject.

16. The method of any one of claims 7 to 12, wherein modifying a neurodegenerative syndrome decreases the accumulation of aggregated tau in the brain and spinal cord of the subject.

17. The method of any one of claims 7 to 16, wherein the oligonucleotide is administered using a single bolus administration.

18. The method of any one of claims 7 to 16, wherein the oligonucleotide is administered using a pump.

19. The method of claim 7, wherein the abnormal 4R:3R tau ratio in the central nervous system is decreased without decreasing the total amount of tau in the central nervous system.

20. The method of claim 7, wherein the antisense oligonucleotide has a nucleobase sequence of SEQ ID NO: 12, SEQ ID NO: 13, SEQ ID NO: 14, SEQ ID NO: 15, SEQ ID NO: 16, SEQ ID NO: 17, or SEQ ID NO: 18.

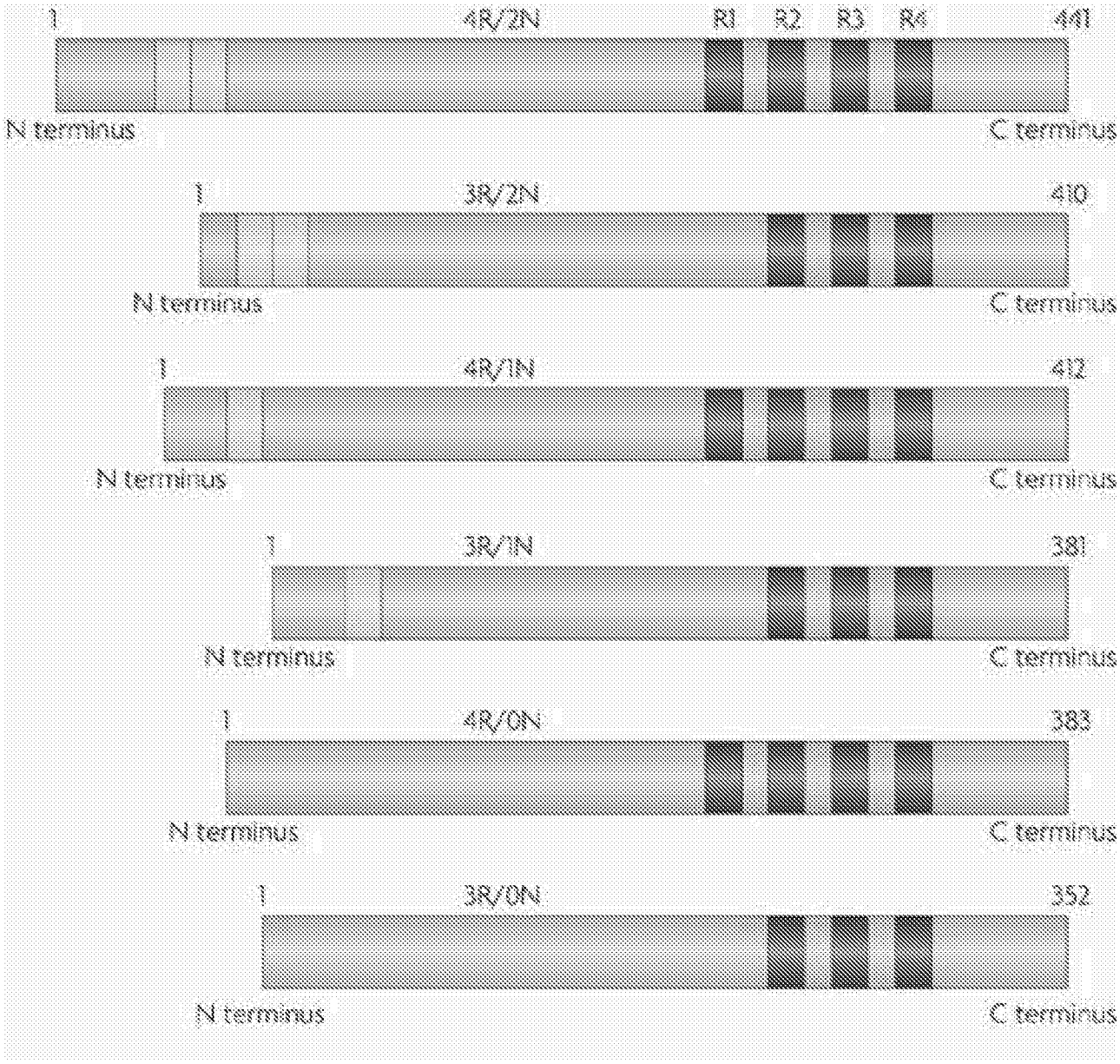
1
4R/2N
R1
R2
R3
R4
441
N terminus
C terminus
1
3R/2N
410
N terminus
C terminus
1
4R/1N
412
N terminus
C terminus
1
3R/1N
381
N terminus
C terminus
1
4R/0N
383
N terminus
C terminus
1
3R/0N
352
N terminus
C terminus

FIG. 1

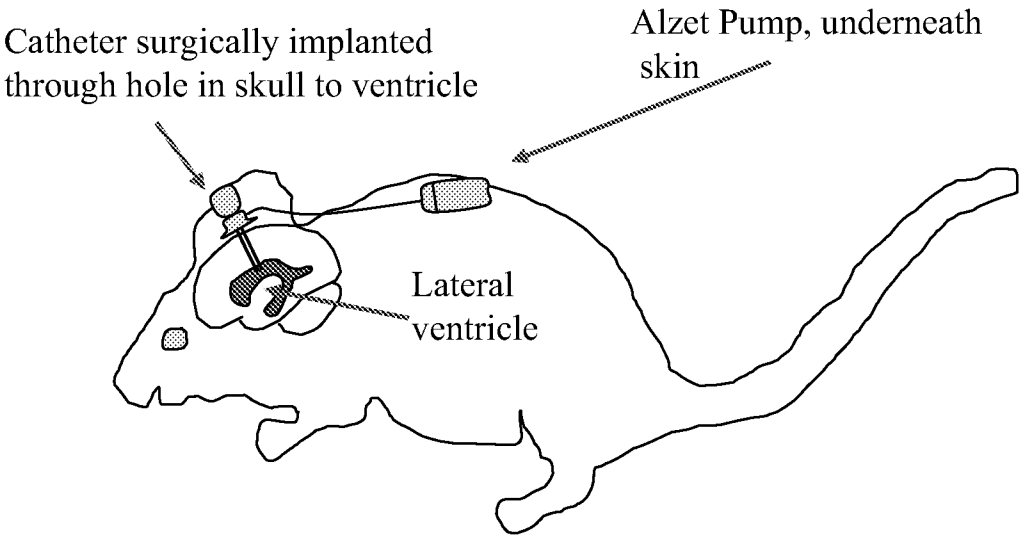
Catheter surgically implanted through hole in skull to ventricle
Alzet Pump, underneath skin
Lateral ventricle

FIG. 2

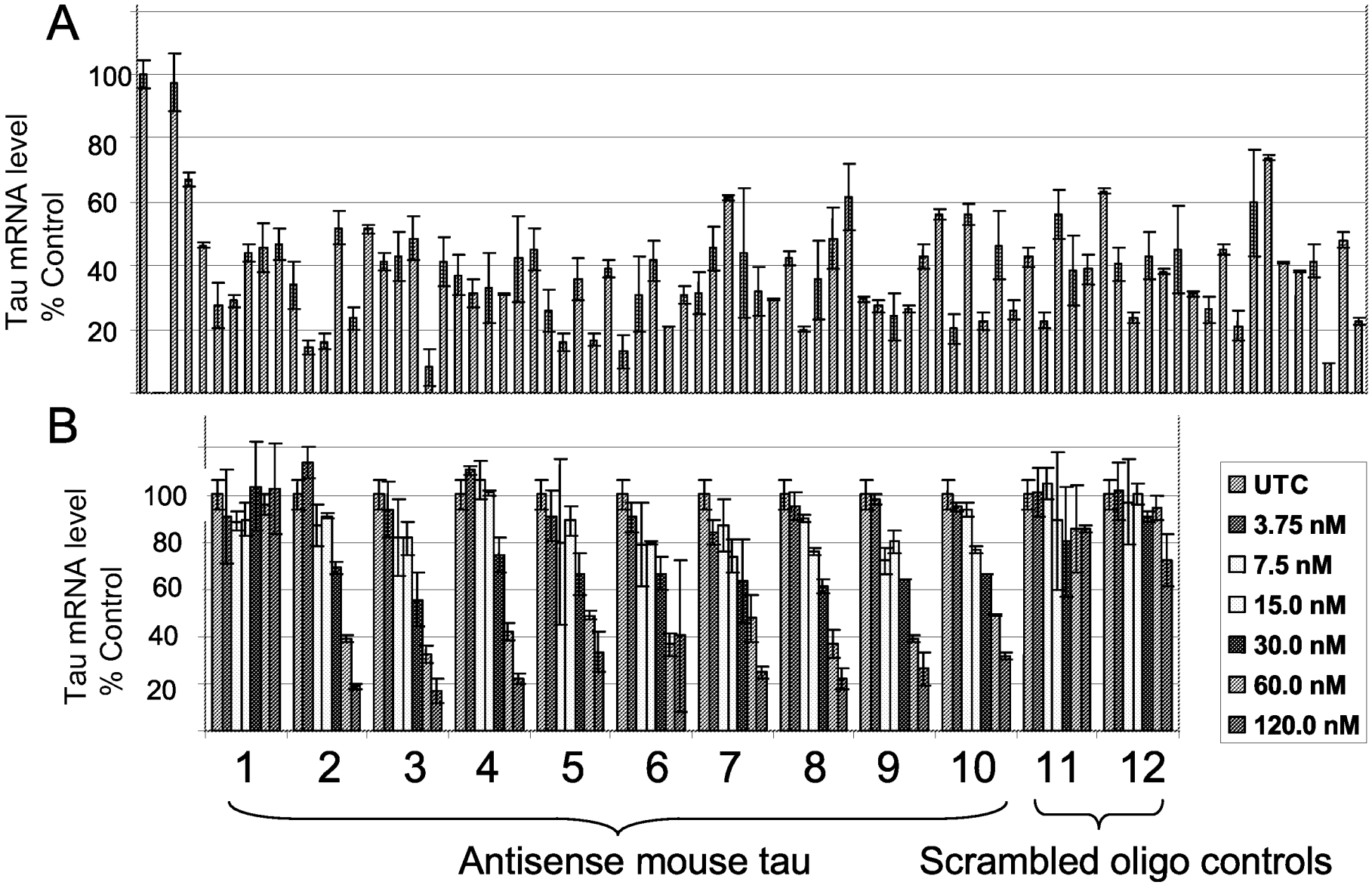
A
Tau mRNA level
% Control
100
80
60
40
20
B
Tau mRNA level
% Control
100
80
60
40
20
UTC
3.75 nM
7.5 nM
15.0 nM
30.0 nM
60.0 nM
120.0 nM
1
2
3
4
5
6
7
8
9
10
11
12
Antisense mouse tau
Scrambled oligo controls

FIG. 3

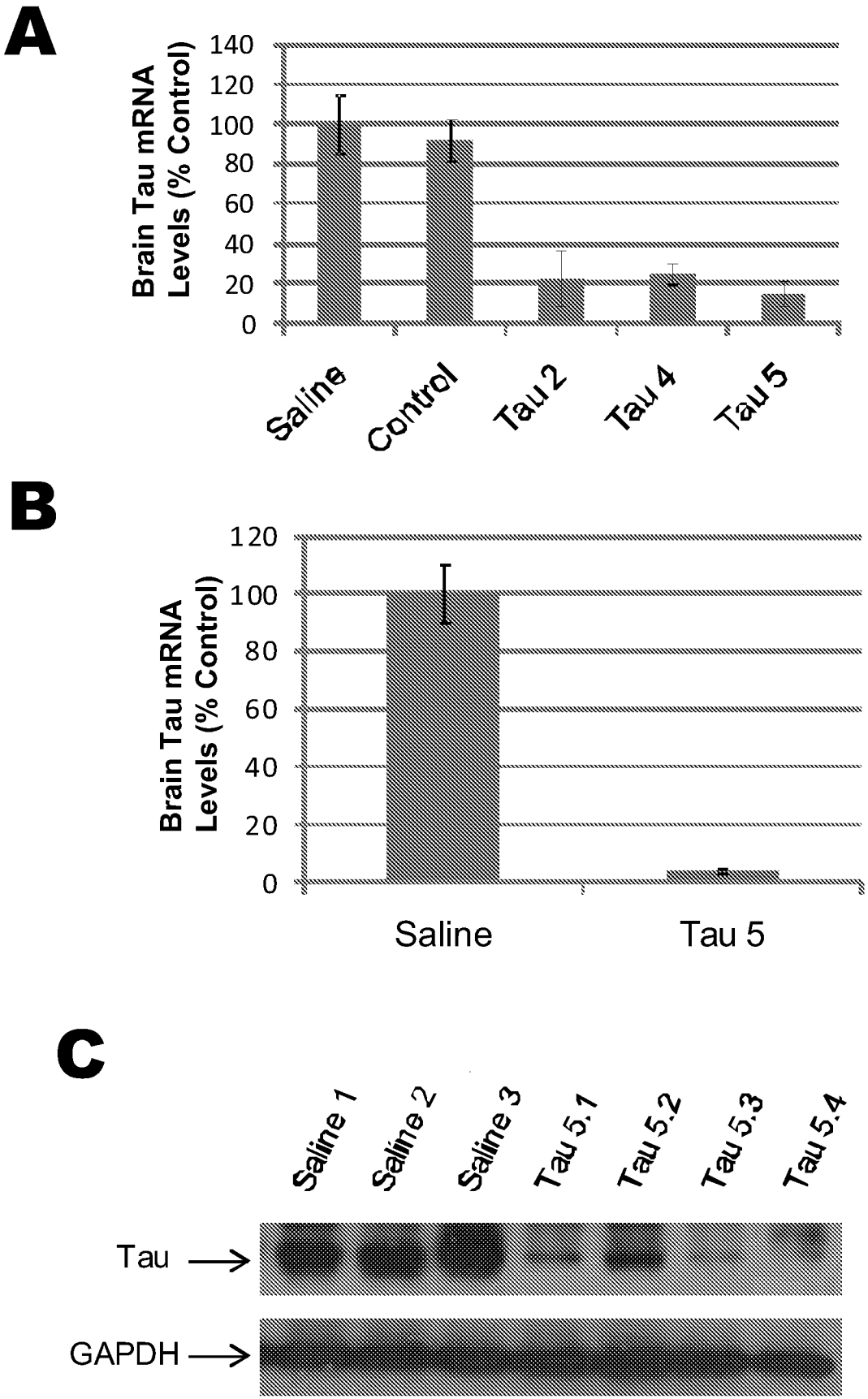
A
Brain Tau mRNA Levels (% Control)
140
120
100
80
60
40
20
0
Saline
Control
Tau 2
Tau 4
Tau 5
B
Brain Tau mRNA Levels (% Control)
120
100
80
60
40
20
0
Saline
Tau 5
C
Saline 1
Saline 2
Saline 3
Tau 5.1
Tau 5.2
Tau 5.3
Tau 5.4
Tau
GAPDH

FIG. 4

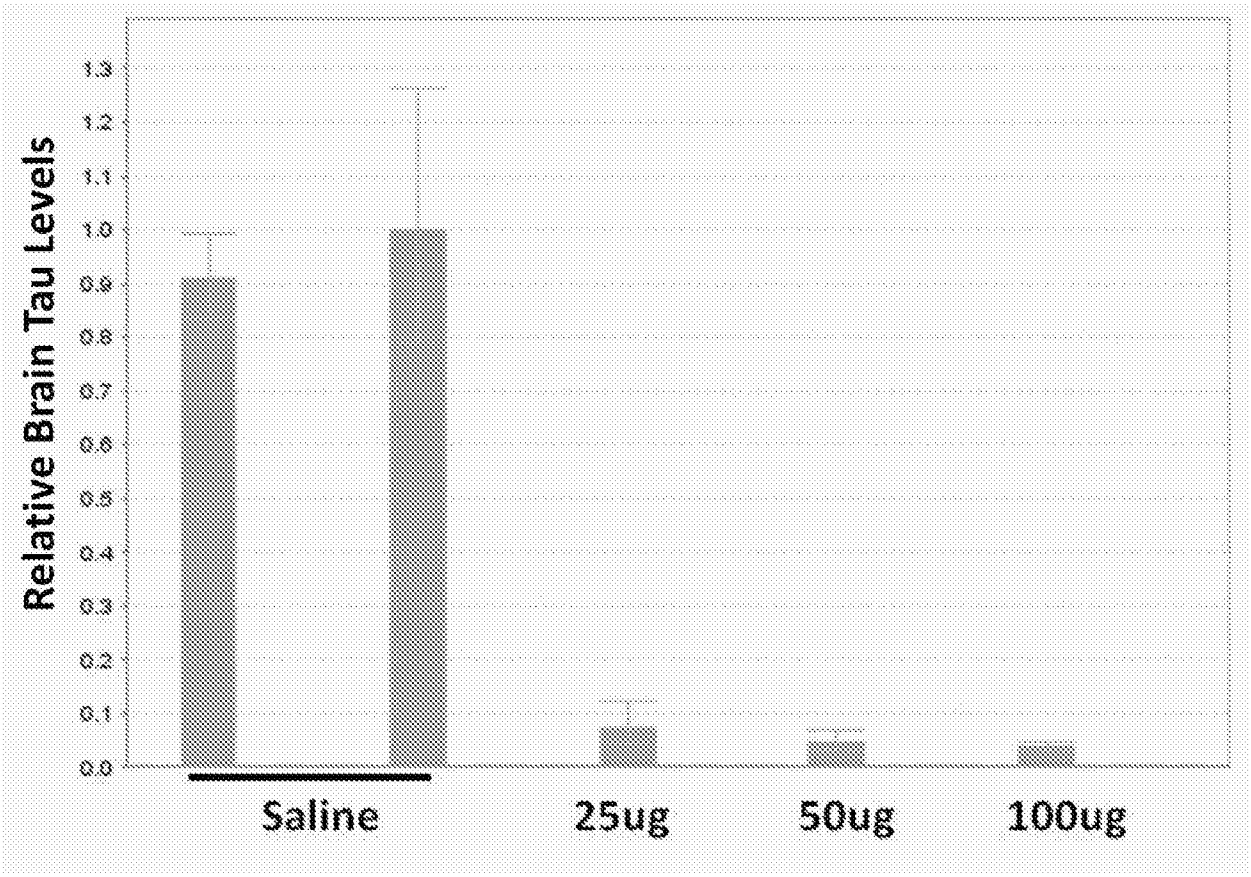
Relative Brain Tau Levels
1.3
1.2
1.1
1.0
0.9
0.8
0.7
0.6
0.5
0.4
0.3
0.2
0.1
0.0
Saline
25ug
50ug
100ug

FIG. 5

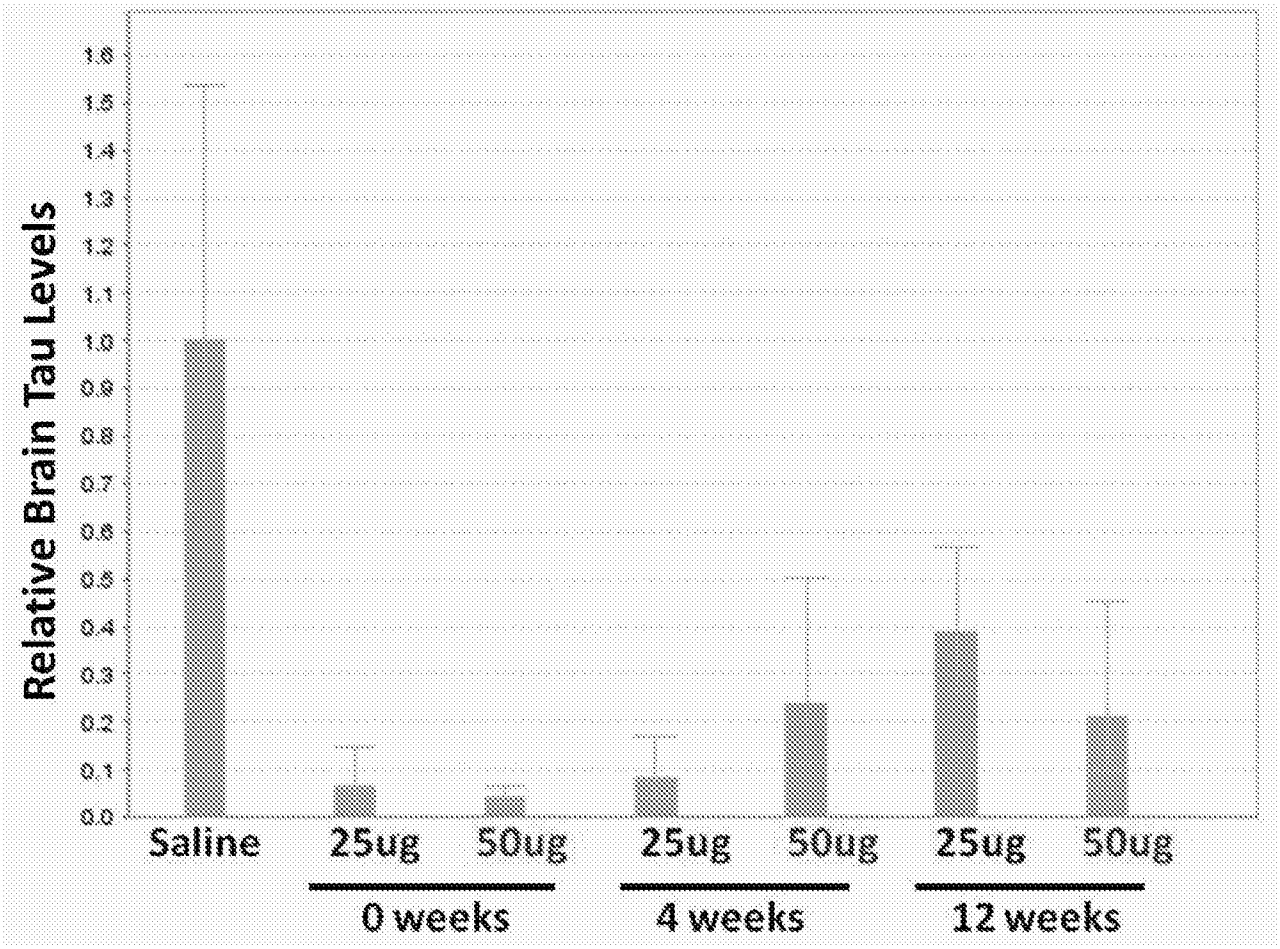
Relative Brain Tau Levels
1.6
1.5
1.4
1.3
1.2
1.1
1.0
0.9
0.8
0.7
0.6
0.5
0.4
0.3
0.2
0.1
0.0
Saline
25ug
50ug
25ug
50ug
25ug
50ug
0 weeks
4 weeks
12 weeks

FIG. 6

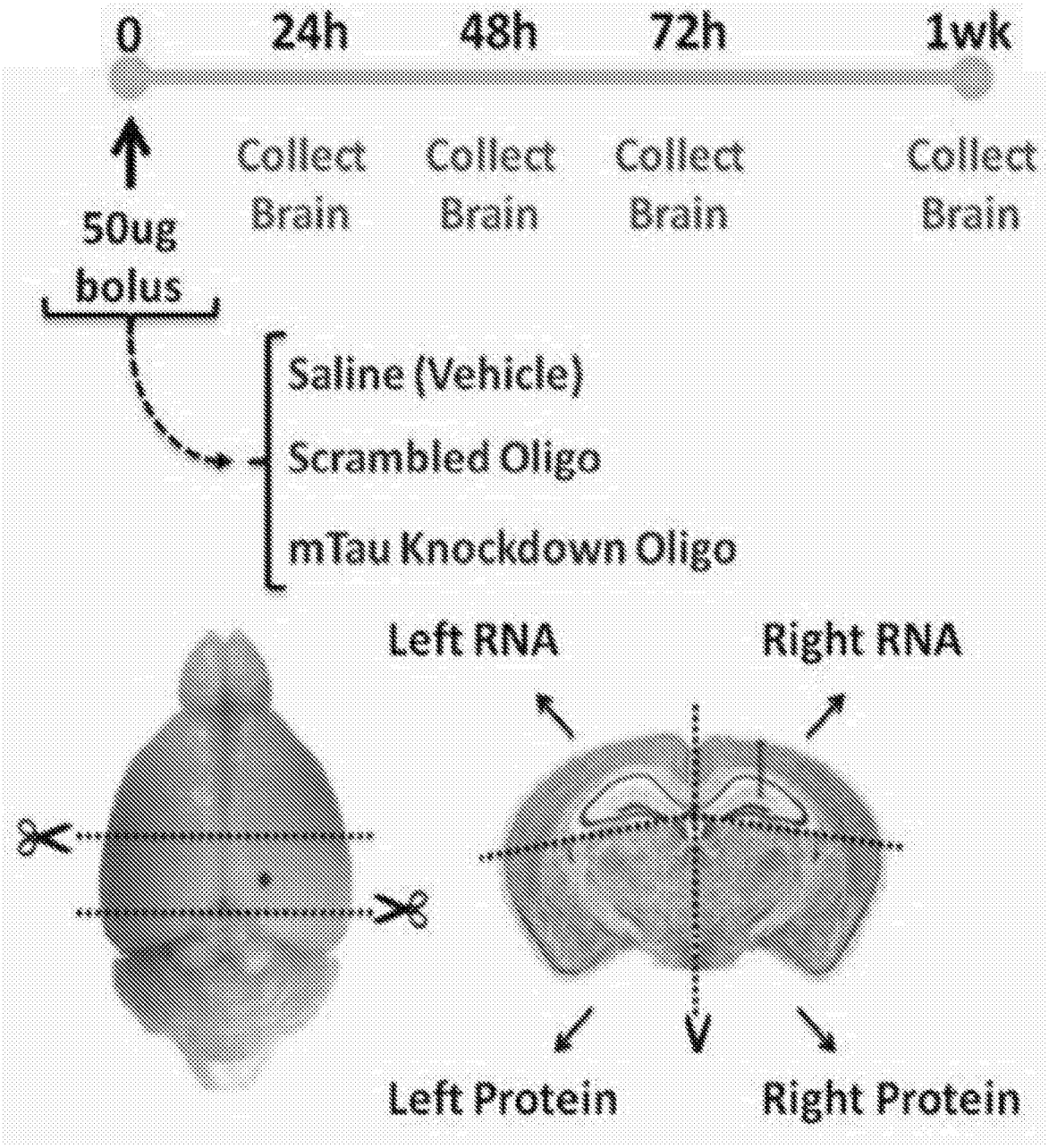
0
24h
48h
72h
1wk
Collect Brain
Collect Brain
Collect Brain
Collect Brain
50ug bolus
Saline (Vehicle)
Scrambled Oligo
mTau Knockdown Oligo
Left RNA
Right RNA
Left Protein
Right Protein

FIG. 7A

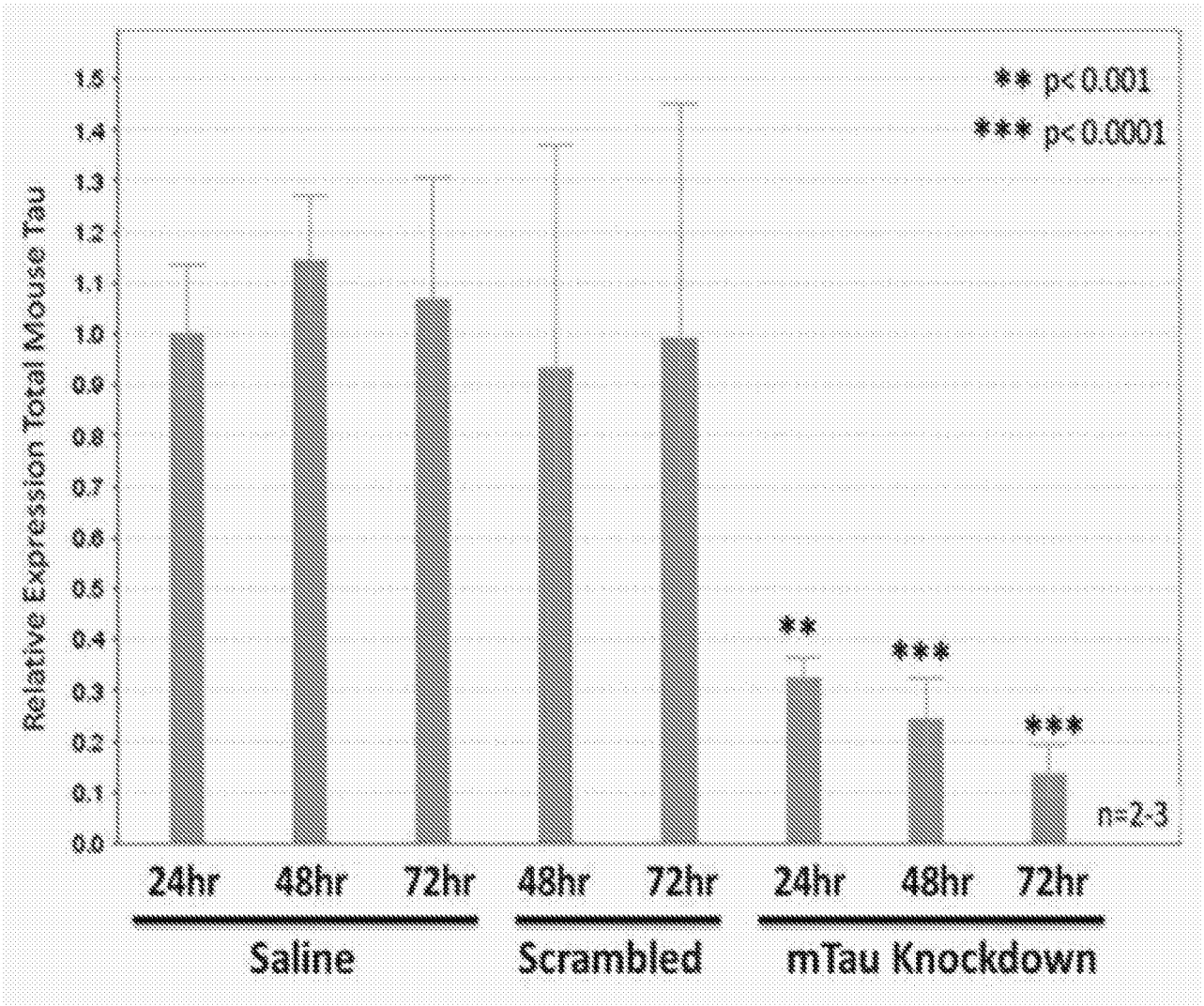
** p< 0.001
*** p< 0.0001
Relative Expression Total Mouse Tau
1.5
1.4
1.3
1.2
1.1
1.0
0.9
0.8
0.7
0.6
0.5
0.4
0.3
0.2
0.1
0.0
**
***
***
n=2-3
24hr
48hr
72hr
48hr
72hr
24hr
48hr
72hr
Saline
Scrambled
mTau Knockdown

FIG. 7B


Tau
GAPDH
Ladder
24h Saline
1wk Saline
24h Scrambled
1wk Scrambled
24h KD 1
24h KD 2
48h KD 1
48h KD 2
72h KD 1
72h KD 2
1wk KD 1
1wk KD 2
1mo KD 1

FIG. 7C

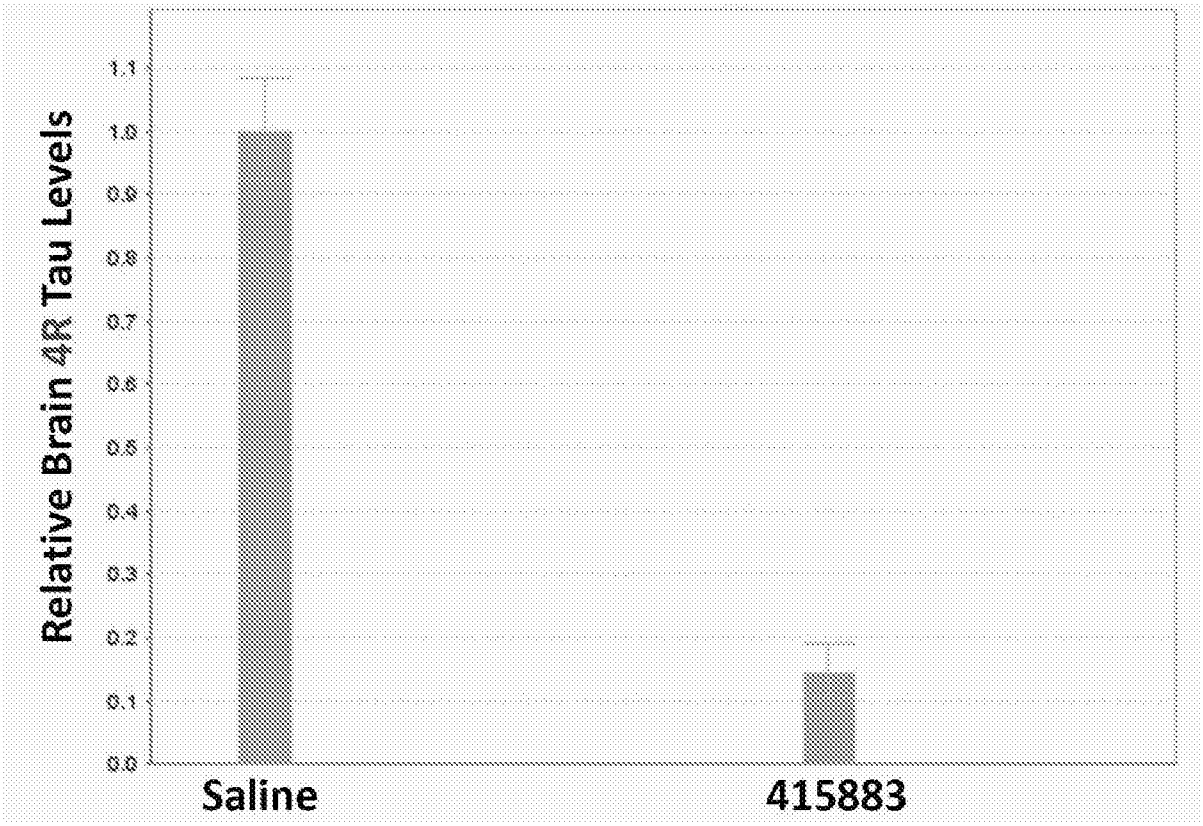
Relative Brain 4R Tau Levels
1.1
1.0
0.9
0.8
0.7
0.6
0.5
0.4
0.3
0.2
0.1
0.0
Saline
415883

FIG. 8

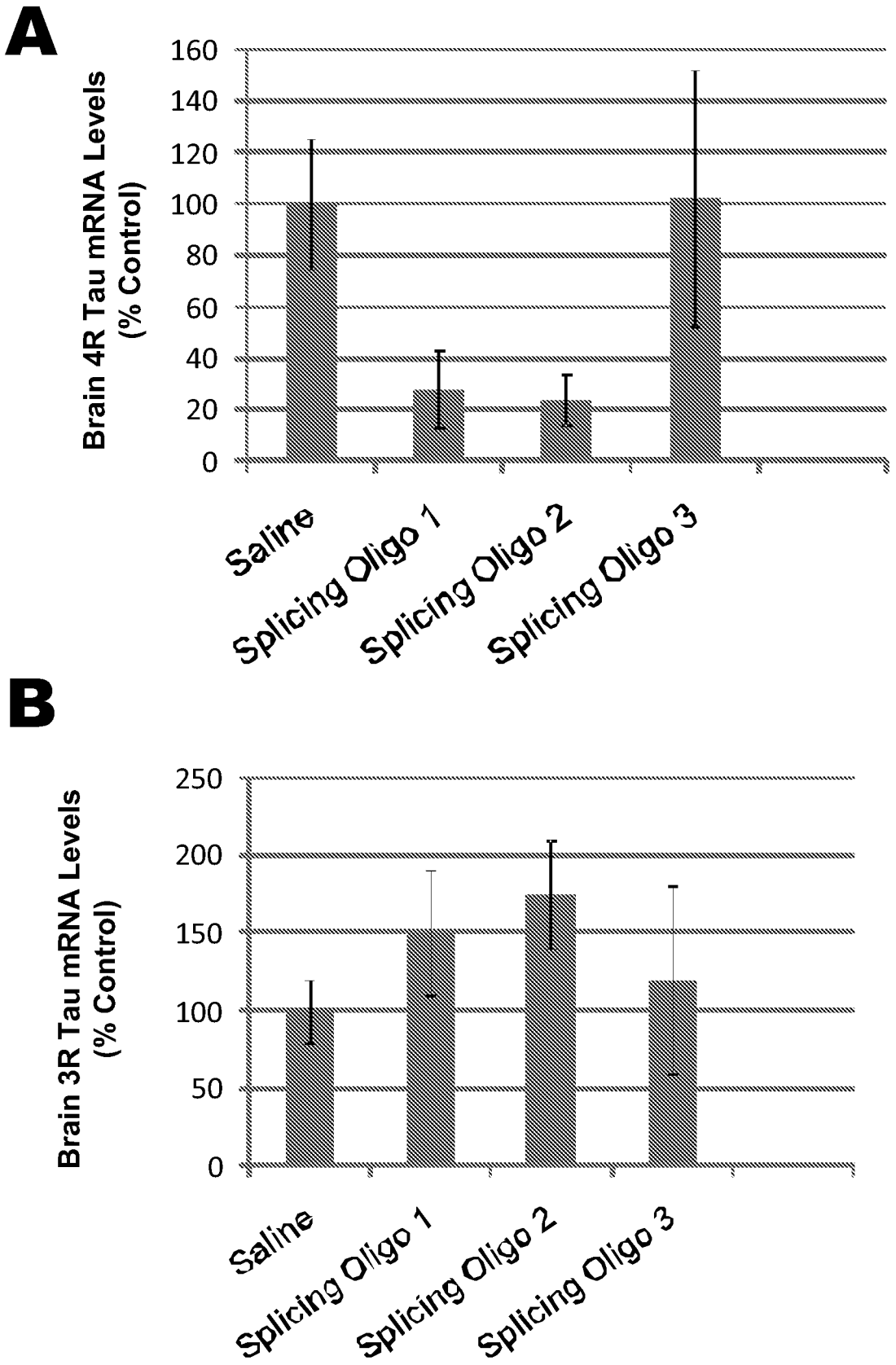
A
Brain 4R Tau mRNA Levels
(% Control)
160
140
120
100
80
60
40
20
0
Saline
Splicing Oligo 1
Splicing Oligo 2
Splicing Oligo 3
B
Brain 3R Tau mRNA Levels
(% Control)
250
200
150
100
50
0
Saline
Splicing Oligo 1
Splicing Oligo 2
Splicing Oligo 3

FIG. 9

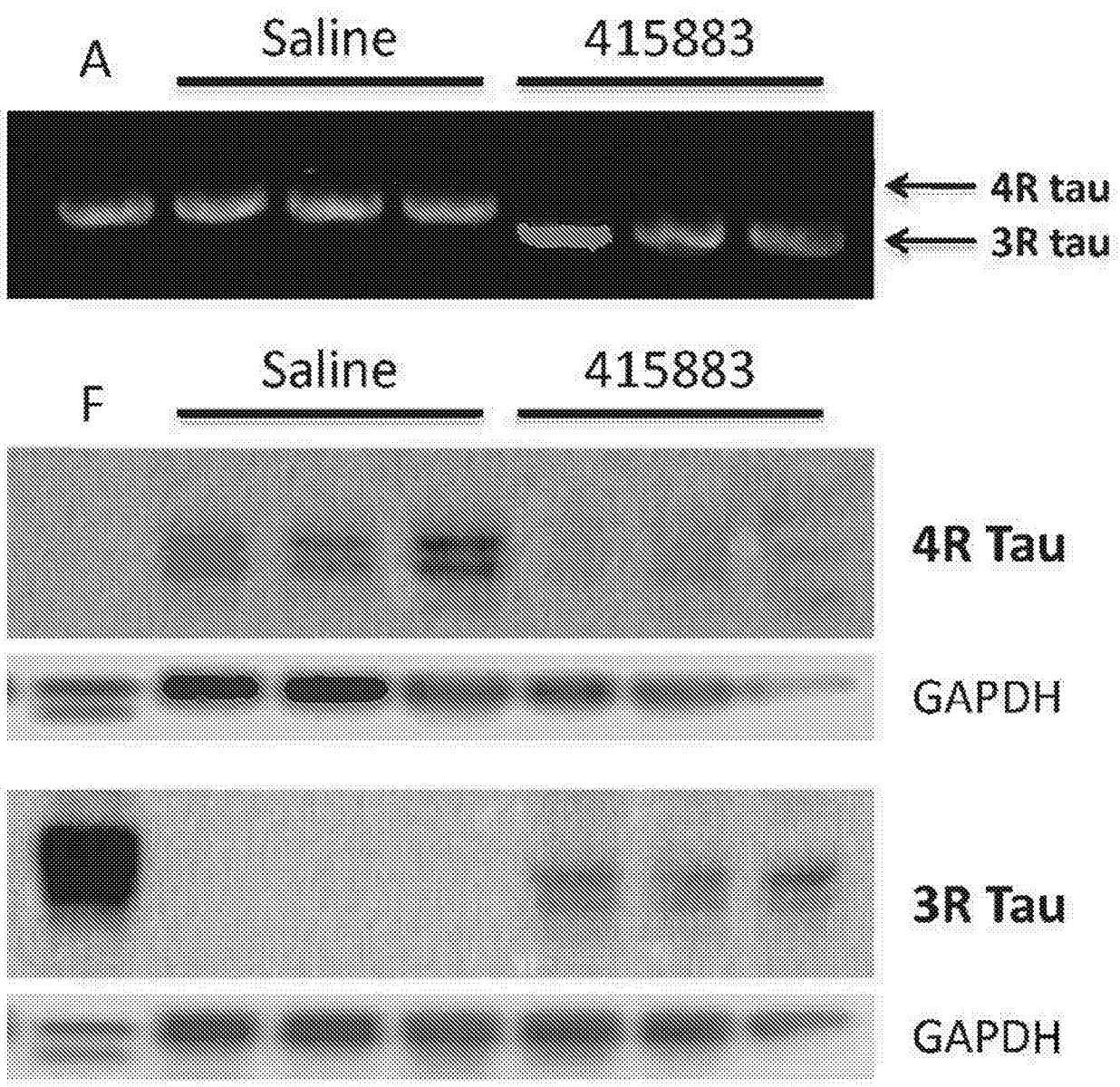
A
Saline
415883
4R tau
3R tau
F
Saline
415883
4R Tau
GAPDH
3R Tau
GAPDH

FIG. 10

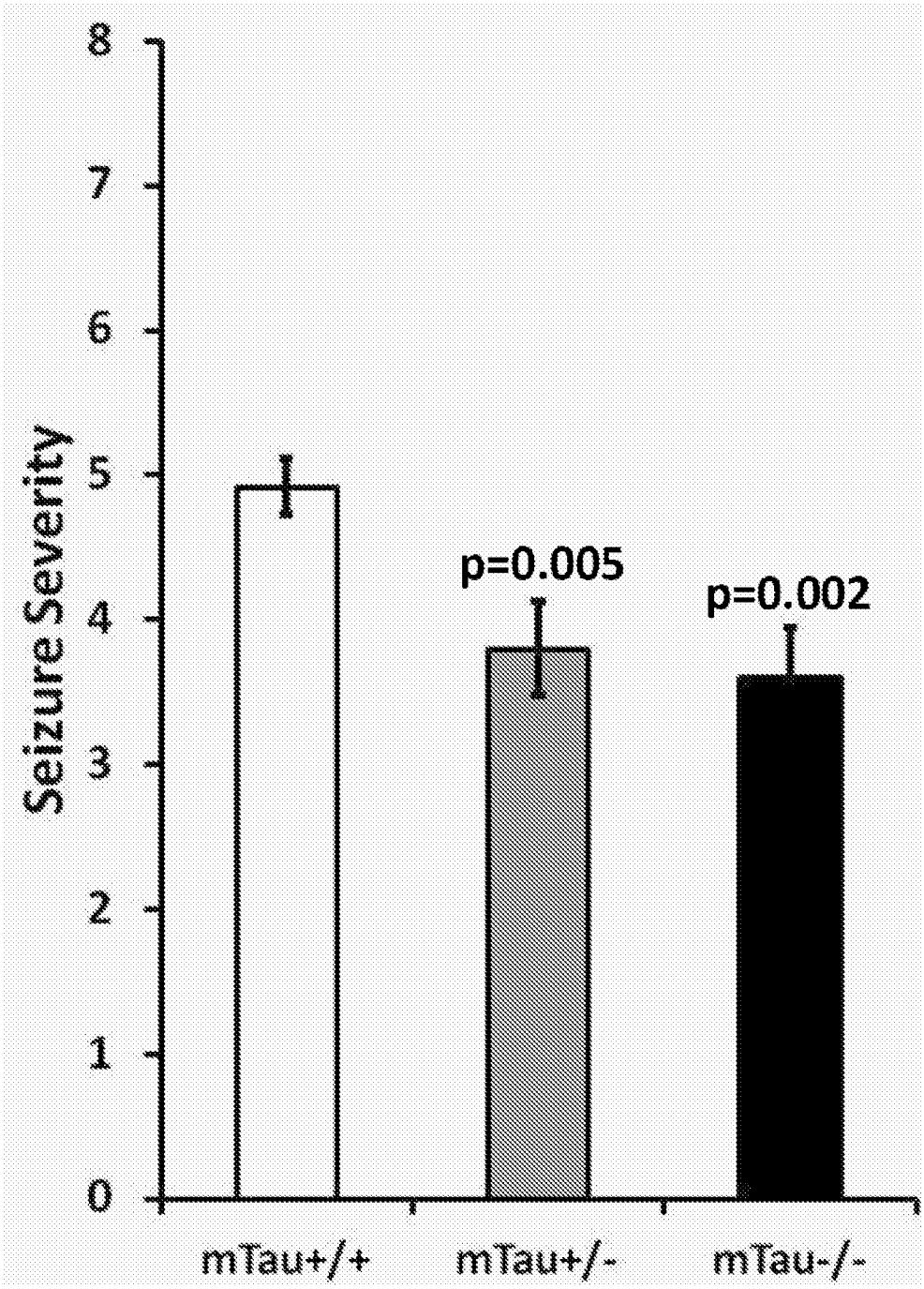

FIG. 11A

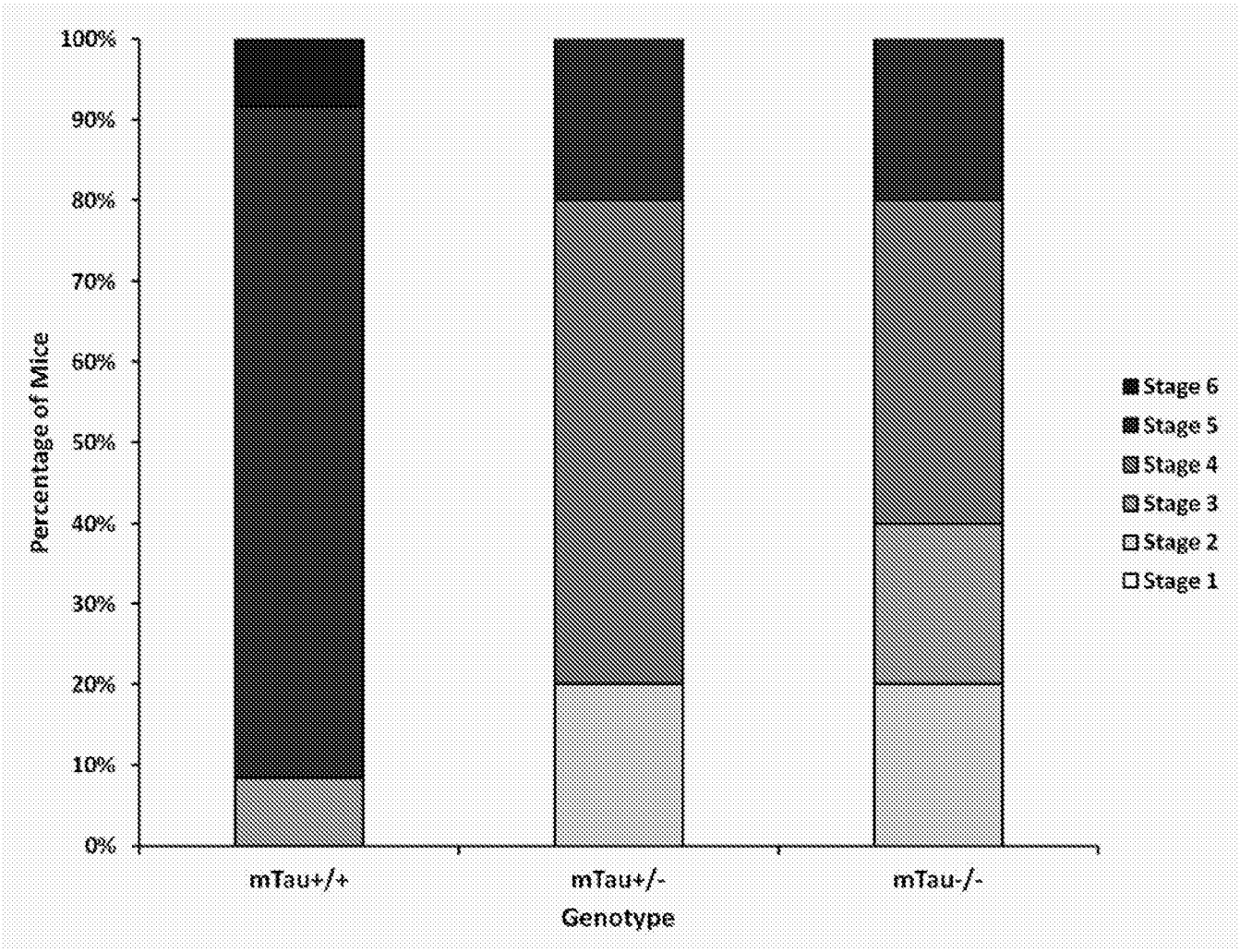
100%
90%
80%
70%
60%
50%
40%
30%
20%
10%
0%
Percentage of Mice
mTau+/+
mTau+/-
mTau-/-
Genotype
Stage 6
Stage 5
Stage 4
Stage 3
Stage 2
Stage 1

FIG. 11B

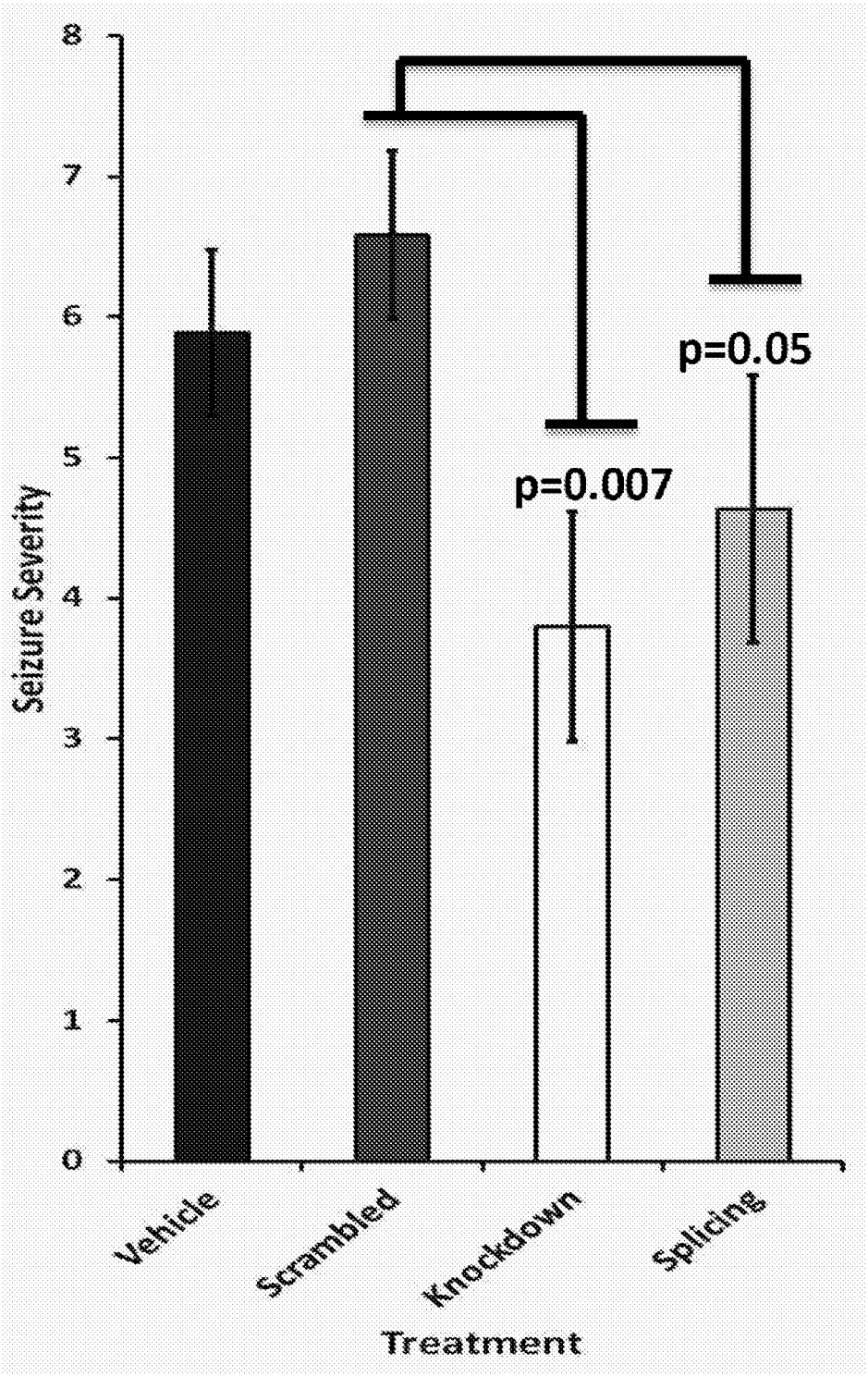
8
7
6
5
4
3
2
1
0
Seizure Severity
p=0.05
p=0.007
Vehicle
Scrambled
Knockdown
Splicing
Treatment

FIG.12A

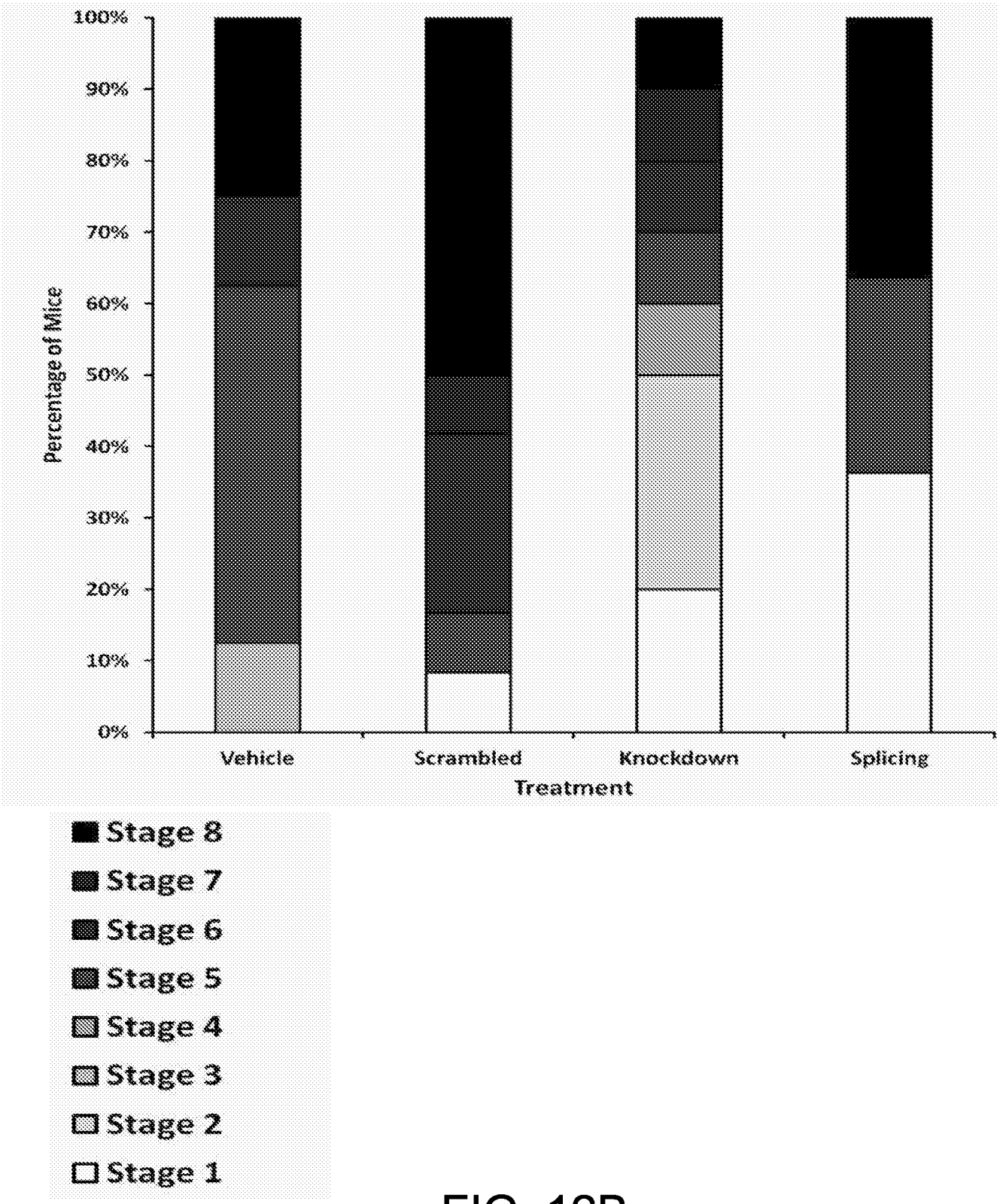
100%
90%
80%
70%
60%
50%
40%
30%
20%
10%
0%
Percentage of Mice
Vehicle
Scrambled
Knockdown
Splicing
Treatment
Stage 8
Stage 7
Stage 6
Stage 5
Stage 4
Stage 3
Stage 2
Stage 1

FIG. 12B

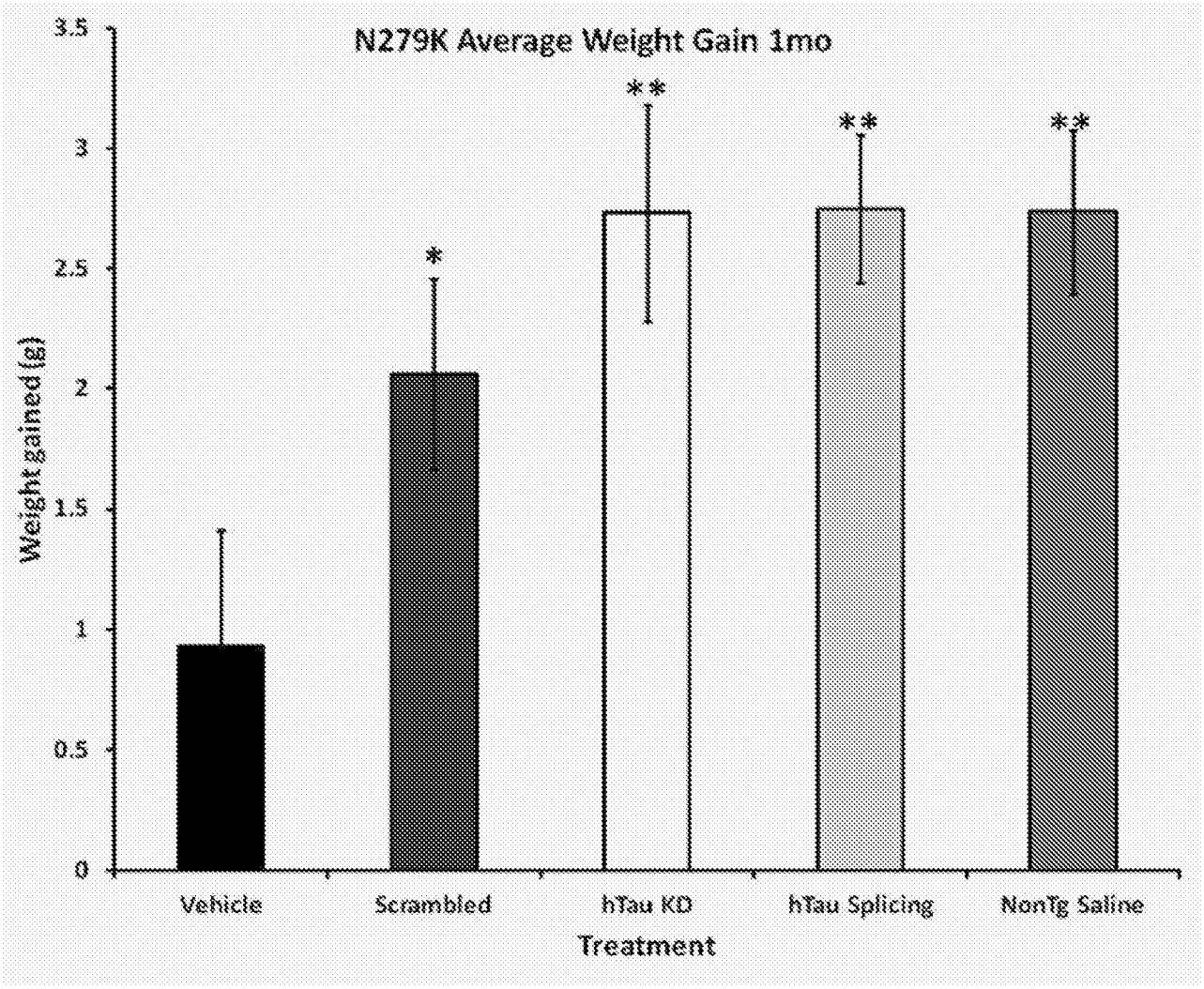
N279K Average Weight Gain 1mo
Weight gained (g)
3.5
3
2.5
2
1.5
1
0.5
0
*
**
**
**
Vehicle
Scrambled
hTau KD
hTau Splicing
NonTg Saline
Treatment

FIG. 13

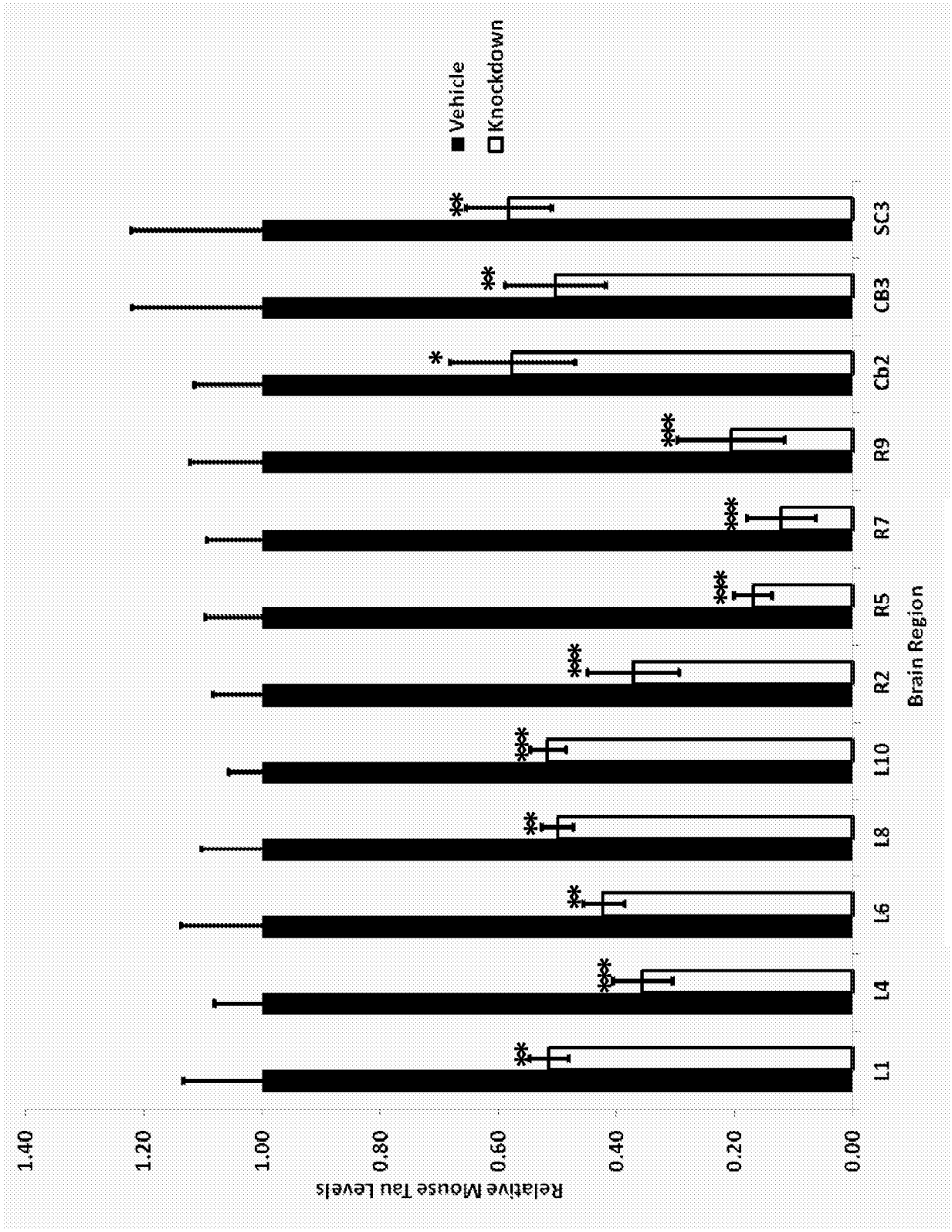
Vehicle
Knockdown
Relative Mouse Tau Levels
1.40
1.20
1.00
0.80
0.60
0.40
0.20
0.00
L1
L4
L6
L8
L10
R2
R5
R7
R9
Cb2
CB3
SC3
Brain Region

FIG. 14

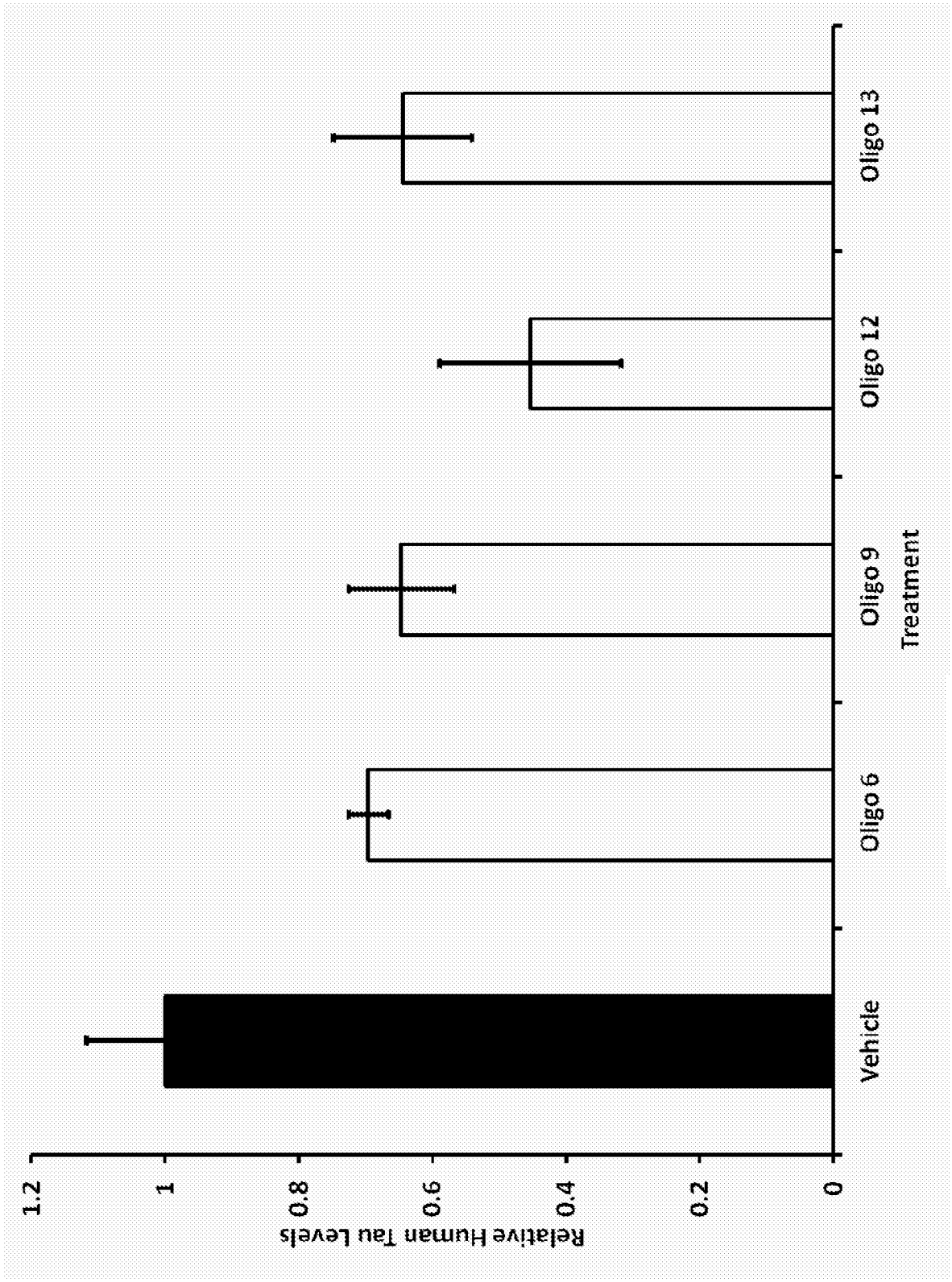
1.2
1
0.8
0.6
0.4
0.2
0
Relative Human Tau Levels
Vehicle
Oligo 6
Oligo 9
Oligo 12
Oligo 13
Treatment

FIG. 15

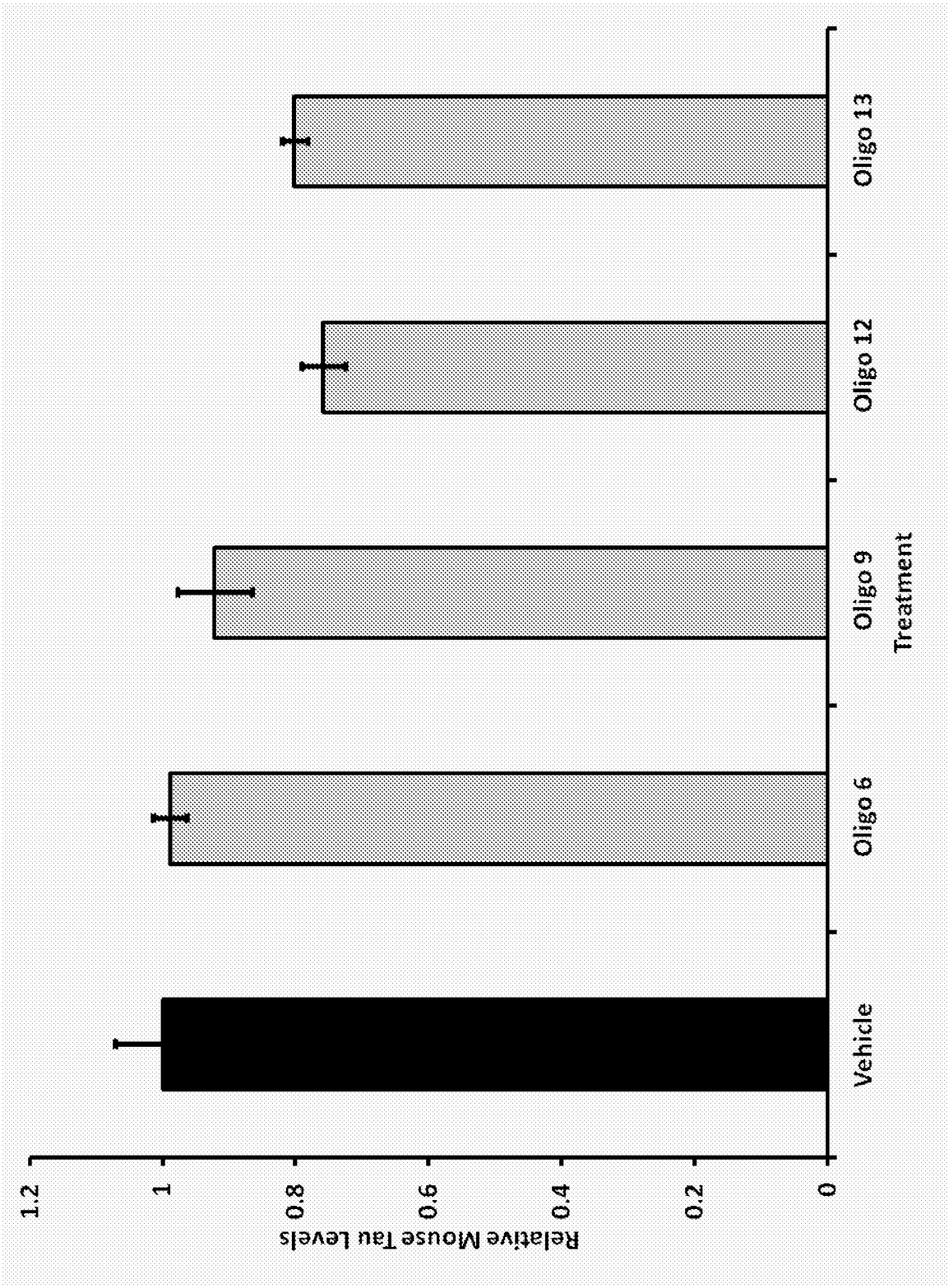
Relative Mouse Tau Levels
1.2
1
0.8
0.6
0.4
0.2
0
Vehicle
Oligo 6
Oligo 9
Oligo 12
Oligo 13
Treatment

FIG. 16

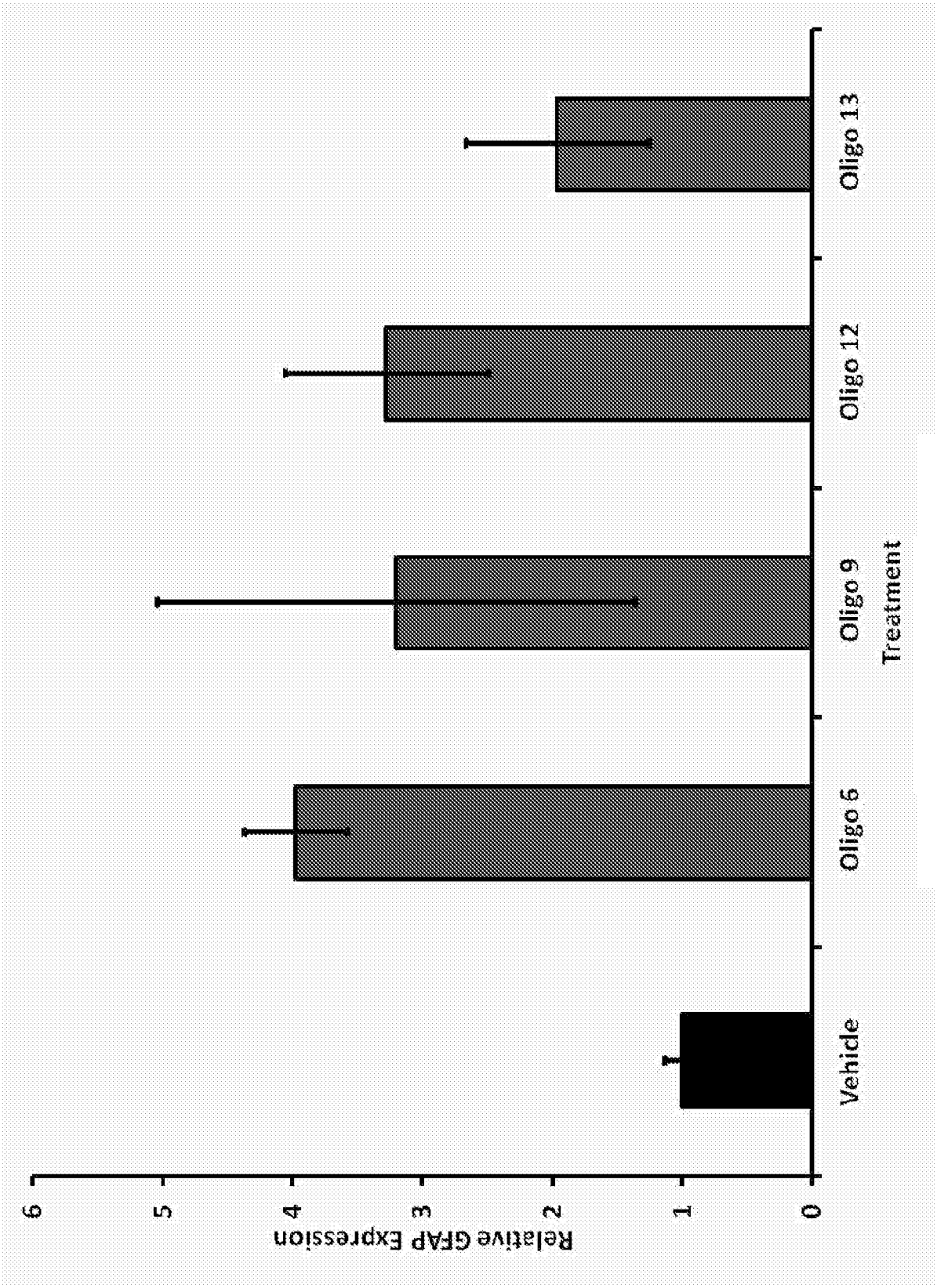
Relative GFAP Expression
0
1
2
3
4
5
6
Vehicle
Oligo 6
Oligo 9
Oligo 12
Oligo 13
Treatment

FIG. 17

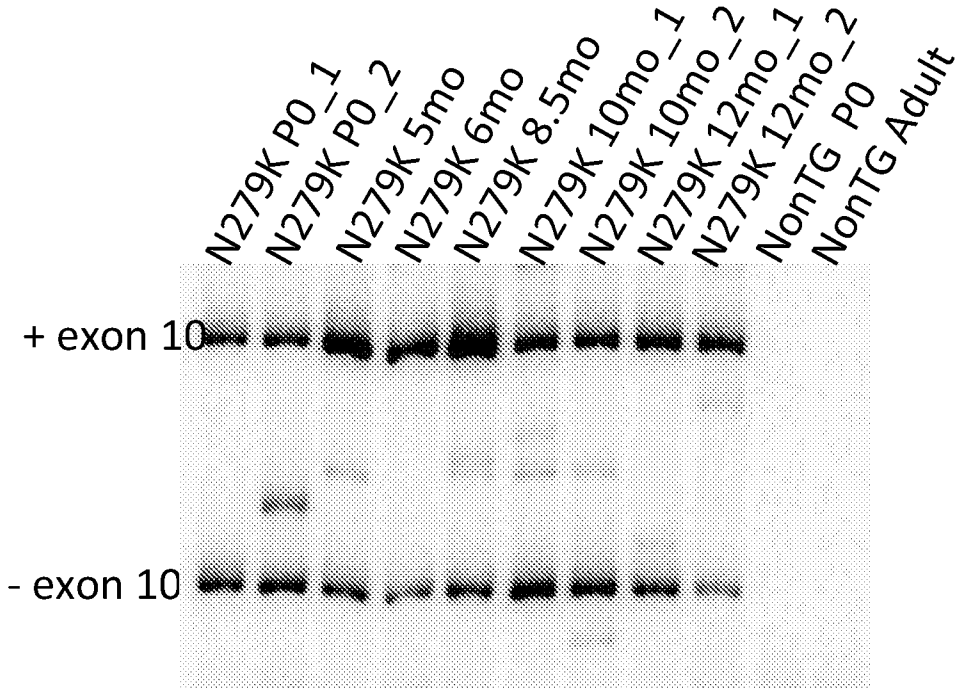
N279K P0_1
N279K P0_2
N279K 5mo
N279K 6mo
N279K 8.5mo
N279K 10mo_1
N279K 10mo_2
N279K 12mo_1
N279K 12mo_2
NonTG P0
NonTG Adult
+ exon 10
- exon 10

FIG. 18A

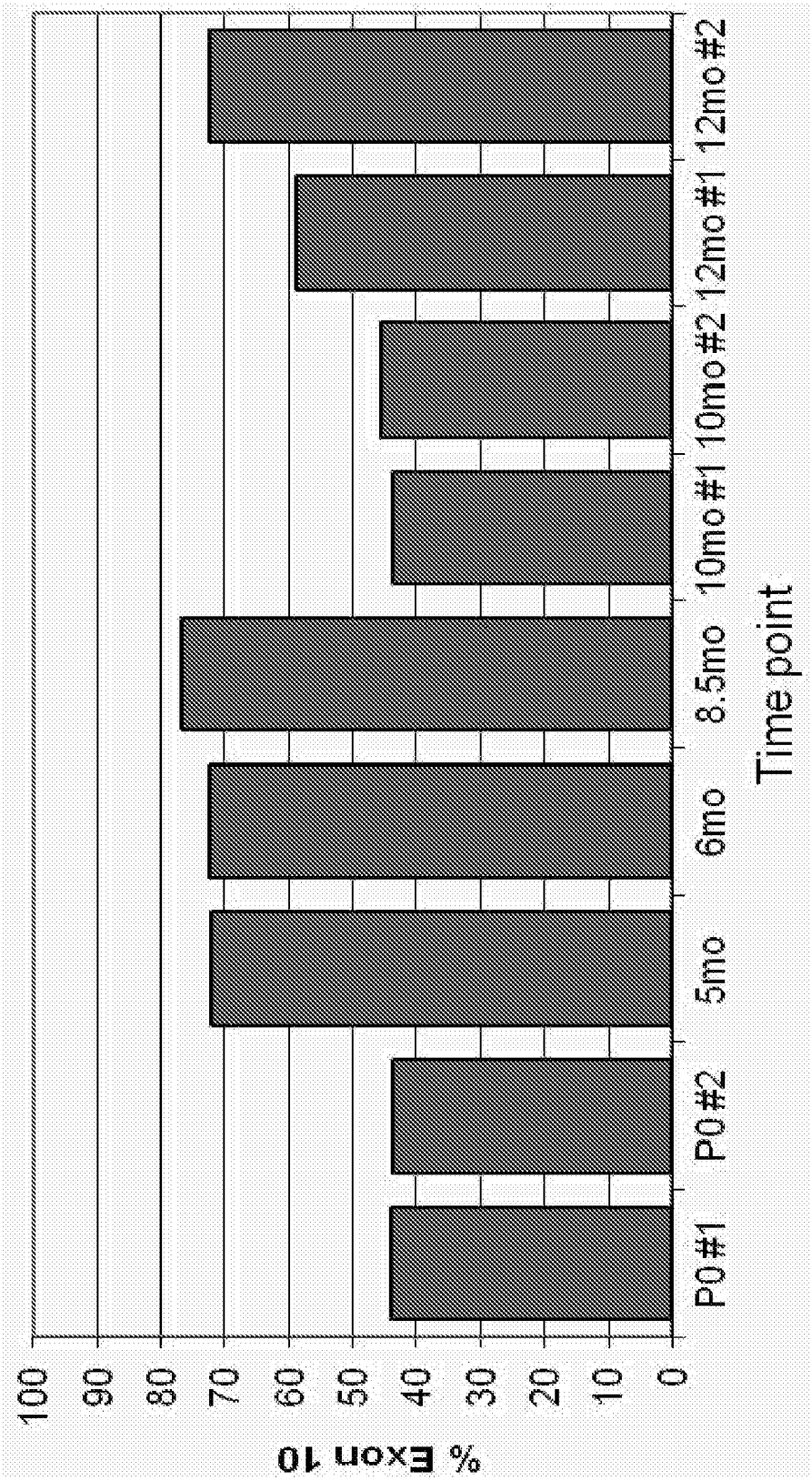
% Exon 10
100
90
80
70
60
50
40
30
20
10
0
P0 #1
P0 #2
5mo
6mo
8.5mo
10mo #1
10mo #2
12mo #1
12mo #2
Time point

FIG. 18B

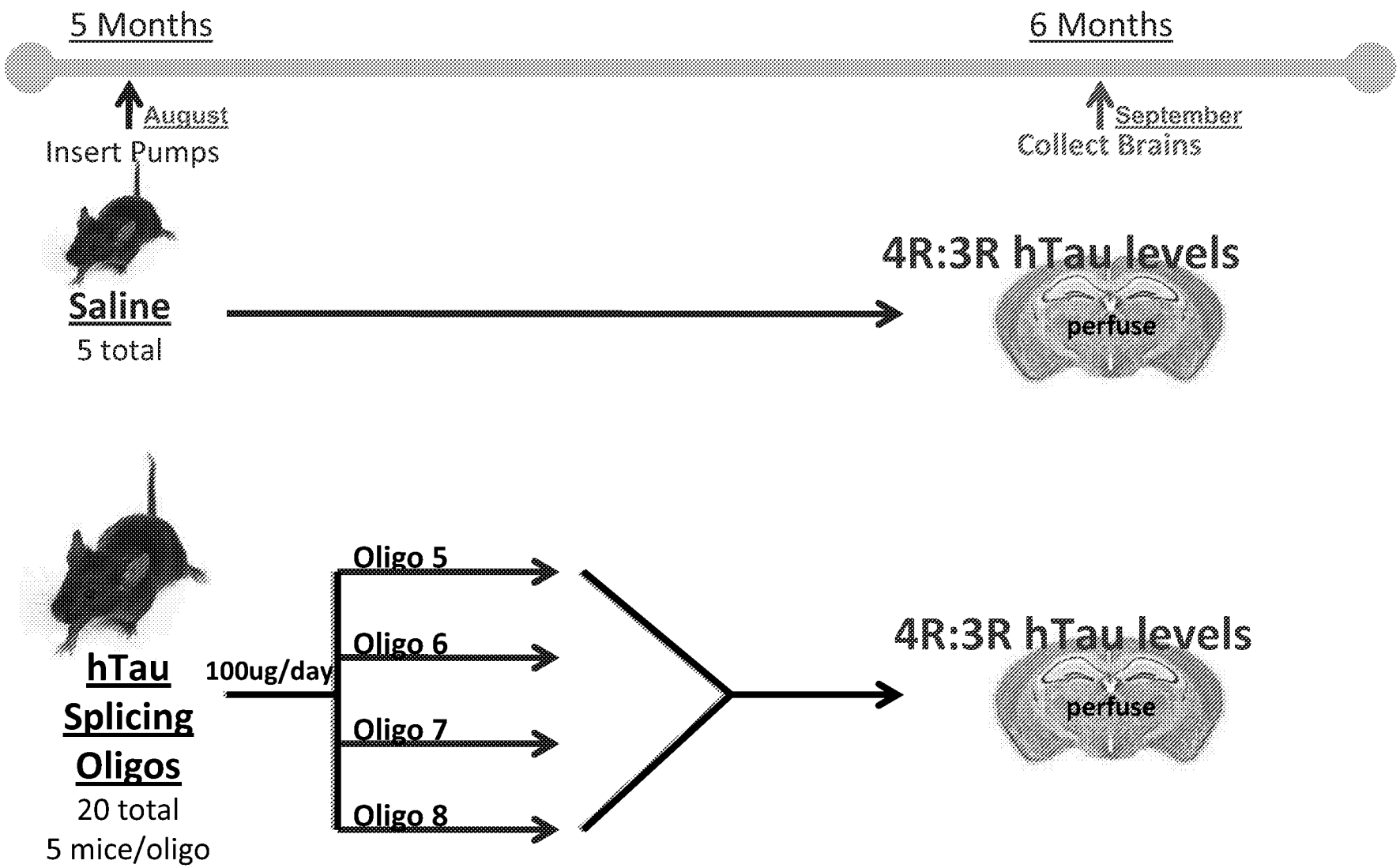
5 Months
6 Months
August
Insert Pumps
September
Collect Brains
Saline
5 total
4R:3R hTau levels
perfuse
hTau
Splicing
Oligos
20 total
5 mice/oligo
100ug/day
Oligo 5
Oligo 6
Oligo 7
Oligo 8
4R:3R hTau levels
perfuse

FIG. 19

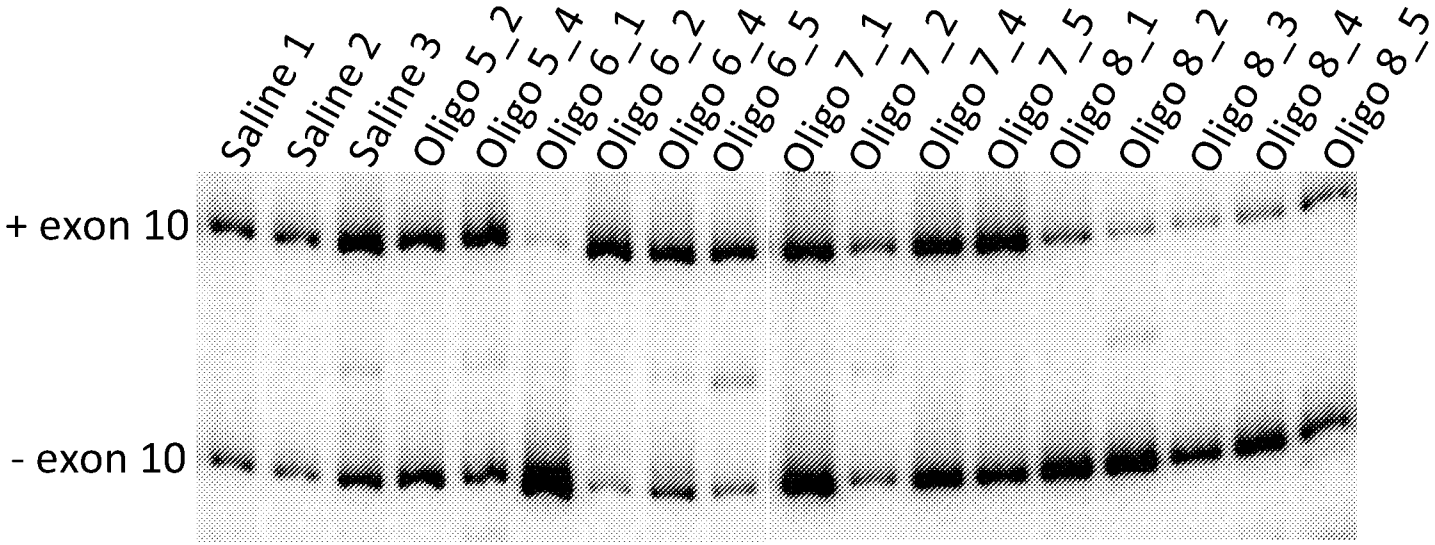
Saline 1
Saline 2
Saline 3
Oligo 5_2
Oligo 5_4
Oligo 6_1
Oligo 6_2
Oligo 6_4
Oligo 6_5
Oligo 7_1
Oligo 7_2
Oligo 7_4
Oligo 7_5
Oligo 8_1
Oligo 8_2
Oligo 8_3
Oligo 8_4
Oligo 8_5
+ exon 10
- exon 10

FIG. 20A

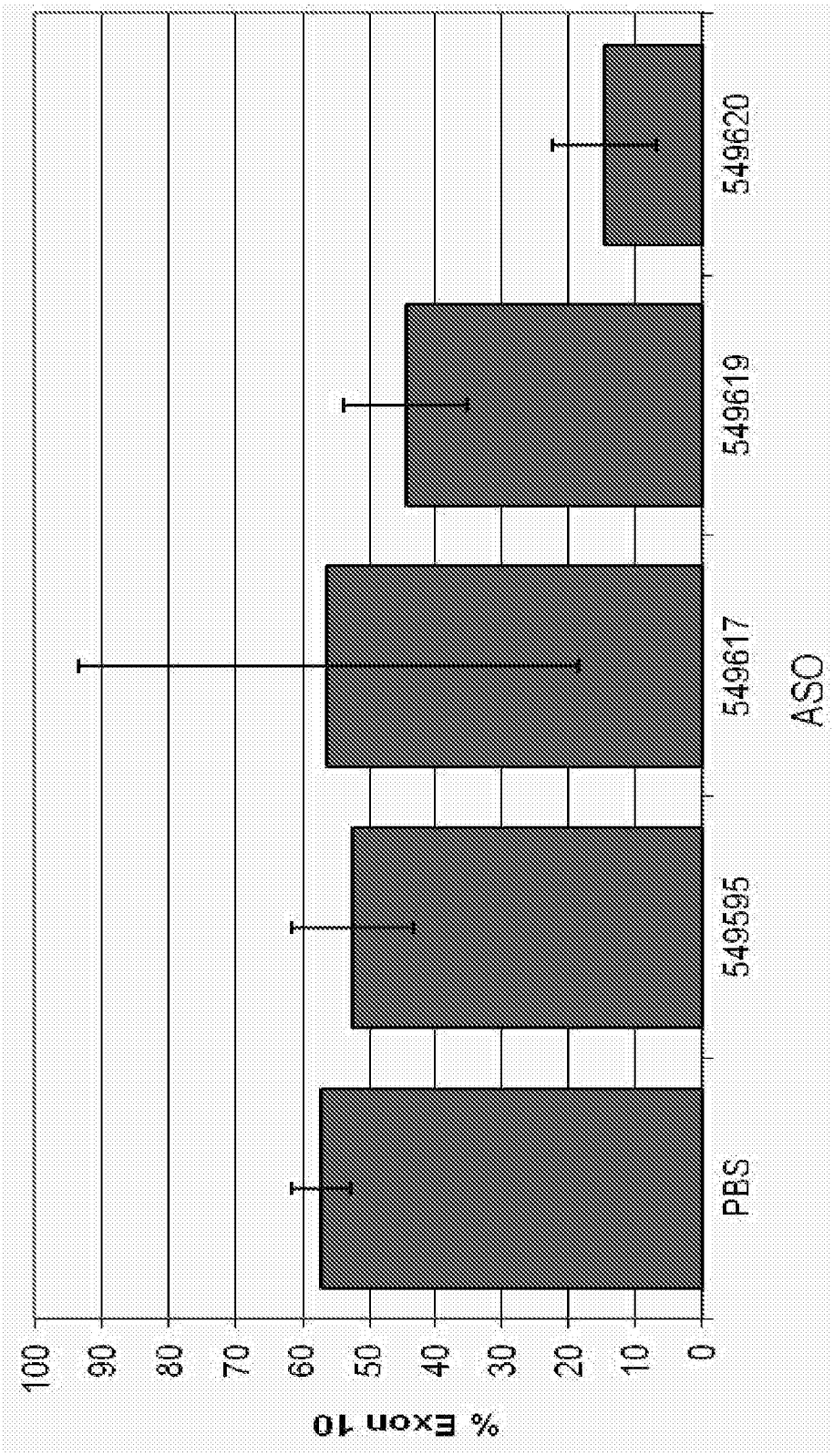
% Exon 10
100
90
80
70
60
50
40
30
20
10
0
PBS
549595
549617
549619
549620
ASO

FIG. 20B

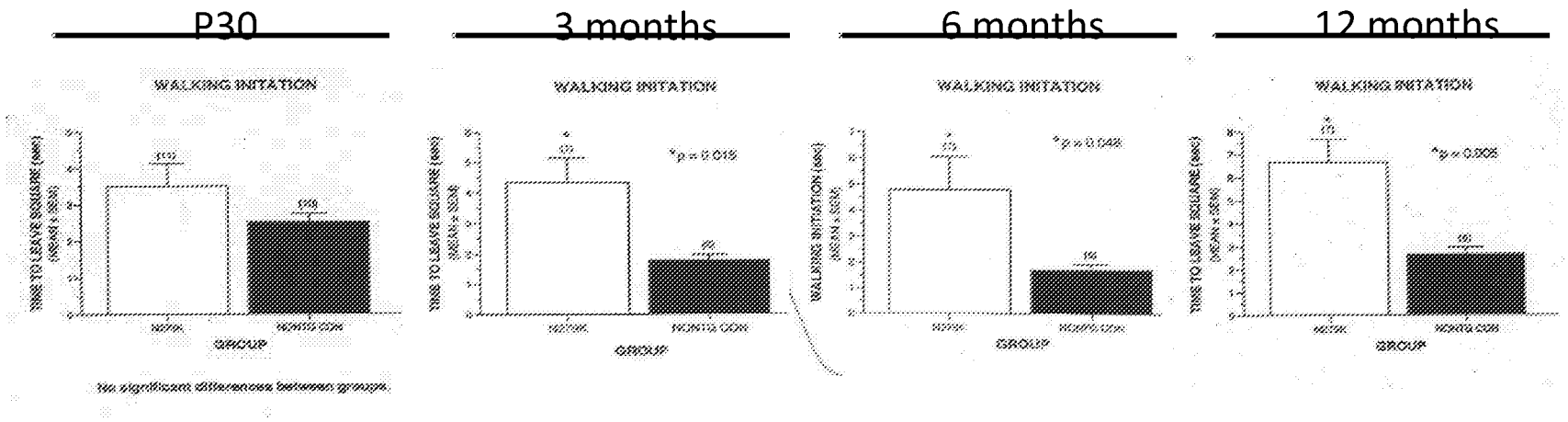
P30
3 months
6 months
12 months
WALKING IMITATION
WALKING IMITATION
WALKING IMITATION
WALKING IMITATION
GROUP
GROUP
GROUP
GROUP
No significant differences between groups

FIG. 21

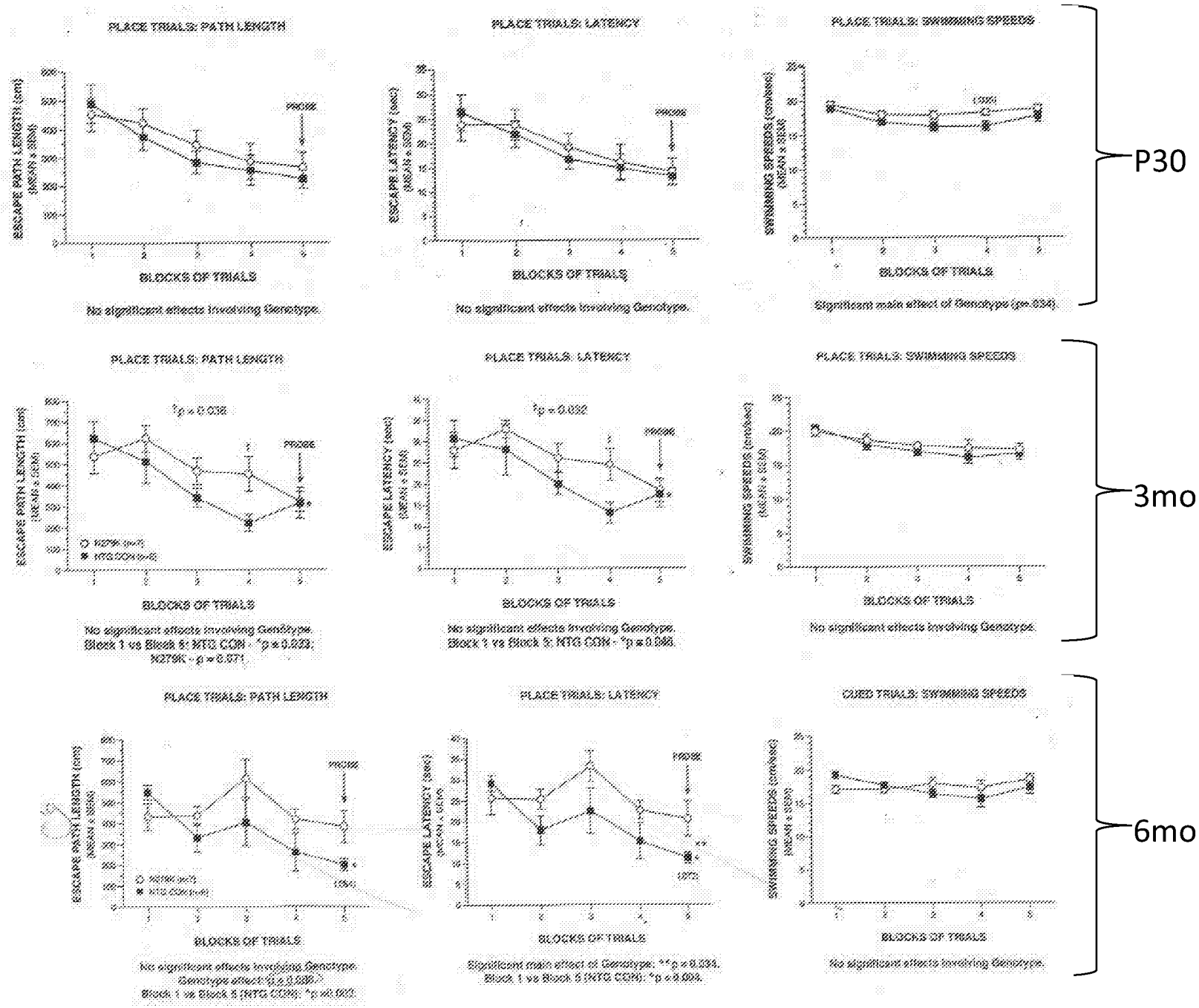
PLACE TRIALS: PATH LENGTH
PLACE TRIALS: LATENCY
PLACE TRIALS: SWIMMING SPEEDS
ESCAPE PATH LENGTH (cm)
ESCAPE LATENCY (sec)
SWIMMING SPEEDS (cm/sec)
BLOCKS OF TRIALS
PROBE
No significant effects involving Genotype.
No significant effects involving Genotype.
Significant main effect of Genotype (p=.034).
P30
PLACE TRIALS: PATH LENGTH
PLACE TRIALS: LATENCY
PLACE TRIALS: SWIMMING SPEEDS
No significant effects involving Genotype.
Block 1 vs Block 5: NTG CON - *p = 0.033;
N279K - p = 0.071
No significant effects involving Genotype.
Block 1 vs Block 5: NTG CON - *p = 0.048.
No significant effects involving Genotype.
3mo
PLACE TRIALS: PATH LENGTH
PLACE TRIALS: LATENCY
CUED TRIALS: SWIMMING SPEEDS
No significant effects involving Genotype.
Genotype effect: (p = 0.038)
Block 1 vs Block 5 (NTG CON): *p = 0.003
Significant main effect of Genotype: **p = 0.034.
Block 1 vs Block 5 (NTG CON): *p = 0.004.
No significant effects involving Genotype.
6mo

FIG. 22

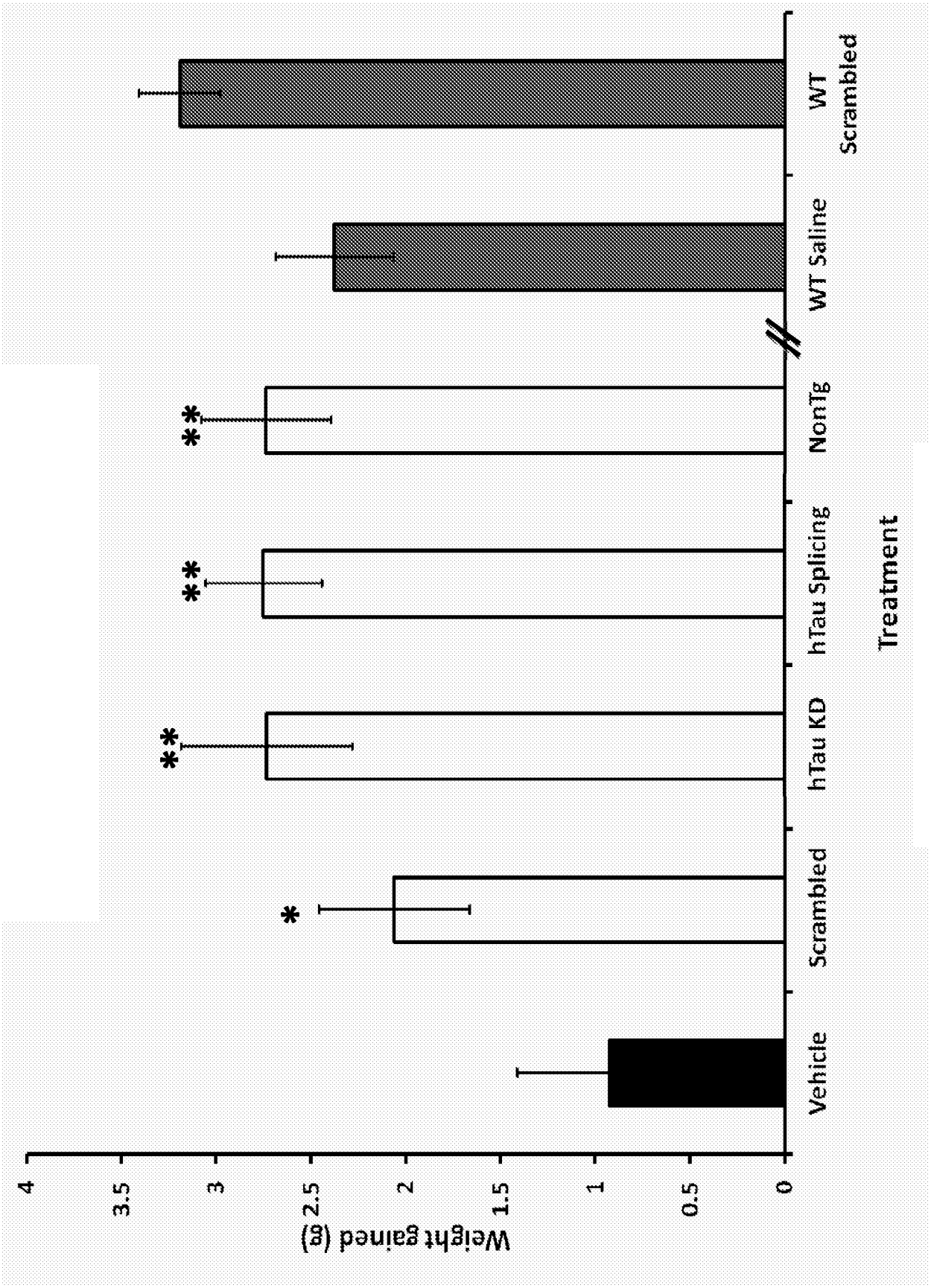
Weight gained (g)
4
3.5
3
2.5
2
1.5
1
0.5
0
*
**
**
**
Vehicle
Scrambled
hTau KD
hTau Splicing
NonTg
WT Saline
WT Scrambled
Treatment

FIG. 23

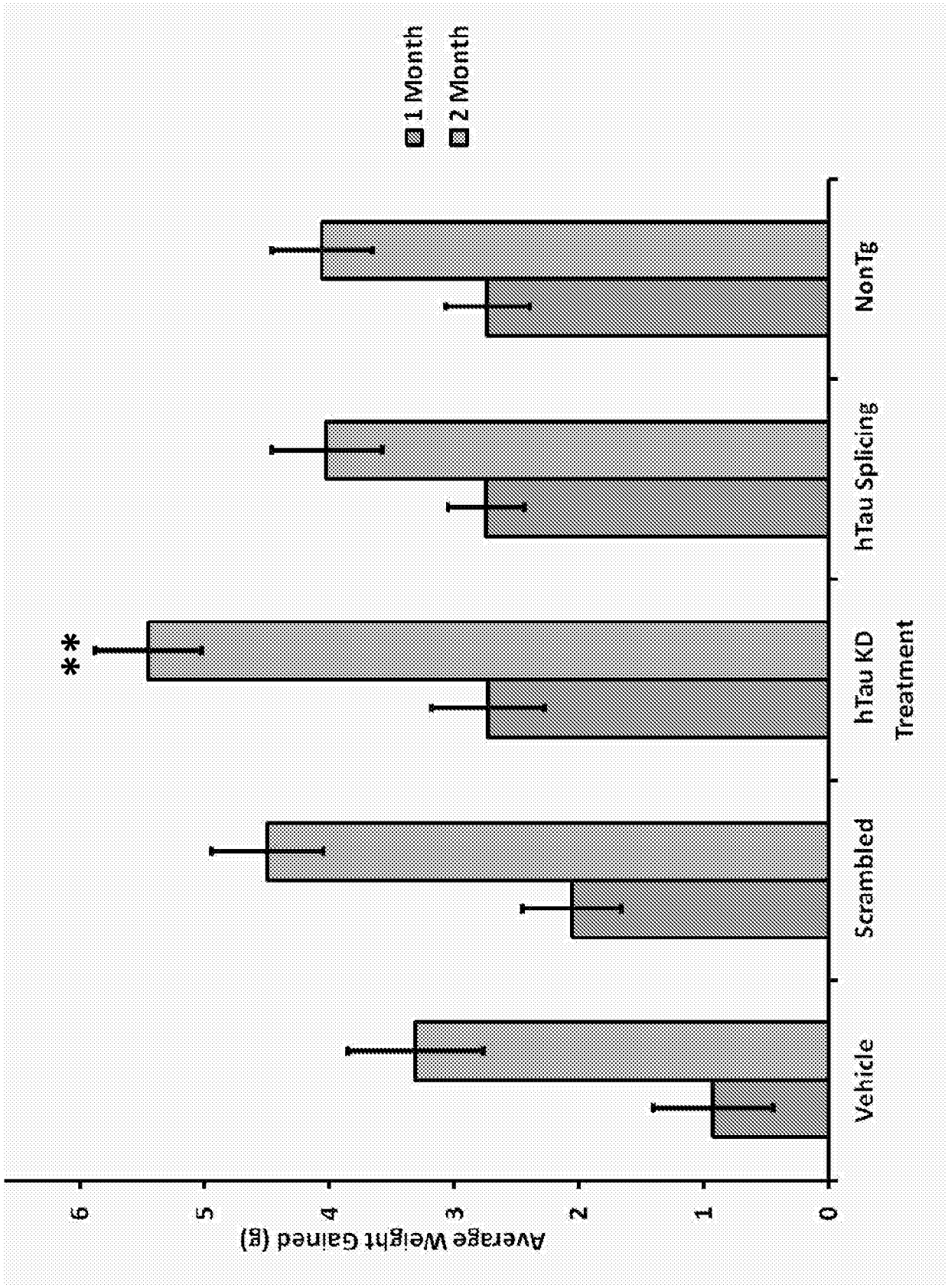
1 Month
2 Month
**
Average Weight Gained (gr)
0
1
2
3
4
5
6
Vehicle
Scrambled
hTau KD
hTau Splicing
NonTg
Treatment

FIG. 24

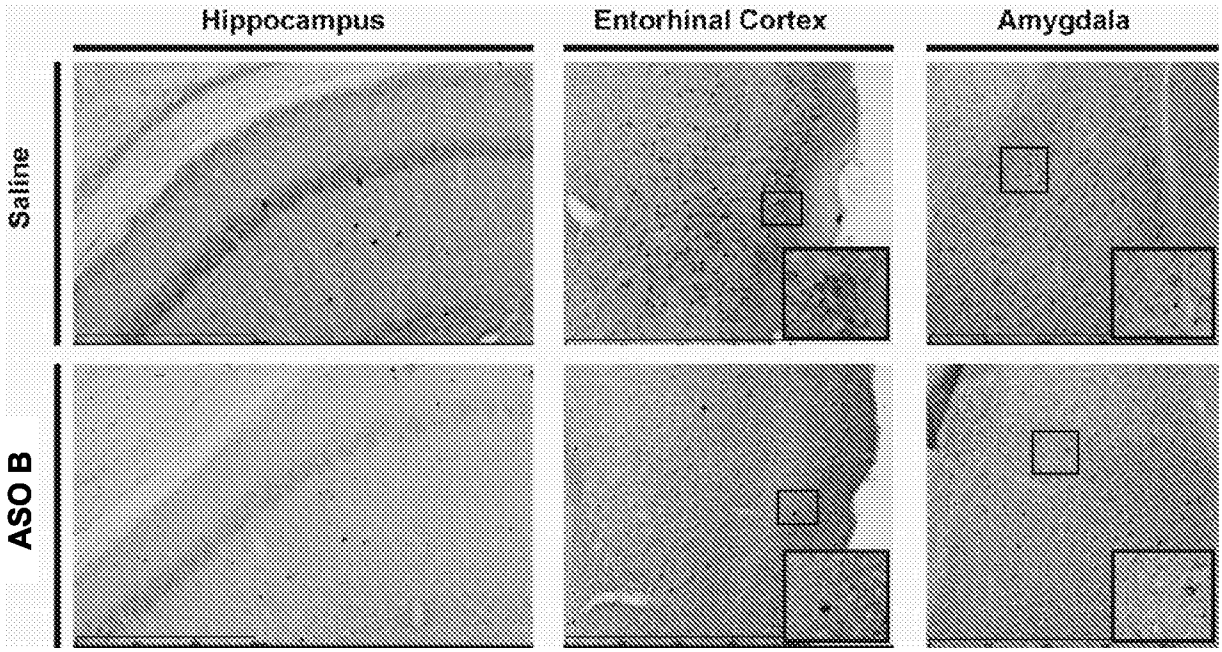

FIG. 25

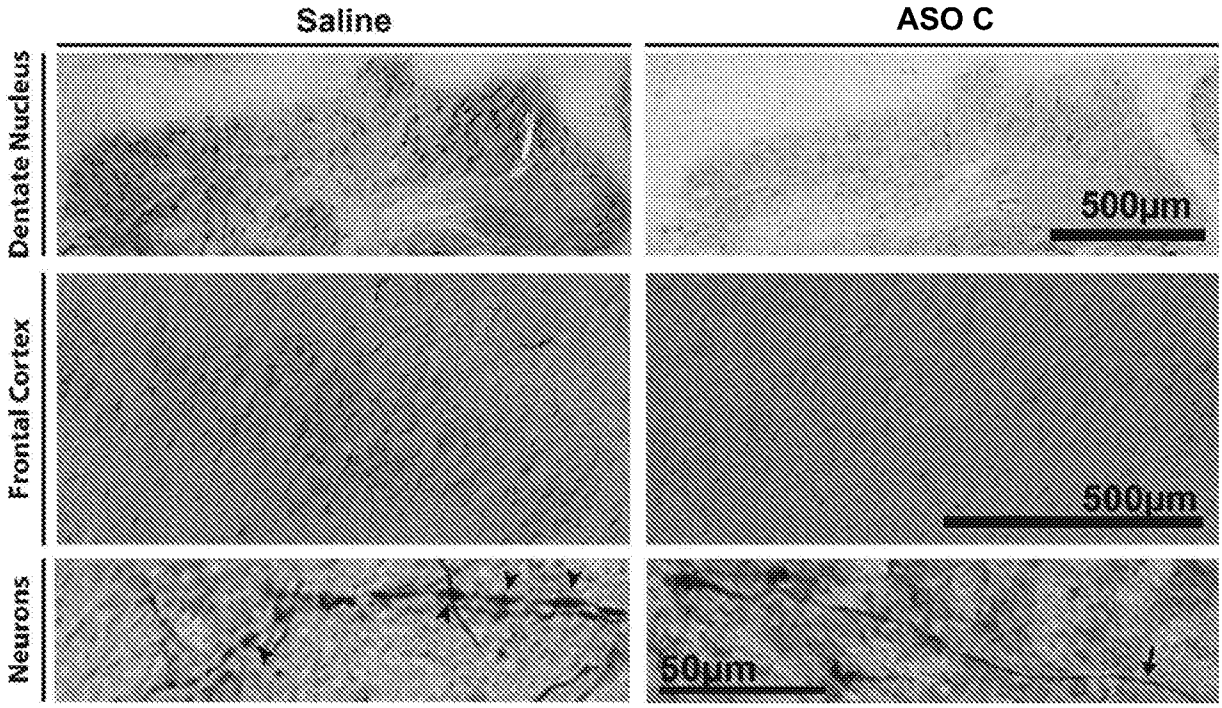
Saline
ASO C
Dentate Nucleus
Frontal Cortex
Neurons
500μm
500μm
50μm

FIG. 26

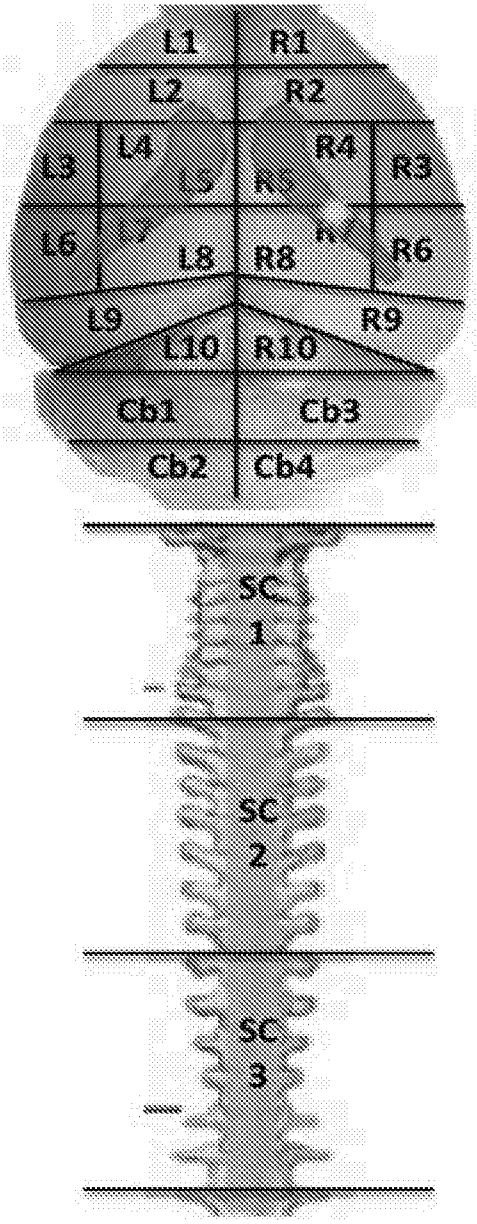
L1
R1
L2
R2
L3
L4
R4
R3
L6
L8
R8
R6
L9
R9
L10
R10
Cb1
Cb3
Cb2
Cb4
SC
1
SC
2
SC
3

FIG. 27

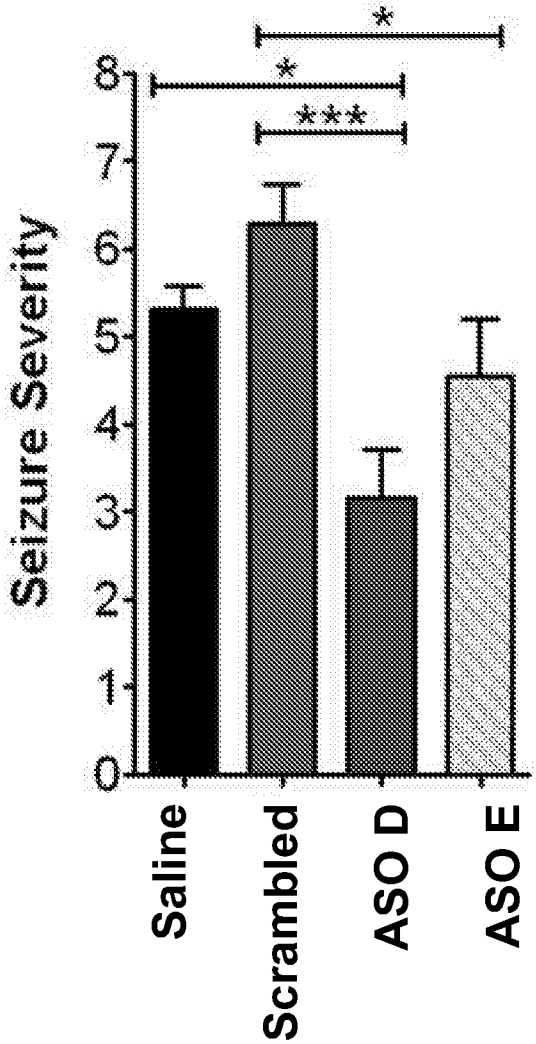

FIG. 28

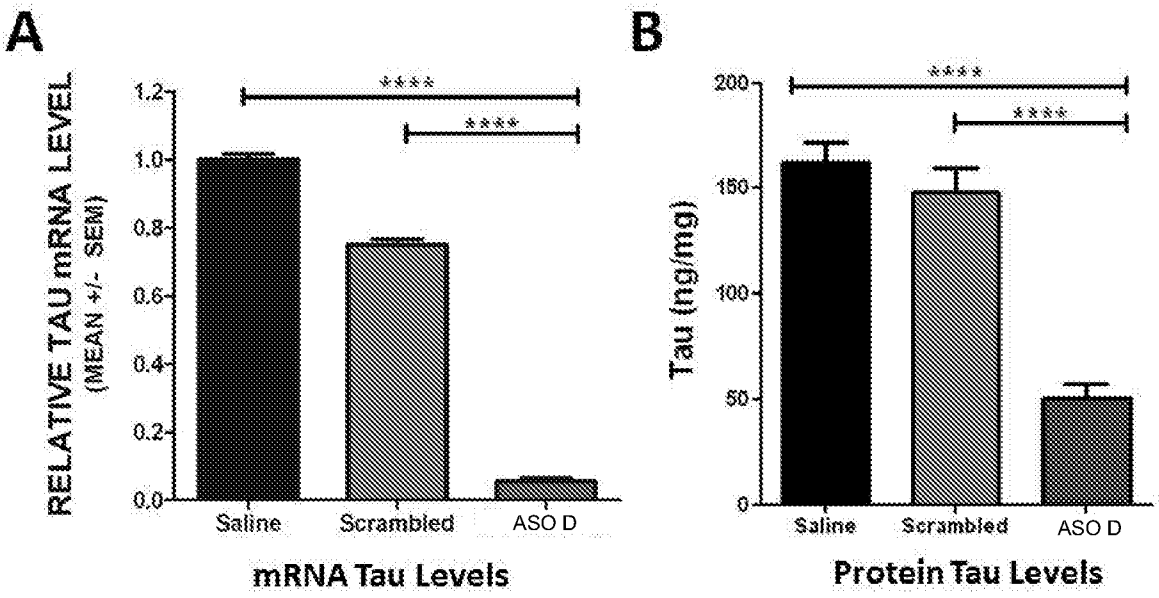
A
RELATIVE TAU mRNA LEVEL
(MEAN +/- SEM)
1.2
1.0
0.8
0.6
0.4
0.2
0.0
****
****
Saline
Scrambled
ASO D
mRNA Tau Levels
B
Tau (ng/mg)
200
150
100
50
0
****
****
Saline
Scrambled
ASO D
Protein Tau Levels

FIG. 29

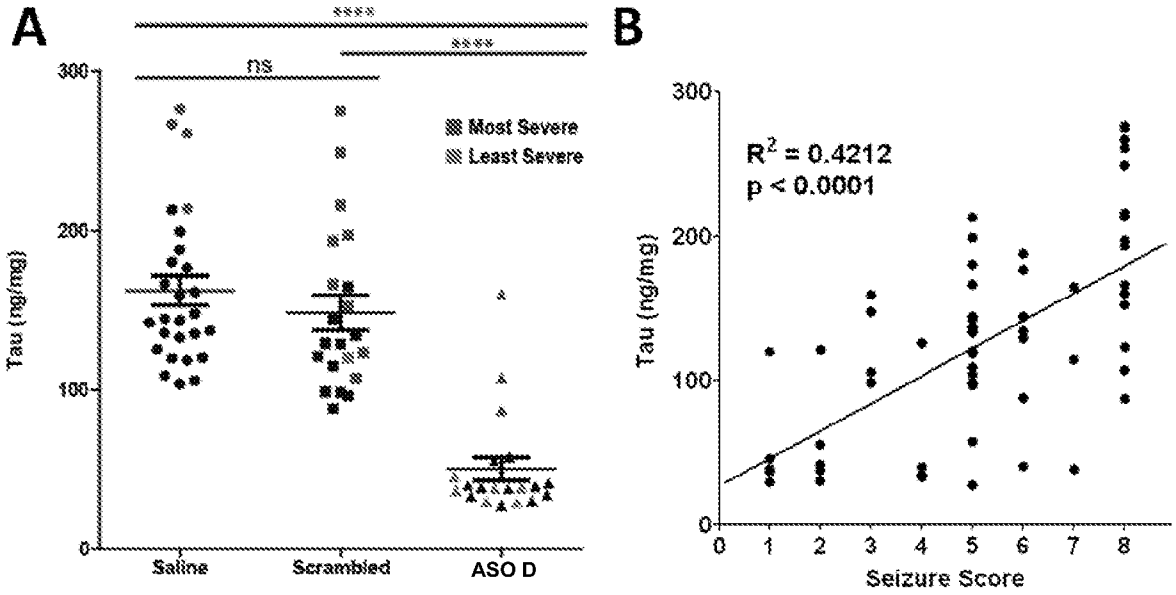
A
****
****
ns
300
200
100
0
Tau (ng/mg)
Most Severe
Least Severe
Saline
Scrambled
ASO D
B
300
200
100
0
Tau (ng/mg)
R^2 = 0.4212
p < 0.0001
0 1 2 3 4 5 6 7 8
Seizure Score

FIG. 30

SEQUENCE LISTING

<110> Timothy M Miller
C. Frank Bennett
Sarah DeVos
Frank Rigo

<120> METHODS FOR MODULATING TAU EXPRESSION
FOR REDUCING SEIZURE AND MODIFYING A NEURODEGENERATIVE
SYNDROME

<130> BIOL0210WO

<150> 61/719,149
<151> 2012-10-26

<150> 61/660,676
<151> 2012-06-15

<150> 61/618,435
<151> 2012-03-30

<160> 32

<170> FastSEQ for Windows Version 4.0

<210> 1
<211> 137001
<212> DNA
<213> homo sapiens

<400> 1
caaaaattag ccgggagtgg tggcatatgc ctgtaatccc agtagctggg aggctgagac 60
aggaaaatcg cttgaacccg ggaaacaggt tgcagtgagc cgagatcgtg ccactgcact 120
ccagcctggg caacagagcg agactccatc tcaaaaaaac aaaacaaaca cacacaaaaa 180
accaaaaata aataaataaa atgatcactt ctgaatactg atctaactag gggttgcagg 240
gtgggctgat atagggagaa actggagagc aaggagatca ctaaggtccc tacatgtcca 300
gaaccaagat agaggtcttg aactaggatg gtggcagtta gaacaacaac aacaaaaagt 360
caattccagg ctgagtgcag tggctcatgc ttgtaatccc aacgctttgg gaggctgagg 420
tgggagttag aaagcagcct gggcaacact gcaagacctc ctctctaaaa aaaaaaaaaa 480
aaaaaagtta gccaggtgtg gtggtgccca cctgtagtcc cagcaactca gaaggctgag 540
gtgggaagat tgcttgagcc ccaggagttc aagcttgccg tgagctacga ttgtgccact 600
gcactccagc ctgagcaaga cctgtctcc aaaaaaaggt caattccact gacttttcta 660
aggtgtacac catcaagggg cagctccatc tccaggccat tggctcatga gacattctgt 720
agtcagaagg ctagggcaga ttgctttgag caagccccca tggtggttct cactcctact 780
tctttgggta tatgcccctc tgtttaaaaa taaagttaat atgcattttaa aaaaaaaaag 840
gagaaaaagg tcagttccag aaactgtgtg aataaagcat tttacttgct ttttctatta 900
atctataaca tatgttgatt ttttaaaaag aatataagag ctatgcaaat tggagcttca 960
agacaacttc ccatctccct aggaggagat ggctgcccta aacccccccta catagaaatc 1020
atcccactgc ttgggcttaa acttgatgtt ggggaaatga aaaatccaag ctaaggccga 1080
agcctggggc ctgggcgacc agcagaatga ggaccactgg tcagtttcag gctgaggtgc 1140
gtcttccagg ggacaatctc tagctggccc ttaaacattc agacttcaag ctctatttac 1200
agcataaagg tgtttcaaaa gacgtgatac aaataactgc aaatgctctg cgatgtgtta 1260
agcactgttt gaaattcgtc taatttaaga tttttttttc tgacgtaacg gttagattca 1320
cgtttctttt tttttaagta cagttctact gtattgtaac tgagttagct tgctttaagc 1380
cgatttgtta aggaaaggat tcaccttggt cagtaacaaa aaaggtggga aaaaagcaag 1440
gagaaaggaa gcagcctggg ggaaagagac cttagccagg ggggcggttt cgggactacg 1500
aagggtcggg gcggacggac tcgagggccg gccacgtgga aggccgctca ggacttctgt 1560
aggagaggac accgccccag gctgactgaa agtaaagggc agcggaccca gcggcggagc 1620
cactggcctt gccccgaccc cgcatggccc gaaggaggac acccaccccc acaacgacac 1680
aaagactcca actacaggag gtggagaaag cgcgtgcgcc acggaacgcg cgtgcgcgct 1740
gcggtcagcg ccgcggcctg aggcgtagcg ggagggggac cgcgaaaggg cagcgccgag 1800

aggaacgagc cgggagacgc cggacggccg agcggcaggg cgct cgcgcg cgcccact ag 1860
t ggccggagg agaaggct cc cgcggaggcc gcgct gcccg cccct cccc t ggggaggct 1920
cgcgt t cccg ct gct cgcgc ct gcgccgcc cgccggcct c aggaacgcgc cct ct t cgcc 1980
ggcgcgcgcc ct cgcagt ca ccgccaccca ccagct ccgg caccaacagc agcgccgct g 2040
ccaccgccca cct t ct gccg ccgccaccac agccacct t c t cct cct ccg ct gt cct ct c 2100
ccgt cct cgc ct ct gt cgac t at caggt aa gcgccgcggc t ccgaaat ct gcct cgccgt 2160
ccgcct ct gt gcacccct gc gccgccgccc ct cgccct cc ct ct ccgcag act ggggct t 2220
cgt gcgccgg gcat cggt cg gggccaccgc agggcccct c cct gcct ccc ct gct cgggg 2280
gct ggggcca gggcggcct g gaaagggacc t gagcaaggg at gcacgcac gcgt gagt gc 2340
gcgcgt gt gt gt gt gct gga gggt ct t cac caccagat t c gcgcagaccc caggt ggagg 2400
ct gt gccggc agggt ggggc gcggcggcgg t gact t gggg gagggggct g cccct t cact c 2460
t cgact gcag cct t t t gccg caat gggcgt gt gt gt gt gt gt gt gt gt gt gt gt gt gt gt gt 2520
gt gt gt gt gt gt ggaggggt ccgat aacga cccccgaaac cgaat ct gaa at ccgct gt c 2580
cct gccgct g t t cgccat ca gct ct aagaa agacgt ggat cgggt t ct ag aaaagat gac 2640
t ccct gcacg cccct ccct g cacct cccga gcagt gat t c cgacagggcc t t cact gccc 2700
ct gat t t t ag gcgggggccg gccccct ccc ct t t t cct cc t t cagaaacc cgt aggggac 2760
at t t gggggc t gggagaaat cgaggagat g gggaggggt c cacgcgct gt cact t t agt t 2820
gccct t cccc ct gcgcacgc ct ggcacaga gacgcgagca gcgccgt gcc t gagaacagt 2880
gcgcggat cc cact gt gcac gct cgcaaag gcagggt t ca cct ggcct gg cgat gt ggac 2940
ggact cggcg gccgct ggt c cccgt t cgcg ggcacgcaca gccgcagcca cgcacggat g 3000
ggcgcggggc t gcaggt gca t ct cggggcg gat t t ct t t c t cagcgct cg gagcgcaggg 3060
cgcccggcgt gt gcgct ccc t gccggaggc gcggggct gg cgcgcagggc t cgcccct ca 3120
ct gcggcagt gggt gt ggac cct ggt gggc gaggaagggg gaggat aggc t gt gcct cct 3180
cccact cccg cccccagccc ccct t t t t t t cccct cgga acgcgaggt g ccat ct t t t t 3240
t cggcgt gt c acgt ct t t ac ggt gccat gc caaaccgggt ggccgggct t cat aggacag 3300
ggcggggcct ggcat t aaag ggagggggac aat cagcgct gaaat ct t gg cgt t t t gct g 3360
ct gcgggcgt gagcact ggg ggcgt t cgcc cagcacct t c t t cgggggct ct t t gct t t g 3420
t ct gt agagg t t acgt gat c t gcgct ccca gccct ggt t t ct ggct t t t a t t ct gagggt 3480
gt t cagt caa cct cccccct acgcccat gc gcct ct ct t t cct t t t t cgc t cct cat t t c 3540
cgagcccat t gt t ggat ct c gaggct t gct gggt t cgat g aact cgagt c aaccccccga 3600
cccccggcac gcat ggaacg ggcgt gaccg cgcgcagcct cgt ct cggag t ct gccggcg 3660
ccgggaagct t ct gaaggga t gggat t cga gt ct ccgt gc gcgct gcggg cggcggcaga 3720
gggat ct cgc ccct ccct ac accccaagt g t cct gagggc cacgccacac caggt t gccc 3780
agcgagggac gct ggct acc cat ccgggga t gggt gggga gccct ggcgg ggcct ct ccg 3840
gct t t acgcc ct gt t gct t c gcct ggccgg agaat gt gag gaaggggcat aaggt t act g 3900
gt gct t cggc cacacccat c t t t ct gagcc cact ggact g ggcgcagagg ggggat t gcc 3960
at ggaaacca caggt gt ccg gagaggggat ct t ggggct g gcct cacccc t t ccct gcgg 4020
agat t gggga ccct ggggt a gggggagccg cgcccagt cg gcct cct gga ggacacggga 4080
ggaagccccg aaccccccgcg cct gaggct g t t t ct gat t g gcccct ggag gccgcagaca 4140
cgcagat agg cggccct ggg t gt at t t t t a t t aat at t at gt ccgt act g at t aat at t a 4200
t t t at ct t aa at aaat t t ca cccgt gt cca agt t caccgc gcccccaaaa ccgagt ct gg 4260
ggcggcaggg ggaact cct g gccaacgaat ccat gcct cg ccct cct gt g at gaacct gg 4320
t acgcacggt t t t ct ggt t a at t ct at cgc t gaaaact gg t gcgggggggc gcact t ct ga 4380
gacggaagag cat ct aggag ct gaat cct c cacgcgggt c gcccaggt t g at ct gaat t t 4440
ct ggggaat g gct t ggct gc ccgcccggga ccaggccgac cct cct t gac ggt ggcgt ag 4500
agggct ggag cct gggt act gcgaggct cc t cgcat ggct gggcccgccg cgaggggt t g 4560
cagagcggct cagggat cga t t caagcat c gt ct ct cct c cct cgccccc agacagagct 4620
gggcgcgggg t t cccct t cc agat ggagcg agggt ct cgg ggt ggccccg gaaaagggga 4680
gcccgcggcc acggct acgt at t gccat ct cgcgagcaga gat gt cacct cct gcct t t g 4740
gaggaaaggg agcccggt gg ggat gagcgc at t t agccca at gct gggaa caaagcgcac 4800
t ccgcgct t c t gcgat t t cg ct ccat t t t g aaat gt gt t g gcgct t t ggt ggggccgct g 4860
cggt gggcaa ggccgggggc gct gt t aat g gaggaacct c agggggacgg t cct t cgt ag 4920
gaaact ct at cct ggct ct g cgcgcgct t t aaggaaat gg ct t ccct cca ggacct cgag 4980
ggat gcagct t t t gcgcgga t gacggt ggg gt gct gaacc agccggt gcg cct ct ggaaa 5040
t gt ct gggca cggat cct gg ggccat cgac gact cct ccc cat t cccagc aggcgggagc 5100
t ct t acat t c cgagcgagt g acccct ct ca ccct ct ggcg ct cacacacc t gt aact cca 5160
aacct ccgt c t cagaat ggt ccaggct gga agggat gat g ggggct ccga cagcgact gc 5220
ct agct cacc cct ct gcgt g ct caggct cc aggct cagca ggaccaat t t gagt t ct at c 5280
t gat ccccct cggcccct t a act gacccat cct acaggag acagggaaat gt ct t t cct a 5340
ccgcggt t ga t t ct ggggt g t cat t t t gt g t t t t gt gat g gct gct t at a t t t act gt at 5400
aagcat t gt a t t t act gt at aagcat t gt a t t at aat t ac t gt at aagct gct t at at t t 5460
act gt at aag cat ct ccaaa t cct ccct ct acgt aaacaa at t aat ggat aaacagat aa 5520
gt gt at cccc t gccccccacc cct gct acgc aggt ccggag t gact ct t ga agct cat aca 5580

```
t t cct t ggcc  aagt t t gct t  ct ct aacaga  t gt t t at at a  gcaat aacct  ggct t ggct c  5640
t t gggt t cac  ct t t ggacga  t t t ggggaag  gggct t gt t g  gct t t gct gg  gt t t t ggat g  5700
agt gacagt c  cat gact gt t  cct gct ggaa  gggcgt gact  t t t aagt ggt  t t ct aat at c  5760
aggcat t gct  cct ccgacag  gaacaaaaga  aat ggat act  gcccat aaat  t gt t agaaaa  5820
ct t agaat cg  ct t t gat t ga  ggaaaggt t a  gat t t at t cc  ggt t ggaaaa  agt ggcct t t  5880
ct at t aaacg  t gccct t t ga  ccct cat gcc  ct t ggaggt c  ggt gccagcc  t ggagat ggg  5940
at aagat t gt  ggt t t t cct t  ct gcct t t t t  aacat ct gt t  gt t acagt cc  at t t gt t gaa  6000
aat t t aaaga  aact gt t t t a  t t ccact t t c  cct cagcat t  t at gt gt gt g  gt t t cagt ag  6060
ct ct gt ggct  at at gt acga  acacgt gt t a  t t t t t ccaat  t ggacat gt g  at aat t t t cc  6120
aact ggacct  t gcct t ct at  t gat gt at t t  at t t agcat c  t t cct t act c  cct cct t gaa  6180
aaagaat cac  t caaaaacaa  at aaaaacag  ccgt aggggc  ct aat acagt  gct agacat a  6240
caagaggt at  t cggt ccat a  ccaaat ggat  t t t at ccat g  aaggat aaat  ggggaaat ac  6300
agt gggaagc  aggt gggaaa  ct gcgt t t ga  ct ct gct ct t  t cct ccacca  ccact t t cct  6360
cat caccgt g  t t cagagacc  cccaaagccc  cct cacact c  ccagaaacac  ccccct ggcc  6420
act cct aact  t gccat gccc  aggagt t agg  t gct t ccact  agt gacat gg  agct ggcgt t  6480
t ggggggcac  ct cagcaggt  gacgggaaga  gaagacccca  gcct caccag  ct gggct gca  6540
gcagggagag  gagt cct cat  gt t ccagcag  ggact ct cag  ct gt t t t cct  gt aaaaccat  6600
ggt t ct caac  t gggggccac  t gagat gt ct  agagagat gt  t t t t gt t t t c  acaact cggg  6660
gagggt gct a  ct gacat ct t  gt gggt agag  gccaggaat g  ct gt t aaaca  t cct acaagg  6720
aaggcacagg  acagt ct cct  acat caaaat  at gacccagt  cccaat gt ca  ccact gct gg  6780
ggt t gacact  ggcact gct a  t ct t aat t ac  at t cat t gag  t gt ct t t t ag  gaggccct at  6840
t ct aagt gct  t gct aagat t  at ct cat t t a  at cct cacaa  cact t ccgct  at gt agcagg  6900
t gct gt t at t  at ct ccgt ga  t ggggaaact  gaagcacaga  gagggt t agt  aact t gct aa  6960
aggt cacaga  gccagt gggt  ggt ggagct g  gt t gcct gac  act agt t ccc  t cccct ct ca  7020
gccacat gt g  ggt t t act t g  gccat t gt gg  act agt ct gg  gaacccagat  at gat ct at a  7080
acat t gaccc  agt agaat at  t gat t ccaaa  accact gt ct  cacaaat gaa  t t t t t acaag  7140
agt ct gt aat  cggagcat ga  cccagaat aa  ggt t agggag  at gt ggagt t  aaagct ct ca  7200
at t t ct t at c  t ggccccgac  acagagagca  aggcat t t ca  ct ct acat t g  gt gct ct gt t  7260
t at aaaacaa  agagcaaat a  t ct ct t cct a  aggt cct t aa  acct ct t ccc  ccaat ccagg  7320
gt t t ct ggac  t gct ct gcca  t at gacgggg  cagct ggt t t  gat t gaccca  gggaaggct g  7380
gaaat caaga  ct gggggat c  aagacgt aga  t t cagt gt gg  ccaaggt caa  gt ct ct gagg  7440
t t t agggaca  t cagat cccc  agct t aggt t  ct gt acct cg  gcaaggt gaa  agcgt t ggcg  7500
cccact gat g  aggcct gct c  t gagat t gt g  ggt gt gggt t  gagt t gggt g  ggcat aggca  7560
agt cct ct t g  t aagaat ct t  t t ggcaaaga  t gggcct ggg  aggct t t t ct  cact t cct gg  7620
ggcccaggct  t t gcaat aag  t at t ccat t a  t act gt ggt a  cct t ggggct  acct gagaat  7680
cct ct gt ct c  gcccct gt t g  cct t gccaaa  gagt t t gct g  t ccaagaat t  cct t t cct gt  7740
ct ccaggt gc  cat gct cct g  ccacct ct gc  caggt t ccct  gcct gcccag  at ggct ccca  7800
act gagt gt g  aggaggaat t  t gagacaggt  t t t gagct t t  ct gggt t ct c  cagt t aggaa  7860
act t t ct gt a  agcat gcaga  t agaat gggc  t t cagcaaaa  t acaaact cg  aacaact t cc  7920
at gt at agt c  cct t aat t t t  ct t t gct t t t  t t cat at t t c  at caggct cc  at gct gagcc  7980
caat caggga  cccgat agaa  at ccaaacac  cat gt cagcg  agt ccccaag  aaat gcat t t  8040
t gt gccaagg  ct at t caagg  aaggt t t ggg  agcagct caa  gggcagacac  t gt t accct c  8100
ccccaggt cc  ccagt gcagg  gcagt gt t ct  gcat gt ggag  gcagt t t ggc  ct aat ggt t a  8160
aggaggt agg  ct ct gat cgg  gcct cct ggg  cacaaat ccc  agct ccct gc  t cact gt gag  8220
acct aagcca  t at t gt t t ag  ct gct t ggag  agt t t t t t gt  cat ccacaac  t t ggagt at g  8280
at ggt acct g  t ct cacgggt  t gccat gggg  t t cacacaag  ct aacccggt  act cact agg  8340
gccaagcaca  t agt aact gc  t cagt aaat g  gcat cat cgg  cggt gt cct g  t ggat gagt g  8400
ct t gt gat t g  gct gaat gac  cagaggggt c  t aaagat cct  ggt gat ggaa  t cagt t gt ac  8460
agat aaat t g  t t acact gag  t agggat caa  gat aggaaaa  gt cggcaact  acccagct cc  8520
cct gcaccaa  act gggcaga  agt ggat cct  ct gaaaat t g  cacacaccca  t gt t t aaat g  8580
t acacacaga  act ct t gcca  caggcaagcg  gagat t t gt c  at ct gct gt c  cct gcct cat  8640
ct t ct t cct g  aaat ccact c  cat gccagga  at aaact gca  t gct ct ccac  cagcccaaac  8700
t gacct gcct  t cccgccagc  cat cccgggc  agggt gacct  ggct t agt ac  at cgggt t ca  8760
gagat ct t t c  cagt t t act c  gt t gaat aaa  aagt gagggc  t gat cgagaa  agt aat ggca  8820
gt cagggaag  gcgaaggagg  t aaagaagag  at t t t acaaa  t gaagt aat t  caacagagt g  8880
ct gacat t gg  t aaact ggca  aacagat t t c  agggt ggt t g  gt t gagagt a  gagt agaaaa  8940
ggat t aaat a  aagcaaact t  gt ggt gt act  gaat ct t agg  aat t ccat gt  at ccaat aag  9000
t at agt cat t  t at gaat t aa  t aaat t cggc  ct aagaagcc  t t ct t at cgc  t t aaat caag  9060
act aagt aac  aat at at cag  t t t t aaaaag  t cat t at at c  agaaaat cat  t t aaat gat a  9120
cacat agat t  t ccaagat t t  t act t t aacc  gaaact at at  aaat gt gaat  t t gt t caccc  9180
at ct t t t gac  acagggct ca  ggt ct t ct ct  t ggt gt ct gg  at cagccagt  t gaaat t t ct  9240
t gt ct gt t t t  gcct at gcca  cat t aat aat  gcact gt ct g  ggt cct ccga  t t t cagt t t g  9300
gat t t t gggt  t t acat t gt g  gagt cat ct g  aat gcagaat  cct t caggga  t t t t act t t t  9360
```

```
t t t t t t t t t t   t t cat ggt ct   t t accat ccc   at t t gat agt   aaat at t act   cacct t t at g   9420
aagt ct t t cc   aaaacat t ca   act aaat t t t   ct t aaaat ca   t t gaat gat t   t gaagagct t   9480
at t cct cagc   act t t t act c   cat cagct t g   cacct t at t t   t t t aat ct t t   t t t t gagacg   9540
gagt ct cgct   ct at cgccca   ggct t aagt g   caat ggcgcg   at ct t ggct c   act gcgacct   9600
ccacct cct g   ggt t caagca   at t ccgcct c   agcct ccgcc   gt agccggga   ct acaggt ac   9660
acaccat aat   gct cggct ga   t t t t t gt at t   t t t gt aggga   t ggggt at cg   ccat gt t ggc   9720
caggct ggt c   ccgaact t ct   gacccaagt g   at ccacccac   ct cggcct cc   caaagt gct g   9780
ggat t acagg   t gt gagccac   cgcgcccggc   cagct t gcac   ct t at t t agg   at at gt gat t   9840
at t at agcaa   gt ct ggt gt a   cat acaagat   t t t gaat ggg   cacagat gac   ct t t agt aag   9900
t gct t ggct g   t gat aagagg   cagt cct gac   t gcagat cag   gct gt gt gga   ccccagcct t   9960
gcat gt t t ac   agacct t cat   gt ct t at t ct   t acagggt at   cagaagaaca   cct act gggg   10020
aaact t at aa   at t agt aaaa   ggt gggcat t   ct ccccgccc   at ct t ct gt c   t gt ct gccag   10080
gact agcaca   gcact t t gaa   gt cat t caca   t agaat ccca   act t aagagg   gt aaaat cct   10140
cct caacaga   ct gaaaat aa   gt t t aaat t c   cct t t gct at   at t aact ccc   ct gaggaaag   10200
agt ct t agat   caat gt ccaa   cact aaaaac   agt t t t aaat   cagcaagt ga   gaat t aaat c   10260
t gaagcaat t   gat aat aat g   t t t cat t cat   t cct ct cct t   t ggccccgt c   caccct act g   10320
ct aaat ccag   gcat caaaga   gaagagggac   at aat t at ct   ct agt cccag   ct gct ggt t t   10380
t cct t ccagc   ct at ggccca   gt t t t ct gt t   t t act gagaa   ggct ggt gat   gt t at ct t gg   10440
gat ct aagt c   t gcagt t t ca   ccacaaaaag   t ccagggat g   cact t t cat g   ct t gt gt cct   10500
cct ccct ggg   at agcaagga   t at t agaaga   cccct ggct c   t gt aat t gct   t gt cat gt gc   10560
t ct acagacg   ccacagaat g   ccaagaacga   agt gct ggga   aggacaaat t   cat ggaaccg   10620
t gggacggt g   ct cct ccccc   agcgt aaagg   acagct cct c   ct cct gaat t   ggagccagcg   10680
t t ct aaat ca   t gt gt caaca   gagt t gt cct   ggat cggat c   cagt t ct gcc   at t gat t t gc   10740
aggt cat t t c   agt ggt acct   gt t t ccagt t   gt t ct t aat t   gaacagt ggc   accaaact at   10800
t gt ct t gcct   cat cccct c   ccat ggcct g   t cccccaaaa   agagact t ct   t gggt aat t a   10860
at cagggcaa   cat caggcag   t ct gggcgcg   gt ggct cacg   cct gt aat cc   cagcact t t g   10920
ggaggccgag   gcgggcagat   cat gaggt t a   ggagat t gag   accat cct gg   ct t t gt gaaa   10980
ccccgt ct ct   act aaaaat a   caaaaaat t a   gccgggcgt g   gt ggcgggcg   cct gt agt cc   11040
cagct act cg   agaggct gag   gcaggggaat   ggcgt gaacc   cgggaggt gg   aggt t gcagt   11100
gagccgagat   cgcaccact g   cact ct agcc   t gggcgacag   agct agact t   ct t ct caaaa   11160
aaaaaaaaaa   aaaggaat ct   ct t t ggt t t t   at at at t t t t   t t t t at at at   at aat at at a   11220
t t aaaat at a   at at at at at   t t at at aat a   t aat at at aa   at at at t at a   t at t at at at   11280
t t t t at at at   t at at at t at   at at at t at a   t at t at at at   t t at at at t t   at at at t at a   11340
t at at t t at a   t at t at at at   t t at at at at   t at at at t t a   t at at aat at   at at t at at a   11400
t t at at at t a   t at at t at at   at t at at at t   t at at at at t   at at at t at a   t at at t at at   11460
at t at at at t   t at at at t at   at at t t at at   at at t at at a   t t at at at t a   t at at t t at a   11520
t at t at at at   t t at at at t a   t at at at t t a   t at at at t at   at at t at at a   t t at at at gt   11580
at at at t at a   t at gt t at at   at t at at at a   t t t at at at a   t aat at at t g   t at at at t at   11640
at at ct aat a   t at t at at at   at t at at at a   t t at at at t a   t aat at at at   t at at at t at   11700
at at at t t t t   at at at at aa   t at gt at aat   at at aat at a   t at aaaaaca   t at at aat at   11760
at at t at at a   t t at at at at   at t at at at a   t t at at at at   t aaat at at t   t t at at at at   11820
t at at at at t   at at at at t a   aat at at t t t   at at at at t a   t at at at at a   cacat at at a   11880
t at at aaat g   aggccaggct   cggt ggct ca   cact t gt aat   cccagcact g   t gggaggat c   11940
act t gaagcc   aggagt ct ga   gact agcct g   ggcaacaaaa   caagat cct g   t ct ct acaaa   12000
aggaaact gt   aaaaat t agc   t gggcat gat   ggcat gt gt c   t gt agccct a   gct act t ggg   12060
aggccgaagc   aggaggat cg   ct t gagccca   ggagt t caag   gct acagt ga   gct at gat t g   12120
t cccat agca   ct ccagcct g   ggt aacacag   caaggccct g   t ct ct aaact   t t t t t t t t t t   12180
aat t ct at t t   at at t t acat   gt at t t aaat   gt gaat at t c   act acct at t   t gt t gcat gc   12240
ct gcat t t t t   t at act gggc   t t gccaaaaa   cccgaacagc   t t t ct act t t   gacaat gt at   12300
cagaat t t aa   at cagcaat a   t gt t aat aag   ccaagcaaag   gt t at at at g   caaat aaaac   12360
t gt t gt ct at   aacct cct gt   t acact gggg   cacagcaaaa   gt cat ggt gt   agt cgcat gt   12420
gaacct gt cc   ct t t cat agc   t gct cat t gc   caggaaacat   caggaat agc   cat t t ggaag   12480
agt cat cagc   cct cccacca   t ccgt t t t ct   gt ct t gt ct t   t t ccct at ga   gcaggggaaa   12540
t t ccacgct g   gccccaat cc   ccagt gcagc   ggct cagcct   ct gcct ct gc   t gct ggt ccc   12600
cat gaggcca   gct t agaaac   ggaggat t t t   gcagaacat c   cct aaat ccg   ct t gaat aat   12660
gaagt gat ca   t t cat aaact   cacct gaacc   t t at t aaaac   ct at t t aat a   t t t t t cct gg   12720
at aat cct at   agggat aact   t gcct cct gg   gct t ct ct cc   accgggt t ca   gt t ct t cct t   12780
t agt ggt gaa   gt t cct ccct   t ct t agcat c   t caact gt gc   ct gagaaaag   gccagt ggcg   12840
gct gcact ct   gt t ccct gt g   gagt gt t aat   aaagact gaa   t aaat t gaaa   t aaat ccct t   12900
t caat gt cat   t aagt gct at   aaat aat cat   gaaccaat gt   t cgat ggct g   at gagaaat g   12960
caagaaaaaa   t t t t t aat ca   gt aggat t ca   t aagt t gaca   at ct gggcca   agt t aaaaaa   13020
aat aaaaat a   aaaagact t t   t aaaaagat c   t t at cgt t t g   t t accagt aa   gact gaat t c   13080
cagaagcaag   ct act ccct c   at t t gt gggc   ccct gt t at c   act ggct gct   t agggt t gcc   13140
```

aagccct gaa t t cat t t gt c aact aagaga t t t t t ggcca agat t aagat t t cccat gcc 13200
t ccat at t t c cat ct gagaa at ggagat t a t act gt ct t c cccct cagaa t ggat gat aa 13260
t gt ggt ct ct ct t ct gt t cg cat agt cat a gaact gaaat aaaacaact t aagagaat t c 13320
ct t t gagct t ct cagaagt g ct gcagggct gggggat gcc t cccaggagc cgcagt cagg 13380
t gct gat ct g aagt ct t t gg t gggct gact t t agcct gac ct gaaat agt at agct gct g 13440
ccacct ggct ccct t agcgt cagt cagacg gt gcagct gg t t cct agggg t gagggct ga 13500
gccagcaggg t ccgt gccca ggagggat gc at gggt ggcc acagcccagc ct gcact gat 13560
ct t gt ct gt c ccct t ct t t g gaaggaagga gccccaaacc agggt gcaag acagt gggt g 13620
ggggt gcct t gagcat gacc t caagt gat t t ccagcccct gccagt gct g act t ct ct gg 13680
ggaagggct g ggact t cct t ct gggct caa gt cacgaccc t t ggat ggaa t t t cct ggga 13740
gct t t t ct gt t t t t t ct gga gt t t t cagt t t t t t cct aac cagacaggga ct t ggt acag 13800
aat ct cat at t ct aat t at g cct aggagca gcct ct cccc accact caca gt gt t t agca 13860
t gt gacagga at cgat t aag gcat gagt ga t t aaat t aaa gccaggcat t gact t ggat g 13920
gt gt aat at t ct gacat ct g t t t ggt gt ca aaggcacggg gcaggcgcgt t aat t gaact 13980
gct t gcacct ggcat t t gaa t t gagccaga gcggggct aa agt cagt t t g cct t caccct 14040
gt aaat ggag ggt t t ct ccg gagcgt ggat ggt gggaggt at t t cagggt gt at gcat aa 14100
cccccaccct gacaat ggcc cat ct ct t ct ccagcgt ggc caggt t t gag t gccagt cct 14160
gggt gt ccag t ggccccat a gcct t gcgt t t t agt aaaat gct gcccccca t t accacct g 14220
gt ct gt gcac t t cggt cact ggaat t t gcc at ct t ccagt cccgaat gt g gcaagccat g 14280
gagcct t aag ct ct t ct ccc t ccacat cct ggaacagacc cgccagt t t c t t ccaggcat 14340
t gcct cagt t t gcccct ct g t t t ccagt ca cact ct cacc agcgat aaaa t gat t t t aga 14400
cct t at cat c t caccct cgg at cct t at gg aaacaat aat gagt t gt t cc ct gt t t caat 14460
t ccaaaat t c at at ccaat c cgt t t t gcat gccat t gcca aat t cct ccc agagcaaccc 14520
cgt cacct gc cct ggccct c t ccaagt gt g gt cct gccat gggcat cgcc t gct aagcca 14580
agct ggcct c gagct gcct g cccgggt ccc cacacct t gg ct cacct ccc t gcccagt cc 14640
cgcct cct gc cagcct gccc t gt ggct cct t cat agat gc cgt gct ct t t ct gccccct t g 14700
ct cacccat g gcagcct t gc ccct ct ct cc ct gccccacc ccct at t t aa at t gacct ga 14760
cct t cct cag t gt ccat ct t ccccgaagct t t ccccagcc t t ggcact ca aggt ccagag 14820
gct acgcgt t t cct ct cacc t gt ggcagcg ccgt gct ccc cagt gcct ca cagt t t cct t 14880
ct t gccccccg ct t cct gt gt aggact cat c t gcccacagg t t gcacgt cc t gt gagggca 14940
aggact gt gt ct t at gt gac t t t cct t ct c cagt cacaga gct gggcaca t agat agct c 15000
aaaaccct ct t t at t aacac agt t ggat gt t gagaaat ca aacaggccaa t gt caaat ga 15060
gct ct cct t a t t t aaat caa gt cagt t ct c cacct cct ag cact cagt t c cagt act ct a 15120
t at acat gga aat aat aaaa aacacat t t c ct t t gaaaca t t ct at aat c gt t cct t t gc 15180
cct act t cag accaact t aa cgcact cccc at t ggt ccaa at gagt t t t g ct at acgaag 15240
at gct gat aa t aat agcagc agt ggat t at t ct gct aaaa ccat t gcct c gt t aat cct c 15300
agt cccgagg t ggggat t at t at cct cat t t t gcagagaa gcaaact gag act cagagat 15360
t t cacagct g gggagggagc cagct cat cc ct ct gt ccag gcccaagct c t ct cccgct t 15420
gcct t cct gc ct ct gcaacc t cagagcat c ccccat ct gg t t ct act gcc t gt gct agt c 15480
gt gcaggagc caaaagacac gt ct t t agt g ct aaggact g gagaagccat gccct ccagc 15540
ct ct gt gaat gggt cat at g t aacat gagc ct ggagaaat t at t t gaaac caaaggcaag 15600
cct ct aaacc aggct gct gc t t cat ggcgc cggt gacggc agaaccaaat t t agt gct gt 15660
gggcaggt cc acact t at ca aat agagaag ct cat t t t t c t t ccggct ca cat caagcat 15720
gaaaaat gt t cacacat acc ccccacacac acat gct t t c cggaggggt c cat gt ggct a 15780
gaggct ggaa gat gt ggat g agaggagcct ggcaggt aag cccagggaag at gacat t ca 15840
gct t cccaga cagcat ct ac agggagaaat t t aat t aaaa gt ggggcggt t t ccct gagc 15900
aaggcagaca aagt cagccc t ct act gt t a agaaaaaggg t cacagt gag aggggaggt g 15960
aggagact ga gt ct gt at t t t ct agt ct gt t gggct acac t acct gat cc ccct t cct ca 16020
aaaat ccact t t act t t ccc cat gt ct aca ccaat gt ggt t cacact ct g ggaccaggaa 16080
aagggggagt gat ggggaac agagaaggga ggagct caca cagct gaggc t ggggt t at g 16140
cat at cgaat t act t agaat t t gcaacct c acagggt act t t cat ggcgt t gaaat acac 16200
t t cccacagc cacccct ccct ct aact aaaa gcaagagt ca t t t ct cagt t ct ggt ct t gc 16260
ct cccacgt t ct cct ccaca t t t aagaaaa t ccaccagct acaaagt gaa gat accat at 16320
gt gat at ccc accct agt t t ct gt t t t at c agggt t t gga gcaggt ggag caggcagagg 16380
gat cat t t ca gcct at aaat t gt at t aagg gt gagt act g agt cat t ct t caagaaaagt 16440
t t t agaagca t ccaaaact g aagggt ggag ccacct ggag acagt at cat cagt cct ggc 16500
cccgagcat g gcct gcat ag gccccat gg at cccagcgg gagct gcaga gt gcgggcac 16560
ct t ggcacac agccct gagt gcaaaat t ag gagct gggca gagggcat ct ct ct gt cgcc 16620
at t gggcagc ccagggcaca ct ggt cat ag cct t agacca cgaacaccct gt gcccgggg 16680
gacagat gca accagt gt gc cct gggct gc ccaat ggcaa cagagagat c gacacct gga 16740
ccccat gt ca cggggact cc act act aagg ct cct aagac t gccacct t c cagt gggat a 16800
agccct gcct cct act gggc ccacaat gt g cagagaacac t t gggact ac ct ggct t t ct 16860
ggat acacaa at at t gat cc aat ct ggact aat t agaagg t cagt cccaa t aacaaat cg 16920

aagt cagct g ggcgt gat gg ct cact cct a t aat cccagc act t t gggag gct gaggt gg 16980
gcagat cat t t gaagccaga agt t caagac cagcct gggc aacat agcaa aaccct gt ct 17040
ct act aaaaa t acaaat aat t aggct gggt gt ggt ggct c at gcct gt aa t cccaacagt 17100
t t gggaggct gaggcaggt g gt cacct gag gt caggagt t t gagaccagc ct ggccaaca 17160
gggt gaaacc ccgt gt ct ac t aaaaacat a aaaat t agcc aagcat gat g gcat gt gcct 17220
at aat cct gg ct act aggga ggct gagaca ggagagaat c gct t gaat cc aggaggt ggt 17280
t gcagt gagc t gagat ggt g ccact gcact ccagcct ggt t gacagagca agact ct gt c 17340
t caaaaaaaa aaaaaaaaaa aaaaaaagcc at gcct ggt g gagcact acg t gt aat ct ca 17400
gct at t t ggg aggct gaggc acgagaat ca ct t gaacct g ggaggcagt g gt t gcagt ga 17460
gct gagat cg cgccact gca ct ccagcct g ggcgacagag t gagt gagac t ccat t t caa 17520
aaaaat aat a aat ct gagt c act t t aat at t gt t at t t gg at gt caacct ct aggt gt t t 17580
gagacaggag agt gat at gg gggcact gga aacacacagg cacggggt gt cct cacact t 17640
gggt agccca cacgat gt ga t t t cagggt g ct gggaggt c cccccact cc ccaaat t act 17700
aacaagt gga t agt act t t a cagt t t at at gat ct cat t t gat t ct t aac at gagcct gt 17760
gagt gaaaaa t t cct t cccc t ct t ct acag at t aggacgt t gagat t cag ggaggt t cag 17820
agggat t cag ggaagt caag t ggcacct gg agt cccgt gg ct aat t t gag gccggt aggg 17880
gat t cgaacc caggat t t gt gct t ct t at g cct gggct t c t gct ccct gg ggcat ggt ct 17940
t ccccct agc t t t cccat t c act gct t t ag cct aggggt c ct accct t t a t t aaact gcc 18000
agt gcct cac t gct t t t ct c ccccaaagac aaaaaaaaag t gt t t t t gct t t t gt t t t gt 18060
t t t t cat ggg cagagacct g gaat t t cagc t t gagaat t t gt gccat at g at aaat aaat 18120
caacagat gg ct t t t t cct t aaaaaaaaaa aaaaaaaaaa ct aagat gt a t t t gcagt ga 18180
ggcat aat t t gt accaaaaa gt gct cacca cact gt agt c at gggggcag gaggcagccg 18240
cgggt gaagg gagaaat ct t ggagt ccagg cagcccccct t ct gggct gaa ct ggggagct 18300
gggggt gct g ccagccct gc caggt t ct cc t aggaggcgg cagct cat at ggct gt ggga 18360
ggaggcagag ggagcct cat at gcacccac at t t ccaggg at ct agaaga cagaaggagg 18420
aaaaccacca t cat gt t aaa gcagacagt t aggt aacaca t cct gt aat a caagt t at t t 18480
t t t ccacat c t aaaggct aa aaat agt t gt t agaat t t aa agat aat t gg t aaat gagt t 18540
t ct at cct t c t agt t t caca t caaat ggaa t cat gct gcc t t cacat cac t agt gcccgt 18600
t at t t gt gt t t aat t t ccac aat gt t gt ct aat t ccact c t t t gggct t c cccagggat c 18660
cagcct ccct cact cgccca t cgcagggag at gct t t at t cat ct t t gt g t ct t ct gt gc 18720
cgggcat agc gcat ggcaca gaat aagcac t cagt aat t g at t cacgagt gaat aaat gg 18780
at gagt gggt gagt t caat a t t gact acaa aaaccct aag gccacact gg t gagt ggct g 18840
cgcct gt agt cccagct gct ggggaat ct g aggcaggagg at ct ct t gag cccaggagt t 18900
t gaaact agc ct gggcgat a t agcgagaac ct gt ct caaa t gacaaaaac agggccaggt 18960
gcagt ggct c acgcct ggaa t cccagcact t t aggaggcc aagat gggag gat cact t ga 19020
ggccaggagt ccgagaccag cct gggcaac at agggagac cct gt ct ct a caaaaaat t t 19080
t t t aaaaat t agct gggcat ggcggt gt gc gct t gt agt c ccagct act c aggaggct ga 19140
ggcaggagga t cact t gagc ccaggaaat t gaggct gcag cgagccat ga t ggcaccact 19200
gcact gcagc ct gggcgt ca gaacgagacc t gct ct caaa aaaacaaaca aacaacaaaa 19260
aaaaaggct t t ct t aaagag act t gagaac agaaagggga acagat acat aact t at at a 19320
t t t at t t gt t cat ct t t cca cct t cct gga gggt ggaggg gaacaggt ct gt at t t ggag 19380
t t t t gaat gc t aaaagt ggg aat acat gt a ct gt t t gcca t gat ct gt t c aaaagt t aag 19440
ccaaat gcct t agat t ct cc t gaaaact gg aat gccact g t aaact at aa gccccact t c 19500
aaagat aaaa gat ct t gat g aacagggct g ggt ct gt gga ct gggcct ct ccccaccaca 19560
caaggaaggg t ggt gccagt t gaaggaaaa t cact t aaat cct t gct gt c t cct aat aag 19620
gt gt ggt ccc aggt agggct gt cagaat t a gcaaat t aaa acacagggca t ct gt gaaaa 19680
t t agaat t t c agat aacaac aaat aat t gg cat aggct gc at aat gt ccc t caaagat at 19740
caggt cct aa t ct ccagaac ct gt aaat gt gat ct t at t t ggaaaagggg t ct t t gt aga 19800
t gt ggt t aaa t t aaggat t t t gagat gggg ggat t at cct gt at t at ct a ggt aggt cct 19860
aaat gcagt c acact cat cc t t gt aagagg aaggaagaga gagat ggaaa acacagaaga 19920
gaagacaat g t ggt gat gga ggcagagat t ggagt gaggt ggccacaagc caaggact gc 19980
t ggcagct ac cagcagccag aaaagt ccag gaaccaat t c t ct ct t ggag ct ccagaggg 20040
agt gt ggccc t gct gacacc t t agct t caa cct agt gat c ct gat t t t gg act t t ggcct 20100
t cagaagt gt gagggaat ga at at ct gt t g t t t t aagcca ccaagt t t at ggt cat t t cc 20160
t acagcagcc acaggaat ca aaaacagt aa gt at gt ccca t gcaat gt t t gt gacacaca 20220
ccaaaaat at t act t gt t gt t cacct gaaa t t caaat t t a act gggt ct c ct gt at t t t a 20280
t t t ggccaac ct agt t ccca ggcccaaaga aagaggct t t t gaaat t t gc aagaaagct g 20340
gt t ggagct g t cagaaagt g gact t t gt aa acacagt acc accgaaccaa t t t gaact gt 20400
act acct ct a gacaaaagag agggcagt ca gacagt t gt t cgt gat t t ct t ct t t caaca 20460
gt cat t t gag cact t act ac aaaacagaag ct at gt gt aa gggt ggaggc gt t agct gt t 20520
aat caggacc t ccaggct aa gt t t ct gt at t agt ccgt t t t cacgct gct gat aaagaca 20580
t acccgagac t ggggaat t t acaaaagaaa gaggt t t aat t ggact t aca gt t ccaagt g 20640
gct ggggaag cct cacaat c at ggcagaag gcaaggagga gcaagccaca t ct t acat gg 20700

at ggcagcag acagacaggg agagagagct t gt gcagggg aact cct ct t t t t aaaacca 20760
t cagat ct cg t t agact t at t cact at caa gagaacagca cagaaaagac ct gcccccat 20820
gat t cagt t a ct t cccacca gat ccct ccc acaacat gt g ggaat t caag at gagat t t g 20880
t t accat at c agt t accaac cct t ccagat aaat cacgt g aaat at cgcc at t aacagag 20940
t gagct cagg t ggt t ct t ca gt gcat t t ct gat acct gaa cct t ccct gg gaat t t caca 21000
gaccat cagg ct ct ccaccc t t t gat agca ggat agcagg gcccaggt t c t gcaggagga 21060
gat gt t acca caggcct gaa agggagggag gggcagat gc t acaggaaga t gct ggct ct 21120
ggat t cgct g gaggagct t t caagggaagt agat acacac t gt ct ccat c at t t cat gt c 21180
cat cacact c t aaaat gct t t ggacaagaa gcaaat gt t a aagacaaat g t ggcccat t t 21240
t cct gt acaa agagggct gc t cccat gcca ggct at t ggc act ggt gggc at gaggct t c 21300
t ct gct gccc t ggccggggg gt t ct ct cac t caccat t gg ct ct ct gaca cct ggagaga 21360
ccaccaccct t gggct t t ca t gat gct cac agaat ccaca ct gt t ggagc t t t aaggagc 21420
ct ggat caac t ggaacaggc agggagt act aggacagccc agcat t gccc caaaat at cc 21480
aggcct gat a aaagagaaaa acaggt agct cacaggaaaa ggat aaaaaa aggaggaggg 21540
at t t aacat g aaaaggt gct t gat ct ccct cat aat aaaa agact gct ga t t ccat ccag 21600
gcaagt gaca gaaaaaaaaa at t t aat t t a aaaagact gc t gat aaaacc acagcgagac 21660
act gct gct c agggat ct ga gggt gt gggc agccaggct g ccacgcat ca t gggt cggag 21720
aggaagacca cacccct gga gcagagggcg gct gat ct gt cagat gccct t t gacagcac 21780
ct cagct t cc aagaat t aac cct t t ct at g t gagcagagg cat ccat ggg gggacacact 21840
ggt gaat cat ct gt t at gt a gaagt ct gga aaacat cagg at ggaact gg t gaaat aagt 21900
gt ggcct ct g acggaat gga gcggt ccgt c t gcact gct g cgggt gcccc t cagat cct g 21960
t gggt cagt g agaaaagcag t gaggaacaa ggcaggt act gt gt act gt c ct ct gcgt gc 22020
aaggaaggcc agcgcat gca acagagt cca cacagacat a gcct aact ct ggaaggaaga 22080
at gagaat gc agt t t cagt g gt ggcct ct g gt ggggagaa act gggt gaa gggagat gt c 22140
at t t ccat t t ct ct act at t aat t t t gt at t accat gct t aaat gt t act t t t t acct t t 22200
t t t t t t t t t t t t gagacagg gt ct ct ct ct gt t gcccagg caggagt gca gt ggt acaat 22260
cat ggt t cac t gcagcct ga acct cccagg ct caagcaat cct cccacct cagcct cct g 22320
agt agct ggg act at aggca cgcat accac cgt gcccagc t at t t t t t t t aat caagat g 22380
gagt t t t t ct at gt t gccca ggct ggt ct c aagct cct gg act caagcaa t cct cct gcc 22440
t cagcct ccc aaagggct ga gat t aaaacg t gagt caccc t gcccagcca at t gct t t t t 22500
aaaaaagat t aaat gcat gt at acgct cag gcat cagcac act t ggaaag gat gaaaat a 22560
t ccggaagaa gggt t ct t t t aaaaggct cc t caagt gat g ct ggcaggca t gacgaat gt 22620
ccct ggt cac aaaagct ct g at ct ggcct a accct gt cat gt t agagact ggagt gcgt g 22680
t gt gt gcgcg caaagt gt gg ggggat gggg gt gagt gt gt gt ggt gt gt a agcat gagt g 22740
t gt at gt gt g t ggt gt gggg gt gt gt gct g t gt gagcgt g t gt gagt ct g t gt gt gt agt 22800
gt gt gt gt ga agt at gt ggt gt gt at gt gt gacgt gaggt gt gt gt ggt g t gt gagt t gt 22860
gt at ggt gt g t gcat gagca t gt gt gt ggg cat gt gat gt gt gt gt ggt g t gt aagcat g 22920
t gt gagt gt g t at gt t t gag cat gt gt ggt gt gt t gt gat at gt gt gt gg t gt gt gagca 22980
t gt gt gt gt g at gt gt ct gt gt gt ggt gt g t gt gagcat g t gt gt t gt gt gt gt ggt gca 23040
t gt gt gt ggc gt gt gagcgt gt gt gt gcat t gt gt ct gt g agcat gt gt g agt gt gt gt g 23100
t gt t cagcat at at aaggca t gt aact gaa cacagcact t t agagggct c t cct ggagt c 23160
agagggggt g ggt aggagga gaagggaggt gggct agt gt gct gaagt at ct act cct t g 23220
t cat agt ct g t gacaaccca gact agccca t gagccaccc t gt t ccct gc at t t ccaat g 23280
agacct cggt ggacat gt t c cct gaggt ga ggct gact ga t gt cat t t ga cgat ct t gat 23340
gccaaat cct t t t at at caa aaacaaccag aacact ct ct t t t ct ct t ag t gct t t cacc 23400
cagat gacca cat t t cat cc t cccagccac t ct gggccag gt ggcact gc t ggt t t gaaa 23460
gggaggt ct c ccct ggagt a act t ccgt gg gcggat t cac accct gccca cagt cct gt c 23520
ccagt cagcc caccat ggt g gt ct ccggt t cct ccagaat t cccgct t t t cagct cat cc 23580
ccacat t ccc ggagggact g agagcgcagc cccagggccc t gct ct t t gg gggccgt ct c 23640
t acacccaga gaagcagcaa ggcat t cct a ggt t t ct ct t t cagat gcag aact t cagt g 23700
t t cagagat g t t cccact gg t cct gagagg gct cagt t ca gct t t aat ga ct gcgct gt t 23760
gcgt gt gct c t gcagagggc gggt ggccca gcgt ggct ga ct gcagt t t t cct gacgt gg 23820
agcccgagcc t gccccgct g t t t at t aat t aaggat cact ct gct t gcag aaccct gaac 23880
t ccccagaac t gt gaggt gg gagaaccccg agaggccacc t ggccccact t cccacct gc 23940
t gcccaaacc ccct ct ct gc ct t cct gaca gt caccccaa ct cccagt ga t ccccat caa 24000
ccat ct gaca aggggact ga gagggaagag aaaggagggg cccaaagagg aaggt aaaac 24060
t gt cgggaac agccccccaaa t gt gt gacag cct t cagt gg agt t gcccac t t t ccct t t t 24120
ct cct ccct g caggacct cc ct t ct cccca gt cct cccca act t ct gagg t t acat t gag 24180
aaaagt ct gc agagaggt gc cagcat caca aggt gt t aag gaccacgagt t t ggcat t t t 24240
aacagat gcc agagccact t gagaaat gt g gt aact aagc ccagagaggt acagt t aacc 24300
t ccccagagt cacacagcag gt t cat ggca aagct ggact agcacaggt g t cct t cccct 24360
gcagat cccc t t ct gt gccc cacat cacct ccct ccagt g t ct gggccac ct ggagat gg 24420
gccct cagac t cacccggcc agaggt gcca t ct cat ggga gaggt ct ggc caggaagcat 24480

cgat at t t ga gat cccaaga aat gaagact t ggcct gt ca gat gacagac t t cggt cat g 24540
ggaacacgt g at ct gt t t t a cacat gcgt c ccct cagcag cagct t t cca gaacat t ccc 24600
act t t ct t ct gt agt gagaa gaact ct t t c cct gcagcct cct gcccaac t cct cct t ca 24660
gt gt ct t t gc t t cagt gt ct t t gat aaacc at t ct gct t t gcagagt gcg agct ct gcct 24720
t gcagggt t c gcat ct gcct gt gct gagt a accaacgct a aggt cgagt g gt cggt cacc 24780
t ct cat aaga gct agggt t g t ct cat gct g at gact agga ct t gccct ca aggagaaaaa 24840
t aaat caaaa caaaagcaaa aacagcaaac at gcat ct ct t aaagaaggc t ct gagt cca 24900
ggt aaat t t c ct t ccact ga agcagccagg ct gaat t cga at t at ct t t g cccct gct t a 24960
aaaact aat g caaat t t t cc t agagaat at ccact aat t c ct ggaggggg cat gggcat t 25020
cct gat gccc at gagaggac cat t t gct ct t ccct cagt a t gct aaat aa cagaagcgac 25080
at t t gt t gct ggaaagt at c agt gaagt t a at aaggt t t t t ct t gcccag ggt gagggaa 25140
cagt t cccaa t gacaaat gc t gt at gggaa ggggct gt ag aact gccagc ccct t t ggt c 25200
cat ccgt aaa gt gaact ct g t ggat cct gg aggat t ccag cgt ct t t t t t t t t t t t t ct t 25260
t t t t t t t aag acagagcct t gct gt caccc aggct ggagt gcagt ggcac gat ct cagt t 25320
cact gcaacc t ccgcct ccc gggt t caagc gat t ct cat g t ct cggcct c ccgagcagca 25380
agact acagg t gcgcaccac cat gcccgac t aat t t t t gt at t at t agt a gagacggggg 25440
t t t cact ct g t t ggccaggc t ggt ct caaa ct cct gacct caggt gat cc acccgcct ca 25500
gcct cccaaa gt gct gggat t acaggcat g agccaccat g cccagccagc at ct t t cat t 25560
t t t ct gt ct g ct t t ggccct t t cct ct ct c act gt ct t cc t t t t ccat t t ccaaagt cag 25620
t ccat ct cac t at t agcaca aaaact gct a gagcgct t gt cat t ggt cat ct ct ccct gc 25680
acct ggct gg t ct gt t ct t g gccact gaag cgt t t ccccc agct gt t gct t t aat cat t t 25740
t at t gt t at t at gcct t act t aagaaat gg at at gagat g cat t t acct g t ct ct t cct g 25800
ccact ct gca gagccagt aa gat gt ggt gg aaagggccca ggct t t ggag gagggct ggc 25860
t ggggt t gga t ct t ggct gc cccct act ag ct gt gt gacc t t gggt aagt agct ggacct 25920
ct ct gagcct ggt t cggaat cat agcacct ct ct t t cagg gct gct gt aa ggaat agcag 25980
t ggt gt gt at aaagcagagc gcacagccag caact ggccc ct agccacac t gct gagcac 26040
ct act gt gat aagct gccat t gt ggt gt gt gaagcaaagg ggaaacat gc ct gct gt agt 26100
gagct t cct g t agggcaggt t gt agaacca gaggt gggt t ccaaggt t ac aaagggact c 26160
t t agt gt at t agt ct gt t ct cacat t act a t aaagacct a cct gagact g gat cat t t at 26220
aaagaaaaga ggt t t aat t g gct cacat t g gct gggt gcg gt ggct cacg cct gt aat cc 26280
cagcat t t t g ggaggccaag gccggcggat cact t gaggt caggaat t t g agaccagcct 26340
ggccaacat g gt gaaaccct gt ct ct t ct a aaat aaaat a caaaaat t ag ct ggccat gg 26400
t ggt gt gcgc ct ggaat ccc agct act cag gaggct gagg t ggaagaat t gct t gagccc 26460
gggaggt gga ggt t gcagt g agccaagat c gccccact gc act ct agcct gggcagcaga 26520
ct gagact ct gt ct caat aa aaaaaaaaaa aaagaaaaga aaaagaat t g caagaaat aa 26580
at t at t gt t t at gagct at a t ggt ct gt gg t acct t gt t g t gggact ggg agt ct t ggcg 26640
t ct ccct gac cct gcct gt t gct gcagcac cgct cagccc t gcct gct cc ct acct gcct 26700
ccccct cggcc t ct cct gcct ccaccgggcc cct ggt gcct cct ct agaga cagt cct cct 26760
gggaccgat t gt gt t ct cac t t acacgagg cat ccaggac t acagat aac cagaggaagg 26820
ggcgcccccc ccgcct gccc t cct ccct gg cat cct cacg ct gcagaggt cagagcct ca 26880
t cccagcccc t t acct gccc ct act ct gt g gagaaccgt g gt cagt t cgc caggccggat 26940
ccacgaacgg cct t gt ggaa gat ggt gagc t cacacccag agct ggct cc gat gaccct g 27000
t ct cct t t ac at gt t t ct ac ct t cccct cc ct acct t ccc ccact gct gg gcgcagagt g 27060
gaggcagat g aggt t t aaag ct cagaaggg ct t aaacggg t t ggggcgca gt ggct cat g 27120
cct gt aat cc cggcact t t g ggaggccaag gcagaggat c act t gagccc aggagt t cga 27180
gaccaacct g agcaacat ag t gagaccgcg t ct ct acaaa aaat aaaat a aat aaaat t a 27240
gct t t gcagg gt ggcat gca cct gcagt cc ct gct act ca gaaggct gag gt gggaggat 27300
cgct t gt gcc caggagt t t g aggct gcagt gagct at gct ggcaccacag cact ccagcc 27360
t gagt aacag aat gagat cc t gt ct caaaa caaacaaaca aacaaacaaa agaaggct t a 27420
aagggggct c caggt gggct t ggcagcaca aagct at gaa gt t ct at ct t agacacaagt 27480
t ct gt t act g ggcct t t gca ggct ggcct g ggt acct ggc t gccat agac agggaacct t 27540
ccagat gagc t gcaggcgt g gagcacagga gccagggt gc t ct t cct ggg ct ct gt ccac 27600
aggcagaacg t acacagt ct t t gt acacgt ccggcggct c t ggt gcct at t t t t gt t t gt 27660
gt t t t t ct t t t gt t t ggggg gat ggat t t g gt t t cccccg agccct ct gt cct cct gt ca 27720
cct ggct ggt gct cggcaat gt t gaccagc t gcct ggct g gagt t ggcag t ggct aaggc 27780
t gt gacagct aacat gt t cc t gagt cct ct cat t t ct t ca ccat aat gcc ct gt t gagt t 27840
t gcagat act gt ct ct gt t t t t at ct cccg gggaaact ga ggct cagagt ggct aggcca 27900
cct t cccat g gt ccct cagc t cat gagggc cacacagggc at t gcggt gg cct t ct cct c 27960
agcct t gacc ct ccggcccc agcat t gct g cct caagggg t ct cct ct gc t gagccgt gc 28020
acct t ct gcc t ggcagct cc aact ct gt gg ct gt gt t cag t ggct cagca ct gccccct t g 28080
accct ccct g gcct t ct gcg gat gccagac t ggagcact c t gacaaggt c t ggggt ggt t 28140
gt at gggt cc t gt gacct ct at acacct cc cagt gcct gg gaat cct gca gat acaccct 28200
cct t agccgt ccct aaccat agaggacat t t ct gaggt cc ccgagagagt ggggcacccc 28260

t gcaggat cc aact gct ggg cccaggaagg at agcagcag cat gaggggt t ccat t agcc 28320
acaaact cac ggcat ggaac ct t cacccac ct cgcccct c at ct gct gt t t agcacct gg 28380
cacgccgt gt at act t act g at t at t acat t t t aat ggca aat t at agt g gcaaacgt at 28440
gcat ct t t gc acaat t gt t g t acagcat ga t gaacaagt c at t aat agt a aagaat aaat 28500
gt gaaagt ga gaaaaat ct g act gccaaag t t t t t act cc t t cct t ccct ccccagact t 28560
t t aaat gaaa gt t t agggat aat ccct t ag t t gt cct gct agt aggact t gcaat t aaaa 28620
gaat t gggcc aagaacact t ct acgct t ct cct t t t aggt t t gggt gt aa at t cggggt a 28680
t t t ct cact g at gaaagcct ggt gcagggc agaccgt ggg aagct t t cat t t ccggaat g 28740
gaccat caac at ccct t gga gaagaat t ct ct t ct ccaga cccagacct g gt gt cct ggc 28800
acccat t ggg caagt gggt c ct agaagaca aacct ggt ca gagcct ggag gct gct t agc 28860
at t ccccacg cacat t agca gct cggagag ct caggaagc cgcagcccct cct t gcct ca 28920
ccagcct gga t caggacagc at cccct gga agacacacag ggcct ggcct ct gat t accc 28980
agcct ggagg gaaagct caa t cgagcat ca t gt cacccgg t gcccccat g cagggt ggca 29040
ct ggt gagac ccccaagcca at gat accac ct cacaggag t gcaggccca t t gt ggccag 29100
at cat ct t ga ct t t t caaga t aaat cagaa at cgt at t t c cat gagat at ccct at t t gc 29160
aagt gat ggt gact aaat t a gaagt t t t t g aat at t gt aa cat gt t cgt a ggct gt t t gt 29220
ct ggt t t aaa ct ct at ct gg aggaat t caa gct agact t c aggaat aact t ct t gaggca 29280
aggat t t t ga gacct t aggg aaagaaggac gt ct t ggggg t at t ct gact gt t gt cct cc 29340
t ggaagggaa gaacagagaa ct agaagact gccct t agcg aagt t caaag cacct aagcc 29400
cgggaccct c agcaagt gt t ct t gagt cac agat t ct ccc t gaggcgcct ct t t ct ggct 29460
ccat agaat g gct gat t ct g t aact cggt g agt t t gct t t t t t t t t t cc t ccat caccc 29520
aggct ggagt gcagt gaagc t ggagt gccg t ggagcgat c act gcaacct ct gt ct ccca 29580
ggt t caagca at t ct cct t c ct cagcct cc caagt agct g ggat t acaag cat gcagcac 29640
cacacct ggc t aat t t t t gt gt t t t t aat a gagacggccc gaagt gct ag gat t acaggc 29700
at gagccacc gcggccagcc at aact ct gt gact ct t gt t acaaaggcct t at at t t t gc 29760
t ct t t gaggg t ggt t t t ggt t t gat gcct g t t ggt t gcca t ct t t t aact agggat gt t t 29820
t at caaaat g cccagccaaa gt gt ccaaac aaat t at acc t t aaagt t t g aaaat gt ct g 29880
gcact t ct aa t t caat gcct gt t gt gccag gcact gggct gct gaggaac t gagt cccgt 29940
ccct gcaggc t agct agaga acacacacac acacacacac acacacacac acagagt ggt 30000
ct t acaagt c agt t t t at at t ct acct at a t gcaat aaag gt at t at t at gt t gaggt gc 30060
ct t gat at aa aaat t t t t ct t aaaggagag gat gcct aaa acaggcat t a cct gaaacct 30120
cct ct ct cca gcat t ggt t g t ct t ct gt ca t gact caggg t t t t cact ga gaat gggat g 30180
gaaat gt ggt ct aaagat ag ggccaat gt t gggact ggat cccct ct ggg aagt cagacc 30240
aggct agggc aggt cct t ga agccat cagg aaaagcct ct ggagccagaa acaaaacaaa 30300
aaaaaaat gg t gt t aact aa act cagt ct c aaat cct gaa t aggact caa gt caagcaaa 30360
at aat t aaag gagt t agcaa agggcaagt c agagagaccg agcaacacca at gt ct t ccg 30420
ggagcccct gt ggcgagt gac agagcct gga ct ct ggagt a gaact cat ct t gt gt ct t ct 30480
t ct gccact c gt t agct ggg t gacct t gag ccaagcccct t aacct ct t g gaccct at gt 30540
t ct t at ct ct aagt aggggc t ggt aat at c t t cccct t t g aggaat gccc t ct aaggggt 30600
gt t gt gaaga t t cggt aagg t ggcaggggt aggact cct g gccagaaaca ggcacat aat 30660
aaat gct aag t ct ct cct t c t ct ccacct g ct ggat gct g t agat act aa ggat t t cgat 30720
gt gaat gaga caaaacccct gcct t ccagg agcct t t gag aat cagagaa ct agacccat 30780
t t ccagaaca aggggat gca gggt ct ggat aaagt t t t gg ggat caat ag agcagagggc 30840
t cccagagga t cccat aggg t t gact cct a act caagggc at gagacaac ccccaggaag 30900
ggcaccct gg aaggggt ccg gct gt ccct g at t t act t gt gggcact ggg ggaat gcccg 30960
gagccat cca gccct caggg ct ct gt gt ga t t ct gggt t c ct cccat aaa agat aat cag 31020
at t ct t t cac gt t aat gt ct t t ct ccacct cat t gcacat cat gcagct a t t cat t gact 31080
cagcaagt at cagct t t gca t gcgacct t g gcct acccac t t t agct t t t agt aat agct 31140
ccct t ct t ga at aat acaac cagt ggggaa acagaacct a act ct t acct ct gggaggct 31200
t at t t gct t t gagaacat at gt cct gcagt t t t gt t cat a t ggcagt gaa gt t t cgt gca 31260
cacact ct ag agccaggcag cct gggt t ca aagcgcagct ct gccaggt c ct aact gcat 31320
gaat t t gggc aagt cgct ca acct ct ccat gcct gagt t t cct cat ct gt aagat t ggag 31380
caat ggt aat acct gct t t t t agggt t gag aagagaat t a aat gaat t aa gat gggt aaa 31440
gt gct t agag t ggagct t t g caagt agt aa gt gct at gt a agt gt t cgat t t aaaat gaa 31500
agaccct t aa at acat t ct t t gt t cat t t c acaagccct t cat t t cacaa cct t acat t t 31560
cacaaccaag ct ct gt ct cc cct ggaat cc agccat aact ct gct cacaa gt gt gagaca 31620
ggccccagca gagct gcacg aagaggagag aaggcagccc cccagact cc caaccccct g 31680
t ccaagat gg caaaaccaga acacagcct c t gt accaccc cagcaggt at t cagaat ct g 31740
caat ct ccaa agcccact t c aat t gt aaat gt agagccac gt gcgct t t a agt cacct gt 31800
cact ct ggag gct ct t t t gc t cagt t cct c accat t agca gggat gacag ggagt gcagg 31860
agt gcggt cg act cccagat at t ggagagc gct gggct ag ct gcccat t c t cccggcct c 31920
cact cct ct t t gct gt ccag ccat cact t g ct ct t t gaag gcaaacaaaa cagaaaacag 31980
t gccaaaagt at gggaagaa agccagct t c t cccct gggg t gcct gt gat gccat gccca 32040

ccct ccct ga ccacgcagcc cct gt ggacc ct cagggccc caagccccca t t t ccat cac 32100
at gcgt acac ccat gt gt gt ccat agccgc ccat ct cagt caat aaggct gct cct gccc 32160
act t ggaat a gt ggt gacaa ccaggagt gg ct t at gggaa ct at cccaat ggcct gacag 32220
cat gt ccgct gcaaaccgct gaggt aggac act gccct ca t gt ct agct g at cagcaaga 32280
ggcgcagt t g ct t t ct t agg t aacat t gct gct gt gt cct ggccat t gct gggggt ggc 32340
act t aat ct a caccagat t t t t ccct cct g t at ct t ccaa gct gct t gga t ct t ggt gct 32400
gaat t aggt t ggact t t gt c t t gt ggggaa gggaggact a t agaccct ca acgt aagcaa 32460
t ggt cagact at t ct aagaa aact cgccga at t aaagcat gaggt aaat t t agt t ct gac 32520
t t ct gt ccac cccact gcca ct gt ccccct t t t at cccat g at ccct t gct t t t ct t t t cc 32580
t cct ct ct cc ct at ct ct t g t gt t t gacgc at gat aggaa t t cagaaat a t at gt t t gt g 32640
gat t t gt t t a t t cacgt agc aaaccat t t c t t gagt gcct accat gggcc aggt agaat g 32700
ggcggccccg ggct gcagt g gt t t ct t cag cccct ct cca gggt t t acac t gt gcaagac 32760
ggt t t gt gat gggt cct ccc at cgaggacc acact ct t ct t t ct ct gt gc ccct t ggt cc 32820
t cagt ct ct g accccact t c aaaggcagca t t cact cagg gaagct ccca t acaat gct a 32880
gt cagagt aa aagt t t ggac aaat t gccag gaagcagct t gt cagt at gc at aaacagcc 32940
t t t aaaat at t act act ct t t gacccagaa t t t cact t ct aggaat ct gt cct aaggaag 33000
t agt cacat g caaaagat t t at gt accaag at gt t cat ca aagt gt t gt t t t at aacagg 33060
aagt ct caga agct ggat aa at at ccaacc t ct ggaaat g gt t agat aga at agt at gt a 33120
gccat t agaa aat t at gt ct at ggggt t t a aaat gt cat g ggaaaacact t ct gacat aa 33180
aagagcat ga gaact gt at a t t t agcat aa t ct t aact at gt t t t agaat gcacaggaaa 33240
aaaat gt aca aacat at t ca t agt gat gt c t ct ggt ggt a ggat t at gat cagt aagt ac 33300
t t ct gt ct ct t cat at t t t c ct gt at t t ga t aat acat gc at at gt t gt t t t t aaaat aa 33360
gaaaaat t t t aagt t t aaaa t t ggagct ga aaagt gt t t t t aggt caggc gaggt ggct c 33420
acacct gt aa t agcaccact t t gggaggct gaggcagt ca gat cact t ga gcccaggagt 33480
t cgagaccag cct ggccaac at ggt gaaac cccat ct ct a ct aaaaat aa aaaaat t agc 33540
cat gt gt ggt ggcacacat c t gt aat ccca gct act t ggg aggct gaggc at gagaat t g 33600
ct t gaaccca ggaggt ggag gt t gcagt ga gccaagat cg t gccact gca ct ct agt ct g 33660
ggcaacagag t aagact ct a t gt caaagaa aaaaaaaaaa gaaaagcct t t t t aaacagt 33720
agcagacat a act at at aat cct t act aag ct gt cggt ca aat t t t t at t t at at at t t a 33780
t t t t at t cat t t at t at t t t t agacagggt ct cact ct gt t gcccaggct ggagt acagt 33840
ggcgt gat ca t ggct ct ct t caaact t gac ct cccgggct caagt gat cc t cccat ct t a 33900
gcct cccaag t agat gggac cacaggt gca t accaccaca cct ggct aat t t t t t t t at t 33960
t t t t at t t t t agagat ggt g t t t act at gt t gcccaggct agt ct caaac t cct gggct c 34020
aagct at cct cccacct cgg cct cccgaag t gct ggggt t accagcat ga gccact gt ac 34080
ccagccct ca aat t t t t aaa aat ct at aag agacat t at t ggacaat t ag agaaat t cac 34140
at at ggact t at aat agt at cagagt gt gt ggt gt gat gg t t ct ggaggg aat ggact t t 34200
t t ct t t ggag acaggct t t t ct at gcccac cct t t t at ct t gct aact t a t cat cat cca 34260
ggt t ccagca gaaacat t ac t t cccccagg aaat t t ct t a agggt gcagt at cat gat gt 34320
ct gcagcaaa t t ct caaat a gct caggaaa aaagt acgt g t gt ggt at ga gt gt gt gt at 34380
gt at gt gt gt at at at at ac acat at at ac acat at at at acat at at gt gt at at at at 34440
acat at at gt gt at at at at acacacacat acacat at at at acacacac acat acat ac 34500
at gt at t t t t at at aat t at at at gcagag agt gcaaat g t t gccaagt t aaagat t ggt 34560
gagt ct aggt gaagggaat a t ggt at t t at t gt at t at t t gt gcaact t t t ct t aagt t t 34620
gaaaat t t t c aaaacaaaaa at t ggaggaa gaaggcat gc cagt ct accc caagccct cc 34680
at t ggaat gc t gaaaat ct a aacaat gt ga t t t ggcaat t t cat t t ct t t t ct gt t gt gg 34740
gccagt agt c ct t agat gt t ggggaagggg gt agt cgct g aggt gt ggt t gact t aggat 34800
ggaagaagca gaagt caaga ct cccagggt caaagt ggt t t gct ct gct g acccaagt gt 34860
gggaggccca gagt cagcgt t t caggt gt g ct aat t cagc at ggt t ct at t cacggccaa 34920
agt ccaccct gggcacct ct ct ggcagcaa t ct t gggt ga ct ct act aag gccaggcct c 34980
cat gaccct a t gt ct ggat c ccat at ct cc acct ct ccca ct gt ct cagg aacggt gct t 35040
agct t t t t ct t t t ccct ct c ct gt ct t ct t t gccagcat g t agaaagt t t aaat aat t cc 35100
cct ct t t aca acaaaacaaa acat accccc t t cagt caac caccct agct ct ct t ct cct 35160
t t t cccagcc agat t t t t t t aaaagcat cc t aggccaggc gcggt gact c acgcct gt aa 35220
t t ccagcact t t gggaggcc aaggt gggt g gat cacaagg t caggagat c gagaccat cc 35280
t ggct aacat ggt gaaaccc cat ct ct act aaaaat acaa aaaagt agcc gggagt ggt g 35340
gcaggt gcct gt agt cccag ct act cggga ggct gaggca ggagaat ggc gt gaacct gg 35400
t aggcggagg t t gcagt gag ccgagat ggc gccact gcac t ccagcct gg gt gacagagt 35460
gagact ccgt ct caggaaaa aaaaaaaaaa aaaaaaaaaa agcat cct ca gcact t t ggc 35520
aact ccat ct cct cccaaca t gt ccct gt t act ggaat cc agccaggact cagccccgat 35580
ct t t ct act c t aaccagt t g t ct cagt t aa caaggacagg t t t at gct gc agt gacaaac 35640
aagat cccaa at t ct t gt gg ct t cacacat ct ggcaccac ct cat ct t cc agcct t agga 35700
gt cat ct t t t agt t cct t ga aaact ct t t a cagt t t t ct g t t ggggcct t gt cat at act 35760
at t cccct gg aat gt t ct t t cct at cccct cccct t t cacc t t gct aact t gt gcccat cc 35820

ttcaggtctc agcagaaaca tcacttcctt ggggaagttt tctccaacac ccacactaca 35880
caggtgtccc atctacactc ctatgacttt gtggtacttg tctcacttca ttttccactg 35940
cctttccccac aaggcacctg cacaagggca aggaccgtac cactgtacct atgtcactca 36000
ttgctgtggt cacctgcact ctggctgcct acctttaacta cacattagaa tcacctgagg 36060
agctttttaaa gccacaatgc aagactccac cctaggccaa ttggatccaa atccctgggg 36120
tagggccaga catcagtgga gttatatata catatatata ttttgtttgt ttgtttgttt 36180
gtttttttgag acagagtttt gctctgtcac ccaggctgga gtgcagtggc gcgatcttgg 36240
ctcactgcaa gctccgcctc tcgggttcac accattctcc tgcctcagcc tcctgagtgg 36300
ctggaactac aagtgctcgc caccacgccc agctaatttt tttgtgtttt tagtagagat 36360
ggggttttcac cgtgttagcc aggatggtct cgatctcctg acctcatgat ctgcctgcct 36420
catcagcctc ccagagtgct gggattacag gcatgagcca ctgcacccgg ccatcagtgg 36480
atatattttt aaagcactgc agagaattct gttgcatcag cttgagaacc actgatctgc 36540
cttgtgcttc acattttaaaa ctttttttta atgaataaat aaaccccaaa aaattaatct 36600
ccctaagcct ccctagaaga taggatggta aggatatttt cctaggtaaa aatatgttaa 36660
tttcatattt catgaaattt catgtttcat ttcaatcaag ctctgtcata cacccttacat 36720
ggggcaagcc cagtgcctgg gcagggtgta attatactca ttacacaggc aaggaaaagt 36780
cacattaggt gatggagcac aaataggcag ttaatggttt cagggctagt taggatatgt 36840
ttgtctttca attgcaagta atagaagccc aaagaaattg gttatttata taatataatt 36900
gattggttcc caaatttgaa aaatttcagga atagacccag cttaggtaca gctggatcca 36960
gtcactcaaa caatgtcaca aagaacccctt tgacaggaat gtatcctgtg ttgactctac 37020
tttgctctga gtagtctttc cccaggtgat gatAAAAATg gtcatcatcg ccaggcttgt 37080
gtcctgtttta gtaggaatat acaagaagag ctcagtaaat gctggcccca ccactaagca 37140
aaaacaaaac ttttgttgtt gttattgttg ttttaaataa cagcttagac ctttcttctt 37200
tcctttgttat tctctttcat ctgtaatcca gttttctact tctgaagtat agaatgttct 37260
gatgatttat tcttcattac ccacaacttg cacatgtttta tttaaaaatg ccaggattgc 37320
ctggccgttg tgtgctgtta acctttgttt gctgttagtg gatccctgaa gttcaggctc 37380
ccaggggagc agataatggg tatccagttc ctgcaatatc cacccctctgg caagccaagt 37440
tcctttcctgg gtaaggtttt gcctacctgc attcctaggg aagtttctgg gcctgaccac 37500
caagccagct ctgagaaggg gtgcataagc cccaccatgc tttggctctg tcccctataga 37560
atattttatg ttgttactga aaactaaagg aagatgggtg cggtggctca tgcctgtaat 37620
cccagcactt tgggaggcca agacagattg atcactcgat gccaggagtt caagaccagc 37680
ctggccaaca tggtgaaacc ttgtctctac aaaaacaaaa caaaacaaaa attagccggg 37740
tatggtggca tgcacctgtg gtaccagcta ctcaagaggc tgaggcacaa gaatctcttg 37800
aacctgggag gtagaggttg cagtgagccg agatcgcact actgcattcc agcctgggtg 37860
acagagcaag attctgtctc caaaaaaaaa aaaaaaaaga aaaggaaagc taaaggagag 37920
agactaaaat gatatcaggt tcctggagaa caaacagaca tgatttgct tcatggcagg 37980
acagccggaa gaagtgggat tatatcctca cattacaaat aagaaaactg agactcagaa 38040
tggttaagtc acttgtccca ggccacacag ccagtaaatt acagaaacag aatttgaacc 38100
caaatcttcc agctccaaag cttgtgttct tttcactacc tcctgcttaa tttttttaatt 38160
tctaagattta gacccttcat ctatccatga cacctgcctg tcatcccctg aaaaaaggtg 38220
aacgccgttc agaaattttt ctagcctgag ctcactccca gttcacttat ttttgctttg 38280
tcatggctgc ccagtcccca cttgtagacc aggaataggt catggctgcg gggactacac 38340
gctgtcgctg ctgcaagggc cggcctctgt ttccggggct gagtgggggc cagacctgcc 38400
aggagcacca tcttctgtgg gtcctgcctg gatgtcacat cccggcccca agaagtcact 38460
gcaaacctttc gtattattga gcttcacatc ctagaatttg ctgtcactgt ggctgctgca 38520
tgaagttgtc ctgagagaaa cgggcattgt cattaacagg gaaattgatg gtctggggga 38580
aaagtcatcc tcattctctt gcagatctat gggtgattga gactggctga tgttgaaggg 38640
gtttctcagc catcgtgtgc catgttatgg aacagtggtg tagccagcca tttgacaccc 38700
agcgctgacc tttgtttaac aacctcacct atatatgaca aaatgattgt cagaaataat 38760
cgtgtaatga aatgactgta ataatggcca gaaaagaaac gcagatagta aaatgtttct 38820
cttgttgaac tctgtacata taattgcacc aggatttttt tcaaataaaa agtaaatatt 38880
atactacaaa aaagggaaaa agcacaagca tttattaaat agcttttctat atctttctga 38940
gttttgatcc tttgattgca gactgatgta atattttatg taaatcattg cttggttact 39000
aagtgaactt taagaaaagt gagacgtctg cagaagttgc ccataatttta gcagctactg 39060
tattgtacca ttgatgtacg gctttatttt cttgattaat tatttaaaca atatAATtca 39120
caatttttaaa ataataaatt tccacttaaa atggtatttta aactcagcaa aatatatcat 39180
ctatgagtaa aatttgtatt taccaagcaa aaatattaca gtttgtggtt cacatgctgt 39240
ctcactgttt taaatttttaa atacaaaaac tccaagtagg ctgggtgtgg tggctcacac 39300
ctgtaatccc agtactttgg gaggctgagg caggcatatc gcttgagttc aggagttcaa 39360
gatttgcctg ggcaacatag tgagatcctg tctctactga aaacaattag ctgggtgtgg 39420
tggcacatgc ctgcggtccc agctactcag gaggctgaga taggaggatc acttgaaccc 39480
tgggggacag aggttgcagt gaggcaagat tgcaccactg cactccagcc tgggtgacag 39540
attgagaccc tgtctcaaaa aaagaaaaaa aaaaaagaaa cacaaaaact ccaggtggtc 39600

gcacagaat g acaggact ga agt aact t ag ct ccaat t t c t gt ct t cat a at cact gt cc 39660
t accat t gt c t gt gct t aga at ct act t gc t t aat gcagg aacat gt gt t ct cacagaga 39720
t ggaaaat gc aaat ggcgcc agaagcaagc t ggaaat t ct gaaccat t aa gaat t t act c 39780
t ct gccaggc acggt ggct c acgcct gt aa t cccaggact t t gggaggct gaggcaggca 39840
gat cat ct ga ggt caggagt t caagaccag cct ggccaac at ggt gaaac t t cat ct ct a 39900
caaaaat aca aaaat t agcc aggcat gat g gt gggt gcct gt aat cccag ct act cggga 39960
ggct gaggca ggagaat cgc t t gcacct ga gaggt ggagg t t gcagt gag ccgagat ct a 40020
t ct gcaccat t gcact t cag cct gggagac agagt aagac t ccat ct caa aaaaaaaaaa 40080
aaaaaaaaag aact t act ct caaaat aaat acgt gt ggct gact ccacat at ggt agggc 40140
caact gt at a act agaagt t ct ccaaat aa ct t ct gt gga gaaaaaaaag t t t at t aaag 40200
gt t aact t t t t t aaagt gct aact agaacc t t act aacac t gagat cgca ccaat t gt t t 40260
at aact t aga cagggccggg t gcagt ggct cat gcct at a at cccaacac t t t gggaggc 40320
cgaggcaggt ggat cact t g at gt caggag t t cgagacca gcct aaccaa cat gat gaaa 40380
ccccat ct ct act aaaaat a caaaaat t ag ccaggcacgg t ggt acacgc ct gt aat ccc 40440
agct act ggg gagggt gagg caggagaat c t ct t gaaccc aggaggcgga gat t gcagt g 40500
ggccaagat c gcaccat t gc act ct agccc cagcaacaag agt gaaact c t gt t t caaac 40560
aaacaaacaa aaaaaaaaac ct ct t ggacc aggaaaat at t t t t t aaggg aggagt at t t 40620
t at cact ggc at t gt t t agg at t gcaggca cat gat gct a at gaaaagca gact aact at 40680
t agt t ggt t t t at t act gt t t t t gaact ct ct ct ct ccct t t t t t t t t t t t t gagacag 40740
agt ct ct ct c t ct gt caccc aggct ggaat gcagt gact g cagt ct cagc t cact acat c 40800
ct ct gcct cc t cagt t caag t gat t ct cgt gcct cagcct cccgagt agc t gggat t aca 40860
gggcaccaca ccaggct aag t t t t t gt at t t t t agt agag gcagggt t t c accat gt t gc 40920
ccaggct ggt ct caaact cc t ggcct caag cgat ct gccc at ct t gacct cccaaagt gt 40980
t gggat t aca ggcgt gagcc accgt gcct a gccct gt t t t t gaact ct ct agagacagt c 41040
cagcccct t a t t act t gt cc t gaggcagct gct ccct t ca cct ggccccc cgcat t gt gt 41100
t ccggaccct t gt cct ggt g gt gct aaaga at at ct ct gt cgat cct t t g gggact gggg 41160
aaact gaggc ccagt gccac gcgat gccat t t gt t caggg aagat t aggt cat ct gct ag 41220
gt ccccagt c act t gacct t ct t cccagac aggaagaagc t gct ct gggt ct ct cagt gc 41280
t ccacgt gt c t t t gcacat t gaaat gt t t t ct gat t t t t t t t t t t t t t t t t t t t gct gt t a 41340
cat t t act t t t aaaaaat aa caagcaat aa aat gt t acat t t gagaaggt t gaaat gaga 41400
at t gat t t ga gt t aaat t ct agcagat t t t t ct t agaaga at gat at cat cat ct ccagc 41460
t acct gcaat t gat ct act c t gaat t aaga aagagact t c cat t t gt t gt t t at at t t t g 41520
cact ct t gat gt gt t t ct t t aaat t at ggt cat gggccag gt gt aggagc t cacacct gt 41580
aat cccagca cct t gggact ct gaggaggg aggat cact g gaggccagga gt t caagacc 41640
t cgt ct gt ac agt aaat t t t aaaaat t agc caggcat ggt agcat t cacc t gt agt ct t a 41700
gct act t ggg aggct gagat gggaggat t g ct t gagccag aact t t gagg ct acagt gag 41760
t t at t t t cac gccact gccc t ct agcct gg ct gacagagc aagacct gcc t caaaaaaat 41820
aagt aaaaaa t aaat t aaat t t caat cat t agcagt cat t aggat at t t a aat acagt at 41880
gt t gaat caa agt t acgcat gt gt gt at t t t t t t t ccag agagt t gt t t at cat gt ggg 41940
t t t t aat t t a act t t aaaaa aat gt t ggct ggacagt t gc ccaaat ggt a t cat cagcca 42000
t t t ggt t gag aacgt at gt c ct gcgggct c ct ct gt cact ggagt t t t gc t agct gacag 42060
ccact ggct a gt t agagact gcagt cagca cagat gcagg cgt ggact t g cgcacgt aac 42120
cat gt caat g caaagccat c act t ct t aaa aat t ct gaac cct gct gt ct gagat ggt gg 42180
t gcagcggat agaact ct gc t ct aagaggc agt agct aat t ccat gt ct t ct t t gccct t 42240
gact agct ga gt gact t t gc acat ggggct t gcct ct ct g t t gcct t gt c t gcaaagt gg 42300
aat cat ct t t t cct t gct ag acagaaggt g gaccct ggac ct at ggcct t t t t gagt t t c 42360
ccccccgct t ct t agaagga cct ct gat cc t act gagt t t aat acccacg ggt t aat aat 42420
t gggaaaagc aaaggaagcg ct t ct gt t t a ggt aat t at a t gcat gt t t t t gt ct t t t t c 42480
t ggct ggaaa gat at ccaag ccact gggaa ggt ccgt ggc t acccagggt agccct ct ct 42540
ggggagggct gct at at cca agagcccct c at gagaat t t gaaaat cgac cat ggt aggg 42600
cct gct gact t t t gacagct aat ggt gt gc t gagaat t gt ccct ccaaag at gcct t t cc 42660
at t ccct cgg gagagt ct gg gcagcccct a ct gggggct g ggat gct ggc t ct t ccct ca 42720
gcct ccaccc caact gct ct ct t ccct cct cccct cccca gccccct aat t t ct ct caca 42780
aggct t t gt t ct gcagcaac ct t t cct aat gcagt cct gg cct ct t cgca gct t cat t ac 42840
at aacct t cc gt ggact cct ggt ccaagga t caccccaga aagccagt ca gaggt aggca 42900
cgcagct ggg gt ccat t t ac t t acct t ccc cacccct cg gaact cagag gt ggt gcagg 42960
aat t t ggact ccaagaat t a acagct ccac caccat cacc agagccaaaa ct caggat gc 43020
at gt gct t ca t ct gct gct t at t t ccagct gagagccagt ggt gccat gg t t cct t aggg 43080
agccggt ccc ct gat gccgg ct cct ggccc caaat ct ct c t gat ccgggc t ct t ccagaa 43140
t gt ct t gt ct ccaccat cgc ct t t gaccaa t ggt gt ccct t t gcct ggt a at gt ccccct t 43200
t gcct gat ga t ggcccct gt c act cct ct ct t t agcacaga ggaggct gt t t cat ccct t c 43260
aagcct gccc t ccct t caag t ct t agct ca agt t cacct t ct ccgcagag cct t ct ccaa 43320
t ct t ct t gac t acgt ct cct ct cagct cca gcaacct ct g t ct ct ggcac t gat t cct t a 43380

ct t agct aag agaat cacag acact t gggg ct caggacaa t ct gct t t ct ct ct t ct t ac 43440
ccat ggcct t ggact gt gt g t acct ct t t g t ct ccact cc caaacccaac ccccagaggg 43500
cagagagcat gt t gt ct gt c cct t t gct ca gcat gaagcc at gcgt gt gg t agat cggca 43560
gagt t ccat a act t gt gt t g accgaggggt cact t t gct c t gaaat t acc cct gt gt cct 43620
t cagt at t t g cacagat agc t t cct ggcca gaccgaat at at ccaagggc at ggcccacc 43680
t ct gct cct g t t t ccaggt c cct ggt gggg gt t agt t cat gcct t cct ca t aat ct gccc 43740
act ggcct gg t cct caaggt ct t cccaact gct cagccag agt t gagaaa at gggt cgct 43800
ccat cct gt t t gt gt cgt t c t ct cct t cct ggcccact ct cct gcccaca ggt at ccagg 43860
ggct gcct gt agcat t agag gacat acat g cacat gcgt g ggcat gggac act cacgt ag 43920
cct ccaagca cagcat caat aat gcat t ct gt gct t t at a gcat ggaaag ct gct ct aaa 43980
ct t t at t aca cagt ggacat gt ct gaagca gct cccaaat ccaccct ga gt gt gt t gga 44040
at t ggcaagc ct at cact t g ggagt ct agt t t t t t t gt t c gt t aat aat a gat gct t cct 44100
gt ggccccag ct t ggcaat t t t gat t t aaa gt gat ct t aa ct gaagagac t aat ggacgg 44160
gt ct gaat t t gt gcct t t t a agcacaaagt at t gct ct t a at t aact gga t t ct at cct t 44220
t gagcaggca gaggcct t cc cccaagggcg t cat t aacga t ccacat ct g gacat ct t cc 44280
aaagcct t ct t ct gt t t cag gccaaccgca ggt gt gt t cc t gaacaccca ggaggct at g 44340
agagccacat at gcct ccca aat acacaca gt gt gcat gc ccagggacat agagcagt gt 44400
gcaaagt ccc at t ccat ct c t ct ccacct g ggagaggat g gct ct t ct gt ct gat t cat g 44460
gct caaagt g gt aaaggagc t ccccact cc ccgt cccacg cct act caga gt ct gcaaat 44520
at gt at gcga t at gagagct cgt cagt t ag ct gt ct t cag t gt ggcgcac at t t gaggag 44580
t ct gact ccc ct ccagcaca ggccaat gt g cact gct ct c ct at ct t t gt accccccact g 44640
t t gcact gt g cagaggt t gg agccat agaa gt accagagc t gt gaaagga gaggcccct 44700
ct cacct ct g ccct ggt ct c cat ccccact t t ct ct agga agct agt agg t gct gacagg 44760
ggagagaagg gaggggaggg gt ccagaaac agt ggct cat gcct gcaat c ct agcact t t 44820
gggaggct ga ggcaggagga t cat t t gagg t caggagt t t gagaccagcc t gggcaat gt 44880
agcaagaccc t at ct ct aca aaaagaaaaa at gt aat t ag ct gggt gt gg t ggt gggcac 44940
ct gt agt cct agct act t gg gaggat gagg t gggaggat t gct t gagccc aagagt t t ga 45000
ggt t acagt a agct gt gat t gcaccact gc act ccagcct gggcaacaga gct gagaccc 45060
t at ct caaaa aaagaaaaaa aaaaagaaag gagagagaga gaaagaaaag aaaagaaaaa 45120
aaaaaaagaa gggaagggaa agcccagaag agt gt gggga gaggaggcgg ccgt cat t ct 45180
ggggccct ca gt gt gcacaa ccagat aaca cat gct ct gt gggct t t t gt accat t t t gc 45240
t t gagcat aa agaaaggaag gct gcccct a aat agaaagc act ct ggagg caaacaaat c 45300
t gact ccaat cct ggccct g ccact t t ccc agct gaggac t t agacaagc accct agcct 45360
ct t ggacat t ct cagagcca t ct gct gcaa gt gggt gct g ccat acccac ct t act gggc 45420
aggct t gggg gaccaagggt ggt aaat ggc t cagt ct t t c at gat gcggc cacacagcag 45480
gt gcgccat c caggt ccat t t ct t t cct t c ct t t ccccca aat caagt t g t cat t aaagt 45540
act agt ccac at t aat gaaa t caact gt at t aat t t t ct a t t t gct gct a t aat aaat ca 45600
t cagaaat t t agt ggct t aa accaacacaa at gt at t acc t t acagt t ct ggaggccaga 45660
agccct ccat aggt gt cact gggct gaaat caaggt t t t g gcaaggt t gc ggt cct t t ct 45720
ggagggt cca ggggagaat c cat t t t ct t c ct t t t t ccag ct t ct aaagg t t t cat gcat 45780
t cct t ggct c at gat ct t ct at agct at ag t cagaaaaat t t t ccat caa t cat ct t caa 45840
agccagcaat ggcaggat ga gt cct cacat cacct t gct c t gacaccagt t ct ct gcct c 45900
cct ct t ccac at gt caggac cct cat gat t act t t gggct cact ct gat a at ct gggat g 45960
at ct ct ct at t t t agagt ca gct gact ggg aacct t aat t ccat ct acaa ccccaat t cc 46020
t ct t t gccat gt acagt gac at at t cacag gt t ct gggga t t aggacgag cct gt ct ct g 46080
aaaggct act t t acat gaaa at t cat t t t t t t t aat t aaga t t t t t t t t t c ct ct t gagac 46140
aaggt ct cac t ct at ggt t c aggct ggagt gcagt ggt at gat cacagct cact gcagcc 46200
t cgacgt ct c t gggct cagg t gat cct ccc acct cagct t ccct agt agc t ggaact aca 46260
ggggt gagcc cccat gccca gct aat t t t t t t t t t t t t t t t t t t gaga cagagt ct ca 46320
ct cagt cacc caggct ggt g t gcagt ggt g caat ct cagc t cacagcaac ct ccgcct cc 46380
t gggt t caag t gat t ct t gt gcct cagcct cccaaggagc t gggact aca ggt gt gcacc 46440
accacgcccg act aat t t t t gt at t t t t ag t aaagat ggg gt t t caccat gt t ggccagg 46500
ct ggt ct caa act cct gat c t caagt gat c caccaacct c agcct ct caa agt gct ggga 46560
t t acaggt gt aagccaacat gcccggcccc agct aat t t t t aaat at t t t t t t t gt agag 46620
at ggggt t t t accat t t t gt ct aggct ggt ct t gaact cc t gggct caag caaacct ccc 46680
acct t ggt ct cccaaagt gc t gggat t aca gcat gagcca ct gcact cgg cct t aagaga 46740
agat t t aat a at t aat act t t acaacaaga t ct ggaagag gt gggat gag t aact aaat g 46800
aggat acaag t aacccgggt cat at t t gct aat accct t g gt cacat t ga act t gat at c 46860
t t at cagat t t t cct aat ca gct cct t t ag cagcagt gt t gcagcat ct t at ct cat t t t 46920
gt t t t t t gt t t t t t gcct a gcacat gcct gt aaat cact ggat t gaggt gt t t agat gt 46980
t t gt t gt cct t t ggat gct t ct t at aaat c cat at t t cat ggct ccct gg aaagt gct at 47040
gcaaat gat a agct gcaagg at ggaaagga aat t gcagt g ct cct gaat t gt aaat gggc 47100
t t t t acgagg aggt t t ct aa t t act cgct c t t t ct ct t ga act gaggagt t gaagt gt ag 47160

gt ggcagat c cat aacagat aat cat gt gt gt gat gt gac t t cagcct ga gcgt cgagga 47220
ccaagt caca gagcaggaac agccact ct c cagt gt cct t ggggct acgt ct gaggagaa 47280
cct gggat t t cat at at gac ct gcact ggc t ggggggct c t ct t gacgt a acgt gt t ccc 47340
t ct gagcat g t t acagat t c t gacat t ct t at gt t cct t c t gt ggagaga cat gt act t a 47400
gt gacct aac t cact t t agc at at t t t t gc t cat cgt t t g t gt agct t aa aggaat caga 47460
t aat t acccc ct ccccact a ct t t cggaag cacaaat gca at gccct aga at t gt act gg 47520
ggact caaaa agaaaagaga gt agt aaaat ct at t aaagg ggacaaagac agcct at at a 47580
ct acaagct t t ct at t t t t a t ggcagagaa t gccat t t t c t aagt aaaca gagaact gca 47640
t t t gacct gc aat at caaat gcat ggat t t gat gct t t gg aaagcaact g t t t t ct gcgt 47700
t aat ct gggt gt ct t ccgt g aaat gt cct c ct gcct t t gg ct t aaacact agct t t gt ct 47760
acagccat t c cat cct gaac ct gcccaat c t t gt ct gaat cct ggt t t ca ccact gacaa 47820
gct gt gt gt c ct t gggcaag t t act t cacc t gt ct gt gct t cagagt cct cat ct gt gag 47880
t t ggggaat c t ggacagaat ct accccat a gggcgt agt g aggat gt gt t gaat t at ccc 47940
aagt ggct ac acagagt aag cact caaat g at gt cat cgt t gt cat gat t gct gt t acca 48000
gagcct agag t t cat t ct ga t act cgagt c t gt ggcccat ccagcccagg t aaggaat ag 48060
t t ggaggagt t gggcat gt t cagct t gaag aggagacgac aggggat at g ggat agt t ga 48120
at ct gt gaag ggccccct gg gat gaagaac t ggcat gt t c t gt gt ggct c cagggcact g 48180
agcaggaccc at t t gccaaa gt ct caggga cacagt t t ct agct at agac agaaaaat t t 48240
t ct gt cact c agaggat gaa aat agaat ga gccccct t aa gaggt aat ga gct ccct gt c 48300
at t ggaagga t t ccagaaga gct aggt aac cact t t aggt gct at caagg ggct t t t t t c 48360
t t t aaagt cc t t t ccaaaag ct t ct gagat t gcat aaaca at aggaagcc at ct t ggt gc 48420
t t t aacacaa act ct cccca gt gat gaggg t t gagccaaa gccagat t gg caagcagaga 48480
ggagact t gt gt acaaggag t t cct cgagt caat t gct t t t t cct t gt t c t agccagcca 48540
gagggct cct gt t ggaaaac aggagaccgg agaggct gag gcct gaccaa accagct t ct 48600
gcaggccagc t gggaggcca caact cct ac ct acgggaaa act gaagggc at ct ct at t t 48660
t t agat t agc aaaagaaaat aaat t t aagt t t gagt ct cc t t t gcaact t t t aaaagaca 48720
t ct t t at t ga gat gat cat t cacat t ct at aaaat t cccc cact t t gagt t acaat t cag 48780
t ggt t t t agt ct t cct t gat gat t t t gat g gt ct t t t ct t aaggct ct t g gaagacccag 48840
aagcct ct ca gacacaggt g ggt gt ggagg gcgt agcaca gaggcagact t ct cat t t cc 48900
t gggt ct ccc ct t t aat gac t ct cagagac ccct cct t cc ccct gcccct ggct t ct acc 48960
ccaggggt gt agagt t t t gc cat t t t ccaa gcagaact t c at t t cct ct t ct gt gt ct ac 49020
act ct t t gt g ct t ct t t ct t gccagct t t t t ct cct t t gc ccgcccct t cc t t cct t cct t 49080
ccct ccct cc ct cct t ccct cct t ccct ct t t ccct cct t cccccct t cc accct t cccc 49140
cct t cccccc t t ccct cct t cct t cct t cc ct cct t cct t cct t cct t cc t gcct t cct t 49200
cct t cct gcc t t cct t cct t cct gcct t cc t t cct t cct t cct t cct t cc t t cct t cct t 49260
cct ggt at gt gact aat t t c t gt t t cagga cat aaat gt t gt ccaggct g t t ct t t ggt c 49320
t t t ct gt t gg at aat ggaca t t t ggcat t g agagaggct g ct t t t t ct ga aat cat gt t c 49380
t t ggggccca gaacct aggt gt gt gct t ct gact t t gt t t t ct t cct gat ccaaat t ct g 49440
at at gt ccat t t aaat t gat ct agacccac agggcact gt gggacagat c ct cagt ggaa 49500
cat gact ct g t aacgagagc at t t t gt t t t gt caaaat ga gaacat at t a t t gcct t t ca 49560
t ct gat t gt a aacat aat ac at gt t t at aa aacagt at aa t gagacaaaa at gt agacac 49620
t aat aaggga aaat ct ccct aat t gt at t t ct ct t cacag agaaagcccc t gt t gggcat 49680
at at act ct a gt t t gt t t at t t gt t t gact acacat at at gt at t ct t t t ct t at gt at a 49740
aaaat t ct ga acat gcacat t t ct gcaact act gt t t t ca ct t gat gat g cat ggacct c 49800
t ct agagt gt acgt t t ct t c t t cct t acaa agcagt t ggc t t cgcccagg gt acaccagg 49860
acacggt t t t ggct ct gt cc ccagggt gt c acgggaccag gggat gat ct cacagggt ct 49920
gccat ct gcc ct gcct ggcc ggaggct gca t cgagagggc caaggggcac cacgt gt cgt 49980
gggt act gt c aaacaagagc ct t cagagcc t t ccacagt c t t t ct t t t gc t t cccagcat 50040
t gct t ccccg ct ggt ggact ct gaat ct ag aact agct cc aggcgcct ct ccaaat t cag 50100
acgggagct g gggcact at t at aat gcaaa t ct aggcaaa gcccct cccaa t accaggat c 50160
cagaat gggg t ggggcccct t t gcccct gaaa agct gt t t ag t t t gaaaat a caaacaggag 50220
acagaaaagt t t ggct aaat t aat ggat aa agt t t t aacg at ggt aacca t agt agggt t 50280
cat cgacagc cagcgat ggt t ct gaacact t gacat gt at t aact cacct aat ccccaca 50340
t t t t acagac aat gcaaagg aggct ct ggg aggt t gagt g act t gcccca aagt cgcaca 50400
gct cct aagt gaaggat t cg gagt ggact c caggcagcct ggt ct gact c cct gcact gc 50460
gct gt gct t a t ct ct ggccc caat gccgcc at gcagaagt gt ct gggggc act t t gt ct c 50520
t gt cagacag aat t cggaga t gt gt at gct t gccct ggt a t ggcact t ct ct t t t t t ga 50580
gacagaat ct cact ct gt ca ccct ggct gg agt gcagt gg cat gat ct ca gct cact gca 50640
acct ccgcct cccaggt t ca agcaat t ct t gt gcct cagc ct cccaagt a gct gggat t a 50700
t agat gt gca ccat cgt gcc t agct aaat t t t t gt act t t t agt aaagat gt t gt t t t gc 50760
t gt gt t ggcc aagct gat ct cgaact t t t g gcct caagt g at ct gcct ac ct cagcct cc 50820
caaagt gct g ggat t acagg cat gagccac cat gcct ggc agt gt ggcac t t ct t acgt g 50880
t gt t cagcgg acact gt t t a t ct t ct gt cc ct ccaagacg gt gct gagct caggt cgt t c 50940

at t act ggca gacaact gct gat t t ccaac agaat t gcca t cct ct t ct c ccct gcgact 51000
t t cagagt gt gacct cagac t caaaaat t a gaagt gaaaa cat ct t aaaa act at cacct 51060
t t t ct t cct a at cct cct ct cccct ccct g t ct t cct t gt t gt ccccat c t aat gaact a 51120
t cat ggcaaa aagagcccat t t ct ggt cat t t t ct gt ggc ct t t caaact cccacct acc 51180
ccact gct cc t gggt gcat t acccgaaagc t gagact t ca gt gcagaaag t gccaggccc 51240
t ct gt ccccc cagat cgcct t cct t gt ct t ccct gt gct t gcct gt caca t t gt gt gggt 51300
t ccagcgct g gaaggaat ga ggaacagat t ct ct ggt t ct cct t t t gaag t t t acct t cg 51360
ct ccaccact t ct gagacct t cccggaagt t gcccct t gt t t ct ct cct c t ccagggct g 51420
ccccagagct gcct ct cacc t ct t cct gct gt caccccac caccat cagg gcagaagt t g 51480
ggacaaagcc t ct cct act g gct cct gct t t t ct cccct t a ggt ccagcct cct ct t ct cc 51540
at ct t cagga gt ct cct t ct ccact cacac gt cat gact t cagcacct cg cat cagt cca 51600
gaat at gact gct t gt t caa gt gccacct t t ct cat gcat t t t t t t ct ag t gacaat cac 51660
agccaccct g t ggggcagga gt gt cat cat ccccat gt t t caaat gaaga at t gcagt t c 51720
agagagggca agt gact ggc ccagcct caa cagct agcca gt ggacccca ccagggct t c 51780
t gact ccagt ccgggt t ccc t t t ccaccca aat ccat gga gggagct gag ccgagaacag 51840
gt gt cct t ca ggaagacgt g aagccaaagc ct ccacct cc aaact caggg gcccagggag 51900
t ccaggcacc cat ccact ca caaggct gga t at ggt gcat t ccaggagag gggt t ggggg 51960
cgagt ggcct ct ct gt gt ac ccgt ggggat agat gcgcaa gt ggcat cgc cacat cgt ga 52020
gt cct ggct t cat gggt gag ct ccaggt cc aacgagaagc caagcagggg gccct t caag 52080
ct cagct t t g ggcccgggt c ggggt acagg gt agagcggg cct ccccagc ccct gccat g 52140
aggccaaggc agt gcat cgt t cgcagcgt a cat t cagaaa ccaaagcct a ggagct ggt t 52200
at cat t ccgg t t t acagct g at ggaagagc aggt gct t cc gagaacccac agt gct ct t t 52260
ggccagt gac ccaagggt gc ct ct gagagg cct cgcagca cccggaggt g ct gct gaggc 52320
aacgccct ga ct gt aagaag gaccat t cat cct cagagag t ggccgt gat gct gct gcga 52380
cagt cccacc at ccct cccg act ct cact c ccaacagact t cccact gt a aagct gaact 52440
ct ccagcaaa t cacct ct cg ccagact ct c t cct cact ct ct ct gggt cc act agaggt t 52500
cct cagcct c t ct t t gcct t ggt t t t ccca gct gt aaaat ggagcaaaga gggcct at gt 52560
acccacaaag gt gt ggt t gg agcgact cct cct acat t ag ggcct cgagt ggggct t cat 52620
gat t ggt t gg t ggaggt ct c caaacccacc cagt gccacc gaaggct gag act gcagat g 52680
caat gccaca ggt gt cct t c ct cagcct gg gcagct gaac at cat gt gt a aaacggggat 52740
aat aagat aa t aacagcccc t t gcacct at gt ggct gt ga ggat t aaaca agat aaat gt 52800
gt aacagt gc ct ggct at ag aaat at t t ac t ct t gt t at t aagggaagaa t at gt gt ggc 52860
t aaaaaggga t cgaagat gt aaaagccaat ccct cccct ct agcat at t t aagggt aat 52920
gt t gagt t gg t t t gt ggacc at t t gct gcc t gt t agagct ggaaggt agg gaccccct ct 52980
caacagcgat gct acaaat t at acccat t g gaggt caacc aaaagacaaa gct t at t ggc 53040
t ggacat ggt ggct cacacc t gt aat cct a gcact t t ggg aggccaaggc aggcggat ca 53100
ct t gagat ca ggagt t cgag accagcct gg ccaacat ggt gaaaccccat ccct act aaa 53160
aat acaaaaa t t agct gggc gt ggt ggt gc acacct gt aa t cccagct ac t caggaggct 53220
gaggcaggag aat cact aga acccaggagg t gaaggt t gc agt gagccga gat cgcacca 53280
ct gt act caa accgaggcaa cagagggaga cgcaat ct ca aaaaaaagaa aaaaagacaa 53340
agct t gt t aa t accagcat a t t gt t aaggg aat aaagt ag gct gcagaac aact ggt gt a 53400
at at ggt gcc at gt agggaa aat t acat gt gt gcat agga gaggggt ct g caaggt t gt g 53460
ccct aagat g t t agagt ggt t cct t t gct t t t ct ct t t t a t aat t t t gt a t t t gact t t t 53520
aaat aaggac cat aaat cac t t t t at aaaa t acat t ct ct ccagcccct a ct act cct t t 53580
aaagaat aag agt ggt t t gc ccaagaaaga cagt t t t t t t gct ct ggt t t t ct t gat t c 53640
t gacat caga ggaaact cct t ct cat ccac t t ggggct ct gggt t caggg gat t cat t t c 53700
aggcagat t a aagt ggt gac caggggcat t cgt ggacaca gggagggaca ggagcaccat 53760
cagt t t gt ct cacacaacca ct gt cat cct cact gaaggc t gt t gcct ga t caaaaacag 53820
t at t gggcca ggcacggt gg ct cacacct g t aat accacc act t t gggag gct gaggt ga 53880
gt ggat cact t gaggt cagg agt t cgagat caacct ggcc aacat ggt ga aacct t gt ct 53940
ct act aaaag t t caaaaat t agccaggcgt ggt gggt gcc t gt agt ccca gct act t ggg 54000
aggct gaggc aggagaat t g ct t gaacccg agaggt agag gt t gcagt ga gccgagat gg 54060
caccaccaca ct ccagcct g ggcgaccgag ggggact ct g t ct t aaaaaa aaaaaaaaaa 54120
aaaaaaaat a t at at at at a t at at gt caa aaat ggggt a gt t t t t agat ct at agt agt 54180
t ct aaaaaca aaggccat cc aagcat gaca gat t t acaag cact at t ggc t at t ccagt a 54240
gt t acaat gg aggagagaag ct t t t agt t a aaacaaacaa acaacacaac aaacccagaa 54300
acct t aggt c aaaaccaaaa t t gt cct ct c agacacaat c t gggaat t t t ct cat gacag 54360
t gggcat t ag ccaact gaca t cagcagcaa ccat ccgt gt gcacacagt g gcaccacct c 54420
ct cccaaaaa gcagcct t ca t ct at gccct cat acaat cg t t gat t at t c t ct t t ggat t 54480
gaggcccgga at t at t t aag t t t ct t ct t g ccagcat gag t ct t t cct t t ct gt at gct c 54540
ct t at ct t ct ct ct t t aat t t ggcagt t ct gct t gaaat c t gggt ct t t c at t agt agt a 54600
gt t caat t t g gt t ccagaac at t ct gt ggt gt gat gcaat gt gaccagag ct cacact t c 54660
agagct ct t c aagggccagt ct t act gagc acct cccagt ggct gcct gt gt gct gggcg 54720

ccact t gt gg t gggcaggag agaggagggg acacaaaagg agacacagct cct t ct t aga 54780
agct caaagt t ggggaccag ct gccacaga agagt at gt t t agcat ct ga gacaccaaga 54840
t ccagcgt ca caagggt gt t t att aagcct cct cat ct ct t t ct t t t t ct t t t t t t t t t t 54900
t t t t t t cct c aggcagt ct t act ct gt cac ccaggct gga gt gcagt ggc at gat ct cgg 54960
ct cact gcat gcaaccacca cct cccgggt t t aagcaat t ct cct gcct c agcct cccca 55020
gt agct ggga t t acaggt gc ccaccaccac acccagct aa t t t t t gt gt t t t t agt agag 55080
acagggt t t c accat gt t gg t caggct ggt ct cgaact cc t gacct caga t gat t caccc 55140
acct cggcct cccagt gt gc t gggat t aca ggt gt gagcc accgcgcct g gcct t gct gt 55200
t gat t cat ct at agt at gt t t gact t gat g acct ccagt t acct t agaca gaggt t ct ca 55260
t ct aagct cc aact t t ccat t t cct t t gt c ct cgt ct t t c ccct t aaccc ct ccacat t t 55320
ct ct caaaat caccccact t ct aaaaaat a ct gt t t at t t t t ct t t t aaa t t t caaat t a 55380
t ct at act ca t t gaaat aaa t caaaat agc at ggaat aag cgaaaaaaat ggat cccacc 55440
ct t ccccact cccat t ccct agggct aacc at agt t aacc at t t aat gac t aggt t t t t t 55500
t gt t gt t gt t at t t t t t at t t at t t at t t gagacagagt ct t act ct gt cacccaggct 55560
ggagt gcagt ggt gt gat ct cggct cact g caacct ct gc ct cccaggt t caagcat t ct 55620
cct gcct ct g cct cct gagt agct gggat t acaggt gcct gccaccacac ct ggct aat t 55680
t t t gt act t t t ggt agagac agggt t t ct c aat gt t agcc aggct ggt ct cgaact cct g 55740
gcct caagt g at ct gcccac ct t ggcct t c caaaat act g ggat t aaggt at gagccacc 55800
gcacccagcc ct cct gggct ct t t t cct t t agt t gcact c gct ccccgct cct ggagt ag 55860
agggat t t cc gagagact gt gggct ccagc ct t cacct ag gcccaggact aggat gcct g 55920
ccct aacat t t at ct t t at a cct t aaagca aaacagct gg accat aagca t t caagaaca 55980
aact gt gaat aaggagaaag t t ct cccagg aaacaagagc t t t agt t at g t t gggccagc 56040
cct t at at t c ct t agct gt t accagt cact gct t gat t t a at ct cggct a t cact t ggcc 56100
t gacaggt ct gct gct ggt g ccaggat gt c t gggt t t t ga agcct ggct c cat t acat ac 56160
t t cct gt gt g acct t gggca act t act caa cct gt ct gt t cct cagt t t c cccagct gt a 56220
t t at gt cagc at aat agt t t gt t gt gt gaa t t aaat gagg t aat aact gg aaat gct t ca 56280
aacat ggt t c ct at cat gag aaat cct gct t t ccgcct aa at gt gct gga aaat t cct gg 56340
t ggt gcagaa caggagacca gagcaaagga aagacagggt gcagaagcca aaaat t acct 56400
t ggagaacaa agcgcat gt t aaggt t at t t t t ggat t ct a ggt t t at ct c t gct t ggt ct 56460
t cagt t acct acaagagat c cat t t agggg at t t t t gt t t gt t t t t aacg at agct t t at 56520
t gagat at aa t t cat at gcc at aaaagt ca ct ct t t t aaa at gt t t ccgg t at at t caca 56580
aggct gt gca gcct t ccct g t cct t gat t c cagt ct gagt t t t t aact ga agggat aagg 56640
aggaccacgc t t t ccccaga ccagaaccgc gggccagggg gcgat t ccgc t gagt caccg 56700
cgggcgcct g gt gcgcggcg gcggagcccg ggacct t cct t ggct gcccc ct agcgaggg 56760
ccgcagcgca gcct gagaca cccgccgggg ccgct ccacg gccgt cggat t t agact gga 56820
agct cggt cc aggt ccccag ct t gat gcgc ccgcggt gt a ggagaccagc ccgact cgag 56880
ct t cccct ga gcccct ggac t ct t gact cc agcagggcct gggt aat gaa cgt cagct cc 56940
cct t t cccaa aggggt t gct ct gt t gggaa ggcacccgt t t gat acagt a gcat agagat 57000
gggt t t t agc at caaaat at cagaat t caa gcct t gct ct ct gct t act a gct gt gt gac 57060
cct aaaaagg t t t ct gaacg t ct ct gagct t cagt t t cct cat cat t cct t ct cacgggg 57120
t ggt t gt gag cat t acagag at cct ct ct g t gaagcccct gt gagt ggct cat cct gagg 57180
gct gaaat aa acat gt t at t aat aat ccaa aact ggcaag ggat gt t gac t ggt cccct 57240
ccct t gccca aggagct t t c t agaacct ga gt t at cat t a ccaaact gt a ct gcct t gag 57300
t aagaaagt t agaaggaat g ggaaggat gg t ggcaggt gg aggaaggcgg at t ggt cat c 57360
acct cct t gc agcaagaaac agccccagat cgt gggaaac ct acagacct gct agacaga 57420
ct aggagcaa aagct ggggc t t t aagaat c cccagggagg t t ct cct gag agagt agcca 57480
gt t ggat t t t gt aagcagag at t t gt t t gg ggaggaggt g acaacgt agg gagcagaggg 57540
gcaaagct gt cgggaat cct gcct t gaggg cagggat gt g t gt t gggggg agt t gggt ca 57600
ct ggggct cg gt ggcct t gg gcaagt t t ct acct ct cagg t cct t t accc acct agggt c 57660
gccat cct gc ccacct caca ggt t acagt g agcct ggat g cact gt cat g ggcaggt gcc 57720
caggaaaat g gcagacat gt t ccaaacagc acgcagcat t ccccagt gat gcccagggt c 57780
acct t ggagg t gggcgagat gcct ggggt t t ct cgt ccac cccacaacac ct caggggac 57840
agccaaagct gt ccct t cag gt aagct gca cagaagat gt gaact ct gct gcaaagact c 57900
t at t ct t t gg gagcaaaagg gacccagggt ct cacct gca cat ccct gt c cct gagggcc 57960
t aggggt t ct t ggaggcccc agcct t ggca aaat gaggaa gaaggt gaag gt t gt ct ggg 58020
ccccct gccag gct cct t cct cggccacgca ct ccccct t cc t gcacacaca ccct t ct ccc 58080
t ccaccccat ct ccat t gt t gt cagaaaag t cacaat aaa aaggt ccat a t t gt ct agt t 58140
cccat act t t t aat t t t t aa aat t t t at t t at t t at t t at t t at gt at t t t t t gagacag 58200
agt ct t aacc caggct ggag t t cagt ggca t gat ct aggc t cact gcaac ct ct ccct cc 58260
t gggt t caag t gat t ct cat gcct cagcct cccgagt agc t gagat t aca gat at gt gcc 58320
act at gccca gct aat t t t t gt at t t t t ag t agagacggg gt t t caccat gt t ggccagg 58380
ct ggt ct cga act cct ggcc t caagt gat c t gcct gcct g agcct ccgga agt gct ggga 58440
t t t caggt gt gagccaccgc act cggct cc acact t t t ca ct t at t aaaa gact gt ggt g 58500

t ccat caat g gat gaat gaa t aaaccaat g t ggact at cc ct cccat t ac ccaaggaat g 58560
aagcacggag ccgt gccaag at ct ggat t c acagt gaaag aagccagt ca ccaaaagcca 58620
cgt gct gt gt gact t ccct t at acgaaat a t ccagaagag at acat ccat ggt gacagaa 58680
agt agat gag cagct gggga ct ggcgaagg ggagaagggg gagcagct gt ct at gaggt c 58740
cagcct t t ct t ct gggt t t g gt gagaat gt t t t ggaact a gat agaggt g at agt t gt ac 58800
aacat t gt ga at gt act aaa t gccact gaa t cat t cat t t t aaat cgt t c t t t acgt t gc 58860
at gaat t t t a agt caat caa aaacagt t gt t t gaaaagag aaaagcct at gggt agcggc 58920
agcagt gat t ggat t t at ga t t cgat t cca t ggct cat cc ct cccct gcc t cacccccct c 58980
gccct ccgac gt ct t ct t ct t t t act ct ga act gt t at ct t t gt t ct cat ct ct ct ct ct 59040
ct ct ct caac cct gcagaca ct t t t ccct t t ct t t gt ct g cccccaccct ccagat t t cc 59100
gt gt ct ccag t gt ct ccct a cgaggcat ga at t gagact g ggagggt gt g at t ct gaaga 59160
aggcaccaac agt gact cag ct agcccct t cccccacccc gcccccccggg cct caat t t a 59220
gct aaaaaac cacagggacg gact caggag gcaat acct t t ccaagggt c cct aaaaaat 59280
gt cccat t t t agt gt ccagg t t t cact caa ct t t agt gcc t cccct aaaa t gt gt t cct t 59340
acct cccacc ccact gcat c t aagt cact g cct gagaaaa caggat t gag gaaaggagaa 59400
aggaagagag agagagagga ggagagagag agagagggag gaaggct gat ggat t t agaa 59460
aagaagaaaa caagt ggt ct gaggaaaaca gcct t ggt gt gt t t at t t t c ct gt ct gt gt 59520
at cgct t ct c ggcct t t t gg ct aagat caa gt gt at t t t c ct gt ct gt gt gt ct cgct t a 59580
gat t acaggg at ct gt gggt gat gacacgt ct ggt ccagg ct gcgt agt c acct caaggg 59640
cat gct t at t gat gt gt t t t t caat t cact at ct t t gcat gggagt ccca ggccaagagg 59700
cacagct gcg ccat t t gt ct gt t ggt t t ag at at cct t t a t ccagt t ct t ccagagaaat 59760
cat cct gccc t t ct ggagga ggt gggcagc aggggt caga gat gggaggg aaaggaagga 59820
gccaggt cct t ggct aggat gccagggt cc cct gcct ct c acct ggcct g ggct ggaggc 59880
ct cct gct gt cct gt cact g at cact accc cgccccagcc t cct gagt t a gaagacacag 59940
gct aaagt ag agt at t t ct t cat t gaaaaa cccat acaaa at aaaggt t c at aaaaaat a 60000
aaaat t t aga ct gggt gct g t ggct cacac ct gt gat ccc agcact t t gg gaggccaagg 60060
caggt ggat c gct t gagccc t ggggt t cat gaccagcct g ggcaacat ag t gaaacccca 60120
t ct ct acaaa aaat acaaaa aat t agccag gcat ggt ggt gcat acct gt ggt cccagct 60180
t ct cagcct a t ggacccaca t agaat acaa t gt cagcat a agaagggagc cct ggggt ca 60240
ccaaat ggt t t gggcggcaa agaacct gaa ggt t gagaga agt ggct t gg t t acccagct 60300
gt t ggat gt g agacct ggcc act gct t ct t ccat accct a gacct gcacc ct gacat ct c 60360
aagt aaaaag t t gggggat g t t t t at ggt c caggat gaag gaagggcagt gaggggcagc 60420
ggagcat cac t t t gcat t t c t gt ct gcct c t t act ggct g t gt gacct gg ggcaggt aac 60480
t t cccagact cct gggaat c at aacacct a t gat gat gat gat gat gat g at gat gat ga 60540
t gat gacacc t acct caagg at t gccct ga agggt cacag agat gcct gc aaggcacct g 60600
cat ggagcaa gcgcccct t c t ct ggcaggt gct gggt gag cact acct gc t gccaggccc 60660
t ggggct at g gcact gcgt g accct gcaag t cct acct gg cgaagct gt c gt t ct t gt gc 60720
t cagt cagt g t t ggt t gt aa gact gagaag agt cact t ca t t t t gct ct c cagggacat c 60780
t t t ct gggt c ct at t t t ct g cct at gt caa gt agcgcct c aaggat gct c ct gaaaat gg 60840
gct t gt ct t t ct t aacat gg caggt aggt c ccaaagcat t agcat ggggc agct gacct a 60900
gcccagccaa t gcagt gcag t gact ct t gc aaccgagt ct aat cagaagg t ccat gaacc 60960
t acgagcat t t cct gt ccca ggat cagggt ggaggct gag cct ccct gct t agagat t ct 61020
t cccat gcat t ccact t t t t t ccccaaaag aaaat at t ga ccct t gagag gcacacagt t 61080
t at t t at t t t gcat agt aaa t agt agcct g t at t t t aagg at gagt t gat t t ct gcat ca 61140
gcccct gt ag gt cat cagcc t t ct at t ggt gcat ct gact ct ct ct agcc ct gcagggat 61200
ggt ggagggg gaggggaagg agggat ct t t at t ggaaacc aggacagt ga gact cat t gc 61260
cct gt cat ct gct ct gt ggt gct gaat gag gcagcccaac agagaaat ac cct gagcgag 61320
cat ccccagc ct ccaaaaca gt ggcgcat t gccct gagt c ct gggaat ga cct t t gat t c 61380
t cct gct cct gact t ggaac ccat ggaaac ct ct agaagc agct gaggaa aacccaacat 61440
gaaaagcaga act ccacact gagaat at ag gaggt gat cg gaacat acaa t gat t ct t gc 61500
t aagaccgat t cacagt t t t t ct t t t t t t t t cgat cgaaga aat act ggag aagcct aaag 61560
aaggagt ct a aaaact ct gg cacgt gggcc aaaact gt cc t t gagct aag aat gat t t t c 61620
acat t t t t aa gt ggt t gaaa aat gaaat aa aat aagat ga t gt t t t gt ga cacat gaaag 61680
ct at gggaaa t t caaat t ct aat at ct at a aat agt gt t t t at cagaaca cagt cat gct 61740
cat t t at t t a t gct cgat gg ct gct t t ccc gct acaat t a cgt t gagcag t t acaacaga 61800
gaccacgt gg cccacaaagc ct t acaat at t t act at ct g gccct t t cca gaaaaaaat g 61860
t gccgact ct t gacct t aac ct cagcaat t t gggaggccg aggcaggcgg at cgct t gag 61920
ct ct ggagt t cat gaccagc ct gggcaaca t agt aagact ccat ct ct ac aaaaaat aca 61980
aaacat t agc caggcat ggt ggt gcacacc t gt ggt cct a gccact cggg agact gaggt 62040
gggaggat cg cct gagccca ggaagt cgag gct gcagt ga gct gt gat gg caccact gca 62100
cct cagcct g ggcgacagag caagacct t g t ct ccaaat a aat aaat aat gcaaagt aaa 62160
at aaat aaaa ccat at aaaa aggaat caat t t aaaat t at aat gaaagct ggccgggcat 62220
ggt ggct cac gcct gt aat c ccagcact t t gggaggct ga ggt gggt gga t cacgaggcc 62280

aggagat cga gaccat ct t g gct aacacgg t gaaaccccg t ct ct act aa aaat acaaaa 62340
aaaaaat t ag ccgggcacag t ggcgggcgc ct gt agt ccc agct act cgg gaggct gagg 62400
caggagaat g t ct t gaaccc gggaggt gga gct t gcagt g agccgagat c gt gccact t g 62460
cagt ccagcc t gggcgaaag agcgagact c cgt ct caaaa acaaaaacaa aaacaaaaac 62520
aaaaaaaaat t at aat gaaa gccaaggggc at agt agaac aaat t t t ct a gagct cat t a 62580
agt caaat ga gt caccagt t agt aaaacgc agt cacgggg aagagagggc aggat t ct t t 62640
gaagcagcgg ct ct cct aaa aacaacccac cct t gt ccag ct gcct t ccc t cct gagggt 62700
gt t ccct t t g act gt gt gac ccccat cccc t at t t cccaa ccgt ccaagc ccacct ct ag 62760
cat aat acga gct t t t aat c cct ct ccct g accccaaccc gat t t t gaag cccagt ct ag 62820
t at t t t ct ca aat acact t c t t ggct ccat t cct t cct t t ccat cacct c t gcct t t t ca 62880
ct gcat gct t ggaccact gc agt cagct cc ct at gaacag t t gct ct ct a cccat ccaat 62940
cggccccgcc t gct gct gcc aaat t caccg agggcacct c t gt ggt gct g cct gt ggaca 63000
aagt ccaagc cagccacct c acccacct ac aggt gagt gg ggagcagcca gcgt gt ccag 63060
t ggt t t accc cat cgccaca gact t ggt ga t gt gt cgat g t gcagagaag gggt gt t ggc 63120
agccacaaca caagcaaccc cgccccat gt gagat ct aag at gggcgt gc t gggagccac 63180
ct ct gagaat ccaacagaag gcagagggga gaacggct ca cacggcacaa acact cct t c 63240
ct t t t t t t t t t t t ct t t t t t c ct t t t t gaaa ggagt ct cac t ct at t gccc aggcaggagt 63300
gcagt ggt gc aat ct cagct cact gcaacc t ccgcct cct aggt t caagc gat t ct ccag 63360
cct cagct t c ccaagt agct gggat t acag gt acact cca ccat gcccgg ct aat t t t t g 63420
t gt t t t t agt agagacgggg t t t ccct at g t t ggccaggc t ggt ct t gag ct cct gacct 63480
caggt gat ct gcct gcct t g gcct cccaaa gt gct gggat t acaggt gt g agccat gggg 63540
cct agcct cc t t ccat t t aa at gt at gcct aat t t gccca t t gagaacgg ct gagacgca 63600
t t t t aagt gg ccagggt ct a ct t agagt t a gt gct cat ga ccaggcccag gt caagcct g 63660
gct ggccaga t ggt gcct t t gacct gct ct gt ct ct gt gc aaaggaat ga gct gaaggat 63720
gggggt gcag t gt gt gggca gt gggct ggg gct ggcagga ct cagt gact aagggaagag 63780
aact t t cct c act accagcc t gt ct t t t ca gggcaccgcg gggggct t t g ggact t ggt g 63840
at gaacacag cacagagagc t gt ccagcat gcgggt ccct ggct t ct cac act t cccagg 63900
ct cct t caga ggct ct ct cc aaagggagct gct ct ct ct a gaacccat ga at t t ggaat a 63960
t aggcaacca ct gcat t ggg gaccact gac ct caaacat a gagaccagag caaat ggggc 64020
t cat cacgt g aaact cat ct ggaact ct ag caggt t ct t t t at at at at a t at at at at a 64080
t at at t t t t t at t at t at ac t t t aagt t ct agggt acat g t gcacaacat gcaggt t t gt 64140
t acat at gt a t acat gt gcc at gt t ggt gt gct gcaccca t t aat t cat c at t t acat t a 64200
ggt at at ct c ct aat gct at ccct ccccac t ccccccacc ccacaacagg ccccagt gt g 64260
t gat gt t ccc ct t cct gt gt ccaagt gt t c t cat t gt t ca at t cccacct acgagt gaga 64320
acat gct gt g t t t ggt t t t t t t gt cct t gc gat agt t t gc t gagaat gat ggt t t ccagc 64380
t t cat ccat g t ccct acaaa ggacat gaac t cat cat t t t t t at ggct gc at agt at t cc 64440
at ggt gt at a t gt gccacat t t t ct t aat c cagt ct at ca t t gt t ggaca t t t gggt t gg 64500
t t ccaagt ct t t gct at t gt gaat agt gcc gcaat aaaca t acgt gt gca t gt gt ct t t a 64560
t aacagcat g at t t at at t c ct t t ggt t at at acccagt a at gagat ggc t gggt caaat 64620
ggt at t t ct a gt t ct agat c cct gaggaat cgccacact g t ct t ccacaa t ggt t gaact 64680
agt t t acagt cct accaaca gt gt aaaagt gt t cct at t t ct ccacat cc t ct ccagcag 64740
ct gt t gt t t c ct gact t t t t aat gat cgcc at t ct aact g gt gt gagat g t t at ct cat g 64800
gt ggt t t t ga t t t gcat t t c t ct gat ggcc agt gat gat g agcat t t t t t cacat gt ct g 64860
t t ggcgaact ct agcagct t ct t t t cacaa gt t cat ggag agaggt t t cc cact gaggga 64920
at cacat ct g t ct gat caaa agaggct t gg gaaat ggct c t cct gt t cat t ccct gaaaa 64980
cct ct gat gg aaccact gcc act gt ggcag ccccagcact ggcaccccag ccat gat t gg 65040
t gccccagcc acat ct ct gc t gt gagcccc agagccct gg t t aat t aat c at ccacgt gt 65100
t gat ggggag aggcccat t c acaaaagcga cat aaagccc agggagacgt ggccgt ggca 65160
agaagggt gt gggact acat t ccgccccca act gagagat t cagaaacca gaaaaaaat g 65220
gaaaaacat a ct gt gct ct t gggt gggaaa act aaat at c at gaagggag caat t t t t at 65280
agt t t t ggcc t at aat acaa t t ccagccga aat cccagt g gaact t t gag aat t t gcagg 65340
aaaaaaaaaa at gt ct aaag t acat ct gga agacaaact t acaagaaggt caaat aat t t 65400
t gaaaaagaa aat gat at ct aagcccacct agagaat aag act t gagat c caaagct aaa 65460
t caggaggct ct agcaaaat t gacagat aa gcaggacaga gt gcat ggt g cat t cacct g 65520
gggaagaggg cagat t ggt c t acaaat agg cct gggt cca ct gact t t ag ct gt t at at t 65580
t ggggagaaa ct t t t caacc t cact ccat c t t aaacct aa aaat at t cca gat gaat t aa 65640
t aaat at aaa aaat t agacc act aaaaat g t agaagaaaa t ggat gat ct t t ct at acca 65700
t agagcaat g gaat aaat ca caaaggaaaa cagat t t gac t at at aaaac t t aaaccct g 65760
cccat caaaa accat cagaa accaaaat aa aaggcaacca act ggagaag at agt t gcca 65820
caaat at gat caagggt t aa t gt t at t cat aaat t aagag cccacacaag t cat t agaat 65880
aagcact gag acct gaacag acaagcaaaa agaat gagag t gggt cggcg cggcggct ca 65940
t gcct gt aat cccagcact t t ggaaggct g aagcaggcgg at cact t gat cccaggagt t 66000
ccaacaccag cct gagcaac at ggt gaaac cct gcct ct a caaaagt cat aaat at t agc 66060

cgggt gt gat ggcacacgcc t gt agt ccca gct act cagg aggct gaggt gggt ggat ca 66120
ct t gagcccg ggaggt agag t ct gcagt ga gccaagat ca caccgct gca ct ccagct gg 66180
agcaacagag t gagaccct g act t aaaaga aaaaaaaaaa aaaagaggag aaaaat gct g 66240
at ct cact ag t aat t aaaac at caggccag gcgcagt ggc t cacacct t t aat cccagca 66300
ct ct gggagg ct gaggcagg cagat cact t gagat cagga gt t ct agacc agct t ggcca 66360
acat ggt gaa at cccgt ct c t acaaaaaat acaaaaat t c gccaagcgt g gt ggcacat g 66420
cct gt gat cc cagct act cg ggaggct gag acaggagaat t gct t gaaca cgggaggcag 66480
aggt t gcagt aagct gagat cgt accat t c cagt ccagcc t gggct acag agcgagact c 66540
t gt cccagaa aaaat t aaaa cat cacat at t t aaacaact ct aggat at c at t t aaaaaa 66600
acat t aat ag act gt t t t t t agagcact t t t aggt t caca gt gaaact ga gt ggaaggt a 66660
cagagact t c ccgt at gt t c cct gccct cc acgt acagcc t cccccact g ccaacgt cct 66720
gcaccagagt ggt acact t g t t acaaccaa t gaat cct ca t t aacat at c at t at caccc 66780
aagt t cat ag t t t acat t ag t aaaacat ca t ct t t cat ct at aagcacaa aaat t t t t t g 66840
gcat t t at t t aggt gt at ga t t aact cagt gt t gacaaga ct cacact t c at acccact t 66900
gcact gcat c t gagaagcaa t t ggt gt ct a cagccgct ac accct caaca agcccgat ct 66960
t gt t t gaaaa gcaat t ggt g at gct t ct ca aaat t ct at g gacaaagt ca gccgggcat g 67020
gt ggct cat g cct gt aat cc ct aaact t t g ggaggccgag gcaggcagat cacct gaggt 67080
ct ggt gaaac cct gt ct ct a ct aaaaat gc aaaaat t acc caggcat ggt ggct ggggcc 67140
t gt aat ccca gct act cggg aggct gaggc aggagaat cg ct t gaagcaa ggaggcggag 67200
gt t t cagt ga gccaagat t g caccact gca ct ccagcct g ggt gacaaga gt gaaact cc 67260
at ct aaaaaa aaaaaat t at ggacaaagt t t t t caaaaag at at t t aat g caact t t at t 67320
t gt aat at t g gaacat ct ga ggccat t t ca gt gct aact a t t aggggat g gt t aggaaaa 67380
t at ggt acat at gt ggaaag gaacat t t gg t agt t agt gc ccct gat gt t t acaaaggct 67440
t t t agt gacc aacaaat gct cat gct at aa t ct t at gt ga aaaaagcaag t agcat aat t 67500
gcaact at at t t t t aat gca t agaat aaaa ggct agaagg aaat at caca gat cct t gac 67560
at acat t ccc aaacct t t gt aaat ccgcgg at t cat gaaa acagacacat t t gcacaagt 67620
gcct gat ct t t t ct gt t at a cat t cat t ag aagt caagcc ct ggt gccac aaagt at ct g 67680
cct t t t caaa t gt gat caga at gt t ct ct t t t gct t t caag gccat t t t t c acgaagcagt 67740
ggcat t t t t g cct ct t cat c agagt caccg t gt gccct gg aggact gaga acagcagagc 67800
cgt t t t agga t gggacaggg cagccaggag gat t gggct c act ccct act gagt gcct ca 67860
ct cccgt aca gccccat ag aggaagaggg gt t caaat t t at t cct cagc cagat ggcat 67920
gt gccgcct g t cct ggaat t t cacat cact t at gat ggac caaaat t cca aaagct gaat 67980
ccat gat t gt caaagt ct gg t at ggcagga t gt caacagt aat cgt t t ct gggcagaggg 68040
at gat t t t ct ct t cccat ct t gct t t gt at aaat acat t t t ct at aat aa ggt t gt at t a 68100
ct t t t ct cat caagaaat ag caaagt act g t t t t act caa aat at gaat a gagccaggca 68160
t ggt ggcagc t t at gcct gt aat cccaaca ct t t gagagg cggat at ggg aggat cact t 68220
t agcccagga gt t t gagacc agcct gggca acat agt gag acccccgt cc ccact ccccc 68280
aaagaaaacc cacaaagcat t t at cct gga t t at t cacag gggccaaaaa aaaaaaaaaa 68340
t t caggcct c ct at agccat gagct acgaa t at gaaaat a t gcaaat gt g t aagaaaagc 68400
cagcacat cc gat t t t t act t t t act t t t ca cacct ct gt c caccat gt t c caagagaaga 68460
aact t ggt ca t t gaaaggaa t agat caaat ccaaagaaca aaaccact gt gct cat t aaa 68520
ct t ct t agt g t t cacaaagc t t t agct gca ggt t gaat gg ggcaacccga at t ggct ggc 68580
t cacct gggc t gcagggagc agagat cgcg acact gcact ccagcct ggg caacaaagcg 68640
agact ct at c t caaaaaaaa aaaagt t cat aaat t caaag t t at gaat t a t t t t t aaaat 68700
aat aat aat t t acaat aaag at gaggacaa agt gt gagt a aat ggt ggt t t ct at ccagc 68760
t ct gt t gagc t gaagt ggca t ct ccct gct ggggct t t t g gggaagaagg gt gt gt gt t g 68820
ct ct t cagat cccaagcct c at gcccct ac t gggccct gt ggggt gct t c t cagcccacc 68880
aggagagcca ccgt t ggaac acacacgt gg gggacct ggt gggt gccggt gt ggt gaat g 68940
ggggccacag cct gact cca ggaagccagc aaact cggag ct ggaggagt caggacaccc 69000
ccgat gagt c aagagt t ggt t t t gct gcca gt t gacat ct gat t gaacca t ct ct t cact 69060
t ct ccgt gcc t cact t t cct t accagacag gct ct gct ga t gct gt ccct ct cct gt t ca 69120
gt cgt gccct caccgt t aaa gagaaagagc aaact gct gg gcagcagcat t gat t t t t t t 69180
aat gaagt gg aaagagagct gggaat aaca agt cgggccc acct cacct g cct cacct gg 69240
t gggt t t at t t gt t t t gt t t t t t t t t t t t gt t t t gagac agagt t t cac cct gt caccc 69300
aggct ggagt gcagt ggt gt aat ct cagct cact gcaacc t ccacct gcc aggt t caat t 69360
gat t ct cct g cct cagcct c cccagt agct gggat t acag gcacct gcca cat gcct ggc 69420
t aat t at t gt at t t t t agt a gagat ggggt t t t accat gt t ggccaggct ggt ct cgat c 69480
t cct gacct c aggt gat cca cccacct cgg cct cccaaag t gct gagat c acaggcgt ga 69540
gccaccat gc ct ggccgt ca cct ggt ggt g t t gaat at ga act gct gcgg t gt t ggt aaa 69600
t t aagcaagc agat agat gt aaat aacgct t gggcaggaa t at ggagcac gggat gagga 69660
t gggcggcca act gt t agag agggt agcag ggaggct gag at ct gcct gc cat gaact gg 69720
gaggagaggc t cct ct ct ct ct t cacccc act ct gcccc ccaacact cc t cagaact t a 69780
t cct ct cct c t t ct t t cccc aggt gaact t t gaaccagga t ggct gagcc ccgccaggag 69840

```
t t cgaagt ga  t ggaagat ca  cgct gggacg  t acgggt t gg  gggacaggaa  agat cagggg  69900
ggct acacca  t gcaccaaga  ccaagagggt  gacacggacg  ct ggcct gaa  aggt t agt gg  69960
acagccat gc  acagcaggcc  cagat cact g  caagccaagg  ggt ggcggga  acagt t t gca  70020
t ccagaat t g  caaagaaat t  t t aaat acat  t at t gt ct t a  gact gt cagt  aaagt aaagc  70080
ct cat t aat t  t gagt gggcc  aagat aact c  aagcagt gag  at aat ggcca  gacacggt gg  70140
ct cacgcct g  t aat cccagc  act t t ggaag  gcccaggcag  gaggat ccct  t gaggccagg  70200
aat t t gagac  cggcct gggc  aacat agcaa  gaccccgt ct  ct aaaat aat  t t aaaaat t a  70260
gccaggt gt t  gt ggt gcat g  t ct at agt cc  t agct act ca  ggat gct gag  gcagaaggat  70320
cact t gagcc  caggagt t ca  aggt t gcagt  aagct gt gat  t at aaaact g  cact ccagcc  70380
t gagcaacag  agcaagaccc  t gt caaaaaa  aaaagaaaag  aaaaaagaaa  gaaagaaat t  70440
t acct t gagt  t acccacat g  agt gaat gt a  gggacagaga  t t t t agggcc  t t aacaat ct  70500
ct caaat aca  gggt act t t t  t gaggcat t a  gccacacct g  t t agct t at a  aat cagt ggt  70560
at t gat t agc  at gt aaaat a  t gt gact t t a  aacat t gct t  t t t at ct ct t  act t agat ca  70620
ggcct gagt g  gcct ct ct t t  agcaagagt t  ggt t agccct  gggat t ct t a  ct gt agccac  70680
at t aat aaac  aacat cgact  t ct aaacat t  ct at aat acc  at ct t t t ggc  caaat t gact  70740
t cgcct ct t c  ct ct ct ct t t  ccaaat gaaa  t gt gt t t cat  t t cact gt ca  gaccacat gg  70800
t t ggggaccc  cacagagcac  acagccct cc  ct ct gcct t c  ccat gct ggc  cct t caccca  70860
ct gct ggagt  gccaggt t gg  t ccaagggt t  ggaccaagt t  gt ct gaggt t  gt ct caaggt  70920
t ggt cgaggc  t gt ct ccgcg  ct gggt t gt g  ct acaaggag  ccct t ct t t c  cat gggt gt g  70980
gct ggcagt g  agt gct caca  gcaacagccc  acagt gcagc  ccgagggcag  gat ggact ca  71040
gt ccct gcct  ccat acccat  t t ct aaggag  gcaaaat ggc  aaacact ct a  ct t t t ct ct t  71100
t t aat gct aa  aaat aagaaa  acacct t gca  gcccagggt a  t gggt agt gc  at ggaagccg  71160
t ggagt t gt g  aggt gggaag  t gacct ct gc  t ggat at gt c  t at t caggaa  gat t gct gga  71220
gt gggt gggg  t ct ct gggag  gt cccct gag  t gt gggaagc  t gggaccacc  agct t t ct cg  71280
cacagggagt  ggccat ccca  gct t ggagag  gt t ccaggac  t ggt t gggag  gcacgt t t ca  71340
gat t t ct at c  t gt t gaat ca  gcgaagat at  t ggat t at ga  ggaat t t ggg  aat t aggaaa  71400
gt gggt gcag  gt gggt t ggg  ggt aggt gaa  ggaagacat g  ggcgt at t gg  gggagcaggg  71460
gct gct caga  ggt gt t ccag  aagct ct ggg  t gaggaggt g  agagggaccg  gggaat gcag  71520
ct cggcccag  cct ccct gcc  t gaggt cagc  cat cacgt gg  t gat ggcaag  at ggaaat gt  71580
gct t t ct gac  t gct ccagcc  agt gct gcca  gat t cagct c  cccagggagg  gcacct gaga  71640
ggct ccaagc  caggagat ct  gt t t t ct cct  t t gt t t t gt t  t t t t t t t gt t  t t gt t t t gt t  71700
t t at t at act  t t aagt t ct a  gggt acat gt  gcacaacgt g  caggt t t gt t  acat at gt at  71760
acat gt gcca  t gt t ggt gt g  ct gcacccat  caact t gt ca  t t t acat t ag  gt at at ct cc  71820
t aat gct at c  cct cccccct  cccccccacc  cct gt t t t ct  cct t t gaat c  ct t ct t agag  71880
gccgggt gcg  gt ggct cacg  cct gt aat cc  cagcact t t g  ggaggct gcg  gcaggaggat  71940
t gct t gagcc  caggagt t cc  agaccagcct  gggcaacat a  gt gagacct c  gt ct ct acag  72000
at aat aat t t  t aaaaat t at  ccgggcat ag  t ggcat gcac  ct at agt ccc  agct act caa  72060
gaggcagagg  caggaggat c  act t gagccc  aggaggcgga  ggt t gccgt g  agccaagat c  72120
ccaccact gc  act ccagcct  gggcgacaga  gaccccat g  t caaat aat a  at aat aat aa  72180
at aaat cct t  ct cagt ccct  t cct cact gt  gt cccct cc  act gaat t t t  t ccacct cct  72240
ct cccact t c  ccccact ccc  gct t t ccct c  t cct t ct ct c  cccact ccat  ct t t t t ct t t  72300
ct ct gct gt t  t ct cgt ccct  ccct cct ct c  cat cccacaa  cact gcct ac  cct gt ccct g  72360
ccccaccct g  gt gct cagga  t gt gt gaagt  gaggggt ggt  agcccccaag  acct caaccc  72420
cgaaggt t ag  cct gt t gaaa  ccact t t ct c  ccagct gccc  ccct ggcagt  t ggt gct gct  72480
gggggaaact  gggat t gggg  gccagat t t t  gcct ct t t t c  ct gacaaaga  gagat gaaga  72540
gt t ct ct cac  caggt gcct g  ggact ggggt  gt gggt gt cc  cagcct at cc  cagcgcat ct  72600
gt t ct gcat c  at gat t aat a  gt gct gct t t  cagccgggcg  cggt ggct ca  cacct gt aat  72660
cccagcact t  t gggaggct a  aggt gggcag  at cacaaggt  caggagt t cg  agaccagcct  72720
ggccaacat g  gt gaaacct c  gt ct ct act a  aaaat acaaa  aat t aaccag  gt gt ggt ggt  72780
gggt gcct gt  agt cccagct  act t gggagg  ct gaggcagg  agaat cact t  gaat ct ggga  72840
agcagaggt t  gcagt gagcc  aagat cgt gc  cact gcact c  cagcct gggt  gacagagcga  72900
gact ccgt cc  t aaaaaaaaa  ggagt t t t gc  t ct gt cgccc  aggct ggagt  gt agt ggcgc  72960
cat ct cggct  caccgcaacc  t gcgcct ccc  gggt gcaagc  gat t ct cct g  cct cagcct c  73020
ccaagt agct  aggat t acag  gcgcct acca  ccacgcccgg  ccagt t ct t g  t at t t t t aga  73080
agagacgggg  t t t caccct g  t t ggccaggc  t cgt ct ggga  ct cct gacct  caggt aat cc  73140
gcccacct ca  gcct cccaaa  gt gct gggat  t gcaggcat g  agccaccgt g  cccagt caac  73200
t cct t ct caa  aaaaaaaaaa  at agt gct gc  t t t ct ct t t c  aagt gt cct g  at t t gggt ga  73260
t agt aaat gc  cact ct act t  at aagggat c  t acct cagaa  t gct aat t gg  gacat t t t t g  73320
t agcact ct a  ct gt t ggcag  caggt gat gc  t cacaacagc  ccgt gagggt  ggat gacgt c  73380
cgct t cacag  at gacaaagg  agcct cat gc  t cagaccgt g  ggct gccaga  gcaggt ccat  73440
ggct gcagcc  ccacat ggac  cat at t t ccc  cct t gt cact  ct t t ccacca  agct ccct t g  73500
gaact t cagt  t at t aagct c  t ct t gggt gg  aat ccaagt t  agaat cacaa  cat gt gcct c  73560
at at ggat t g  t gccagt gaa  aaat gacat t  ct at t t agag  gcagggcagc  ct ggct t aga  73620
```

gt cagt t t aa aat at gt at t at gct gcaac aaat gt acca t gat cct gt a agat gt t cac 73680
aacaagggaa ct ggat gt gg ggt at act gt ct gt act aac t t cacaagt t t t ct gt aaat 73740
ct aaaact gt t ccaaaat aa caagt t cgt t t aaaat t aac t ccaggagac caggt acggt 73800
agct aat gcc t at aat ccca gcact t cgga aggct gaggc aggt ggat t g ct t gagccca 73860
ggagt t t gag acaagcct gg gcaacat ggt gaaat cct gt ct ct aaaaaa aat cacaaaa 73920
at t agccagg t gt ggt ggcg cat t cct gt a gt cccagct a ct t gcggggc t gaggt ggga 73980
gaat cat ct g agcccaggag t t t gaggct g cagt gagct g t gat t gt acc act gcact cc 74040
aacct gggca acagagcaag accct gt ct c aaaaaacaaa aat gaaat aa agt ccaggaa 74100
agaagt aggt t t t accact c t t at t t t ct g aagagaaaac t aaat t t aat gt gt aaagt g 74160
aggacaagt t caccaagt t a gt gt t t gagt t gcct aaaat at gt t t gct a aaact at t ca 74220
aagct t t cac at aaaacat g at cagaagt t ct at gccaaa acat at gt gt gt gt at at at 74280
at at gcact a t at at act gt at at aaaaat gcaaaat ct a aat t gccaac ct t t t agaaa 74340
t t gct ct gaa aggaaagcat t t caagat aa t t t gct t acc caaagaat at act t t ccaag 74400
aaagcaagt a at act t aagg t gt t cat aat cct cat caaa t t aat t ct t g ct act gaaag 74460
ct t acaagga gct gt t t t ga t gt cgggt gt gacaggt t t g act t ggcaga aggt gt cact 74520
t t act aacaa cat t t t aaat aagt gacaga agacaagaaa ct acacgt t a aat gccagaa 74580
caaagagt gt ct aagt ggat gct aagagt t gaaat at ggc t ggat acct g cccaagagag 74640
ct gaaaagt a gat gaaagt t ggt t acct at aaact agt gc accct aat ga at t aaaaggt 74700
gt t gat gagt t aact t gt t a t gcct t ccag at aagacat g caaat ggggc t t ct t cct cc 74760
t t cact act t ccaagggat t t aacaaggag accaat gcaa at gat aagga ct gt agggct 74820
caagct gggg acagat t ggg gaaaggggga ccat cat gcc cat at agat g t ccct gt gcc 74880
ct ggcagt ca aggct gct ga aaaat aacaa aacccagaag t ct gcgt gat gct gcct ct c 74940
cat t t gt cca aagcct t ct t gcggcagt t t gcaggct t t t gcaaaagct c caggaccaag 75000
gagct at gt t cat gct ggaa gct t gt t cag gat t agct gt t ct t t gt ggg at gggt gcag 75060
ccagggccag gt gt ccaggg acagt gt t t t aacaaagggc at gaggt gt c t gat ct caca 75120
gt ggaact cc act t gcct t t t t t t cat ct t ct cat t ct gc t t cat gcaca gaaccagccc 75180
cat cct gaaa ct gact ct aa at t act cccg ccccaggt gg agt gcct t t c t cggagt t ca 75240
acagagcct t cct gt cgccc aagggacaac t ccact gaat gcccaagcca cacccaaaac 75300
ct aacaagt a aaaaccaaat t ct gt gct cc cccat cct gg gccat t cct g gt t t ct ct ac 75360
t gct gt t ggt gat accacca t cagct t gt c cat cat gacc ct ggccagt t cct cccacaa 75420
ccct ccacag cacccaggga cct cacct cc at t ccat ccg acacagat ct cct caccaca 75480
aacct t ggt t t t gcaacagc agccat gaga cct t t acacc ct ccgccct t cat cct gt cc 75540
cccact gagg ccccagagcc at t cct t aaa gcagcgcgcc acaaact at a acccacaagc 75600
caat t ct ggt acccagcct g t t t t gcacag ccagt gaact gacaat gat c t t t t cat aca 75660
gccagaaaaa caaaacaaaa caaaaaacaa caaaaaaaaa ccccaccat t ct gagcat gt 75720
gact t ccat g t t caagat gt ct cat gt t ca gaaaggcccc t ggaaaagga ggaaggggag 75780
ct gggcacaa agggagaccc t ct cagct ga gct cct ccca t ccagacat t t t cct ggact 75840
t cct at ccaa t gact t ccct t agct t ct t a t cagccaccc ct gt ct gccc aggaggct gg 75900
aagat gt ggc ct t t t aact g ggcacagct c t gt cct ct at cat at caggg ct ct gt t ccc 75960
aaggagggt a gagagaat gg acaccaggt g gaccct cagc agt ct gt gcc acagagggag 76020
t gt t t gcaat t t ccagact a aaagt cccca t gt gct t gac ggggt at gt g act acaacgt 76080
gat gct t gac t t t t cct cat at gaccagag ccact t t gt c cat ct ggt ac aat gt cagct 76140
at ct gct agg ggccct ccag gat t cccagt caat t ccat a t ct gcat cac caccat t ggc 76200
act aaat aaa at aaaat act caagt t cct g ct ggt gagca t gagcagt gc t acact gggc 76260
cct t caacca aggt gacat g at aat gact g aaaat aat ca ct gccact t a t t ggggacgt 76320
ct cat ct gcc aggcat ggt a caaagt gct t t aaat aagca t t caacaat t t cat gct gac 76380
agaagccct g t gagccagt g gagct act ac t at gcccat t at acagggga gaaaact gag 76440
gcagagagag gt t aggt aat t cgct cagcc t cacacaacc aat aggt ggt ggagccagga 76500
t t t gggcccc at ct gcct ga ct ct ct agag gct ct at ct t ccagt ct t cc agagt t gagt 76560
ct aagccat g aat aggacaa t t agacagca gaggaaaccc at t cagccac cat gt gcat g 76620
aagagt aagg aat t t ct gt c at acagaggg gagt gaat t c act gagct ga gagct gagga 76680
accat t gat c t gat ggct ga gacaccact g ggaagact gg agaggct t t t ct gggcat gc 76740
agt gccaggc acaggaggag ct gagggaag at gact aaga ggt act ggca aagaat t cag 76800
aaat t ct gat ggaagct t t a cat gt t acca t cacat ccat ccat ct at cc acccat ccat 76860
ccacccat at ct t cct ccct ccacccaat c at gcat acat ccagt cat ct at acaccacc 76920
cacccaccca t ccat ccat c cat ccat ccc t t cat ccat c ccat cat cca t ccaat t at a 76980
cat acat cca at cat at at c t gt acat aat ccat t ct t cc ct cggt t cat ccat ccat cc 77040
at t cat ccat ccat ccaccc at ccct t cct t cat cct t cc t at cat ccat ccaat cat at 77100
at ct gt acat aat ccat t ct t ccct cggt t cat ccat cca t ccat t cat c cat ccat cca 77160
cccat ccct t cct t cat cct t cct at cat c cat ccaat ca t acat at at c caat cat aca 77220
t ct gcacat c accagct cat ccat ct at cc at t t at ccat ccat cct t cc t t ccat ccat 77280
cat t cat cca t cat acat ac at ct aaccat acat ct ct ac at cat t cat t ct t ccat cga 77340
t t cat ccaat t at ccat cat t cct t cct cc at ccat ccca t t at ccat t t gat cat acat 77400

at at cat ct a t acat cat cc at t cat ccat ccat ccat cc at ccacccat at ct t cat cc 77460
aat caat cat acat acat cg aat cat ct ac acat caccca t ccat ccat c cat ccat t ca 77520
t ct at ccacc cat ccat cca t ccat ccat c cat t cat ct a t ccacccat c cat ccat cca 77580
t ccat ccat c cat ccat gt a accat ccagt cat at at cca at t acacat c cat ccagt t a 77640
t acat t cat a cat gcat ct a at cat t caat t at acat aca cacat ccat a t aat t ct aca 77700
t ccaat t at a cct ccat cca at t acacat t cat acaccca cct aat aaat t at t aat t ca 77760
t at at ccat c cat at aat t a t acat caat t at acat ccat ct aat cat t c agt aat t cac 77820
ccaccat cca gt cat ct at c caat aat aca t t cat ccaat cat ccat cca t ccat ccacc 77880
cat t cat cca t ccat ccgt c cgt ccaccca t cat ggt at g agccat gat t t accacgat g 77940
gt cccct gt g gacagcccag gt ggggcaga act gaaggga agcccagggc t gccccccat a 78000
aacat t t gcc t cct t t acat ggat gagaac t agat ccaca t gt at aaat c ct cat gat t t 78060
gaaggt gct t t t accaacat t cact cat gg gat t ct ccca ggagct ct ag gaggaggcag 78120
gt agagt t ga ggt cat ct ca cgcat t t t ac agat gaggaa acggaggccc t gagaggcag 78180
gt ccaaggcc acct gaccag aaagaagt gg aact gggact t gaacccagc cat ct t gccc 78240
ct t ggt ccca t gct ct ct ag cct gt aact c ct gct t cct g gt ggggcat c t ccaggagga 78300
ccct at cggc t ggccat ggg cct gccct gg agt ct t t t gc t ct gt gt ggc cat cct t cct 78360
ccct caggag agt gt gt gct cccagagcac aggct gt at c t t ct gagcat t t t gt ccct t 78420
cccagt acct agcact cagc t ct gt at aca t t gggct ct c aagaat t ct c aacct t ccag 78480
agt gt aaggc ct t gacct gc t cagccct gg at act gcat g at gcat t gat aagcccat aa 78540
aat aaccagg gcagat t gac t cccagt ggc caaagt gcca cagggaaggg acaat t cagc 78600
cct t ct agga ggaggaggag gt agt t t t ct cat t t ct at t aaggcaacaa aagct gcct t 78660
act aaggaca t t ct t ggt gg agggcgt gac t gt caaccac t gt gat cat t t gggcct ct c 78720
t t gcccaggc t t cccat t ct gaaaggacag t t t t at t gt a ggt acacat g gct gccat t t 78780
caaat gt aac t cacagct t g t ccat cagt c ct t ggaggt c t t t ct at gaa aggagct t gg 78840
t ggcgt ccaa acaccaccca at gt ccact t agaagt aagc accgt gt ct g ccct gagct g 78900
act cct t t t c caaggaaggg gt t ggat cgc t gagt gt t t t t ccaggt gt c t act t gt t gt 78960
t aat t aat ag caat gacaaa gcagaaggt t cat gcgt agc t cggct t t ct ggt at t t gct 79020
gcccgt t gac caat ggaaga t aaacct t t g cct caggt gg caccact agc t ggt t aagag 79080
gcact t t gt c ct t t caccca ggagcaaacg cacat cacct gt gt cct cat ct gat ggccc 79140
t ggt gt gggg cacagt cgt g t t ggcaggga gggaggt ggg gt t ggt cccc t t t gt gggt t 79200
t gt t gcgagg ccgt gt t cca gct gt t t cca cagggagcga t t t t cagct c cacaggacac 79260
t gct ccccag t t cct cct ga gaacaaaagg gggcgct ggg gagaggccac cgt t ct gagg 79320
gct cact gt a t gt gt t ccag aat ct cccct gcagaccccc act gaggacg gat ct gagga 79380
accgggct ct gaaacct ct g at gct aagag cact ccaaca gcggaaggt g ggcccccct t 79440
cagacgcccc ct ccat gcct ccagcct gt g ct t agccgt g ct t t gagcct ccct cct ggc 79500
t gcat ct gct gct cccccct g gct gagagat gt gct cact c ct t cggt gct t t gcaggaca 79560
gcgt ggt ggg agct gagcct t gcgt cgat g cct t gct t gc t ggt gct gag t gt gggcacc 79620
t t cat cccgt gt gt gct ct g gaggcagcca ccct t ggaca gt cccgcgca cagct ccaca 79680
aagccccgct ccat acgat t gt cct cccac accccct t ca aaagcccccct cct ct ct ct t 79740
t ct t cagggg ccagt aggt c ccagagcagc cat t t ggct g agggaagggg caggt cagt g 79800
gacat ct gat ct t ggt t t ag t at cct t cat t t t gggggct ct gggt gt gg cct gggcct c 79860
t ggact t t gg ccacggt gt t t gt t ccagcc ct t ct cct aa cct gt cct t t ccagacact c 79920
ggcat ct agg t t at t agcac ct cgcat act t t ct gacat g ct cct cagt c ct gat t t t ga 79980
ccat ct t ct c t t gct t ccca t ct gt gt cag t caagact gc at t t ggct gt aagaaacaga 80040
aaccccaact aact gt ggca t t t acat gaa gaggt t t act t t t ct cacat aat cagat gt 80100
ct agact t gg ccagcacct c aagggt cat t gat gct ct cc t gt ct t t at t t t ct gt cat c 80160
t t t agt ggt t ggat t gt t gc ct cat ggt t a caaagt ggct gct gcact t c caggcat cac 80220
at ct gcct t t gaagcaggaa caagt t gcaa agt aaagt gg ccaaaagggc cct gaaact a 80280
aat gt gt ccc ct t aggaaag caggagt t t t ct t gcaagt g gcaat ct t ct gct t at gt ct 80340
cat t ggccag agct gggt ct t acggccacc cct t gct gcg agcaaggct g ggacat t gag 80400
cat t t t gccg t ccaacct ct t t agcagaat aaaccaaggg ggaagaacgt t aat agt ggc 80460
t t t t gagt ca ct agt t ggca gt at ct gccc ct ct at ct t t ccat cct ccc cat ggagt t t 80520
caaggt t cct t t ct cagt ac t t ct t caggc t ct gcacgt t cat t t ggat c t t gt gt ct t g 80580
gggt gaaaaa ct ggcccaag t gt ct cccca agcat ccacc t t t ggat t aa t t t ggaaaat 80640
ggct gt caag t gcccgcct c t t gct t ggt a t aat gct aca gct t t agagg acgcagcagg 80700
cat gggcct t gccgct gagg t t ct t agcct cat gagaat a t ccagat cag at t ct ct t gg 80760
ct cct t ct t a gagccagt ga t gcaagacac t t cct gct ca t ct t gt cggg acggt t t t ac 80820
aagt t gcct g ccat cct gag aaagt ct aca aaacgat gcc agacct cat g ccagct t ccc 80880
aagcct t gac t ct cagt gct ccct caacag gat t ct ggaa gaat ct ccca aacaagt cgc 80940
aat ccccct ct ggaccct gt g caggcat gag act caagagc at t ggct ccc accccct ggt g 81000
gagggaacac t gct ggggct gggat ct t gc ct ggt t gct c cgcct gcacc caagacaacc 81060
at aat t aaaa t gt cct t cat t gaact t gga aagcct t caa agct gacaac t cct t at gt g 81120
t acccggaaa ggcct gggag t gt gccaggg cat t gct cgg gagggacgct gat t t ggaag 81180

cat t t acct g at gagagact gacagcagct cct ggt agcc gagct t t ccc t cct gcct ct 81240
gct gt gaagg t ggacccat c caacagt caa at gcct gact ct ggacagga gcggacct at 81300
t t at t gccat gcaagggact ct gcact t t t gaat t gt ggg t cat gggct t ggat t t aggg 81360
gt t agagct g ggagaagt ct t ggaagt cac ct agagat ga cact gccat t t t gcagat ga 81420
ggaaaccgt c caat caaaat ggaccaagga ct t gcccaaa gcct cacagc aaaaccat ag 81480
gcccccgcac t aaccccaga gt ccct gt gc t gt ct t aaga at caaat agt t gt aagcaat 81540
cat ct ggt t t t cagt at t t c t t ct t t t aaa at gcct gggg ccat gcccag cagt ct gt t t 81600
cact gcagcg t t t acacagg gct gccgggc t t t cct ggt g gat gagct gg gcggt t cat g 81660
agccagaacc act cagcagc at gt cagt gt gct t cct ggg gagct ggt ag caggggct cc 81720
gggccct act t cagggct gc t t t ct ggcat at ggct gat c ccct cct cac t cct cct ccc 81780
t gcat t gct c ct gcgcaaga agcaaaggt g aggggct ggg t at ggct cgt cct ggcccct 81840
ct aaggt gga t ct cggt ggt t t ct agat gt gacagcaccc t t agt ggat g agggagct cc 81900
cggcaagcag gct gccgcgc agccccacac ggagat ccca gaaggaacca caggt gaggg 81960
t aagccccag agacccccag gcagt caagg ccct gct ggg t gccccagct gacct gt gac 82020
agaagt gagg gagct t t gcg t gt t t at cct cct gt ggggc aggaacat gg gt ggat t ct g 82080
gct cct ggga at ct t gggt t gt gagt agct cgat gcct t g gt gct cagt t acct ccct gg 82140
ct gcct gcca gcct ct caga gcat t t aggg cct t ct ggac t t ct agat gc t cct cat ct t 82200
gcct cagt ca gcgcgt cagt t ccagagact t ct ct gcagg gt t t t ct ggg gcaggt ggt g 82260
gcagacccgt gcct t ct t ga cacct gaggt cagt ccaccc t cct gct cag act gcccagc 82320
acagggt cac ct cccaaggg gt ggacccca agat cacct g agcgcacaga gggt gcagat 82380
gact ggacca cacct t t t gg t gat ct t aat gaggt ggt cc cagaggagct cagacat gca 82440
at ct agcat c cagt t ct ggg act ct gt ct c ct t t t caaac gt at t cat gt agaacaggca 82500
t gacgagaat gcct t gt caa cat gggt gat ggggaat caa t cagacaggg cgccgggct c 82560
aaggct gcag t cacccaaga gt ggct cagc ccaccaggcc ct aggaaacg cct gcacagc 82620
ct ggagct cc t ggagt cat t t cct t cat gt ct t ct t cact gcact t acgt aaagat gcca 82680
gccat t ggt t t ggt gat t t g gagggt gccc agt t gcccaa caagaaat gc agaagaggcc 82740
t agccaggat t t caccagca gt ggagagt a gagaagat gt ggccagaaaa gagt t t cct t 82800
t ccct cct aa agat ggt act ccct gcagct act ggggaag cct gcagcat t ct ct agggc 82860
t ct gt gt gt t gagagcagcc ccaccct ggc ccct t ct gag t gcat t t ct g ct t t gt gact 82920
t gat ccgt ga agt cccct ga gat gggcaga ggggat gt cc t cgaagct gg ggcagagcct 82980
cat cct t gaa cgt gaaggac gt t t gaagac t gt ggcat ga t cacaggat g agat cacagg 83040
gaact t gagt t t ct ct cct c ct ct ccct t c acagt t at t t cact gaggga aat ccct ccc 83100
ct gcccagaa t gaaaact ct agccaact ct t gact t t t cc at cact ccaa agt agt t gaa 83160
agt acat t ag t ct ccacagt ggcaaaacag t gt gcaaaag ct aaat aat t agaacagcca 83220
gt cccat gt g acagt caaag ct t ct aact c cat t caaagt t gcagccat t cccct cgagg 83280
gct ggcaggg aggggagggg t aagagaaac aggaaggt t c t t act gagt t ggt cct ggt g 83340
t gagct gcgt cacact ccct gcagaggt t t caaggagact ct ct ct ct ct ct gt ct ccat 83400
ggggacct t a t t t gaat t ct t ct act ct t a ccccagcct g ccat ct ccag ct at cct ccc 83460
ct gaagagcc ct t ct gct gc gct ggat t ct ggt ggccat g t cat ct cct c ggccccgt gg 83520
gagt ct gaag at ct ggct gc agcct cacct ct gaggt cct gct agt t gcc acct ct t aaa 83580
cat gat ct ga ggct cccat g cact ct gacc t gt gcccaca t ggggcccac gggaaacacg 83640
ct ggcaagca aact gt gggt gt gcagacgg t t ct cagggc t gcagcacct gt cct t t gct 83700
ct gcccccaa agcaaggcca gcccat ct t c cat cct ct ag t gt t cct t gg t ggggccct g 83760
accacagt cc accaggt ccc t aaccagagg ggacacacac caggt gt cct caat gt at t g 83820
cct t gaaaca gt t gt gct gg gact gt gat g gggggt ggcc at gt agccac ccccaccacc 83880
cccaagccac t ct ct ccaag gaaat cct cc t aaagat ccc t t t acat cct ccat gt ggt g 83940
gggaggt t ct agagt t gggt gcat gt gt ct t cagct act g acaat gcaga cct t agt t gg 84000
cacct cgct c t ggcct at cc t gt t t gct gt t ct t ggcgct ccagt gaaac t ccccat ggg 84060
ccat ccagt t ggggt gcagt gt ggccaccc cct t gcaggt t cct gcct t g ct ggagagca 84120
cagggccct c ct ggct ct t g t aaaacact c cccat ggt ac agagaggcca gcagt gat gt 84180
gaggcccaac ct ccct ccat ggt gt t ccca agcagct ccc t t t ct ggggt caaggggt gg 84240
caaagacagt gcagcgt cca at t t ct gact caagccgggc ct ggct at cg cagct ct gca 84300
ct gt gt gt ga cagcaaggca act cacccag t gccgt ggca gt gaccgt gt ccgaggaagc 84360
ct cct cacac cct ct gt ct c aaggact ct g gcat t t agct ggact t gct g t agct ct gag 84420
cct t t ct gcc at t gccat ca cct t gt caga aact caggcc gaat ct gcac t cagagt t gt 84480
gcccaggcag t t gagccaac act t gct cag cgat at t gt c acat gacaag gcact gt cac 84540
cact gggcgt cgt gggt agc gcagt gt cgg ct ggat ggac ccggagggt g t ct gt gt cat 84600
gct agt gct a gt gat gggag ccccgt gagc ccat t gcccg ccct cccat g ccct cagcag 84660
ct gcct gggg acagccaat g gcct gggt gt t t ct gaggct accacat ggc t t ccaggaaa 84720
ct cgagaacc t t t ct ct ccc t t gcct acac t ct t cacaca ggcct gt gct ggccagcggt 84780
ggggat ccgg cat t cct at c t t aggt gcag aaagt gact g act cat t gca ggcct gggag 84840
at aagact ga t ggcccagcc agcaagat gt at ggat t t ct cagaggcagt ggcct ct gt c 84900
at t gt cct ca ggaaat gct g gt gat t ct gg t ggcct gagg t caat gcat g t caacgt ggc 84960

caact t gcct t at aaact t t t t t ct ggac aat t gcgt gc act gt cct gt aacagt gt cc 85020
t gt t gt t t at gat gcagaaa t aggt gt t t t t aaagcct at t gat t t t ggt act at t aat g 85080
t ggt caggaa ct t t ct cagt ct t t ct t gt t t ggggt gagc t gt ggct t cc t aaacaggaa 85140
cccaagacac ccccaaaagc t gct caccag cact gccagc ct ccct ct t a ccaagt agca 85200
cccgt t cagg acat t ct gcg aaaggcat t t gcccagaagt t gggaggaag gaaat gt aac 85260
at t t t ggggc acct accat a t gccaggcac caggct aaac gt gt t cacac aaat t ct ct t 85320
act aaccct c accat cct t c t acaagacaa act agt at ct t cat ct t ggg gt t caagat g 85380
aggaaat gga ggct cagaga ggt t gaat ga at gccggt gc ct ggat at ga accccat ct g 85440
cct gact ccg caacccaggc aaagt ct t t c ct t gaact t c ccagcagcca ct gct t agac 85500
acagcct cca caaccat ggc t cagcagcaa at t gct t ct c t gacct cact cagcct gt gt 85560
gt cct t gt t g agt gaggcat t caggaccct ggt cccaaag t ggagaaagt ct t t cct act 85620
aggt cat agc t acacct gca t gt gggt gct gt gcct t t t g t t t agt gaac t t t t at cacc 85680
agcat cct ca gcaat gacat t t gcagagaa gccagagct g aggcacct t g gt at t ct t gg 85740
gat gt gact t t cct gaat gt t t aagggaaa at gcccgaag gt acagagag ct t ggt t t ct 85800
agt aaacaat aact gt ct t g ct t t t acccc cct t cat t t g ct gacacat a caccagct ga 85860
agaagcaggc at t ggagaca cccccagcct ggaagacgaa gct gct ggt c acgt gaccca 85920
aggt cagt ga act ggaat t g cct gccat ga ct t gggggt t gggggggaggg acat ggggt g 85980
ggct ct gccc t gaaaagat c at t t ggacct gagct ct aat t cacaagt cc aggagat t t t 86040
agggagt t gg t t ct t at caa aggt t ggct a ct cagat at a gaaagagccc t agt ggt t t t 86100
t t t ct aat ac cat t t ct ggg t aat t cct aa ggcat t t agt gt t ct gaaag at gct agcct 86160
t gt ccagcct gggagt t gag aat gaat gt c t aacagaaac t ct aggccgg gcgt ggt ggc 86220
t cacgcct ct aat cccagca ct at gggaga cccaggt ggg cagat cacct gaggt cagga 86280
gt t t gagacc agcct ggcca acat gt gaaa t cct gt ct ca ct acaaat aa aaaaat t agc 86340
cgggt gt ggt ggt aggt gcc t at aat ccca gct act cagg aggct gaggc aggacaat cg 86400
ct cgaaccca ggaggt ggac gt t gcagt ga gccgagat cg cat cat t gca ct ccagcct g 86460
ggcaacaaaa gcaaaact cc gt ct caaaaa aaaaaaagaa act caaat at gt gt gacagg 86520
cgat t ct cac t gcaggct gc cct gt ggct g at ccaggagc aaggcct t aa ccat gt cat c 86580
cccaagcgat t gct t gt aaa ct t t ct t ct g t gcagcct t c aaccct t at t at gat t t t ct 86640
t ct caggaac caaact gct g t at t caagaa aggcagct t t gt gt aat cat t t at cat aaa 86700
t at ct t aaga aaaat cct ag agat t cct aa t t t t aggaaa t gggagacct at ggt act ga 86760
t at aat gt gg gct gggct t g t t t t ct gt ca t t t gct agat aaat gaact t gagagcct ac 86820
t gt aaaat gt ggaagct t ct agat t gcaga agggct ggaa agacact gt t ct t t t ct ccc 86880
gagt gat ggg at ct gt ccag t at t t agagc t gcct ct gag gccat ct gat t ct aggagac 86940
t ct gcct cgt t gaggat at t t t gaggcct a act acacat t cct gccccca gagaggt cac 87000
agcct at agc aggct gat gt t t ct cat gt c acat ggcaca gaaaggcaca t t t t cgt t ct 87060
caggct aaca aagagct t ca aaaact at t a gaagggacag t ggct at aag agaagaacct 87120
cagt caat gt gt gaaat t aa ct aggaacct ggct cct gt t t ct t t t aggt cat gt t t t t c 87180
agct t aggt a aaact agagg ct t t gat aaa gcat gacct c t agaaat cat t gct t t t cat 87240
aaat ggaagt gggt t t gagt t t t t t ct act gat t gt t agt gcaggt gat g t ct acat gcc 87300
cccagaacat at t ccat gca acaaaaaaag cccaggt cac cgt ct t t gct gggaact t ga 87360
ct t t t gt gct cact gaat t t t aagct t t ct gacagcagcc t ggaat cat g gagggat aaa 87420
gt acct at t a gt aagat gga aaaaggt gt t t caggt t gga gct gcagt ct gt t gagagt a 87480
agct at ggga aggcct gt at acgaggggt g gact t t t ct t ct gt aagt gt ccagagacca 87540
ggcct cct ga agagggcat g ggggct t aac t t acct ggac t act gt gt t t acaat act ca 87600
t t t at ct t ga act cct cct a acccct gaga at t gct acat t t agt at t t g ct gagt act t 87660
cct agcat cc t agggaat ca at agaacat t ct cccaacca ggct gggt gc ggt ggct cat 87720
gt ct gt aat c ccagcact t t gggaggccaa ggt aggcaga t ccct t gagg ccaggagt gc 87780
aagact agcc t ggct gacat ggt gaaaccc cgt ct t t act aaaaat acaa aagt t agcca 87840
ggcat ggt gg t acacacct g t aat cccagc t acat gggag gagt aggagg caggagaat t 87900
gct t gaacct gggaggt gga ggt t gct gt g agccgagat c at gccact gc act ccagcct 87960
gggcgacaga gt gagt gaga ct ct gt t t aa aaaaaaaaaa aaaaaagaac at t ct cct aa 88020
cct ggct t ct t cct ccaggg gt gt aat t aa t cat gt cagt t t cct cat t g at acacacac 88080
acacacact a caat cct gt a t ccat t act t t t caaggt ac at t t act at t t acgt t t ggg 88140
gt cct t gt ct ct t t t t t aat agt gt t t ct t aaagt ct t gt at t at at cag agt acagt aa 88200
cat cccagt c aagagcact c t agt aagct c t aggaggaaa gcgact t ccg gaaggcagt g 88260
gagacct gt c ct gt t ggggc agcat agggg cagcccct gc ct ct ggt cag t t ct ggcgct 88320
caggct cagg gt t gcct ct g ggct gt t ct t cccagagact gacaaagggc t cccat aagg 88380
cacct gcaga gcct gt gaga agct gaagt c aat gt t t t cc t gacaccagt t gat ct gt gc 88440
aggat ccat t gat t t aacca cct gct gt gt ggcat gcact gt ggt cgat g ccaggaacag 88500
gaat t ggagg ggcccat gag cat ggccagt at cacaggct ggaggt gct g ct gcgct ct g 88560
accgggcct c t t ggggat ga gcccat gt ca accacct t gc ct ccgat ggg gt cgggccca 88620
caggt t acct t t gt gt gt cc at gaccacac ct t cct cccc gacct cat cc aaat ct ct t t 88680
ct t t t ccaag cccct gaat c ct t cagggct gcaggt t t t g t t t aaagcag agct ggt gag 88740

```
t t gcat aggt  t gt t gcgt t g  ggact agat g  gggt gt t caa  agagt t ggga  gt t aaaaaac  88800
at aaagggt a  t t t at t agga  gaaccaagga  gt gt aat t ct  cct gt t ct t a  at at gcggcc  88860
aggt t aat ga  at gt cacgt g  aat gaaccag  aaaaaaat ga  agt gt gccct  t gat cagct g  88920
ggt t ggt gt g  cagcaagct g  t gt gaccagg  ggacagcagt  ggt cct gagg  gccgt cact g  88980
t ct gccgt gc  agagccct t c  ct cccacggg  ggcct acct c  acct gt gcca  agggct t gt c  89040
t gt ggt cagt  gacct ggat a  gat ct gaat g  gggct t ct t t  t t cgaggagt  ct t at ggcag  89100
gt ct ct cagt  aaagact cca  t t ct t gat ga  t cacacat t t  t ggat t t t cc  aaat ct gt ca  89160
gagaat gggc  t t gaggcggg  gt t t gt gggc  act agt t t ca  ct ggt t t cat  t t accaaaaa  89220
ggggagcaga  agt caagt at  ggt ggct cat  ccct gt aat c  ccagaggcaa  gagaat t gct  89280
t gagcccagg  agt t cgagac  cagcct gagc  aacat aagga  gaccccgt ct  ccacaaaaat  89340
gaaaaat aac  at t t t agt ca  gacgt ggt gg  cat gcat ct g  t ggt cccagc  t gct t gggag  89400
ggt gagat gg  gagggt t gt t  t gagccct gg  agt t aaagt t  gcaat gagct  gt gat t gcac  89460
cact gcact c  t agcct gggt  gacagaacga  gaccct gt ct  caaaaaaaaa  aaaaaagaaa  89520
gaaaaaaagg  aaaaaaaaaa  ct cat gcct g  t aat cccagc  act t t gggga  ccggggt ggg  89580
cagat cacga  ggt caggaga  t caagact at  cct agccaac  at ggt gaaac  cccgt t t ct a  89640
ct aaaaat ac  aaaaat t agc  caggt gt ggt  ggcacgt gcc  t gt aat ccca  gt t act cggg  89700
aggct gaggc  aggagaat cg  ct t gaaccag  ggagt cagag  gt t gcagt ga  gct gagat cg  89760
t gccact gt a  ct ccagcct g  ggcgacagag  t gagact ct g  t ct caaacca  aaaaaaaggg  89820
gt gggggcg  ggggcaggag  aacagt gaga  ggt agggaga  ggaaagggga  t t ct cgct ac  89880
acccaaacca  gat accat ct  agaggct aga  at ct t t ggga  ggct caaat t  ccct agaaag  89940
caggagaagc  t t ct gt agcc  ct cccgct t t  cccagt agat  t aagcccagg  gcggct ccag  90000
at gt gt gaca  t gct ct gt gc  ccaaccagag  cccat cat ag  gcagaggaat  aacacccaca  90060
ccagaagggc  cct cggaggt  caccacgt cc  aagaaccct c  t t t acagat g  aggaaact ga  90120
ggcccagaga  ggggagagcc  acct agcgag  ct ggt ggcgg  ct agaccagg  agagct gt ca  90180
t t ccaagcaa  gcaaaggcaa  cgagacgagc  ccagagct gt  gct cccat ct  ct t t gt t agg  90240
gggcct ggga  t gccct ct ca  gt gt cat t t t  gt ccaggat g  at gct ccct c  t ct t aagcga  90300
t t aat gcgcc  ct t gct aacc  t t t t gct at c  gct gcct ct t  caaaccagag  gagt t gagag  90360
t t ccgggccg  gcagaggaag  gcgcct gaaa  ggcccct ggc  caat gagat t  agcgcccacg  90420
t ccagcct gg  accct gcgga  gaggcct ct g  gggt ct ct gg  gccgt gcct c  ggggagaaag  90480
agccagaagc  t cccgt cccg  ct gaccgcga  gcct t cct ca  gcaccgt ccc  gt t t gcccag  90540
cgcct cct cc  aacaggaggc  cct caggagc  cct ccct gga  gt ggggacaa  aaaggcgggg  90600
act gggccga  gaagggt ccg  gcct t t ccga  agcccgccac  cact gcgt at  ct ccacacag  90660
agcct gaaag  t ggt aaggt g  gt ccaggaag  gct t cct ccg  agagccaggc  cccccaggt c  90720
t gagccacca  gct cat gt cc  ggcat gcct g  gggct cccct  cct gcct gag  ggccccagag  90780
aggccacacg  ccaacct t cg  gggacaggac  ct gaggacac  agagggcggc  cgccacgccc  90840
ct gagct gct  caagcaccag  ct t ct aggag  acct gcacca  ggaggggccg  ccgct gaagg  90900
gggcaggggg  caaagagagg  ccggggagca  aggaggaggt  ggat gaagac  cgcgacgt cg  90960
at gagt cct c  cccccaagac  t cccct ccct  ccaaggcct c  cccagcccaa  gat gggcggc  91020
ct ccccagac  agccgccaga  gaagccacca  gcat cccagg  ct t cccagcg  gagggt gcca  91080
t ccccct ccc  t gt ggat t t c  ct ct ccaaag  t t t ccacaga  gat cccagcc  t cagagcccg  91140
acgggcccag  t gt agggcgg  gccaaagggc  aggat gcccc  cct ggagt t c  acgt t t cacg  91200
t ggaaat cac  acccaacgt g  cagaaggagc  aggcgcact c  ggaggagcat  t t gggaaggg  91260
ct gcat t t cc  aggggcccct  ggagaggggc  cagaggcccg  gggcccct ct  t t gggagagg  91320
acacaaaaga  ggct gacct t  ccagagccct  ct gaaaagca  gcct gct gct  gct ccgcggg  91380
ggaagcccgt  cagccgggt c  cct caact ca  aaggt ct gt g  t ct t gagct t  ct t cgct cct  91440
t ccct gggga  cct cccaggc  ct cccaggct  gcgggcact g  ccact gagct  t ccaggcct c  91500
ccgact cct g  ct gct t ct ga  cgt t cct agg  acgccact aa  at cgacacct  gggt gcagct  91560
gct ccact cc  ct cggcct cc  t cccgt gct c  aggct gt ggc  cgcacgcgcc  cct cacgct t  91620
gcccgccact  ct gcat gt ca  ccagcacccc  cgct ccgt gc  t ccccacct t  gt t t gact ct  91680
ct ggccact t  gat t t gt cca  caacggccca  t cagcccaca  ggaggt t t gg  t gggt gcct t  91740
ccaccgacag  gat gacgggt  gccct cat gg  t gt ct agaac  t ct ccaaccc  t cccat gt ag  91800
gcat aagcag  ccccact t t g  cagat gagga  aacggaggct  cagagaagt a  cagt aact t g  91860
ccgaaggcca  at gagt agt a  agt gacagag  ccaggt t t gg  gat ccaggt a  ggt t gt ct ct  91920
gaaagacacg  cct gt cct gc  at cccacaac  gcct cccagg  aggt gct gga  gt gt ggacgc  91980
ct aacacaga  gat gt gcagg  gcacacacag  caggt gacac  acacagcat c  cagaggt ggc  92040
ccagagct ca  t gct gt gcct  t t ggcccagt  gccct gcccc  cacccact ct  gcct t gt ggc  92100
aggaagacaa  ggagcagaca  caagat ct cc  ct ggt ccaca  t gccaccacc  t ccct ct gca  92160
gaggacaagg  ggat cct cat  gct ggcat t g  gagggggt t g  agcagggccc  acct t gagcc  92220
ct caggagca  cgaccacagc  agccct gcag  ggagggat t g  gt gggaggag  agt cccaagt  92280
at cagggaga  ggagagt t gg  t gt cccacag  gagacct cag  agccacaagg  cgagct t gt t  92340
cat aaat t t g  ggaccct t ag  cat t t cacag  t t at t t gcag  agcccagaaa  t ggat gt t ac  92400
t gaagct cac  agt t gcaagc  at ct gt t aaa  t t t t t at t ag  at t t t act t t  t agggaaaac  92460
t t t gaaat gc  t at aaagaag  cct gt gt t t a  aaagt t aaga  cagaggct gg  gggcgat ggc  92520
```

t cacgcct gt aat ct cagca ct t t gggagg ccaaggcagg t ggat cat t t gaggt t agga 92580
gt t cgagacc agcct ggcca acat ggt gag accct gt ct c t act aaaat t acaaaaaat t 92640
agct gggcgt ggt ggcgggc acct gt agt c ccagct act g gggaggct ga agcaggat aa 92700
gt gct t gaac ccaggaggcg gaggt t acag t gagccaaga t cacaccact gt accct aag 92760
cct gggcgac agagt gagac t ct gt ct caa aaaat aaaat aaaat aaagt t aagagagaa 92820
aaaaat at at cct at at cct t t gt t aaat t ccaaaacagt aggggacaaa t aact gact t 92880
gacaggt t ac t acaat at t t cct gaaat ga t gt t t t ct t g aat act ggcc t act agaggt 92940
t cat aggt gt gt t t ggat t a aaaaagagt t ccat ggccca gt gact gggg gaaaaaaat a 93000
aaagact aaa gt aagt t aaa caggct t t t c t gct gcagga ct t gt cagag cct t t aat gt 93060
act aat ggcc at t gt gaccc t ct gagaagg t cacagagt g ggt t t cccaa act t act t ga 93120
t t ct acct gc t aacat t t cc t ggaggaagt t t gggaaat g ccgat t t agc agat t ct t t t 93180
gt t gt gccgt ggat ggt gct ggt t gat gt g ggcaaaacaa agaacacgt g agt cagat cc 93240
gcct ggggct ct t act aaag t gcaggt t cc caggt gccac t t t aggct t a cagacccagt 93300
t gt ggggt aa gcct gggagt ct t t t agcag gt gat t ct gc cacat agt at agt t ggaaaa 93360
cct ct gggca t act cat t gc t ggt ccct ct agaaat ccag gt gacaat ag ccaat gagaa 93420
gct ccaagag acccagt t gt ccat ggggt a gagggaat gt gat at t gaaa ccaaagaaga 93480
aaat ct at ga t cagt t t t ca gcagt gact g t caagagaag gagaagggt g agt t agcgct 93540
gat gct ggct gacaggt cag cgggt t ggt t t caccaagga gt gt gat gaa ggct gat gt t 93600
gt ct gt ggga at gt at gat g gt aact ggt t t gt agct aat t t ggggaagc agt gagaat t 93660
cgt gccct t t gaagaccagt aagt ggcaag aaacccacca ggcct ggct c agggct gggc 93720
t gggct t ggc t cgt ct caga gcagct gggg ct ggt ggcca aagccaccat t agt gagggg 93780
caggccct gg gggt acaacc agcaact agg ggacaaagac aaccct gcca gcct ct cct a 93840
t t ct ggaggc gt gt gaccag aaat ggagat gggt t ggt ca gcat aagat g gccaggaagg 93900
t ggaaat cag gact gct ggc aat ct agcca cat gggcagg ggagccgggt ggt t ccaggc 93960
agt t t ccaag gccaagaggg t gagcaggca cct cacaggg aat cagggcc aagcct ggct 94020
gcagt gt gga gacaat gcac ccaccccat cct t ggat ct t gcaggaggc t ggt cct ca 94080
ct gagct acc aacat ccat g gccct gaggc t t t t aaaaca cccat ccat g gagt ggggct 94140
ggt cccagt g gggt gaggct gaccct ggca gaaacagggc aggagcct gt ggt t aggga 94200
gact gcacct t cct t agat a gcct ccat gc cat cat gt cc ccgt gacagt t t ct gct gcg 94260
t cccct ct gc at ggt cccac cct cggccag cct gct gccc cct ct t gcca ggt t gcgct a 94320
at cagt gacc ccagt gt gct gt gt t gat ac t aacaat gcg aggcct agca gat t caaggg 94380
aaaagagaac caact gggt t t ccaccagac ccaact aaac aaacat ggac ct at cccaga 94440
gaaat ccagc t t caccacag ct ggct t t ct gt gaacagt g aaaat ggagt gt gacaagca 94500
t t ct t at t t t at at t t t at c agct cgcat g gt cagt aaaa gcaaagacgg gact ggaagc 94560
gat gacaaaa aagccaaggt aagct gacga t gccacggag ct ct gcagct ggt caagt t t 94620
acagagaagc t gt gct t t at gt ct gat t ca t t ct cat at a t aat gt gggg agt at t t gt c 94680
act aaagt ac agct gt cat t t aaagt gct t t gt at t t t gg ggcaggct t t t aaaaagt cc 94740
agcat t t at t agt t t t gat a ct t accccag ggaagagcag t t ggcaggt t cat gaagt ca 94800
t gct cct aat t ccagct t t c t t agt gt act t t cagt gaga ccct gacagt aaat gaaggt 94860
gt gt t t gaaa accaaaccca ggacagt aaa t gaaggt gt g t t t gaaaacc agccct agga 94920
cagt aaat ga agccat ct t c t cact gcat a aact gcaccc agat ct t t gc ccat cct t ct 94980
cagt at t t ca ct t cacccat t gt t t act gt ct caat gact ggggaaat gt ct ggggaaat 95040
gct cccgt aa t t gcacagt g gcgt t t t t cc t ggaaaat cc caccat ggct ct agat aaga 95100
cct at t t t t c t t aaaggt at ct aaaat t t c cagcat aaat t ct gt ct gaa acacct gaat 95160
t t t aat cagt act ggagccc ggagggcat c t ccagt t gcc acat agct ct gagcat t cag 95220
t ggt gt gt t g agggct gct c ccggaagt gc ct gcagagt c agggct cccc agcct cat ct 95280
agt gaggcag t ggaagggcc t gt ggggat t t ggagagct g gcct gggt ct ct gaagt gat 95340
agt gacagct gct t gt caat cacggt gcac at t t agt gcc gggggcaggg ggcagggaat 95400
accagcct ca t gcat gcat g cat t cat t t g t t cct t cct t cat t cat t ca t t cagt acac 95460
at gggt acaa cat ccct gcc ct ggagt t gc ccagagt ct a gggaggggaa agat ct at t a 95520
ccct gggcct cggccagct g gggagt gct g ct ggt ggaga ggggccgt gt gcagcgaggg 95580
aaggaggagt cgt caat acc cccaccccag ct t t gct t t c t t gt cat cag ccccagggcc 95640
ccagcct gt g t ccct cct ct cccat t gct a ct t cat ct cc t gggt cct cc t t accaagcc 95700
t gaccacaca gagggcct t g gccgct t cca t ggggaat t g gaaagcaat a agat agcat c 95760
ccct agaagc ccagt gaagt ct gggacagg accct t ct ct gagct ct gac t t gct ct t gg 95820
aaacact t cg aggct t agcc t ccccact t t gt t t cccaag agt gt gacct gt t ccccct cc 95880
aaacaccccc t t ct cct cca gggccat gcc cacccgt caa aat cccccac gggcaggacg 95940
aact gt gggt gt cagt cacc at ct at cct g cat cct ggt t ccagggcccc ccccagcccc 96000
gcct ccat ag ggacaggcgt gcagacaccc gt ccct ggct gct t cct ct t gt ggaat ggg 96060
t t caaaagt a agcagt gt t g t t t acact ga caaact gaaa aaaaaagaaa aagagat aac 96120
at t ggaggct t ggcacagt g gct cat gcct gt aat cccag cact t t ggga ggct aaggt g 96180
ggaggat gt c cccagcccaa gagt t ct aga ccagcct ggg caacat agca agaccccat c 96240
t caaaaaaaa aat t t aat t g gccaggcaga ggt gggagga t cact t gaac ccaaagggt g 96300

gaggct gcag t gagccgt ga t ggcaccact gcact ccagc cagggcaaca gagggagacc 96360
ct gt ct ct aa aacaaacaaa caaacaaaca aacaaaagag t t aacat t gg ccagat t agg 96420
at t caccaga t agt gt t aat at t agt t t ga t t t gagact t t aat cagaaa gcacat gt gt 96480
ggt gggggt g ggt gt aacct aagt caggt a gaat ct t t cc aact t ggggg gggcacact c 96540
ct gat t gt ag ccat at gagt ct gt cagt gt ggt ggaagag accat gggt t aat gggcagg 96600
t aaaaaagca cct t gcct gg aat t gagt ag aaagt aaggc cct t cagacc ccgt gacaca 96660
ct t ggggaca t t t t ct t gag t aacat cct a agat t cat gt acct t gat ga t ct ccat caa 96720
ct t act cat g t gaagcacct t t aaaccagt cgt ct ccaaa t t caggggca cagt aacat c 96780
caacaggct g gagaaagaac gt act agaac t t ccat t cct t t t t cat gt c ct ct t ct aaa 96840
agct t t gt ca gggccaggcg cggt ggct ca cgcct gt aat cccagcact t t gggaggccg 96900
agacgggt gg at cacgaggt caggagat cg agaccat cct ggct aacaca gt gaaacccc 96960
at ct ct act a aaaat acaaa aaaacgagcc gggcgt ggt g gt gggcgcct gt agt cccag 97020
ct act cggga ggct gaggca ggagaat ggc gt gaacccag gaggcagagc t t gcagt gag 97080
ccgagat t gc accact gcag t ccagcct gg gcgacagagc gagact ccgt ct caaaaaag 97140
aaaaagaaaa agaaaaagaa ct gt gat t gg ggaggacggt cact t t cct g t t ct t act ga 97200
t cagaaggga t at t aagggt acct gat t ca aacagcct gg agat cact gc t t t caaccat 97260
t acct gcct t at t t at t t t t agt t act gt c ct t t t t t cag t t t gt t t ccc t cct ccat gt 97320
gct gact t t t at t t t gat t t t at t t at gt t t at gt t t aag acat ccacac gt t cct ct gc 97380
t aaaacct t g aaaaat aggc ct t gcct t ag ccccaaacac cccact cct g gt agct caga 97440
ccct ct gat c caaccct cca gccct gct gt gt gcccagag ccacct t cct ct cct aaaca 97500
cgt ct ct t ct gt cact t ccc gaact ggcag t t ct ggagca aaggagat ga aact caaggt 97560
aaggaaacca cct t t gaaaa gaaccaggct gct ct gct gt ggt t t gcaaa t gt ggggt t t 97620
gt t t at t t gt t t t t t agcct caaagacct t t ct t caaat g agt t ct ggca t agaagcacc 97680
gt gt aaaat a gt t agaat t c t gggcaaagg ggaaaagaga gct gggggcc at ccct ct ca 97740
gcaccccaca ggct ct cat a gcagcagct c ct aagacacc t ggt gggacc t t ggt t t cga 97800
aat cgct act ct aaggct gg gcacggt ggc t cacacct gt aat cccagct ct t t aggagg 97860
ccgaggaggg t ggat cacct gagat cagga gt t cgagacc agcct ggct a acat ggcaaa 97920
accct gt ct c t act aaaaat acaaaaat t a gccgggcgt g gt gt t at gcg t ggt ggt aat 97980
cgcagct act cgggaggct g aggcacaagg at t gct t gaa ccccagaggc agaggt t gt a 98040
gt t agct cca gct t gggcga cagagcaaga ccct gt cgca aaaat t gt t t aaaaaacaaa 98100
cccaaaat t g ct act ct cat t gggt t cct t t gcccat t cc t gat t t t ggc aagagaaat g 98160
ct t ccagat t gccct gat ct gggt aggaca gcat cacgcc at agcaacac t gccccgt ga 98220
gct cact gcc ccct caact a gct t gt ggt c ct t ggt t aat gt cagt t t ct t t t t t gagt t 98280
t gt gt t at gt ct aagggt ca t ct gct gggt aacggaaccc agggact gcc ct agt ccct a 98340
gact gt gcca t gcccgact c t gccagct t t gt cagt gat g ct ggt gct cg cct cct cggg 98400
t gct cgcct g gt ct gagcac acccaaggag t t ct t gaggc ct t agggt t g t t t gcgagag 98460
aat gaaagaa cacgacct ag ct ct ct t t ag cat cct t ggt caggt t caac act gccccca 98520
ggggcct ct g gt ggagccaa ccaccat cag ccaaat aaat ccat aat t ag agt cagaaaa 98580
t ggat gt ct g cat at gt gt a gt gcact aat gt cct gccga t gat t gacat ggagt ggaga 98640
gt gacct gat cat t gct gt g agct ct gct g gcct t ggcac aact cat gct gat aact aat 98700
gcacacagt t cct ct gggag gaaat gt cct cagggaact t ggagt t t ggg t ggggat gt g 98760
ggt t t gt gt g cccagcaagc cct t gt ggt t gt agcagaca ct agt ggcat ct aggaggca 98820
aagggt cacc ccagt ct t ag ccacgt t t t g agt caaggt g gcggagt ggg gct ggt gt t g 98880
act ct t ggt g gcagt aact t t t cccaat gg t gaaaaaccc ct ct at cat g t t t cat t t ac 98940
agggggct ga t ggt aaaacg aagat cgcca caccgcgggg agcagcccct ccaggccaga 99000
agggccaggc caacgccacc aggat t ccag caaaaacccc gcccgct cca aagacaccac 99060
ccagct ct gg t aagaagaac gt t ct ct t ga at ct t agagg aagct gaagc t ct cagaggt 99120
acagcct t ca t t t t aggagg cct t aggcca ct gagaat ga at aacccct g gcagct ggt c 99180
agcagct t gc agt t t act aa gcact ggagt ct t cat t gcc t t ct cagt cc t t t t gat t t c 99240
t gaggcaaat gt t gaat ccc t acct t t t t t t t t t t t t t t c t t t t gagaca gagt t t cgct 99300
t t t gt t at cc aggccggagt gcagt ggt gt gat ct cagct cact gcat cc t ccacct ccc 99360
aggt t caagc gat t ct cct a cct cagcct c cct agt agct gggat t acag gcacct gcca 99420
ct at gcccgg ct aat t t t t t gt at t t t t ag t agagacagg gt t t caccat gt t ggccagg 99480
ct ggt ct cga acgcct gacc t caggt gat c cacct gcct c ggcct cccaa agt gct ggga 99540
t t acaggcat gagccaccac t cccagcct g aat cct cact t t t t at caat gaagaaat t g 99600
aggct gat t c t gcagcat ga t aaaaaaaaa t acagaaaaa ggaaaaaaaa gaaagaaat c 99660
gagcct ct ga gagt t t gct t gact gagt ct aaccagct ca t t t t aaaccc gaggaaaat g 99720
cagt cacat g act act aagt ggcagct ct c ggagcct ct c t ggccccaag t ccagggt t c 99780
cat agaggca gccccagcat ggcat gt t t t cagt ccccaa at gagact ct ggagacaaat 99840
gt ct ct ggag acagagcagc agcct ggat a agt cacaat g ggt gacgt ca ct cagggct c 99900
aacccct ggg cagct t aact t gct agggac gt t aggagt c t gct gcaaaa cct gagggt c 99960
t t agct gagc agt cacaggc t gggcccgt t gccct gggct cct gt gagt a aaacccagt c 100020
aat t t t gagt acccagt aag gcat ccat t g agt t at t t t g cagccaggag t gct at t aag 100080

aacagt cgcg gct gggcgt g gt ggct cat g cct gt aat cc cagcact t t g ggaggccaag 100140
gt gggcggat cacct gaggt caggagt t cg agaccagct t ggccaacat g gcaaaacccc 100200
gt ct ct aat a aaaat acaaa at aat t agct gggcgt ggt g gcgggcgcct gt aat cccag 100260
ct t ct cagga gggt gaggaa ggagaat cac t t gaacccag gaggcagagg t t gcagt gag 100320
ct gagat cgc accat t gcac t ccagcct gg at gacaaaag t gagat t cct t ct caaaaaa 100380
aaaaaaaaaa aaacagt cgt cct ct t t ggg gat t agggac agcct gcct g cct gcccgag 100440
cact t ct ct c t t ccat t gcc ccagt gaagt at t ccaggcc cct gggt t t a gact ct gcac 100500
cat gt agggg t gt ct gacct gcact t gct c ct t ggt ggca cgggcagcct at ggcact t g 100560
ct gcgggct g t gaccaaagc ct ggcct gga t ct t ggat ct t ggt gact ct gct t ct ccct 100620
ggcct gaggg agct gcccag agcct gccca ccacct gct g cgt gt ct t t g cggt ggcat t 100680
t ct cgcacac at gccgt gcg gt ggcacccc caaggat ggc cat t cact aa ggcccat t gt 100740
t t t t gt ct t t t cgct t cgt g t t t t ct ggcc t ggt gt t t t t ct cat at aca t gt gat ccag 100800
ggat aat t cc cagaat t t t g acaggat t t t aagt agcgt t t ggat cct gc t gt t t t t t t t 100860
t cact t aaca t cgggccagt t gact cacac t ct gt t t t t t gt t gt t gt t t t t t gagacg 100920
gagt ct cact gt gt caccca ggct gaagt g cagt ggcaca at ct t ggcat act gcaacct 100980
ct gct t ccca aat t caagca gt t t t cct gc ct cagcct cc t gagt agct g ggact acagg 101040
cacaggccac cacgccct gc t aat t t t t gt at t t t t agt a aagacagggt t t caccat t t 101100
t ggccagcct agt ct cgaac t cct gacct c aagt gat ccg cccacct cgg cct cccaaag 101160
t gct gggat t acaggggact cacact t t gt aacaacct ga aacaacgt ga t gcat t t ccc 101220
t t t gggt ct t acct gct ct t cggt ggct gc ct gcaggt gg agagaccct c cccct t gggc 101280
ccct cgacct t gt t t cagaa t ggggcccct gct gggccag ct gt gggt gc ct gccacgt g 101340
aaggact cat t aaggccct g t t t aagcct g at gat aat aa ggct t t cgt g gat t t t t ct c 101400
t t t aagcgac t aagcaagt c cagagaagac cacccct gc agggcccaga t ct gagagag 101460
gt act cggga gcct act t cg ct gggagcag cct ccct t t g cgt gt gt ggc cat t cact gg 101520
ct t gt gt t t c t agagccggg aggaccct t t t ct gcaat gc agggt t caca cagggt t cgc 101580
agcct gaaga t ggagcagt c cgaat t ct ct t ccct gt gca gt t t gcgcag ct gt gt t t gt 101640
ct gat gggct t t ct aat cct gt gt gct ct c ct t gact t ca gggacaat gg cat t acaggc 101700
at gagccacc at gcct ggct gt ct ccct at gt t t cagat g aagacat agg ct t aaggagg 101760
t caggt gact t gcccacgac cact ct gt aa at aagaggca t gaaaagt at t t ggagccac 101820
caccaccaag cccact ggt c accct gggt c t ct gaagt ca gggaggcagg aggat gggag 101880
gt ct gaggag gcagagaggc t gagcct gga ggccct ggag gccgaggccc cat ct gt t gt 101940
t t cct t at gt ggaaaat aag aggct t cat t t gt cct at t g ccacagagcg t act act t ca 102000
ggaacat cca agacat ggaa at ccgcaggg cacggt ggct cacgt ct at a at cccggcac 102060
t t t gggaggt t gaggt ggga gaat cgct t g aggccagaag t t caagacca gcct gagcaa 102120
cat agt caga ccccgt ct ct at aaaaaaca t t at t t t t aa aaaagacat g gaagt caaat 102180
t ct aaaaact ggt gct ggct gggt gcggt g gct cat gcct at aat cccag cact t t ggga 102240
ggccgaggcg ggt ggat cac ct gaggt cag gagt t caaga ccagcct ggc caacat ggt a 102300
aaacct ct ac t aaagaaat c t t t act gaaa at acaaaaat ccagt ct ct a ct aaaat aag 102360
t ct ct act aa aaat acaaaa at t agccagg cgt ggt gct g cacacct gt a at at cagct a 102420
ct cgggaggc t gaggcagga gact cgct t g at cccat gca gcggaggt t g cagt gagccg 102480
agat cacgcc at t gcact cc agcct gggca t cagaat aag act ccgt ct c aaaaaaaaaa 102540
ccacaaaaaa acaaaacaac aacaaaagaa aact agt gct t at t cgt cac t ggccaagct 102600
gcccat t ggc t acat gggt g ct t caaagag ct gccct t ct ccaggt ct gg ccagcaggt a 102660
t gt gt t acag caaat gcct g gggcagcggc aggggcat t g ct gcgggaag ct t ct ggact 102720
t gcaggaaag ct aagt t ct c agact gcagg ggagct aagc acacct cggc acagggt gag 102780
gcct gcggt t ct cagact t c agt ct t t gt g gagct t gaga aaaat gaggc t t t gcaggt c 102840
ccacccct ag agat t ct gct ct at ccact c t t gaagggga t cgagaaat t t gcat t t t gc 102900
aact cccact t t cct cct t g aaagct ccgg agat t ct gac gcagggt t cc gt gggccaca 102960
ct t t ggaaaa t acagaccca t gagat agaa t accagact g t t gaagt gt a acgggggcct 103020
gggaagt gca gt aacagaag caagt t t gag ggt aaaggac acccagagga gggagggaca 103080
gcat ct gcat ggagaggaga agagaccccc cagcagct t c cagggt gt t g gaagggt gcg 103140
ct agt aact g ct at gcat gg caggt gggga act gt acgt c agggcacagc agcat gaagc 103200
ggt at ggct c gt gt ggacag ct agggacag gcaggcgt gg agcaggcat c ct gt t ct gaa 103260
ggccaaat cc cacagaggag ccagggt gct ggcaggagcc ct gaact agc cgaacagct g 103320
aacagct gaa cat t caccct gt ggggaaag ggt cagaagc gt ccaggct t gagggcacag 103380
ct gggt ct cg t cact gcat c accct t at t t aggat aaagg ccct gaagaa t t gt at t aga 103440
ggt t ggcaaa gcat at ct ac cacct cct gg agccacgct g gccgcaggga t t at aat t at 103500
t t ccat t t t c aaat t aaggc ct ct gagct c agagagggga agt t act t gt ct gaggccac 103560
acagct t gt t ggagcccat c t ct t gaccca aagact gt gg agccgagt t g gccacct ct c 103620
t gggagcggg t at t ggat gg t ggt t gat gg t t t t ccat t g ct t t cct ggg aaaggggt gt 103680
ct ct gt ccct aagcaaaaag gcagggagga agagat gct t ccccagggca gccgt ct gct 103740
gt agct gcgc t t ccaacct g gct t ccacct gcct aaccca gt ggt gagcc t gggaat gga 103800
cccacgggac aggcagcccc cagggcct t t t ct gacccca cccact cgag t cct ggct t c 103860

act ccct t cc t t cct t ccca ggt gaacct c caaaat cagg ggat cgcagc ggct acagca 103920
gccccggct c cccaggcact cccggcagcc gct cccgcac cccgt ccct t ccaaccccac 103980
ccacccggga gcccaagaag gt ggcagt gg t ccgt act cc acccaagt cg ccgt ct t ccg 104040
ccaagagccg cct gcagaca gcccccgt gc ccat gccaga cct gaagaat gt caagt cca 104100
agat cggct c cact gagaac ct gaagcacc agccgggagg cgggaaggt g agagt ggct g 104160
gct gcgcgt g gaggt gt ggg gggct gcgcc t ggaggggt a gggct gt gcc t ggaagggt a 104220
gggct gcgcc t ggaggt gcg cggt t gagcg t ggagt cgt g ggact gt gca t ggaggt gt g 104280
gggct ccccg cacct gagca cccccgcat a acaccccagt cccct ct gga ccct ct t caa 104340
ggaagt t cag t t ct t t at t g ggct ct ccac t acact gt ga gt gccct cct caggcgagag 104400
aacgt t ct gg ct ct t ct ct t gcccct t cag cccct gt t aa t cggacagag at ggcagggc 104460
t gt gt ct cca cggccggagg ct ct cat agt cagggcaccc acagcggt t c cccacct gcc 104520
t t ct gggcag aat acact gc cacccat agg t cagcat ct c cact cgt ggg ccat ct gct t 104580
aggt t gggt t cct ct ggat t ct ggggagat t gggggt t ct gt t t t gat ca gct gat t ct t 104640
ct gggagcaa gt gggt gct c gcgagct ct c cagct t cct a aaggt ggaga agcacagact 104700
t cgggggcct ggcct ggat c cct t t cccca t t cct gt ccc t gt gcccct c gt ct gggt gc 104760
gt t agggct g acat acaaag caccacagt g aaagaacagc agt at gcct c ct cact agcc 104820
aggt gt gggc gggt gggt t t ct t ccaaggc ct ct ct gt gg ccgt gggt ag ccacct ct gt 104880
cct gcaccgc t gcagt ct t c cct ct gt gt g t gct cct ggt agct ct gcgc at gct cat ct 104940
t ct t at aaga acaccat ggc agct gggcgt agt ggct cac gcct at aat c ccagcact t t 105000
gggaggct ga ggcaggcaga t cacgaggt c aggagt t cga gaccaacct g accaacaggg 105060
t gaaacct cg t ct ct act aa aaat acaaaa at acct gggc gt ggt ggt gg t gcgcgcct a 105120
t aat cccagc t act caggag gct gaggcag gagaat cgct t gaacccagg aggcagaggt 105180
t gcagt gagc cgagat agt g ccact gcact ccagt t t gag caacagagcg agact ct gt c 105240
t caaaacaaa at aaaacaaa ccaaaaaaac ccaccat ggc t t agggccca gcct gat gac 105300
ct cat t t t t c act t agt cac ct ct ct aaag gccct gt ct c caaat agagt cacat t ct aa 105360
ggt acggggg t gt t ggggag gggggt t agg gct t caacat gt gaat t t gc ggggaccaca 105420
at t cagccca ggaccccgct cccgccaccc agcact gggg agct ggggaa gggt gaagag 105480
gaggct gggg gt gagaagga ccacagct ca ct ct gaggct gcagat gt gc t gggcct t ct 105540
gggcact ggg cct cggggag ct agggggct t t ct ggaacc ct gggcct gc gt gt cagct t 105600
gcct ccccca cgcaggcgct ct ccacacca t t gaagt t ct t at cact t gg gt ct gagcct 105660
ggggcat t t g gacggagggt ggccaccagt gcacat gggc acct t gcct c aaaccct gcc 105720
acct cccccc acccaggat c ccccct gccc ccgaacaagc t t gt gagt gc agt gt cacat 105780
cccat cggga t ggaaat gga cggt cgggt t aaaagggacg cat gt gt aga ccct gcct ct 105840
gt gcat cagg cct ct t t t ga gagt ccct gc gt gccaggcg gt gcacagag gt ggagaaga 105900
ct cggct gt g ccccagagca cct cct ct ca t cgaggaaag gacagacagt ggct ccccct g 105960
t ggct gt ggg gacaagggca gagct ccct g gaacacagga gggagggaag gaagagaaca 106020
t ct cagaat c t ccct cct ga t ggcaaacga t ccgggt t aa at t aaggt cc ggcct t t t cc 106080
t gct caggca t gt ggagct t gt agt ggaag aggct ct ct g gaccct cat c caccacagt g 106140
gcct ggt t ag agacct t ggg gaaat aact c acaggt gacc cagggcct ct gt cct gt acc 106200
gcagct gagg gaaact gt cc t gcgct t cca ct ggggacaa t gcgct ccct cgt ct ccaga 106260
ct t t ccagt c ct cat t cggt t ct cgaaagt cgcct ccaga agccccat ct t gggaccacc 106320
gt gact t t ca t t ct ccaggg t gcct ggcct t ggt gct gcc caagacccca gaggggccct 106380
cact ggcct t t cct gcct t t t ct cccat t g cccacccat g cacccccat c ct gct ccagc 106440
acccagact g ccat ccagga t ct cct caag t cacat aaca agcagcaccc acaaggt gct 106500
ccct t ccccc t agcct gaat ct gct gct cc ccgt ct gggg t t ccccgccc at gcacct ct 106560
gggggcccct gggt t ct gcc at accct gcc ct gt gt ccca t ggt ggggaa t gt cct t ct c 106620
t cct t at ct c t t ccct t ccc t t aaat ccaa gt t cagt t gc cat ct cct cc aggaagt ct t 106680
cct ggat t cc cct ct ct ct t ct t aaagccc ct gt aaact c t gaccacact gagcat gt gt 106740
ct gct gct cc ct agt ct ggg ccat gagt ga gggt ggaggc caagt ct cat gcat t t t t gc 106800
agcccccaca agact gt gca ggt ggccggc cct cat t gaa t gcggggt t a at t t aact ca 106860
gcct ct gt gt gagt ggat ga t t caggt t gc cagagacaga accct cagct t agcat ggga 106920
agt agct t cc ct gt t gaccc t gagt t cat c t gaggt t ggc t t ggaaggt g t gggcaccat 106980
t t ggcccagt t ct t acagct ct gaagagag cagcaggaat ggggct gagc agggaagaca 107040
act t t ccat t gaaggcccct t t cagggcca gaact gt ccc t cccaccct g cagct gccct 107100
gcct ct gccc at gaggggt g agagt caggc gacct cat gc caagt gt aga aaggggcaga 107160
cgggagcccc aggt t at gac gt caccat gc t gggt ggagg cagcacgt cc aaat ct act a 107220
aagggt t aaa ggagaaaggg t gact t gact t t t ct t gaga t at t t t gggg gacgaagt gt 107280
ggaaaagt gg cagaggacac agt cacagcc t ccct t aaat gccaggaaag cct agaaaaa 107340
t t gt ct gaaa ct aaacct ca gccat aacaa agaccaacac at gaat ct cc aggaaaaaag 107400
aaaaagaaaa at gt cat aca gggt ccat gc acaagagcct t t aaaat gac ccgct gaagg 107460
gt gt caggcc t cct cct cct ggact ggcct gaaggct cca cgagct t t t g ct gagacct t 107520
t gggt ccct g t ggcct cat g t agt acccag t at gcagt aa gt gct caat a aat gt t t ggc 107580
t acaaaagag gcaaagct gg cggagt ct ga agaat ccct c aaccgt gccg gaacagat gc 107640

t aacaccaaa gggaaaagag caggagccaa gt cacgt t t g ggaacct gca gaggct gaaa 107700
act gccgcag at t gct gcaa at cat t gggg gaaaaacgga aaacgt ct gt t t t ccccct t t 107760
gt gct t t t ct ct gt t t t ct t ct t t gt gct t t t ct ct gt t t t caggat t t g ct acagt gaa 107820
cat agat t gc t t t ggggccc caaat ggaat t at t t t gaaa ggaaaat gca gat aat cagg 107880
t ggccgcact ggagcaccag ct ggt t aggg gt agagat t g caggcaagga ggaggagct g 107940
ggt ggggt gc caggcaggaa gagcccgt ag gccccgccga t ct t gt ggga gt cgt ggt g 108000
gcagt gt t cc ct ccagact g t aaaagggag cacct ggcgg gaagagggaa t t ct t t t aaa 108060
cat cat t cca gt gcccgagc ct cct ggacc t gt t gt cat c t t gaggt ggg cct cccct gg 108120
gt gact ct ag t gt gcagcct ggct gagact cagt ggccct gggt t ct t ac t gct gacacc 108180
t accct caac ct caaccact gcggcct cct gt gcaccct g at ccagt ggc t cat t t t cca 108240
ct t t cagt cc cagct ct at c cct at t t gca gt t t ccaagt gcct ggt cct cagt cagct c 108300
agacccagcc aggccagccc ct ggt t ccca cat cccct t t gccaagct ca t ccccgccct 108360
gt t t ggcct g cgggagt ggg agt gt gt cca gacacagaga caaaggacca gct t t t aaaa 108420
cat t t t gt t g gggccaggt g t ggt ggct ca cacct aat cc caacacct gg ggaggccaag 108480
gcagaaggat cact t gagt c caggagt t ca agaccagcct gggcaacat a gggagaccct 108540
gt ct ct acaa t t t t t t t t t t aat t agct gg gcct gt t ggc act ct cct gt agt t ccagct 108600
act ct agagg ct gaggt ggg aggact gct t gagcct ggga ggt cagggct gcaat gagcc 108660
at gt t cacac cact gaacgc cagcct gggc gagaccct gt at caaaaaag t aaagt aaaa 108720
t gaat cct gt acgt t at at t aaggt gcccc aaat t gt act t agaaggat t t cat agt t t t 108780
aaat act t t t gt t at t t aaa aaat t aaat g act gcagcat at aaat t agg t t ct t aat gg 108840
aggggaaaaa gagt acaaga aaagaaat aa gaat ct agaa acaaagat aa gagcagaaat 108900
aaaccagaaa acacaacct t gcact cct aa ct t aaaaaaa aaaat gaaga aaacacaacc 108960
agt aaaacaa cat at aacag cat t aagagc t ggct cct gg ct gggcgcgg t ggcgcat gc 109020
ct gt aat ccc aacact t t gg gaggccgat g ct ggaggat c act t gagacc aggagt t caa 109080
ggt t gcagt g agct at gat c at accact ac accct agcct gggcaacaca gt gagact ga 109140
gact ct at t a aaaaaaaaat gct ggt t cct t cct t at t t c at t cct t t at t cat t cat t c 109200
agacaacat t t at ggggcac t t ct gagcac caggct ct gt gct aagagct t t t gccccca 109260
gggt ccaggc caggggacag gggcaggt ga gcagagaaac agggccagt c acagcagcag 109320
gaggaat gt a ggat ggagag ct t ggccagg caaggacat g caggggggagc agcct gcaca 109380
agt cagcaag ccagagaaga caggcagacc ct t gt t t ggg acct gt t cag t ggcct t t ga 109440
aaggacagcc cccacccgga gt gct gggt g caggagct ga aggaggat ag t ggaacact g 109500
caacgt ggag ct ct t cagag caaaagcaaa at aaacaact ggaggcagct ggggcagcag 109560
agggt gt gt g t t cagcact a aggggt gt ga agct t gagcg ct aggagagt t cacact ggc 109620
agaagagagg t t ggggcagc t gcaagcct c t ggacat cgc ccgacaggac agagggt ggt 109680
ggacggt ggc cct gaagaga ggct cagt t c agct ggcagt ggccgt ggga gt gct gaagc 109740
aggcaggct g t cggcat ct g ct ggggacgg t t aagcaggg gt gagggccc agcct cagca 109800
gccct t ct t g gggggt cgct gggaaacat a gaggagaact gaagaagcag ggagt cccag 109860
ggt ccat gca gggcgagaga gaagt t gct c at gt ggggcc caggct gcag gat caggaga 109920
act ggggacc ct gt gact gc cagcggggag aagggggt gt gcaggat cat gcccagggaa 109980
gggcccaggg gcccaagcat gggggggcct ggt t ggct ct gagaagat gg agct aaagt c 110040
act t t ct cgg aggat gt cca ggccaat agt t gggat gt ga agacgt gaag cagcacagag 110100
cct ggaagcc caggat ggac agaaacct ac ct gagcagt g gggct t t gaa agcct t gggg 110160
cgggggt gc aat at t caag at ggccacaa gat ggcaat a gaat gct gt a act t t ct t gg 110220
t t ct gggccg cagcct gggt ggct gct t cc t t ccct gt gt gt at t gat t t gt t t ct ct t t 110280
t t t gagacag agt ct t gct g ggt t gcccag gct ggagt gc agt ggt gcga t cat agct ca 110340
ct gcagcct t gaagt cct ga gct caagaga t cct t ccacc t cagcct cct gagt agt t gg 110400
gaccacaggc t t gcaccaca gt gcccaact aat t t ct t at at t t t t t gt a gagat ggggt 110460
t t cact gt gt cgcccaggat ggt ct t gaac t cct gggct c aagt gat cct cct gcct cag 110520
cct cgcaaat t gct gggat t acaggt gt ga gccaccat gc ccgacct t ct ct t t t t aagg 110580
gcgt gt gt gt gt gt gt gt gt gt gt gggcgc act ct cgt ct t cacct t ccc ccagcct t gc 110640
t ct gt ct ct a cccagt cacc t ct gcccat c t ct ccgat ct gt t t ct ct ct cct t t t accc 110700
ct ct t t cct c cct cct cat a caccact gac cat t at agag aact gagt at t ct aaaaat a 110760
cat t t t at t t at t t at t t t g agacagagt c t cact ct gt c acccaggct g gagt gcagt g 110820
gt gcaat ct c ggct cact gc aacct ccgcc t cccaggt t g aagcaact ct cct gcct cag 110880
cct ccct agt agct gggat t acaagcacac accaccat gc ct agcaaat t t t t at at t t t 110940
t agt agagga ggagt gt cac cat gt t t gcc aagct ggt ct caaact cct g gcct caggt g 111000
at ct gcct ac ct t ggt ct cc caaagt gct g ggat t acagg t gt gagccac cacgcct gcc 111060
ct t aaaaat a cat t at at t t aat agcaaag ccccagt t gt cact t t aaaa agcat ct at g 111120
t agaacat t t at gt ggaat a aat acagt ga at t t gt acgt ggaat cgt t t gcct ct cct c 111180
aat cagggcc agggat gcag gt gagct t gg gct gagat gt cagaccccac agt aagt ggg 111240
gggcagagcc aggct gggac cct cct ct ag gacagct ct g t aact ct gag accct ccagg 111300
cat ct t t t cc t gt acct cag t gct t ct gaa aaat ct gt gt gaat caaat c at t t t aaagg 111360
agct t gggt t cat cact gt t t aaaggacag t gt aaat aat t ct gaaggt g act ct accct 111420

gttatttgat ctcttctttg gccagctgac ttaacaggac atagacaggt tttcctgtgt 111480
cagttcctaa gctgatcacc ttggacttga agaggaggct tgtgtgggca tccagtgccc 111540
accccgggtt aaactcccag cagagtattg cactgggctt gctgagcctg gtgaggcaaa 111600
gcacagcaca gcgagcacca ggcagtgctg gagacaggcc aagtctgggc cagcctggga 111660
gccaactgtg aggcacggac ggggctgtgg ggctgtgggg ctgcaggctt ggggccaggg 111720
agggagggct gggctctttg gaacagcctt gagagaactg aacccaaaca aaaccagatc 111780
aaggtctagt gagagcttag ggctgctttg ggtgctccag gaaattgatt aaaccaagtg 111840
gacacacacc cccagcccca cctcaccaca gcctctcctt cagggtcaaa ctctgaccac 111900
agacatttct cccctgacta ggagttccct ggatcaaaat tgggagcttg caacacatcg 111960
ttctctccct tgatggtttt tgtcagtgtc tatccagagc tgaagtgtaa tatatatgtt 112020
actgtagctg agaaattaaa tttcaggatt ctgatttcat aatgacaacc attcctcttt 112080
tctctcccttt ctgtaaatct aagattctat aaacggtgtt gacttaatgt gacaattggc 112140
agtagttcag gtctgcttttg taaataccct tgtgtctatt gtaaaatctc acaaaggctt 112200
gttgccttttt ttgtggggtt agaacaagaa aaagccacat ggaaaaaaaa tttctttttt 112260
gtttttttgt ttgcttgttt ttttgagaca gagtttcact ctgtcgccca ggctggagtg 112320
cagtggtgcg atctccgccc actgcaagct ccacctcccg ggttcatgct attctcctgt 112380
ctcagcctcc caagtagctg ggactgcagg tgcccgccac cacacctggc taatttttt 112440
gtatttttag tagagacggg gtttcaccgt gttagccagg atggtctcaa tctcctgacc 112500
tcgtcatctg cctgcctcgg cctcccaaag tgctgagatt acaggcgtga gccaccgtgc 112560
ccggccagaa aaaaacattt ctaagtatgt ggcagatact gaattattgc ttaatgtcct 112620
ttgattcatt tgtttaattt ctttaatgga ttagtacaga aaacaaagtt ctcttcctttg 112680
aaaaactggt aagttttctt tgtcagataa ggagagttaa ataacccatg acattttccct 112740
ttttgcctcg gcttccagga agctcaaagt taaatgtaat gatcactctt gtaattatca 112800
gtgttgatgc cctttcccttc ttctaatgtt actctttaca ttttcctgct ttattattgt 112860
gtgtgttttc taattctaag ctgttcccac tccttttctga aagcaggcaa atcttctaag 112920
cctttatccac tgaaaagttta tgaataaaaa atgatcgtca agcctacagg tgctgaggct 112980
actccagagg ctgaggccag aggaccactt gagcccagga atttgagacc tgggctgggc 113040
agcatagcaa gactctatct ccattaaaac tattttttt tatttaaaaa ataatccgca 113100
aagaaggagt ttatgtggga ttcctttaaaa tcggagggtg gcatgaattg attcaaagac 113160
ttgtgcagag ggcgacagtg actcctttgag aagcagtgtg agaaagcctg tcccacctcc 113220
ttccgcagct ccagcctggg ctgaggcact gtcacagtgt ctcctttgctg gcaggagaga 113280
atttcaacat tcaccaaaaa gtagtattgt ttttattagg tttatgaggc tgtagcctttg 113340
aggacagccc aggacaacttt tgttgtcaca tagatagcct gtggctacaa actctgagat 113400
ctagattctt ctgcggctgc ttctgacctg agaaagttgc ggaacctcag cgagcctcac 113460
atggcctcct tgtcctttaac gtggggacgg tgggcaagaa aggtgatgtg gcactagaga 113520
tttatccatc tctaaaggag gagtggattg tacattgaaa caccagagaa ggaattacaa 113580
aggaagaatt tgagtatcta aaaatgtagg tcaggcgctc ctgtgttgat tgcagggctta 113640
ttcacaatag ccaagatttg gaagcaaccc aagtgtccat caacagacaa atggataaag 113700
aaaatgtggt gcatatacac aatggaatac tattcagcca tgaaaaagaa tgagaatctg 113760
tcattttgaaa caacatggat ggaactggag gacattatgt taagtgaaat aagccagaca 113820
gaaggacaga cttcacatgt tctcacacat ttgtgggagc taaaaattaa actcatggag 113880
atagagagta gaaggatggt taccagaggc tgaggagggt ggaggggagc agggagaaag 113940
tagggatggt taatgggtac aaaaacgtag ttagcatgca tagatctagt attggatagc 114000
acagcagggt gacgacagcc aacagtaatt tatagtacat ttaaaaacaa ctaaaagagt 114060
gtaactggac tggctaacat ggtgaaaccc cgtctctact aaaaatacaa aaattagctg 114120
ggcacggtgg ctcacgcctg taatcccagc acttttgggag gccgaggcgg gccgatcacg 114180
aggtcaggag atcgagacca tcctagctaa catggtgaaa ccccgtctct actacaaata 114240
caaaaaaaag aaaaaattag ccgggcatgg tggtgggcgc ctgtagtccc agctactcgg 114300
gaggctgagg caggagaatg gcgtgaaccc gggaggcgga gcttgcagtg agccgagatc 114360
gcgccactgc actccagcct gggcgacaag gcaagattct atctcaaaaa aataaaaata 114420
aaataaaata aaataataaa ataaaataaa ataaaataaa ataaaataaa taaaataaaa 114480
tgtataattg gaatgtttat aacacaagaa atgataaatg cttgaggtga tagatacccc 114540
attcaccgtg atgtgattat tgcacaatgt atgtctgtat ctaaatatct catgtacccc 114600
acaagtatat acacctactta tgtacccata taaatttaaa attaaaaaat tataaaacaa 114660
aaataaataa gtaaattaaa atgtaggctg gacaccgtgg ttcacgcctg taatcccagt 114720
gcttttgtgag gctgaggtga gagaatcact tgagcccagg agttttgagac cggcctgggt 114780
gacatagcga gaccccatca tcacaaagaa ttttttaaaaa ttagctgggc gtggtagcac 114840
ataccggtag ttccagctac ttgggagacc gaggcaggag gattgcttga gcccaggagt 114900
ttaaggctgc agtgagctac gatggcgcca ctgcattcca gcctgggtga cagagtgaga 114960
gcttgtctct attttaaaaa taataaaaag aataaataaa aataaattaa aatgtaaata 115020
tgtgcatgtt agaaaaaata cacccatcag caaaaagggg gtaaaggagc gattttcagtc 115080
ataattggag agatgcagaa taagccagca atgcagtttc ttttattttg gtcaaaaaaa 115140
ataagcaaaa caatgttgta aacacccagt gctggcagca atgtggtgag gctggctctc 115200

t caccagggc t cacagggaa aact cat gca accct t t t ag aaagccat gt ggagagt t gt 115260
accgagaggt t t t agaat at t t at aact t t gacccagaaa t t ct at t ct a ggact ct gt g 115320
t t at gaaaat aacccat cat at ggaaaaag ct cct t t cag aaagaggt t c at gggaggct 115380
gt t t gt at t t t t t t t t ct t t gcat caaat ccagct cct g caggact gt t t gt at t at t g 115440
aagt acaaag t ggaat caat acaaat gt t g gat agcaggg gaacaat at t cacaaaat gg 115500
aat gggacat agt at t aaac at agt gct t c t gat gaccgt agaccat aga caat gct t ag 115560
gat at gat at cact t ct t t t gt t gt t t t t t gt at t t t gag acgaagt ct c at t ct gt cac 115620
ccaggct gga gt t cagt ggc gccat ct cag ct cact gcaa cct ccat ct c ccgggt t caa 115680
gct at t ct cc t t cct caacc t cccgagt ag ct gggt t gcg caccaccat g cct ggct aac 115740
t t t t gt at t t t t agt acaga cggggt t t ca ccacgt t ggc caggct gct c t t gaact cct 115800
gacgt caggt gat ccaccag cct t gacct c ccaaagt gct aggat t acag gagccact gt 115860
acccagcct a ggat at gat a t cact t ct t a gagcaagat a caaaat t gca t gt gcacaat 115920
aat t ct acca agt at aggt a t acaggggt a gt t at at at a aat gagact t caaggaaat a 115980
caacaaaat g caat cgt gat t gt gt t aggg t ggt aagaaa acggt t t t t g ct t t gat gag 116040
ct ct gt t t t t t aaaat cgt t at at t t t ct a at aaaaat ac at agt ct t t t gaaggaacat 116100
aaaagat t at gaagaaat ga gt t agat at t gat t cct at t gaagat t cag acaagt aaaa 116160
t t aaggggaa aaaaaacggg at gaaccaga agt caggct g gagt t ccaac cccagat ccg 116220
acagcccagg ct gat ggggc ct ccagggca gt ggt t t cca cccagcat t c t caaaagagc 116280
cact gaggt c t cagt gccat t t t caagat t t cggaagcgg cct gggcacg gct ggt cct t 116340
cact gggat c accact t ggc aat t at t t ac acct gagacg aat gaaaacc agagt gct ga 116400
gat t acaggc at ggt ggct t acgct t gt aa t cggct t t gg gaagccgagg t gggct gat t 116460
gct t gagccc aggagt t t ca aact at cct g gacaacat ag cat gacct cg t ct ct acaaa 116520
aaat acaaaa aat t t gccag gt gt ggt ggc at gt gcct gt ggt cccagct act t gggagg 116580
ct gaagt agg agaat cccct gagccct ggg aagt cgaggc t gcact gagc cgt gat ggt g 116640
t cact gcact ccagcct ggg t gacaaagt g agaccct at c t cacaaagaa aaaaaacaaa 116700
acaaaaaacc caaagcacac t gt t t ccact gt t t ccagag t t cct gagag gaaaggt cac 116760
cgggt gagga agacgt t ct c act gat ct gg cagagaaaat gt ccagt t t t t ccaact ccc 116820
t aaaccat gg t t t t ct at t t cat agt t ct t aggcaaat t g gt aaaaat ca t t t ct cat ca 116880
aaacgct gat at t t t cacac ct ccct ggt g t ct gcagaaa gaacct t cca gaaat gcagt 116940
cgt gggagac ccat ccaggc cacccct gct t at ggaagag ct gagaaaaa gccccacggg 117000
agcat t t gct cagct t ccgt t acgcacct a gt ggcat t gt gggt gggaga gggct ggt gg 117060
gt ggat ggaa ggagaaggca cagcccccc t t gcagggac agagccct cg t acagaaggg 117120
acaccccaca t t t gt ct t cc ccacaaagcg gcct gt gt cc t gcct acggg gt cagggct t 117180
ct caaacct g gct gt gt gt c agaat cacca ggggaact t t t caaaact ag agagact gaa 117240
gccagact cc t agat t ct aa t t ct aggt ca gggct agggg ct gagat t gt aaaaat ccac 117300
aggt gat t ct gat gcccggc aggct t gaga acagccgcag ggagt t ct ct gggaat gt gc 117360
cggt gggt ct agccaggt gt gagt ggagat gccggggaac t t cct at t ac t cact cgt ca 117420
gt gt ggccga acacat t t t t cact t gacct caggct ggt g aacgct cccc t ct ggggt t c 117480
aggcct cacg at gccat cct t t t gt gaagt gaggacct gc aat cccagct t cgt aaagcc 117540
cgct ggaaat cact cacact t ct gggat gc ct t cagagca gccct ct at c cct t cagct c 117600
ccct gggat g t gact cgacc t cccgt cact ccccagact g cct ct gccaa gt ccgaaagt 117660
ggaggcat cc t t gcgagcaa gt aggcgggt ccagggt ggc gcat gt cact cat cgaaagt 117720
ggaggcgt cc t t gcgagcaa gcaggcgggt ccagggt ggc gt gt cact ca t cct t t t t t c 117780
t ggct accaa aggt gcagat aat t aat aag aagct ggat c t t agcaacgt ccagt ccaag 117840
t gt ggct caa aggat aat at caaacacgt c ccgggaggcg gcagt gt gag t acct t caca 117900
cgt cccat gc gccgt gct gt ggct t gaat t at t aggaagt ggt gt gagt g cgt acact t g 117960
cgagacact g cat agaat aa at cct t ct t g ggct ct cagg at ct ggct gc gacct ct ggg 118020
t gaat gt agc ccggct cccc acat t ccccc acacggt cca ct gt t cccag aagcccct t c 118080
ct cat at t ct aggagggggt gt cccagcat t t ct gggt cc cccagcct gc gcaggct gt g 118140
t ggacagaat agggcagat g acggaccct c t ct ccggacc ct gcct ggga agct gagaat 118200
acccat caaa gt ct cct t cc act cat gccc agccct gt cc ccaggagccc cat agcccat 118260
t ggaagt t gg gct gaaggt g gt ggcacct g agact gggct gccgcct cct cccccgacac 118320
ct gggcaggt t gacgt t gag t ggct ccact gt ggacaggt gacccgt t t g t t ct gat gag 118380
cggacaccaa ggt ct t act g t cct gct cag ct gct gct cc t acacgt t ca aggcaggagc 118440
cgat t cct aa gcct ccagct t at gct t agc ct gcgccacc ct ct ggcaga gact ccagat 118500
gcaaagagcc aaaccaaagt gcgacaggt c cct ct gccca gcgt t gaggt gt ggcagaga 118560
aat gct gct t t t ggcccct t t t agat t t ggc t gcct ct t gc caggagt ggt ggct cgt gcc 118620
t gt aat t cca gcact t t ggg agact aaggc gggaggt t cg ct t gagccca ggagt t caag 118680
accagcct gg gcaacaat ga gacccct gt g t ct acaaaaa gaat t aaaat t agccaggt g 118740
t ggt ggcacg cacct gt agt cccagct act t gggaggct g aggt gggagg at t gcct gag 118800
t ccgggaggc ggaagt t gca aggagccat g at cgcgccac t gcact t caa cct aggcaac 118860
agagt gagac t t t gt ct caa aaaacaat ca t at aat aat t t t aaaat aaa t agat t t ggc 118920
t t cct ct aaa t gt ccccggg gact ccgt gc at ct t ct gt g gagt gt ct cc gt gagat t cg 118980

ggact cagat cct caagt gc aact gaccca cccgat aagc t gaggct t ca t cat cccct g 119040
gccggt ct at gt cgact ggg cacccgaggc t cct ct ccca ccagct ct ct t ggt cagct g 119100
aaagcaaact gt t aacaccc t ggggagct g gacgt at gag accct t gggg t gggaggcgt 119160
t gat t t t t ga gagcaat cac ct ggccct gg ct ggcagt ac cgggacact g ct gt ggct cc 119220
ggggt gggct gt ct ccagaa aat gcct ggc ct gaggcagc cacccgcat c cagcccagag 119280
ggt t t at t ct t gcaat gt gc t gct gct t cc t gccct gagc acct ggat cc cggct t ct gc 119340
cct gaggccc ct t gagt ccc acaggt agca agcgct t gcc ct gcggct gc t gcat ggggc 119400
t aact aacgc t t cct cacca gt gt ct gct a agt gt ct cct ct gt ct ccca cgccct gct c 119460
t cct gt cccc ccagt t t gt c t gct gt gagg ggacagaaga ggt gt gt gcc gcccccaccc 119520
ct gcccgggc cct t gt t cct gggat t gct g t t t t cagct g t t t gagct t t gat cct ggt t 119580
ct ct ggct t c ct caaagt ga gct cggccag aggaggaagg ccat gt gct t t ct ggt t gaa 119640
gt caagt ct g gt gccct ggt ggaggct gt g ct gct gaggc ggagct gggg agagagt gca 119700
cacgggct gc gt ggccaacc cct ct gggt a gct gat gccc aaagacgct g cagt gcccag 119760
gacat ct ggg acct ccct gg ggcccgcccg t gt gt cccgc gct gt gt t ca t ct gcgggct 119820
agcct gt gac ccgcgct gt g ct cgt ct gcg ggct agcct g t gt cccgcgc t ct gct t gt c 119880
t gcggt ct ag cct gt gacct ggcagagagc caccagat gt cccgggct ga gcact gccct 119940
ct gagcacct t cacaggaag ccct t ct cct ggt gagaaga gat gccagcc cct ggcat ct 120000
gggggcact g gat ccct ggc ct gagccct a gcct ct cccc agcct ggggg ccccct t ccca 120060
gcaggct ggc cct gct cct t ct ct acct gg gaccct t ct g cct cct ggct ggaccct gga 120120
agct ct gcag ggcct gct gt cccct ccct gccct ccagg t at cct gacc accggccct g 120180
gct cccact g ccat ccact c ct ct cct t t c t ggccgt t cc ct ggt ccct g t cccagcccc 120240
cct ccccct c t cacgagt t a cct cacccag gccagaggga agagggaagg aggccct ggt 120300
cat accagca cgt cct ccca cct ccct cgg ccct ggt cca ccccct cagt gct ggcct ca 120360
gagcacagct ct ct ccaagc caggccgcgc gccat ccat c ct ccct gt cc cccaacgt cc 120420
t t gccacaga t cat gt ccgc cct gacacac at gggt ct ca gccat ct ct g ccccagt t aa 120480
ct ccccat cc at aaagagca cat gccagcc gacaccaaaa t aat t cggga t ggt t ccagt 120540
t t agacct aa gt ggaaggag aaaccaccac ct gccct gca cct t gt t t t t t ggt gacct t 120600
gat aaaccat ct t cagccat gaagccagct gt ct cccagg aagct ccagg gcggt gct t c 120660
ct cgggagct gact gat agg t gggaggt gg ct gcccccct t gcaccct cag gt gaccccac 120720
acaaggccac t gct ggaggc cct ggggact ccaggaat gt caat cagt ga cct gccccc 120780
aggccccaca cagccat ggc t gcat agagg cct gcct cca agggacct gt ct gt ct gcca 120840
ct gt ggagt c cct acagcgt gcccccaca ggggagct gg t t ct t t gact gagat cagct 120900
ggcagct cag ggt cat cat t cccagaggga gcggt gccct ggaggccaca ggcct cct ca 120960
t gt gt gt ct g cgt ccgct cg agct t act ga gacact aaat ct gt t ggt t t ct gct gt gcc 121020
acct acccac cct gt t ggt g t t gct t t gt t cct at t gct a aagacaggaa t gt ccaggac 121080
act gagt gt g caggt gcct g ct ggt t ct ca cgt ccgagct gct gaact cc gct gggt cct 121140
gct t act gat ggt ct t t gct ct agt gct t t ccagggt ccg t ggaagct t t t cct ggaat a 121200
aagcccacgc at cgaccct c acagcgcct c ccct ct t t ga ggcccagcag at accccact 121260
cct gcct t t c cagcaagat t t t t cagat gc t gt gcat act cat cat at t g at cact t t t t 121320
t ct t cat gcc t gat t gt gat ct gt caat t t cat gt cagga aagggagt ga cat t t t t aca 121380
ct t aagcgt t t gct gagcaa at gt ct gggt ct t gcacaat gacaat gggt ccct gt t t t t 121440
cccagaggct ct t t t gt t ct gcagggat t g aagacact cc agt cccacag t ccccagct c 121500
ccct ggggca gggt t ggcag aat t t cgaca acacat t t t t ccaccct gac t aggat gt gc 121560
t cct cat ggc agct gggaac cact gt ccaa t aagggcct g ggct t acaca gct gct t ct c 121620
at t gagt t ac accct t aat a aaat aat ccc at t t t at cct t t t t gt ct ct ct gt ct t cct 121680
ct ct ct ct gc ct t t cct ct t ct ct ct cct c ct ct ct cat c t ccaggt gca aat agt ct ac 121740
aaaccagt t g acct gagcaa ggt gacct cc aagt gt ggct cat t aggcaa cat ccat cat 121800
aaaccaggt a gccct gt gga aggt gagggt t gggacggga gggt gcaggg ggt ggaggag 121860
t cct ggt gag gct ggaact g ct ccagact t cagaaggggc t ggaaaggat at t t t aggt a 121920
gacct acat c aaggaaagt g t t gagt gt ga aact t gcggg agcccaggag gcgt ggt ggc 121980
t ccagct cgc t cct gcccag gccat gct gc ccaagacaag gt gaggcggg agt gaagt ga 122040
aat aaggcag gcacagaaag aaagcacat a t t ct cggccg ggcgct gt gg ct cacgcct g 122100
t aat t ccagc act t t gggag gccaaggt gg gt ggat cat g aggt caggag at t gagacca 122160
t cct ggct aa cacagt gaaa ccccgt ct ct act aaaaat a caaaaaat t a gccgggcgt g 122220
gt ggt gggcg cct gt agt cc cagct act cc ggaggct gag gcaggaaaat ggcgt gaacc 122280
cggaaggcgg agct t gcagt gagcggagt g agcagagat c gcgccact gc act ccagcct 122340
gggcgacaga gcgagact cc gt ct caaaaa aaaaaagcac at gt t ct cgc t t ct t t gt gg 122400
gat ccaggag at agagaat a gaaggat ggt t accagaggc t gggaagggt agt gagggga 122460
t ggt gggggg at ggt caat g ggt acaaaaa aaat agaat a agacct agt a t t t gat agt g 122520
caacagggt g act at agt ca at aat aat t t aat t gt acat t t aaaaat aa ct aaaagat a 122580
gccgggt gca gt ggct t acg t ct gt aat cc cagt act t t g ggaggct gag gt gggcgt t t 122640
gagaccagcc t ggccaacat ggt gaaaccc cat ct ct act aaaaat acaa aaat t agcca 122700
ggcat ggt gg cgggcgcct g t aat cccagc t act cgggag gct gaggcag gagaat cact 122760

t gaacct ggg aggcagaggt t gcagt gagc cgagat ct t g ccact gcact ccagcct ggg 122820
t gacagt gaa act ccgt ct c aaaaat aaaa at aaaaat ac agct gggcac ggt ggct cac 122880
gcct gt aat c ccagcact t t gggaggccga ggcgagcgga t cacaaggt c aggagat at a 122940
gaccat cct g gct aacacgg t gaaacccgg t ct ct act aa aaat acaaaa aat t agccag 123000
gcgt ggt ggc aggt gcct at agt cccagct act cacaagg ct gaggcagg agaat ggcat 123060
gaacct ggga ggcggagct t gcagt gagcc gagat t gt gc cact gcact c cagcct gggc 123120
gagagagt ga gact ccgt ct caaaacaaaa acaaaaacaa aaacaaaaac aaacacacaa 123180
caaaaacct a aaagaat at a aat ggat t gt t t gt aacaca aaggacaaat gt t t gagggg 123240
at ggat accc cat t t t ccat gat gt gat t a t t at acat t g t gt gt ct gt a t caaaacat c 123300
t cat gagccc cat aaat at a t acacct aac t at gt accca caaaaat t aa aaaaat at at 123360
t t t t t aaggt gaagagggag gcgagat gct ggcct t aacc cct aacccgt t gt t ct ccct 123420
gcaagct gt c cacagggcct ct cagact cg aggt t cagct at at ggat gc at gagct t gg 123480
t ccccagcca acat gggaga cact t cacca t cggcagcag ct acagcaca ggaaccct gg 123540
gt cact gcca t gt cccct ct gt gact t t gt t t aaacagaa aat gat gct c t gggccggct 123600
gt ggt ggccc acacct at aa t cccagcacc t t gggaggcg ggggt gggca gat t gcct ga 123660
ggt caggagt t ggagat cag cct ggccgac at ggcgaaac cccat gt ct a ct aaaaat ac 123720
aaaaact agc caggcat ggt ggcacat gcc t gt aat ccca gct act t ggg aggct gaagc 123780
aggagaat ca ct t gaaccca ggaggcagag gct gagt gag ccaagat cgt gccaat gcac 123840
t ccagct t gg gt gagggagt gagact ccgt ct caaaaaaa aaaaaaaaga aagaaaaaga 123900
aaagaaagt g at cct act gg aaccat gct t act cccct cc ccacct caca ct gt gt agaa 123960
at t agt gct g t cggccaggc gcggt ggct c at gcct gt aa t cgcagcact t t gggaggcc 124020
aaggcaggcg gat cacgagg t caggagat c aagaccat cc t ggct aacac agt gaaaccc 124080
t gt ct ct act aaaaat acaa aaaat t agcc gggcat ggt g gcaggcacct gt agt cccaa 124140
ct act t ggga ggct gaggca ggagaat ggc at gaacct gg gaggcggagc t t gcagt gag 124200
ccaagat cgc gccact gcat accagcct ag gt gacagagt gagact cagc aaaaaaagaa 124260
agaaagaaag aaagaaat ca gt gct gt ct a t act t ct t t c t gcagt gat g gaaat at t ct 124320
gt at ct gt gc t gt ccagt at agt agccact agct acat gt ggcact t gaa acat ggct gg 124380
t acagt t gag gaagagt ggc t gccat at cg gacgacacag ct at agat t c t gt cacccca 124440
ccccgagagt ccagagcggg gact t ct gcc t t aggccct a t t cagggct g at t t t t act t 124500
gaaccct t ac t gt gggaaga gaaggccat g agaagt t cag t ct agaat gt gact cct t at 124560
t t t ct ggct c cct t ggacac t t t gt gggat t t agt ct ccc t gt ggaaagt at t ccacaag 124620
t ggt gccact accccagct g t gagagcagc t gggagct gc t t t t gt cat c t t t ccct gga 124680
aagt cct gt g ggct gt ct ct t cct cat gcc t t gt cccat g ct t gggcat g gt gt caagcg 124740
t caggaggga gaaagggt cc t t at t t at t t at t t agagag ggaccct t ct t ct gt t ccca 124800
ggct ggagt g cagt ggt gcg at ct cggct c act gcaacct ccgcct cct g ggt t caagt g 124860
at t ct cct gc ct cagcct cc t gagt agct g agat t acagg cacat gccaa cat gcccggc 124920
t aat t t t t t t t t t t t t t t t t t t t t t t t t t t t t t t t t t t t t t t t t t t t t t t t gagat gg agt t gt act c 124980
t cat t gccca ggct ggaat g t aat ggcaca at ct cggct c act gcaacct ccacct cct g 125040
gat t caagca at t ct cct gt ct cagct t cc caagt agct g ggat t acagg t gcccgccac 125100
cat gct caac t aat t t t t gt at t t t t t t t t t t agt agagac gaggt t t cac cat gt t ggt c 125160
agact ggt ct caaact cct g acct caggt g at ccacct gc ct cggcct cc caaagt gct a 125220
ggat t acagg cat gagccac cacgcccggc ct gaaagggt t ct t at t t ag t gt gcat t t t 125280
gacat t caat t t aat t ccaa ggt ct t gt gg ggt cat ggt t t acaggat gt t gat at agaa 125340
aagact t cac t t aat gggcc gggcgcagt g gct cat gcct gt aat cccag cact t t ggga 125400
ggccgaggca ggcagat cag gaggt cagga gat t gagacc at cct ggct a acacagt gaa 125460
accccat ct c t act gaaaat acaaaaaat t agct gggcgt ggt ggcaggc acct gt agt c 125520
ccagccact c ggt t ggct ga ggcaggagaa t ggcat gaac ccgggaggcg gagct t gcag 125580
t gagcagaga ccat gccact gcact ccagc ct gggcgaca gagcaagact ct gt ct caag 125640
aaaaaaaaaa aaaaacagac t t t act t act ggaagccaac caat gt at at t t agagt aat 125700
t t t t cct ggg ct gagct gt c at t t act t t t gcagt at ct c aagaagaaga gt t t acagt g 125760
t aaat at t t g at gcacact t t gat t at at a gat gaagcaa act at t t t ca agagct t t gc 125820
aaggact t ac t t gt at ccaa acaccat t ct aaaaggagt c t t acct act t ct aaaggct g 125880
gt ct ct act t ggaaccact t gct t ggccct ggt t caagt c ct gct gcaaa cct ggaagt c 125940
ct gt cat t gt ct t ct t ccct ccagagcagt ggcacccaat ct aat t t t t g ct gt gcccca 126000
gcagcccct g gcact t t gcc ct gt agact g cagacct cat gt aat gt at g t t aagt ccac 126060
agaaccacag aagat gat gg caagat gct c t t gt gt gt gt t gt gt t ct ag gaggt ggcca 126120
ggt ggaagt a aaat ct gaga agct t gact t caaggacaga gt ccagt cga agat t gggt c 126180
cct ggacaat at cacccacg t ccct ggcgg aggaaat aaa aaggt aaagg gggt agggt g 126240
ggt t ggat gc t gccct t ggg t at at gggca t t aat caagt t gagt ggaca aaggct ggt c 126300
cagt t cccag aggaggaaaa cagaggct t c t gt gt t gact ggct ggat gt gggccct cag 126360
cagcat ccag t gggt ct cca ct gcct gt ct caat cacct g gagct t t agc acgt t t caca 126420
cct gggcccc aacct ggaga ggct gaccaa t gggt ct cag gggcagct cg gt t gct ggag 126480
t t t t t gt t t t t at t t at t t t t at gt at t t a aggcagggt c t ct gt at t ag t ccat t ct ca 126540

cact gct aat aaagacat ac ccaagact gg gt aat t t at a aaggaaagag gt t t aat gga 126600
ct cacagt t c cacat ggct g gggaggcct c aaaat cat gg cggaaggcaa aggagaagca 126660
aaggcat t t c t t acat ggcg acaggcaaga gagcgt gt gc aggggaact c ccat t t at aa 126720
aaccat caga cct cat gaga t t t at t cact at cat gagaa cagcat ggga aagacccgcc 126780
cccat gat t c agt t acct cc cact gggt cc ct cccat gac acat ggaat t at gggagct a 126840
caat t caaga t gagat t t gg gt ggggacac agccaaacca t at cagt ct c cct ct gt cat 126900
ccaggct gga gt gcact ggc at gat ct cgg ct cact gcag cct ct acct c cct gggt cag 126960
gt gat ct t cc cacct cagcc t cccaggt ag ct ggaact ac aggt acct gc cact at gcct 127020
ggct aaat at t t t gt at t t c ct gt ggagac gaggt t t t gc cacgt t gccc aggct ggt ct 127080
t gaact cct g aggt caagca at at gcccac ct cggcct cc caaggt gct g ggat t acagg 127140
t gt gagccac agt gct cggc ct aagt cact gcagt t t t t a aagct cccag gt gat t ct t c 127200
agt gcagt ca aaagt gagaa ct ggct gggt gcggt ggct c at gcct gt aa t cccagcacc 127260
t t gggaggcg aaggt gggca gat ggct t ga ggt caggagt t caagaccag cct ggccaac 127320
at ggt aaaac cccat ct ct a ct aaaaat ac aaaagt t agc t gggt gt ggt ggt gcgt gcc 127380
t gt aat ccca gct act t ggg aggct gaggc at gagaat t g ct t gaaccca ggggacagag 127440
gt t gt agt ga gccgagat cg t gccact gca ct ccagcct g ggcaacagag t gagat t cca 127500
t ct cacaaaa aaaaaaaaaa gcgagaacca ct gt cct agg ccct gat gt t t gcaggcaac 127560
t aaaaaaagga agt ggacat c cccagt cagc t gt ggcgcac caagaacaag t cat gggaac 127620
at aacct aat t t t ct aaat g ggt t act agg cact t agagc aaaacaat ga t gccgaaat c 127680
ct gat t t cag caaagcct ct gcct gcct gt ct t ggaagt a t ccacat gag gct gct gggg 127740
cct t ggt gt c cccagcagt t t ct agt ct ct aggt ct t gct gt gggt gt ct gt gcagt gag 127800
ggt gt gt gt g gcgct gggt g agct ct gt ct aggcct ggca caggat gcgg t ct ggt agct 127860
gct gct t ct c t t ct gcagaa gcgcagccaa gcaccct ct g gggt t t cagg cccacaccca 127920
gcct gaagt t ct gggagt gg ct cact t t cc aacct t cagg gt ct cccagc agct gact gg 127980
ggagt ggt gg agggaaaagg gat t gt at t a gt ccgt t t t c acgccgct ga t gaagacat a 128040
cccgat act g ggcagt ct aa aagat agagg t ct gat ggac t cacagt t cc acgt gact gg 128100
ggaggcct ga caat cat ggt ggaaggt gaa aggct t gt ct cacacggt gg cagacaagag 128160
aaaagagct t gt gcagggga act cccct t t at aaaaccat cagat ct cgg gagact t at t 128220
cact at cat g agaacagcac gggaaagacc ct cct ct at g at t caat t ac ct cccaccag 128280
gt ccct ccca caacat gt ag gaat t gt ggg aact acaat t caagat gaca t t t gggt ggg 128340
gacacagcca aaccat at ca gggcgt ccca gaaagggt at agggt ct gag acccaagt ca 128400
gcat gagaaa gt at gct t ct cat ggt ggcc cagt t gggt g gaagt ggcag ccgggccgt c 128460
t t t ccaccag gccact caag t agcagct ga gagacccct g ccct ggccag t ccccgccct 128520
cccct ct t gc cact gcct ct ggt t ct gaac agat gggcac cct cat ct t g t at t t gt gat 128580
t aat gt ct aa caat gt agt t t t gt gagaag ggt t t gct ga t acagcct t g ct gcagat gc 128640
t gcgaact gt ggcct ggggc agacct t acc t ccagacacg ccct gaggca ggggagggca 128700
ct ggcccgt a gct ggccgag agct ct cggg t t gcgcgaca gggat act t t t cagcggct g 128760
ggt cgct at c caaagt gaga aaacgaggag ggaccaggag gct gt ccgcc t caagagat g 128820
t gggggccag gt ccagt t at ct ggggaagc agt aagct t c t ct gct gt t t ct aaccccag 128880
gcct cccct g gt ct aaggca gggcct ccca gcct cggggc act t t aaaga t at ct gggcc 128940
t ggccccat c cccacagt ct gact gagt gg gt ct ggat ag ggcct gagca t t ggt gat t t 129000
cct gggt gaa aggaggcccc t cacagt ct c t ggaagct t c t ct gt gt t ag gaaaagct ct 129060
gggct t gact ct gct t t gaa agt caagat c cgcaaat cct ct cagcct ca gt t t ct cct t 129120
cagcaagat g aaat ggaaat gct gt acct a cgt cccgggg t ggt t gt gag acccaaaaaa 129180
gacaat gt t c t ggaaggt t c ct ggt gcgt t gcagt cct ct aagaacct ga gt t agagcca 129240
cgct gagt ct cagct t ct t g gct cct t ct g t t t caaact c gt ccat gt ga t agct cagga 129300
agggt aggca gggccct gcc ccct act cag aaaacaccat cct ggt cct g gggat ccccg 129360
cagcat t agt ccccct gt t t t cccagt gt at t gagaaaaat t gct aacaag cagt ggggca 129420
caccaccagc ct cct gggt t cct t t cagt t t ggggat t t t t ggacat t cc caggaat gt c 129480
t t aaaaaaca ct t caaaaaa cat t aacat a aat at t t t t a t caaagcct g t at t aaat gg 129540
t ct t t caaga aaat acagt a acaggt cagg cat ggt ggct cat gcct gt a accccagcac 129600
t t t gggaggc caaggcaggc agat cacct g aaat caggag t t caagacca acct ggccaa 129660
cacagccaaa t cccat ct ct acaaaaaat a caaaaat t ag ct gggt gt gg t ggcacacac 129720
ct gt agt ccc agct act t gg gaggccgagg caggagaat t gct t gat ccc ggaggcggag 129780
gt t gcagt ga gccgagat cg t gccact gca ct ccagcgt g ggt gacaagg t gaat ct t t g 129840
t ct caaaaaa aaaaaaaaaa aaaagat aaa at acagt at a cagt aat aga gaacaat cct 129900
t t t t t caaag t agt gacccc aaat gaacaa aat at gcat c t agct t aaat gcgaacct gg 129960
t t t t ct ct ac gcccat t caa gcccct gcaa t aggggccct t cacccccgca t ccat ggact 130020
cct aaaat t a t at ggaaaat ggct gt gt gt gagt gt ggat ggacat gt gc acacat at t t 130080
t t ggct t t ac cagat gct ca aagagcct ag gacccaaaaa gggct gagaa t gaccgt gt c 130140
ggccact t ca gggt cat cag gaat t gct gt gcact gct ca ct t ct ccagt gaacact t t c 130200
t gct t ct gt g t t t cct ggt a t cct t t ggga ct cct ggct a ggt cat gt gt t t ct ct act t 130260
t caaaagggc t t cagccagg cacgat ggca t gagcct gt a gt cccagt t g ct ct ggaggt 130320

t aaggt ggga agat t gct t g agcccaggaa t t t gaggcca gcct gggcaa gt agat aggt 130380
agat gat t ga t agat agat a gat agat aaa t agat ggat a gat aagt cgc t agacagt ca 130440
t ccat ccacc cat ccacaca t aaaaaggcc t t t gt cat gt cat gt t t t gt ggcccacct g 130500
ccagt gt t gc ccacagt t gc t gcccct cca aact cat cag t cact ggcaa acaggaggaa 130560
t gt gt ggct c at gt ct gggc at cagt ggct gt gggagaca t cct t gat ct t ct ccagct t 130620
ct cct t ccac at t t t cct t t gcaat ct ggc aat at ct at t aaaat aaaat gt gcat gcct 130680
t t t gacct aa gagct t cact t ct aggaccc act t acacgt gt gt gacat g at gt t cat ac 130740
gggt t t at t t at ct gaggt t gt t cat acac accat t gcct gt aat cact a aaggcgggag 130800
cagcct acac at ccat ccac agaggagt ag at gcct t t t g gt acat ccgt ggcgacggaa 130860
t act aagcag cct gt gt at c t at acact ca cacgt gt t t g t t t at gt gt g gaat at ct ct 130920
ggagggt aca caagaaact t aaaat gat ca ct gt ct ct gg ggagggt acc t gggt gcct g 130980
ggaggcaggt cagggaagga gt gggcacag gt at t accaa t t ggaagaca at aaaaacaa 131040
cagct cct gg ccaggcgcag t ggct cacgc ct gt aat ggc agcact ct ga gaggct gagg 131100
cgggcagat t gct t gcgt cc aggagt t caa gaccagcct g ggcaacat ag caaaaccccg 131160
t t t ct at t aa aaat acaaaa aat t agccag gt gt ggt ggc at gcacct gt aat cccagct 131220
act cgggagg ct gaggt ggg agaat cacct gagcct ggga ggt caaggct gcagt gaggt 131280
gagat t gt gc caccgcact c t agcct gggc gat agagcaa gaccct gt ct caaaaacaaa 131340
caaaaaacag t ccct ggcac t ct gggccag gcct ggcagg gcagt t ggca gggct ggt ct 131400
t t ct ct ggca ct t cat ct ca ccct ccct cc ct t cct ct t c t t gcagat t g aaacccacaa 131460
gct gacct t c cgcgagaacg ccaaagccaa gacagaccac ggggcggaga t cgt gt acaa 131520
gt cgccagt g gt gt ct gggg acacgt ct cc acggcat ct c agcaat gt ct cct ccaccgg 131580
cagcat cgac at ggt agact cgccccagct cgccacgct a gct gacgagg t gt ct gcct c 131640
cct ggccaag cagggt t t gt gat caggccc ct ggggcggt caat aat t gt ggagaggaga 131700
gaat gagaga gt gt ggaaaa aaaaagaat a at gacccggc ccccgccct c t gccccccagc 131760
t gct cct cgc agt t cggt t a at t ggt t aat cact t aacct gct t t t gt ca ct cggct t t g 131820
gct cgggact t caaaat cag t gat gggagt aagagcaaat t t cat ct t t c caaat t gat g 131880
ggt gggct ag t aat aaaat a t t t aaaaaaa aacat t caaa aacat ggcca cat ccaacat 131940
t t cct caggc aat t cct t t t gat t ct t t t t t ct t ccccct ccat gt agaa gagggagaag 132000
gagaggct ct gaaagct gct t ct gggggat t t caagggac t gggggt gcc aaccacct ct 132060
ggccct gt t g t gggggt gt c acagaggcag t ggcagcaac aaaggat t t g aaact t ggt g 132120
t gt t cgt gga gccacaggca gacgat gt ca acct t gt gt g agt gt gacgg gggt t ggggt 132180
ggggcgggag gccacggggg aggccgaggc aggggct ggg cagaggggag aggaagcaca 132240
agaagt ggga gt gggagagg aagccacgt g ct ggagagt a gacat ccccc t cct t gccgc 132300
t gggagagcc aaggcct at g ccacct gcag cgt ct gagcg gccgcct gt c ct t ggt ggcc 132360
gggggt gggg gcct gct gt g ggt cagt gt g ccaccct ct g cagggcagcc t gt gggagaa 132420
gggacagcgg gt aaaaagag aaggcaagct ggcaggaggg t ggcact t cg t ggat gacct 132480
cct t agaaaa gact gacct t gat gt ct t ga gagcgct ggc ct ct t cct cc ct ccct gcag 132540
ggt agggggc ct gagt t gag gggct t ccct ct gct ccaca gaaaccct gt t t t at t gagt 132600
t ct gaaggt t ggaact gct g ccat gat t t t ggccact t t g cagacct ggg act t t agggc 132660
t aaccagt t c t ct t t gt aag gact t gt gcc t ct t gggaga cgt ccacccg t t t ccaagcc 132720
t gggccact g gcat ct ct gg agt gt gt ggg ggt ct gggag gcaggt cccg agcccccct gt 132780
cct t cccacg gccact gcag t cacccct gt ct gcgccgct gt gct gt t gt ct gccgt gag 132840
agcccaat ca ct gcct at ac ccct cat cac acgt cacaat gt cccgaat t cccagcct ca 132900
ccacccct t c t cagt aat ga ccct ggt t gg t t gcaggagg t acct act cc at act gaggg 132960
t gaaat t aag ggaaggcaaa gt ccaggcac aagagt ggga ccccagcct c t cact ct cag 133020
t t ccact cat ccaact ggga ccct caccac gaat ct cat g at ct gat t cg gt t ccct gt c 133080
t cct cct ccc gt cacagat g t gagccaggg cact gct cag ct gt gaccct aggt gt t t ct 133140
gcct t gt t ga cat ggagaga gccct t t ccc ct gagaaggc ct ggcccct t cct gt gct ga 133200
gcccacagca gcaggct ggg t gt ct t ggt t gt cagt ggt g gcaccaggat ggaagggcaa 133260
ggcacccagg gcaggcccac agt cccgct g t cccccact t gcaccct agc t t gt agct gc 133320
caacct ccca gacagcccag cccgct gct c agct ccacat gcat agt at c agccct ccac 133380
acccgacaaa ggggaacaca ccccct t gga aat ggt t ct t t t ccccccagt cccagct gga 133440
agccat gct g t ct gt t ct gc t ggagcagct gaacat at ac at agat gt t g ccct gccct c 133500
cccat ct gca ccct gt t gag t t gt agt t gg at t t gt ct gt t t at gct t gg at t caccaga 133560
gt gact at ga t agt gaaaag aaaaaaaaaa aaaaaaaagg acgcat gt at ct t gaaat gc 133620
t t gt aaagag gt t t ct aacc caccct cacg aggt gt ct ct cacccccaca ct gggact cg 133680
t gt ggcct gt gt ggt gccac cct gct gggg cct cccaagt t t t gaaaggc t t t cct cagc 133740
acct gggacc caacagagac cagct t ct ag cagct aagga ggccgt t cag ct gt gacgaa 133800
ggcct gaagc acaggat t ag gact gaagcg at gat gt ccc ct t ccct act t ccccct t ggg 133860
gct ccct gt g t cagggcaca gact aggt ct t gt ggct ggt ct ggct t gcg gcgcgaggat 133920
ggt t ct ct ct ggt cat agcc cgaagt ct ca t ggcagt ccc aaaggaggct t acaact cct 133980
gcat cacaag aaaaaggaag ccact gccag ct gggggat ct gcagct cc cagaagct cc 134040
gt gagcct ca gccacccct c agact gggt t cct ct ccaag ct cgccct ct ggaggggcag 134100

cgcagcct cc caccaagggc cct gcgacca cagcagggat t gggat gaat t gcct gt cct 134160
ggat ct gct c t agaggccca agct gcct gc ct gaggaagg at gact t gac aagt caggag 134220
acact gt t cc caaagcct t g accagagcac ct cagcccgc t gacct t gca caaact ccat 134280
ct gct gccat gagaaaaggg aagccgcct t t gcaaaacat t gct gcct aa agaaact cag 134340
cagcct cagg cccaat t ct g ccact t ct gg t t t gggt aca gt t aaaggca accct gaggg 134400
act t ggcagt agaaat ccag ggcct cccct ggggct ggca gct t cgt gt g cagct agagc 134460
t t t acct gaa aggaagt ct c t gggcccaga act ct ccacc aagagcct cc ct gccgt t cg 134520
ct gagt ccca gcaat t ct cc t aagt t gaag ggat ct gaga aggagaagga aat gt ggggt 134580
agat t t ggt g gt ggt t agag at at gccccc ct cat t act g ccaacagt t t cggct gcat t 134640
t ct t cacgca cct cggt t cc t ct t cct gaa gt t ct t gt gc cct gct ct t c agcaccat gg 134700
gcct t ct t at acggaaggct ct gggat ct c cccct t gt gg gggcaggct c t t ggggccag 134760
cct aagat ca t ggt t t aggg t gat cagt gc t ggcagat aa at t gaaaagg cacgct ggct 134820
t gt gat ct t a aat gaggaca at cccccag ggct gggcac t cct cccct c cccct cact t c 134880
t cccacct gc agagccagt g t cct t gggt g ggct agat ag gat at act gt at gccggct c 134940
ct t caagct g ct gact cact t t at caat ag t t ccat t t aa at t gact t ca gt ggt gagac 135000
t gt at cct gt t t gct at t gc t t gt t gt gct at gggggag gggggaggaa t gt gt aagat 135060
agt t aacat g ggcaaaggga gat ct t gggg t gcagcact t aaact gcct c gt aaccct t t 135120
t cat gat t t c aaccacat t t gct agaggga gggagcagcc acggagt t ag aggccct t gg 135180
ggt t t ct ct t t t ccact gac aggct t t ccc aggcagct gg ct agt t cat t ccct ccccag 135240
ccaggt gcag gcgt aggaat at ggacat ct ggt t gct t t g gcct gct gcc ct ct t t cagg 135300
ggt cct aagc ccacaat cat gcct ccct aa gacct t ggca t cct t ccct c t aagccgt t g 135360
gcacct ct gt gccacct ct c acact ggct c cagacacaca gcct gt gct t t t ggagct ga 135420
gat cact cgc t t caccct cc t cat ct t t gt t ct ccaagt a aagccacgag gt cggggcga 135480
gggcagaggt gat cacct gc gt gt cccat c t acagacct g cggct t cat a aaact t ct ga 135540
t t t ct ct t ca gct t t gaaaa gggt t accct gggcact ggc ct agagcct c acct cct aat 135600
agact t agcc ccat gagt t t gccat gt t ga gcaggact at t t ct ggcact t gcaagt ccc 135660
at gat t t ct t cggt aat t ct gagggt gggg ggagggacat gaaat cat ct t agct t agct 135720
t t ct gt ct gt gaat gt ct at at agt gt at t gt gt gt t t t a acaaat gat t t acact gact 135780
gt t gct gt aa aagt gaat t t ggaaat aaag t t at t act ct gat t aaat aa ggt ct ccat t 135840
cat ggat t cc aaggacaaga aagt cat at a gaat gt ct at t t t t aagt t ct t t cccacg 135900
cacct t aga t aat t t agct cagaacagga aat gat agt a t t aat aaaag ct ggacat ca 135960
ggat t aacag ct ct ct ct gg ggccct gaag gt gagagt t c t cagact t gc t cat t t gcag 136020
t t gct t ct t t gt gat gct gg caaaccat cc t agt cccat t caaagggcaa t acaaagcct 136080
t gt ggct gac ct cacgat gc agcact cagt t t gcaagacc ggcaccagt g t at gcaaacc 136140
t gagaaggt t ggggat gagg at at gggat c t t t cat ccct ggaaat t t ag t ccagaggcc 136200
t ggggct gga gcagaacacc aagccaat ca gct t aat gaa t ggct t agat t cct gct agg 136260
t t t gcagagc t gcct t ct t t cct t t ggt ac ct t at t at ag at t gaggagt at t t ct gct a 136320
aaccaagat a gggat aacca gat agcat ct t cat agcaat gccacaaagg aaaacaaaaa 136380
caaaacagt a at ccat cat a t t at t cct t a gt aact at gc caaggt cat g at act gaat c 136440
ct t agat t gt t t caaaat ac t act t t t ct t t gct ct t cct gat gt gt t t g ccaccgcagg 136500
cagat gt t t a agt aaaacag at t t t aact g cagct acaaa agcagcaaca ggccagcaaa 136560
agagaagt gc t at ct cagag agcat ggct t t cagagccac aagagacagc ct cact ggct 136620
gt t t cagct t gact gccat g caaagaagag agcagaggga gaaccagccc cacccact t a 136680
t t cat ct t gt acaaaaaaaa agcacct acc agcct aggct acat agt gag acact at ct c 136740
cacaaaaaac ccacgaaaac t agct gggt a t ggt ggcaca t gcct acagt cccagct act 136800
ggt aaggct g t ggt gggagg at ct ct t gag gccaggaagg agat ccaggc t gcagt gagc 136860
caagat t gca ccact gcact ccagt ct gga caat cgagca agat cccat c t caaacaat a 136920
aaaaaaaaaa gcgt gt aacc t cct cagaag aaagat gt t a t aat ct cagg cagcaggcaa 136980
gaaccaat cc aggct ct aag c 137001

<210> 2
<211> 6794
<212> DNA
<213> homo sapi ens

<400> 2
aagggccct g aaact aaat g t gt cccct t a ggaaagcagg agt t t t ct t g caagt ggcaa 60
t ct t ct gct t at gt ct cat t ggccagagct gggt ct t acg gccacccct t gct gcgagca 120
aggct gggac at t gagcat t t t gccgt cca acct ct t t ag cagaat aaac caagggggaa 180
gaacgt t aat agt ggct t t t gagt cact ag t t ggcagt at ct gcccct ct at ct t t ccat 240
cct ccccat g gagt t t caag gt t cct t t ct cagt act t ct t caggct ct g cacgt t cat t 300
t ggat ct t gt gt ct t ggggt gaaaaact gg cccaagt gt c t ccccaagca t ccacct t t g 360
gat t aat t t g gaaaat ggct gt caagt gcc cgcct ct t gc t t ggt at aat gct acagct t 420

t agaggacgc agcaggcat g ggcct t gccg ct gaggt t ct t agcct cat g agaat at cca 480
gat cagat t c t ct t ggct cc t t ct t agagc cagt gat gca agacact t cc t gct cat ct t 540
gt cgggacgg t t t t acaagt t gcct gccat cct gagaaag t ct acaaaac gat gccagac 600
ct cat gccag ct t cccaagc ct t gact ct c agt gct ccct caacaggat t ct ggaagaat 660
ct cccaaaca agt cgcaat g ccct ct ggac cct gt gcagg cat gagact c aagagcat t g 720
gct cccaccc ct ggt ggagg gaacact gct ggggct ggga t ct t gcct gg t t gct ccgcc 780
t gcacccaag acaaccat aa t t aaaat gt c ct t cat t gaa ct t ggaaagc ct t caaagct 840
gacaact cct t at gt gt acc cggaaaggcc t gggagt gt g ccagggcat t gct cgggagg 900
gacgct gat t t ggaagcat t t acct gat ga gagact gaca gcagct cct g gt agccgagc 960
t t t ccct cct gcct ct gct g t gaaggt gga cccat ccaac agt caaat gc ct gact ct gg 1020
acaggagcgg acct at t t at t gccat gcaa gggact ct gc act t t t gaat t gt gggt cat 1080
gggct t ggat t t aggggt t a gagct gggag aagt ct t gga agt cacct ag agat gacact 1140
gccat t t t gc agat gaggaa accgt ccaat caaaat ggac caaggact t g cccaaagcct 1200
cacagcaaaa ccat aggccc ccgcact aac cccagagt cc ct gt gct gt c t t aaggat ca 1260
aat agt t gt a agcaat cat c t ggt t t t cag t at t t ct t ct t t t aaaat gc ct ggggccat 1320
gcccagcagt ct gt t t cact gcagcgt t t a cacagggct g ccgggct t t c ct ggt ggat g 1380
agct gggcgg t t cat gagcc agaaccact c agcagcat gt cagt gt gct t cct ggggagc 1440
t ggt agcagg ggct ccgggc cct act t cag ggct gct t t c t ggcat at gg ct gat cccct 1500
cct cact cct cct ccct gca t t gct cct gc gcaagaagca aaggt gaggg gct gggt at g 1560
gct cgt cct g gcccct ct aa ggt ggat ct c ggt ggt t t ct agat gt gaca gcaccct t ag 1620
t ggat gaggg agct cccggc aagcaggct g ccgcgcagcc ccacacggag at cccagaag 1680
gaaccacagg t gagggt aag ccccagagac ccccaggcag t caaggccct gct gggt gcc 1740
ccagct gacc t gt gacagaa gt gagggagc t t t gcgt gt t t at cct cct g t ggggcagga 1800
acat gggt gg at t ct ggct c ct gggaat ct t gggt t gt ga gt agct cgat gcct t ggt gc 1860
t cagt t acct ccct ggct gc ct gccagcct ct cagagcat t t agggcct t ct ggact t ct 1920
agat gct cct cat ct t gcct cagt cagcgc gt cagt t cca gagact t ct c t gcagggt t t 1980
t ct ggggcag gt ggt ggcag acccgt gcct t ct t gacacc t gaggt cagt ccaccct cct 2040
gct cagact g cccagcacag ggt cacct cc caaggggt gg accccaagat cacct gagcg 2100
cacagagggt gcagat gact ggaccacacc t t t t ggt gat ct t aat gagg t ggt cccaga 2160
ggagct caga cat gcaat ct agcat ccagt t ct gggact c t gt ct cct t t t caaacgt at 2220
t cat gt agaa caggcat gac gagaat gcct t gt caacat g ggt gat gggg aat caat cag 2280
acagggcgcc gggct caagg ct gcagt cac ccaagagt gg ct cagcccac caggccct ag 2340
gaaacgcct g cacagcct gg agct cct gga gt cat t t cct t cat gt ct t c t t cact gcac 2400
t t acgt aaag at gccagcca t t ggt t t ggt gat t t ggagg gt gcccagt t gcccaacaag 2460
aaat gcagaa gaggcct agc caggat t t ca ccagcagt gg agagt agaga agat gt ggcc 2520
agaaaagagt t t cct t t ccc t cct aaagat ggt act ccct gcagct act g gggaagcct g 2580
cagcat t ct c t agggct ct g t gt gt t gaga gcagccccac cct ggcccct t ct gagt gca 2640
t t t ct gct t t gt gact t gat ccgt gaagt c ccct gagat g ggcagagggg at gt cct cga 2700
agct ggggca gagcct cat c ct t gaacgt g aaggacgt t t gaagact gt g gcat gat cac 2760
aggat gagat cacagggaac t t gagt t t ct ct cct cct ct ccct t cacag t t at t t cact 2820
gagggaaat c cct cccct gc ccagaat gaa aact ct agcc aact ct t gac t t t t ccat ca 2880
ct ccaaagt a gt t gaaagt a cat t agt ct c cacagt ggca aaacagt gt g caaaagct aa 2940
at aat t agaa cagccagt cc cat gt gacag t caaagct t c t aact ccat t caaagt t gca 3000
gccat t cccc t cgagggct g gcagggaggg gaggggt aag agaaacagga aggt t ct t ac 3060
t gagt t ggt c ct ggt gt gag ct gcgt caca ct ccct gcag aggt t t caag gagact ct ct 3120
ct ct ct ct gt ct ccat gggg acct t at t t g aat t ct t ct a ct ct t acccc agcct gccat 3180
ct ccagct at cct cccct ga agagccct t c t gct gcgct g gat t ct ggt g gccat gt cat 3240
ct cct cggcc ccgt gggagt ct gaagat ct ggct gcagcc t cacct ct ga ggt cct gct a 3300
gt t gccacct ct t aaacat g at ct gaggct cccat gcact ct gacct gt g cccacat ggg 3360
gcccacggga aacacgct gg caagcaaact gt gggt gt gc agacggt t ct cagggct gca 3420
gcacct gt cc t t t gct ct gc ccccaaagca aggccagccc at ct t ccat c ct ct agt gt t 3480
cct t ggt ggg gccct gacca cagt ccacca ggt ccct aac cagaggggac acacaccagg 3540
t gt cct caat gt at t gcct t gaaacagt t g t gct gggact gt gat ggggg gt ggccat gt 3600
agccaccccc accacccccca agccact ct c t ccaaggaaa t cct cct aaa gat ccct t t a 3660
cat cct ccat gt ggt gggga ggt t ct agag t t gggt gcat gt gt ct t cag ct act gacaa 3720
t gcagacct t agt t ggcacc t cgct ct ggc ct at cct gt t t gct gt t ct t ggcgct ccag 3780
t gaaact ccc cat gggccat ccagt t gggg t gcagt gt gg ccaccccct t gcaggt t cct 3840
gcct t gct gg agagcacagg gccct cct gg ct ct t gt aaa acact cccca t ggt acagag 3900
aggccagcag t gat gt gagg cccaacct cc ct ccat ggt g t t cccaagca gct ccct t t c 3960
t ggggt caag gggt ggcaaa gacagt gcag cgt ccaat t t ct gact caag ccgggcct gg 4020
ct at cgcagc t ct gcact gt gt gt gacagc aaggcaact c acccagt gcc gt ggcagt ga 4080
ccgt gt ccga ggaagcct cc t cacaccct c t gt ct caagg act ct ggcat t t agct ggac 4140
t t gct gt agc t ct gagcct t t ct gccat t g ccat cacct t gt cagaaact caggccgaat 4200

```
ct gcact cag  agt t gt gccc  aggcagt t ga  gccaacact t  gct cagcgat  at t gt cacat  4260
gacaaggcac  t gt caccact  gggcgt cgt g  ggt agcgcag  t gt cggct gg  at ggacccgg  4320
agggt gt ct g  t gt cat gct a  gt gct agt ga  t gggagcccc  gt gagcccat  t gcccgccct  4380
cccat gccct  cagcagct gc  ct ggggacag  ccaat ggcct  gggt gt t t ct  gaggct acca  4440
cat ggct t cc  aggaaact cg  agaacct t t c  t ct ccct t gc  ct acact ct t  cacacaggcc  4500
t gt gct ggcc  agcggt gggg  at ccggcat t  cct at ct t ag  gt gcagaaag  t gact gact c  4560
at t gcaggcc  t gggagat aa  gact gat ggc  ccagccagca  agat gt at gg  at t t ct caga  4620
ggcagt ggcc  t ct gt cat t g  t cct caggaa  at gct ggt ga  t t ct ggt ggc  ct gaggt caa  4680
t gcat gt caa  cgt ggccaac  t t gcct t at a  aact t t t t t  ct ggacaat t  gcgt acact g  4740
t cct gt aaca  gt gt cct gt t  gt t t at gat g  cagaaat agg  t gt t t t t aaa  gcct at t gat  4800
t t t ggt act a  t t aat gt ggt  caggaact t t  ct cagt ct t t  ct t gt t t ggg  gt gagct gt g  4860
gct t cct aaa  caggaaccca  agacaccccc  aaaagct gct  caccagcact  gccagcct cc  4920
ct ct t accaa  gt agcacccg  t t caggacat  t ct gcgaaag  gcat t t gccc  agaagt t ggg  4980
aggaaggaaa  t gt aacat t t  t ggggcacct  accat at gcc  aggcaccagg  ct aaacgt gt  5040
t cacacaaat  t ct ct t act a  accct cacca  t cct t ct aca  agacaaact a  gt at ct t cat  5100
ct t ggggt t c  aagat gagga  aat ggaggct  cagagaggt t  gaat gaat gc  cggt gcct gg  5160
at at gaaccc  cat ct gcct g  act ccgcaac  ccaggcaaag  t ct t t cct t g  aact t cccag  5220
cagccact gc  t t agacacag  cct ccacaac  cat ggct cag  cagcaaat t g  ct t ct ct gac  5280
ct cact cagc  ct gt gt gt cc  t t gt t gagt g  aggcat t cag  gaccct ggt c  ccaaagt gga  5340
gaaagt ct t t  cct act aggt  cat agct aca  cct gcat gt g  ggt gct gt gc  ct t t t gt t t a  5400
gt gaact t t t  at caccagca  t cct cagcaa  t gacat t t gc  agagaagcca  gagct gaggc  5460
acct t ggt at  t ct t gggat g  t gact t t cct  gaat gt t t aa  gggaaaat gc  ccgaaggt ac  5520
agagagct t g  gt t t ct agt a  aacaat aact  gt ct t gct t t  t acccccct t  cat t t gct ga  5580
cacat acacc  agct gaagaa  gcaggcat t g  gagacacccc  cagcct ggaa  gacgaagct g  5640
ct ggt cacgt  gacccaagct  cgcat ggt ca  gt aaaagcaa  agacgggact  ggaagcgat g  5700
acaaaaaagc  caagggggct  gat ggt aaaa  cgaagat cgc  cacaccgcgg  ggagcagccc  5760
ct ccaggcca  gaagggccag  gccaacgcca  ccaggat t cc  agcaaaaacc  ccgcccgct c  5820
caaagacacc  acccagct ct  ggt gaacct c  caaaat cagg  ggat cgcagc  ggct acagca  5880
gccccggct c  cccaggcact  cccggcagcc  gct cccgcac  cccgt ccct t  ccaaccccac  5940
ccacccggga  gcccaagaag  gt ggcagt gg  t ccgt act cc  acccaagt cg  ccgt ct t ccg  6000
ccaagagccg  cct gcagaca  gcccccgt gc  ccat gccaga  cct gaagaat  gt caagt cca  6060
agat cggct c  cact gagaac  ct gaagcacc  agccgggagg  cgggaaggt g  caaat agt ct  6120
acaaaccagt  t gacct gagc  aaggt gacct  ccaagt gt gg  ct cat t aggc  aacat ccat c  6180
at aaaccagg  aggt ggccag  gt ggaagt aa  aat ct gagaa  gct t gact t c  aaggacagag  6240
t ccagt cgaa  gat t gggt cc  ct ggacaat a  t cacccacgt  ccct ggcgga  ggaaat aaaa  6300
agat t gaaac  ccacaagct g  acct t ccgcg  agaacgccaa  agccaagaca  gaccacgggg  6360
cggagat cgt  gt acaagt cg  ccagt ggt gt  ct ggggacac  gt ct ccacgg  cat ct cagca  6420
at gt ct cct c  caccggcagc  at cgacat gg  t agact cgcc  ccagct cgcc  acgct agct g  6480
acgaggt gt c  t gcct ccct g  gccaagcagg  gt t t gt gat c  aggcccct gg  ggcggt caat  6540
aat t gt ggag  aggagagaat  gagagagt gt  ggaaaaaaaa  agaat aat ga  cccggccccc  6600
gccct ct gcc  cccagct gct  cct cgcagt t  cggt t aat t g  gt t aat cact  t aacct gct t  6660
t t gt cact cg  gct t t ggct c  gggact t caa  aat cagt gat  gggagt aaga  gcaaat t t ca  6720
t ct t t ccaaa  t t gat gggt g  ggct agt aat  aaaat at t t a  aaaaaaaaca  t t caaaaaaa  6780
aaaaaaaaaa  aagg                                                                    6794
```

<210> 3
<211> 6816
<212> DNA
<213> homo sapi ens

<220>
<221> CDS
<222> (323)...(2653)

<400> 3

```
ggacggccga  gcggcagggc  gct cgcgcgc  gcccact agt  ggccggagga  gaaggct ccc  60
gcggaggccg  cgct gcccgc  cccct cccct  ggggaggct c  gcgt t cccgc  t gct cgcgcc  120
t gcgccgccc  gccggcct ca  ggaacgcgcc  ct ct t cgccg  gcgcgcgccc  t cgcagt cac  180
cgccacccac  cagct ccggc  accaacagca  gcgccgct gc  caccgcccac  ct t ct gccgc  240
cgccaccaca  gccacct t ct  cct cct ccgc  t gt cct ct cc  cgt cct cgcc  t ct gt cgact  300
at caggt gaa  ct t t gaacca  gg at g gct  gag ccc cgc cag gag t t c gaa gt g  352
                              Met Al a Glu Pro Arg Gln Glu Phe Glu Val
                               1               5                   10
```

```
atg gaa gat cac gct ggg acg tac ggg ttg ggg gac agg aaa gat cag     400
Met Glu Asp His Ala Gly Thr Tyr Gly Leu Gly Asp Arg Lys Asp Gln
                15                  20                  25

ggg ggc tac acc atg cac caa gac caa gag ggt gac acg gac gct ggc     448
Gly Gly Tyr Thr Met His Gln Asp Gln Glu Gly Asp Thr Asp Ala Gly
            30                  35                  40

ctg aaa gaa tct ccc ctg cag acc ccc act gag gac gga tct gag gaa     496
Leu Lys Glu Ser Pro Leu Gln Thr Pro Thr Glu Asp Gly Ser Glu Glu
        45                  50                  55

ccg ggc tct gaa acc tct gat gct aag agc act cca aca gcg gaa gat     544
Pro Gly Ser Glu Thr Ser Asp Ala Lys Ser Thr Pro Thr Ala Glu Asp
    60                  65                  70

gtg aca gca ccc tta gtg gat gag gga gct ccc ggc aag cag gct gcc     592
Val Thr Ala Pro Leu Val Asp Glu Gly Ala Pro Gly Lys Gln Ala Ala
75                  80                  85                  90

gcg cag ccc cac acg gag atc cca gaa gga acc aca gct gaa gaa gca     640
Ala Gln Pro His Thr Glu Ile Pro Glu Gly Thr Thr Ala Glu Glu Ala
                95                  100                 105

ggc att gga gac acc ccc agc ctg gaa gac gaa gct gct ggt cac gtg     688
Gly Ile Gly Asp Thr Pro Ser Leu Glu Asp Glu Ala Ala Gly His Val
            110                 115                 120

acc caa gag cct gaa agt ggt aag gtg gtc cag gaa ggc ttc ctc cga     736
Thr Gln Glu Pro Glu Ser Gly Lys Val Val Gln Glu Gly Phe Leu Arg
        125                 130                 135

gag cca ggc ccc cca ggt ctg agc cac cag ctc atg tcc ggc atg cct     784
Glu Pro Gly Pro Pro Gly Leu Ser His Gln Leu Met Ser Gly Met Pro
    140                 145                 150

ggg gct ccc ctc ctg cct gag ggc ccc aga gag gcc aca cgc caa cct     832
Gly Ala Pro Leu Leu Pro Glu Gly Pro Arg Glu Ala Thr Arg Gln Pro
155                 160                 165                 170

tcg ggg aca gga cct gag gac aca gag ggc ggc cgc cac gcc cct gag     880
Ser Gly Thr Gly Pro Glu Asp Thr Glu Gly Gly Arg His Ala Pro Glu
                175                 180                 185

ctg ctc aag cac cag ctt cta gga gac ctg cac cag gag ggg ccg ccg     928
Leu Leu Lys His Gln Leu Leu Gly Asp Leu His Gln Glu Gly Pro Pro
            190                 195                 200

ctg aag ggg gca ggg ggc aaa gag agg ccg ggg agc aag gag gag gtg     976
Leu Lys Gly Ala Gly Gly Lys Glu Arg Pro Gly Ser Lys Glu Glu Val
        205                 210                 215

gat gaa gac cgc gac gtc gat gag tcc tcc ccc caa gac tcc cct ccc     1024
Asp Glu Asp Arg Asp Val Asp Glu Ser Ser Pro Gln Asp Ser Pro Pro
    220                 225                 230

tcc aag gcc tcc cca gcc caa gat ggg cgg cct ccc cag aca gcc gcc     1072
Ser Lys Ala Ser Pro Ala Gln Asp Gly Arg Pro Pro Gln Thr Ala Ala
235                 240                 245                 250

aga gaa gcc acc agc atc cca ggc ttc cca gcg gag ggt gcc atc ccc     1120
Arg Glu Ala Thr Ser Ile Pro Gly Phe Pro Ala Glu Gly Ala Ile Pro
```

```
                    255                 260                 265

ctc cct gtg gat ttc ctc tcc aaa gtt tcc aca gag atc cca gcc tca     1168
Leu Pro Val Asp Phe Leu Ser Lys Val Ser Thr Glu Ile Pro Ala Ser
            270                 275                 280

gag ccc gac ggg ccc agt gta ggg cgg gcc aaa ggg cag gat gcc ccc     1216
Glu Pro Asp Gly Pro Ser Val Gly Arg Ala Lys Gly Gln Asp Ala Pro
        285                 290                 295

ctg gag ttc acg ttt cac gtg gaa atc aca ccc aac gtg cag aag gag     1264
Leu Glu Phe Thr Phe His Val Glu Ile Thr Pro Asn Val Gln Lys Glu
    300                 305                 310

cag gcg cac tcg gag gag cat ttg gga agg gct gca ttt cca ggg gcc     1312
Gln Ala His Ser Glu Glu His Leu Gly Arg Ala Ala Phe Pro Gly Ala
315                 320                 325                 330

cct gga gag ggg cca gag gcc cgg ggc ccc tct ttg gga gag gac aca     1360
Pro Gly Glu Gly Pro Glu Ala Arg Gly Pro Ser Leu Gly Glu Asp Thr
                335                 340                 345

aaa gag gct gac ctt cca gag ccc tct gaa aag cag cct gct gct gct     1408
Lys Glu Ala Asp Leu Pro Glu Pro Ser Glu Lys Gln Pro Ala Ala Ala
            350                 355                 360

ccg cgg ggg aag ccc gtc agc cgg gtc cct caa ctc aaa gct cgc atg     1456
Pro Arg Gly Lys Pro Val Ser Arg Val Pro Gln Leu Lys Ala Arg Met
        365                 370                 375

gtc agt aaa agc aaa gac ggg act gga agc gat gac aaa aaa gcc aag     1504
Val Ser Lys Ser Lys Asp Gly Thr Gly Ser Asp Asp Lys Lys Ala Lys
    380                 385                 390

aca tcc aca cgt tcc tct gct aaa acc ttg aaa aat agg cct tgc ctt     1552
Thr Ser Thr Arg Ser Ser Ala Lys Thr Leu Lys Asn Arg Pro Cys Leu
395                 400                 405                 410

agc ccc aaa cac ccc act cct ggt agc tca gac cct ctg atc caa ccc     1600
Ser Pro Lys His Pro Thr Pro Gly Ser Ser Asp Pro Leu Ile Gln Pro
                415                 420                 425

tcc agc cct gct gtg tgc cca gag cca cct tcc tct cct aaa tac gtc     1648
Ser Ser Pro Ala Val Cys Pro Glu Pro Pro Ser Ser Pro Lys Tyr Val
            430                 435                 440

tct tct gtc act tcc cga act ggc agt tct gga gca aag gag atg aaa     1696
Ser Ser Val Thr Ser Arg Thr Gly Ser Ser Gly Ala Lys Glu Met Lys
        445                 450                 455

ctc aag ggg gct gat ggt aaa acg aag atc gcc aca ccg cgg gga gca     1744
Leu Lys Gly Ala Asp Gly Lys Thr Lys Ile Ala Thr Pro Arg Gly Ala
    460                 465                 470

gcc cct cca ggc cag aag ggc cag gcc aac gcc acc agg att cca gca     1792
Ala Pro Pro Gly Gln Lys Gly Gln Ala Asn Ala Thr Arg Ile Pro Ala
475                 480                 485                 490

aaa acc ccg ccc gct cca aag aca cca ccc agc tct gcg act aag caa     1840
Lys Thr Pro Pro Ala Pro Lys Thr Pro Pro Ser Ser Ala Thr Lys Gln
                495                 500                 505

gtc cag aga aga cca ccc cct gca ggg ccc aga tct gag aga ggt gaa     1888
```

```
Val Gln Arg Arg Pro Pro Pro Ala Gly Pro Arg Ser Glu Arg Gly Glu
            510                 515                 520

cct cca aaa tca ggg gat cgc agc ggc tac agc agc ccc ggc tcc cca     1936
Pro Pro Lys Ser Gly Asp Arg Ser Gly Tyr Ser Ser Pro Gly Ser Pro
        525                 530                 535

ggc act ccc ggc agc cgc tcc cgc acc ccg tcc ctt cca acc cca ccc     1984
Gly Thr Pro Gly Ser Arg Ser Arg Thr Pro Ser Leu Pro Thr Pro Pro
    540                 545                 550

acc cgg gag ccc aag aag gtg gca gtg gtc cgt act cca ccc aag tcg     2032
Thr Arg Glu Pro Lys Lys Val Ala Val Val Arg Thr Pro Pro Lys Ser
555                 560                 565                 570

ccg tct tcc gcc aag agc cgc ctg cag aca gcc ccc gtg ccc atg cca     2080
Pro Ser Ser Ala Lys Ser Arg Leu Gln Thr Ala Pro Val Pro Met Pro
                575                 580                 585

gac ctg aag aat gtc aag tcc aag atc ggc tcc act gag aac ctg aag     2128
Asp Leu Lys Asn Val Lys Ser Lys Ile Gly Ser Thr Glu Asn Leu Lys
            590                 595                 600

cac cag ccg gga ggc ggg aag gtg cag ata att aat aag aag ctg gat     2176
His Gln Pro Gly Gly Gly Lys Val Gln Ile Ile Asn Lys Lys Leu Asp
        605                 610                 615

ctt agc aac gtc cag tcc aag tgt ggc tca aag gat aat atc aaa cac     2224
Leu Ser Asn Val Gln Ser Lys Cys Gly Ser Lys Asp Asn Ile Lys His
    620                 625                 630

gtc ccg gga ggc ggc agt gtg caa ata gtc tac aaa cca gtt gac ctg     2272
Val Pro Gly Gly Gly Ser Val Gln Ile Val Tyr Lys Pro Val Asp Leu
635                 640                 645                 650

agc aag gtg acc tcc aag tgt ggc tca tta ggc aac atc cat cat aaa     2320
Ser Lys Val Thr Ser Lys Cys Gly Ser Leu Gly Asn Ile His His Lys
                655                 660                 665

cca gga ggt ggc cag gtg gaa gta aaa tct gag aag ctt gac ttc aag     2368
Pro Gly Gly Gly Gln Val Glu Val Lys Ser Glu Lys Leu Asp Phe Lys
            670                 675                 680

gac aga gtc cag tcg aag att ggg tcc ctg gac aat atc acc cac gtc     2416
Asp Arg Val Gln Ser Lys Ile Gly Ser Leu Asp Asn Ile Thr His Val
        685                 690                 695

cct ggc gga gga aat aaa aag att gaa acc cac aag ctg acc ttc cgc     2464
Pro Gly Gly Gly Asn Lys Lys Ile Glu Thr His Lys Leu Thr Phe Arg
    700                 705                 710

gag aac gcc aaa gcc aag aca gac cac ggg gcg gag atc gtg tac aag     2512
Glu Asn Ala Lys Ala Lys Thr Asp His Gly Ala Glu Ile Val Tyr Lys
715                 720                 725                 730

tcg cca gtg gtg tct ggg gac acg tct cca cgg cat ctc agc aat gtc     2560
Ser Pro Val Val Ser Gly Asp Thr Ser Pro Arg His Leu Ser Asn Val
                735                 740                 745

tcc tcc acc ggc agc atc gac atg gta gac tcg ccc cag ctc gcc acg     2608
Ser Ser Thr Gly Ser Ile Asp Met Val Asp Ser Pro Gln Leu Ala Thr
            750                 755                 760
```

```
cta gct gac gag gtg tct gcc tcc ctg gcc aag cag ggt ttg tga      2653
Leu Ala Asp Glu Val Ser Ala Ser Leu Ala Lys Gln Gly Leu
        765                 770                 775

tcaggcccct ggggcggtca ataattgtgg agaggagaga atgagagagt gtggaaaaaa 2713
aaagaataat gacccggccc ccgccctctg cccccagctg ctcctcgcag ttcggttaat 2773
tggttaatca cttaacctgc ttttgtcact cggctttggc tcgggacttc aaaatcagtg 2833
atgggagtaa gagcaaattt catctttcca aattgatggg tgggctagta ataaaatatt 2893
taaaaaaaaa cattcaaaaa catggccaca tccaacattt cctcaggcaa ttcctttttga 2953
ttctttttttc ttccccctcc atgtagaaga gggagaagga gaggctctga aagctgcttc 3013
tgggggattt caagggactg ggggtgccaa ccacctctgg ccctgttgtg ggggtgtcac 3073
agaggcagtg gcagcaacaa aggatttgaa acttggtgtg ttcgtggagc cacaggcaga 3133
cgatgtcaac cttgtgtgag tgtgacgggg gttggggtgg ggcgggaggc cacgggggag 3193
gccgaggcag gggctgggca gaggggagag gaagcacaag aagtgggagt gggagaggaa 3253
gccacgtgct ggagagtaga catccccctc cttgccgctg ggagagccaa ggcctatgcc 3313
acctgcagcg tctgagcggc cgcctgtcct tggtggccgg gggtgggggc ctgctgtggg 3373
tcagtgtgcc acccctctgca gggcagcctg tgggagaagg gacagcgggt aaaaagagaa 3433
ggcaagctgg caggagggtg gcacttcgtg gatgacctcc ttagaaaaga ctgacctttga 3493
tgtcttgaga gcgctggcct cttcctccct ccctgcaggg taggggggcct gagttgaggg 3553
gcttccctct gctccacaga aaccctgttt tattgagttc tgaaggttgg aactgctgcc 3613
atgattttgg ccacttttgca gacctgggac tttagggctta accagttctc tttgtaagga 3673
cttgtgcctc ttgggagacg tccacccgtt tccaagcctg ggccactggc atctctggag 3733
tgtgtggggg tctgggaggc aggtcccgag ccccctgtcc ttcccacggc cactgcagtc 3793
accccgtctg cgccgctgtg ctgttgtctg ccgtgagagc ccaatcactg cctataccccc 3853
tcatcacacg tcacaatgtc ccgaattccc agcctcacca ccccttctca gtaatgaccc 3913
tggttggttg caggaggtac ctactccata ctgagggtga aattaaggga aggcaaagtc 3973
caggcacaag agtgggaccc cagcctctca ctctcagttc cactcatcca actgggaccc 4033
tcaccacgaa tctcatgatc tgattcggtt ccctgtctcc tcctcccgtc acagatgtga 4093
gccagggcac tgctcagctg tgaccctagg tgttctgcc ttgttgacat ggagagagcc 4153
cttttcccctg agaaggcctg gcccctttcct gtgctgagcc cacagcagca ggctgggtgt 4213
cttggttgtc agtggtggca ccaggatgga agggcaaggc acccagggca ggcccacagt 4273
cccgctgtcc cccacttgca ccctagcttg tagctgccaa cctcccagac agcccagccc 4333
gctgctcagc tccacatgca tagtatcagc cctccacacc cgacaaaggg gaacacaccc 4393
cttggaaat ggttctttttc ccccagtccc agctggaagc catgctgtct gttctgctgg 4453
agcagctgaa catatacata gatgttgccc tgccctcccc atctgcaccc tgttgagttg 4513
tagttggatt tgtctgtttta tgcttggatt caccagagtg actatgatag tgaaaagaaa 4573
aaaaaaaaaa aaaaaggacg catgtatctt gaaatgcttg taaagaggtt tctaacccac 4633
cctcacgagg tgtctctcac ccccacactg ggactcgtgt ggcctgtgtg gtgccaccct 4693
gctggggcct cccaagtttt gaaaggcttt cctcagcacc tgggacccaa cagagaccag 4753
cttctagcag ctaaggaggc cgttcagctg tgacgaaggc ctgaagcaca ggattaggac 4813
tgaagcgatg atgtcccctt ccctacttcc cctttggggct ccctgtgtca gggcacagac 4873
taggtcttgt ggctggtctg gcttgcggcg cgaggatggt tctctctggt catagcccga 4933
agtctcatgg cagtcccaaa ggaggcttac aacctcctgca tcacaagaaa aaggaagcca 4993
ctgccagctg gggggatctg cagctcccag aagctccgtg agcctcagcc acccctcaga 5053
ctgggttcct ctccaagctc gccctctgga ggggcagcgc agcctcccac caagggccct 5113
gcgaccacag cagggattgg gatgaattgc ctgtcctgga tctgctctag aggcccaagc 5173
tgcctgcctg aggaaggatg acttgacaag tcaggagaca ctgttcccaa agccttgacc 5233
agagcacctc agcccgctga ccttgcacaa actccatctg ctgccatgag aaaagggaag 5293
ccgcctttgc aaaacattgc tgcctaaaga aactcagcag cctcaggccc aattctgcca 5353
cttctggttt gggtacagtt aaaggcaacc ctgagggact tggcagtaga aatccagggc 5413
ctcccctggg gctggcagct tcgtgtgcag ctagagcttt acctgaaagg aagtctctgg 5473
gcccagaact ctccaccaag agcctccctg ccgttcgctg agtcccagca attctcctaa 5533
gttgaaggga tctgagaagg agaaggaaat gtggggtaga tttggtggtg gttagagata 5593
tgcccccctc attactgcca acagtttcgg ctgcatttct tcacgcacct cggttcctct 5653
tcctgaagtt cttgtgccct gctcttcagc accatgggcc ttcttatacg gaaggctctg 5713
ggatctcccc cttgtggggc aggcttttgg ggccagccta agatcatggt tttagggtgat 5773
cagtgctggc agataaattg aaaaggcacg ctggcttgtg atcttaaatg aggacaatcc 5833
ccccagggct gggcactcct cccctcccct cacttctccc acctgcagag ccagtgtcct 5893
tgggtgggct agataggata tactgtatgc cggctcttc aagctgctga ctcacttttat 5953
caatagttcc atttaaattg acttcagtgg tgagactgta tcctgtttgc tattgcttgt 6013
tgtgctatgg ggggaggggg gaggaatgtg taagatagtt aacatgggca aagggagatc 6073
ttggggtgca gcacttaaac tgcctcgtaa ccctttttcat gatttcaacc acatttgcta 6133
gagggaggga gcagccacgg agttagaggc cctttggggtt tctctttttcc actgacaggc 6193
```

```
tttcccaggc agctggctag ttcattccct ccccagccag gtgcaggcgt aggaatatgg 6253
acatctggtt gctttggcct gctgccctct ttcaggggtc ctaagcccac aatcatgcct 6313
ccctaagacc ttggcatcct tccctctaag ccgttggcac ctctgtgcca cctctcacac 6373
tggctccaga cacacagcct gtgcttttgg agctgagatc actcgcttca ccctcctcat 6433
ctttgttctc caagtaaagc cacgaggtcg gggcgagggc agaggtgatc acctgcgtgt 6493
cccatctaca gacctgcagc ttcataaaac ttctgatttc tcttcagctt tgaaaagggt 6553
taccctgggc actggcctag agcctcacct cctaatagac ttagccccat gagtttgcca 6613
tgttgagcag gactatttct ggcacttgca agtcccatga tttcttcggt aattctgagg 6673
gtgggggag ggacatgaaa tcatcttagc ttagctttct gtctgtgaat gtctatatag 6733
tgtattgtgt gttttaacaa atgatttaca ctgactgttg ctgtaaaagt gaatttggaa 6793
ataaagttat tactctgatt aaa                                         6816
```

<210> 4
<211> 5724
<212> DNA
<213> homo sapiens

<220>
<221> CDS
<222> (323)...(1561)

<400> 4

```
ggacggccga gcggcagggc gctcgcgcgc gcccactagt ggccggagga gaaggctccc 60
gcggaggccg cgctgcccgc cccctcccct ggggaggctc gcgttcccgc tgctcgcgcc 120
tgcgccgccc gccggcctca ggaacgcgcc ctcttcgccg gcgcgcgccc tcgcagtcac 180
cgccacccac cagctccggc accaacagca gcgccgctgc caccgcccac cttctgccgc 240
cgccaccaca gccaccttct cctcctccgc tgtcctctcc cgtcctcgcc tctgtcgact 300
atcaggtgaa ctttgaacca gg atg gct gag ccc cgc cag gag ttc gaa gtg  352
                          Met Ala Glu Pro Arg Gln Glu Phe Glu Val
                           1               5                  10

atg gaa gat cac gct ggg acg tac ggg ttg ggg gac agg aaa gat cag   400
Met Glu Asp His Ala Gly Thr Tyr Gly Leu Gly Asp Arg Lys Asp Gln
                15                  20                  25

ggg ggc tac acc atg cac caa gac caa gag ggt gac acg gac gct ggc   448
Gly Gly Tyr Thr Met His Gln Asp Gln Glu Gly Asp Thr Asp Ala Gly
            30                  35                  40

ctg aaa gaa tct ccc ctg cag acc ccc act gag gac gga tct gag gaa   496
Leu Lys Glu Ser Pro Leu Gln Thr Pro Thr Glu Asp Gly Ser Glu Glu
        45                  50                  55

ccg ggc tct gaa acc tct gat gct aag agc act cca aca gcg gaa gct   544
Pro Gly Ser Glu Thr Ser Asp Ala Lys Ser Thr Pro Thr Ala Glu Ala
    60                  65                  70

gaa gaa gca ggc att gga gac acc ccc agc ctg gaa gac gaa gct gct   592
Glu Glu Ala Gly Ile Gly Asp Thr Pro Ser Leu Glu Asp Glu Ala Ala
75                  80                  85                  90

ggt cac gtg acc caa gct cgc atg gtc agt aaa agc aaa gac ggg act   640
Gly His Val Thr Gln Ala Arg Met Val Ser Lys Ser Lys Asp Gly Thr
                95                  100                 105

gga agc gat gac aaa aaa gcc aag ggg gct gat ggt aaa acg aag atc   688
Gly Ser Asp Asp Lys Lys Ala Lys Gly Ala Asp Gly Lys Thr Lys Ile
            110                 115                 120

gcc aca ccg cgg gga gca gcc cct cca ggc cag aag ggc cag gcc aac   736
Ala Thr Pro Arg Gly Ala Ala Pro Pro Gly Gln Lys Gly Gln Ala Asn
        125                 130                 135
```

gcc acc agg att cca gca aaa acc ccg ccc gct cca aag aca cca ccc 784
Ala Thr Arg Ile Pro Ala Lys Thr Pro Pro Ala Pro Lys Thr Pro Pro
140 145 150

agc tct ggt gaa cct cca aaa tca ggg gat cgc agc ggc tac agc agc 832
Ser Ser Gly Glu Pro Pro Lys Ser Gly Asp Arg Ser Gly Tyr Ser Ser
155 160 165 170

ccc ggc tcc cca ggc act ccc ggc agc cgc tcc cgc acc ccg tcc ctt 880
Pro Gly Ser Pro Gly Thr Pro Gly Ser Arg Ser Arg Thr Pro Ser Leu
175 180 185

cca acc cca ccc acc cgg gag ccc aag aag gtg gca gtg gtc cgt act 928
Pro Thr Pro Pro Thr Arg Glu Pro Lys Lys Val Ala Val Val Arg Thr
190 195 200

cca ccc aag tcg ccg tct tcc gcc aag agc cgc ctg cag aca gcc ccc 976
Pro Pro Lys Ser Pro Ser Ser Ala Lys Ser Arg Leu Gln Thr Ala Pro
205 210 215

gtg ccc atg cca gac ctg aag aat gtc aag tcc aag atc ggc tcc act 1024
Val Pro Met Pro Asp Leu Lys Asn Val Lys Ser Lys Ile Gly Ser Thr
220 225 230

gag aac ctg aag cac cag ccg gga ggc ggg aag gtg cag ata att aat 1072
Glu Asn Leu Lys His Gln Pro Gly Gly Gly Lys Val Gln Ile Ile Asn
235 240 245 250

aag aag ctg gat ctt agc aac gtc cag tcc aag tgt ggc tca aag gat 1120
Lys Lys Leu Asp Leu Ser Asn Val Gln Ser Lys Cys Gly Ser Lys Asp
255 260 265

aat atc aaa cac gtc ccg gga ggc ggc agt gtg caa ata gtc tac aaa 1168
Asn Ile Lys His Val Pro Gly Gly Gly Ser Val Gln Ile Val Tyr Lys
270 275 280

cca gtt gac ctg agc aag gtg acc tcc aag tgt ggc tca tta ggc aac 1216
Pro Val Asp Leu Ser Lys Val Thr Ser Lys Cys Gly Ser Leu Gly Asn
285 290 295

atc cat cat aaa cca gga ggt ggc cag gtg gaa gta aaa tct gag aag 1264
Ile His His Lys Pro Gly Gly Gly Gln Val Glu Val Lys Ser Glu Lys
300 305 310

ctt gac ttc aag gac aga gtc cag tcg aag att ggg tcc ctg gac aat 1312
Leu Asp Phe Lys Asp Arg Val Gln Ser Lys Ile Gly Ser Leu Asp Asn
315 320 325 330

atc acc cac gtc cct ggc gga gga aat aaa aag att gaa acc cac aag 1360
Ile Thr His Val Pro Gly Gly Gly Asn Lys Lys Ile Glu Thr His Lys
335 340 345

ctg acc ttc cgc gag aac gcc aaa gcc aag aca gac cac ggg gcg gag 1408
Leu Thr Phe Arg Glu Asn Ala Lys Ala Lys Thr Asp His Gly Ala Glu
350 355 360

atc gtg tac aag tcg cca gtg gtg tct ggg gac acg tct cca cgg cat 1456
Ile Val Tyr Lys Ser Pro Val Val Ser Gly Asp Thr Ser Pro Arg His
365 370 375

ctc agc aat gtc tcc tcc acc ggc agc atc gac atg gta gac tcg ccc 1504
Leu Ser Asn Val Ser Ser Thr Gly Ser Ile Asp Met Val Asp Ser Pro
380 385 390

```
cag ctc gcc acg cta gct gac gag gtg tct gcc tcc ctg gcc aag cag    1552
Gln Leu Ala Thr Leu Ala Asp Glu Val Ser Ala Ser Leu Ala Lys Gln
395                 400                 405                 410

ggt ttg tga tcaggcccct ggggcggtca ataattgtgg agaggagaga            1601
Gly Leu

atgagagagt gtggaaaaaa aaagaataat gacccggccc ccgccctctg cccccagctg 1661
ctcctcgcag ttcggttaat tggttaatca cttaacctgc ttttgtcact cggctttggc 1721
tcgggacttc aaaatcagtg atgggagtaa gagcaaattt catctttcca aattgatggg 1781
tgggctagta ataaaatatt taaaaaaaaa cattcaaaaa catggccaca tccaacattt 1841
cctcaggcaa ttccttttga ttctttttc ttccccctcc atgtagaaga gggagaagga 1901
gaggctctga aagctgcttc tgggggattt caagggactg ggggtgccaa ccacctctgg 1961
ccctgttgtg ggggtgtcac agaggcagtg gcagcaacaa aggatttgaa acttggtgtg 2021
ttcgtggagc cacaggcaga cgatgtcaac cttgtgtgag tgtgacgggg gttggggtgg 2081
ggcgggaggc cacgggggag gccgaggcag gggctgggca gaggggagag gaagcacaag 2141
aagtgggagt gggagaggaa gccacgtgct ggagagtaga catccccctc cttgccgctg 2201
ggagagccaa ggcctatgcc acctgcagcg tctgagcggc cgcctgtcct tggtggccgg 2261
gggtgggggc ctgctgtggg tcagtgtgcc accctctgca gggcagcctg tgggagaagg 2321
gacagcgggt aaaaagagaa ggcaagctgg caggagggtg gcacttcgtg gatgacctcc 2381
ttagaaaaga ctgacctttga tgtcttgaga gcgctggcct cttcctccct cccctgcaggg 2441
taggggggcct gagttgaggg gcttcccctct gctccacaga aaccctgttt tattgagttc 2501
tgaaggttgg aactgctgcc atgattttgg ccacttttgca gacctgggac tttagggctta 2561
accagttctc tttgtaagga cttgtgcctc ttgggagacg tccacccgtt tccaagcctg 2621
ggccactggc atctctggag tgtgtggggg tctgggaggc aggtcccgag ccccctgtcc 2681
ttcccacggc cactgcagtc accccgtctg cgccgctgtg ctgttgtctg ccgtgagagc 2741
ccaatcactg cctatacccc tcatcacacg tcacaatgtc ccgaattccc agcctcacca 2801
cccctttctca gtaatgaccc tggttggttg caggaggtac ctactccata ctgagggtga 2861
aattaaggga aggcaaagtc caggcacaag agtgggaccc cagcctctca ctctcagttc 2921
cactcatcca actgggaccc tcaccacgaa tctcatgatc tgattcggtt ccctgtctcc 2981
tcctcccgtc acagatgtga gccagggcac tgctcagctg tgaccctagg tgtttctgcc 3041
ttgttgacat ggagagagcc ctttcccctg agaaggcctg gcccctttcct gtgctgagcc 3101
cacagcagca ggctgggtgt cttggttgtc agtggtggca ccaggatgga agggcaaggc 3161
acccagggca ggcccacagt cccgctgtcc cccacttgca ccctagcttg tagctgccaa 3221
cctcccagac agcccagccc gctgctcagc tccacatgca tagtatcagc cctccacacc 3281
cgacaaaggg gaacacaccc cctttggaaat ggttctttttc ccccagtccc agctggaagc 3341
catgctgtct gttctgctgg agcagctgaa catatacata gatgttgccc tgccctcccc 3401
atctgcaccc tgttgagttg tagttggatt tgtctgtttta tgcttggatt caccagagtg 3461
actatgatag tgaaaagaaa aaaaaaaaaa aaaaaggacg catgtatctt gaaatgcttg 3521
taaagaggtt tctaacccac cctcacgagg tgtctctcac ccccacactg ggactcgtgt 3581
ggcctgtgtg gtgccaccct gctggggcct cccaagtttt gaaaggcttt cctcagcacc 3641
tgggacccaa cagagaccag cttctagcag ctaaggaggc cgttcagctg tgacgaaggc 3701
ctgaagcaca ggattaggac tgaagcgatg atgtcccctt ccctacttcc cctttggggct 3761
ccctgtgtca gggcacagac taggtctttgt ggctggtctg gcttgcggcg cgaggatggt 3821
tctctctggt catagcccga agtctcatgg cagtcccaaa ggaggcttac aactcctgca 3881
tcacaagaaa aaggaagcca ctgccagctg gggggatctg cagctcccag aagctccgtg 3941
agcctcagcc acccctcaga ctgggttcct ctccaagctc gccctctgga ggggcagcgc 4001
agcctcccac caagggccct gcgaccacag cagggattgg gatgaattgc ctgtcctgga 4061
tctgctctag aggcccaagc tgcctgcctg aggaaggatg acttgacaag tcaggagaca 4121
ctgttcccaa agccttgacc agagcacctc agcccgctga ccttgcacaa actccatctg 4181
ctgccatgag aaaagggaag ccgcctttgc aaaacattgc tgcctaaaga aactcagcag 4241
cctcaggccc aattctgcca cttctggttt gggtacagtt aaaggcaacc ctgagggact 4301
tggcagtaga aatccagggc ctcccctggg gctggcagct tcgtgtgcag ctagagcttt 4361
acctgaaagg aagtctctgg gcccagaact ctccaccaag agcctcccctg ccgttcgctg 4421
agtcccagca attctcctaa gttgaaggga tctgagaagg agaaggaaat gtggggtaga 4481
tttggtggtg gttagagata tgcccccctc attactgcca acagtttcgg ctgcatttct 4541
tcacgcacct cggttcctct tcctgaagtt cttgtgccct gctcttcagc accatgggcc 4601
ttcttatacg gaaggctctg ggatctcccc cttgtggggc aggctcttgg ggccagccta 4661
agatcatggt tttagggtgat cagtgctggc agataaattg aaaaggcacg ctggcttgtg 4721
atcttaaatg aggacaatcc ccccagggct gggcactcct cccctcccct cacttctccc 4781
acctgcagag ccagtgtcct tgggtgggct agataggata tactgtatgc cggctcctc 4841
```

```
aagctgctga ctcactttat caatagttcc atttaaattg acttcagtgg tgagactgta 4901
tcctgtttgc tattgcttgt tgtgctatgg ggggaggggg gaggaatgtg taagatagtt 4961
aacatgggca aagggagatc ttggggtgca gcacttaaac tgcctcgtaa ccctttttcat 5021
gatttcaacc acatttgcta gagggaggga gcagccacgg agttagaggc ccttggggtt 5081
tctcttttcc actgacaggc tttcccaggc agctggctag ttcattccct ccccagccag 5141
gtgcaggcgt aggaatatgg acatctggtt gctttggcct gctgccctct ttcaggggtc 5201
ctaagcccac aatcatgcct ccctaagacc ttggcatcct tccctctaag ccgttggcac 5261
ctctgtgcca cctctcacac tggctccaga cacacagcct gtgcttttgg agctgagatc 5321
actcgcttca ccctcctcat ctttgttctc caagtaaagc cacgaggtcg gggcgagggc 5381
agaggtgatc acctgcgtgt cccatctaca gacctgcagc ttcataaaac ttctgatttc 5441
tcttcagctt tgaaaagggt taccctgggc actggcctag agcctcacct cctaatagac 5501
ttagccccat gagtttgcca tgttgagcag gactatttct ggcacttgca agtcccatga 5561
tttcttcggt aattctgagg gtgggggggag ggacatgaaa tcatcttagc ttagctttct 5621
gtctgtgaat gtctatatag tgtattgtgt gttttaacaa atgatttaca ctgactgttg 5681
ctgtaaaagt gaatttggaa ataaagttat tactctgatt aaa                   5724
```

<210> 5
<211> 5631
<212> DNA
<213> homo sapiens

<220>
<221> CDS
<222> (323)...(1468)

<400> 5

```
ggacggccga gcggcagggc gctcgcgcgc gcccactagt ggccggagga gaaggctccc 60
gcggaggccg cgctgcccgc cccctcccct ggggaggctc gcgttcccgc tgctcgcgcc 120
tgcgccgccc gccggcctca ggaacgcgcc ctcttcgccg gcgcgcgccc tcgcagtcac 180
cgccacccac cagctccggc accaacagca gcgccgctgc caccgcccac cttctgccgc 240
cgccaccaca gccacctctt cctcctccgc tgtcctctcc cgtcctcgcc tctgtcgact 300
atcaggtgaa ctttgaacca gg atg gct gag ccc cgc cag gag ttc gaa gtg  352
                          Met Ala Glu Pro Arg Gln Glu Phe Glu Val
                           1               5                  10

atg gaa gat cac gct ggg acg tac ggg ttg ggg gac agg aaa gat cag   400
Met Glu Asp His Ala Gly Thr Tyr Gly Leu Gly Asp Arg Lys Asp Gln
                15                  20                  25

ggg ggc tac acc atg cac caa gac caa gag ggt gac acg gac gct ggc   448
Gly Gly Tyr Thr Met His Gln Asp Gln Glu Gly Asp Thr Asp Ala Gly
            30                  35                  40

ctg aaa gaa tct ccc ctg cag acc ccc act gag gac gga tct gag gaa   496
Leu Lys Glu Ser Pro Leu Gln Thr Pro Thr Glu Asp Gly Ser Glu Glu
        45                  50                  55

ccg ggc tct gaa acc tct gat gct aag agc act cca aca gcg gaa gct   544
Pro Gly Ser Glu Thr Ser Asp Ala Lys Ser Thr Pro Thr Ala Glu Ala
    60                  65                  70

gaa gaa gca ggc att gga gac acc ccc agc ctg gaa gac gaa gct gct   592
Glu Glu Ala Gly Ile Gly Asp Thr Pro Ser Leu Glu Asp Glu Ala Ala
75                  80                  85                  90

ggt cac gtg acc caa gct cgc atg gtc agt aaa agc aaa gac ggg act   640
Gly His Val Thr Gln Ala Arg Met Val Ser Lys Ser Lys Asp Gly Thr
                95                  100                 105

gga agc gat gac aaa aaa gcc aag ggg gct gat ggt aaa acg aag atc   688
Gly Ser Asp Asp Lys Lys Ala Lys Gly Ala Asp Gly Lys Thr Lys Ile
            110                 115                 120
```

```
gcc aca ccg cgg gga gca gcc cct cca ggc cag aag ggc cag gcc aac     736
Ala Thr Pro Arg Gly Ala Ala Pro Pro Gly Gln Lys Gly Gln Ala Asn
        125                 130                 135

gcc acc agg att cca gca aaa acc ccg ccc gct cca aag aca cca ccc     784
Ala Thr Arg Ile Pro Ala Lys Thr Pro Pro Ala Pro Lys Thr Pro Pro
    140                 145                 150

agc tct ggt gaa cct cca aaa tca ggg gat cgc agc ggc tac agc agc     832
Ser Ser Gly Glu Pro Pro Lys Ser Gly Asp Arg Ser Gly Tyr Ser Ser
155                 160                 165                 170

ccc ggc tcc cca ggc act ccc ggc agc cgc tcc cgc acc ccg tcc ctt     880
Pro Gly Ser Pro Gly Thr Pro Gly Ser Arg Ser Arg Thr Pro Ser Leu
                175                 180                 185

cca acc cca ccc acc cgg gag ccc aag aag gtg gca gtg gtc cgt act     928
Pro Thr Pro Pro Thr Arg Glu Pro Lys Lys Val Ala Val Val Arg Thr
            190                 195                 200

cca ccc aag tcg ccg tct tcc gcc aag agc cgc ctg cag aca gcc ccc     976
Pro Pro Lys Ser Pro Ser Ser Ala Lys Ser Arg Leu Gln Thr Ala Pro
        205                 210                 215

gtg ccc atg cca gac ctg aag aat gtc aag tcc aag atc ggc tcc act     1024
Val Pro Met Pro Asp Leu Lys Asn Val Lys Ser Lys Ile Gly Ser Thr
    220                 225                 230

gag aac ctg aag cac cag ccg gga ggc ggg aag gtg caa ata gtc tac     1072
Glu Asn Leu Lys His Gln Pro Gly Gly Gly Lys Val Gln Ile Val Tyr
235                 240                 245                 250

aaa cca gtt gac ctg agc aag gtg acc tcc aag tgt ggc tca tta ggc     1120
Lys Pro Val Asp Leu Ser Lys Val Thr Ser Lys Cys Gly Ser Leu Gly
                255                 260                 265

aac atc cat cat aaa cca gga ggt ggc cag gtg gaa gta aaa tct gag     1168
Asn Ile His His Lys Pro Gly Gly Gly Gln Val Glu Val Lys Ser Glu
            270                 275                 280

aag ctt gac ttc aag gac aga gtc cag tcg aag att ggg tcc ctg gac     1216
Lys Leu Asp Phe Lys Asp Arg Val Gln Ser Lys Ile Gly Ser Leu Asp
        285                 290                 295

aat atc acc cac gtc cct ggc gga gga aat aaa aag att gaa acc cac     1264
Asn Ile Thr His Val Pro Gly Gly Gly Asn Lys Lys Ile Glu Thr His
    300                 305                 310

aag ctg acc ttc cgc gag aac gcc aaa gcc aag aca gac cac ggg gcg     1312
Lys Leu Thr Phe Arg Glu Asn Ala Lys Ala Lys Thr Asp His Gly Ala
315                 320                 325                 330

gag atc gtg tac aag tcg cca gtg gtg tct ggg gac acg tct cca cgg     1360
Glu Ile Val Tyr Lys Ser Pro Val Val Ser Gly Asp Thr Ser Pro Arg
                335                 340                 345

cat ctc agc aat gtc tcc tcc acc ggc agc atc gac atg gta gac tcg     1408
His Leu Ser Asn Val Ser Ser Thr Gly Ser Ile Asp Met Val Asp Ser
            350                 355                 360

ccc cag ctc gcc acg cta gct gac gag gtg tct gcc tcc ctg gcc aag     1456
Pro Gln Leu Ala Thr Leu Ala Asp Glu Val Ser Ala Ser Leu Ala Lys
        365                 370                 375
```

cag ggt ttg tga tcaggcccct ggggcggtca ataattgtgg agaggagaga 1508
Gln Gly Leu
380

atgagagagt gtggaaaaaa aaagaataat gacccggccc ccgccctctg cccccagctg 1568
ctcctcgcag ttcggttaat tggttaatca cttaacctgc ttttgtcact cggctttggc 1628
tcgggacttc aaaatcagtg atgggagtaa gagcaaattt catctttcca aattgatggg 1688
tgggctagta ataaaatatt taaaaaaaaa cattcaaaaa catggccaca tccaacattt 1748
cctcaggcaa ttcctttttga ttctttttttc ttcccccctcc atgtagaaga gggagaagga 1808
gaggctctga aagctgcttc tgggggattt caagggactg ggggtgccaa ccacctctgg 1868
ccctgttgtg ggggtgtcac agaggcagtg gcagcaacaa aggatttgaa acttggtgtg 1928
ttcgtggagc cacaggcaga cgatgtcaac cttgtgtgag tgtgacgggg gttggggtgg 1988
ggcgggaggc cacgggggag gccgaggcag gggctgggca gaggggagag gaagcacaag 2048
aagtgggagt gggagaggaa gccacgtgct ggagagtaga catccccctc cttgccgctg 2108
ggagagccaa ggcctatgcc acctgcagcg tctgagcggc cgcctgtcct tggtggccgg 2168
gggtgggggc ctgctgtggg tcagtgtgcc accctctgca gggcagcctg tgggagaagg 2228
gacagcgggt aaaaagagaa ggcaagctgg caggagggtg gcacttcgtg gatgacctcc 2288
ttagaaaaga ctgacctttga tgtcttgaga gcgctggcct cttcctccct ccctgcaggg 2348
taggggggcct gagttgaggg gcttcccctct gctccacaga aaccctgttt tattgagttc 2408
tgaaggttgg aactgctgcc atgattttgg ccacttttgca gacctgggac tttagggctta 2468
accagttctc tttgtaagga cttgtgcctc ttgggagacg tccacccgtt tccaagcctg 2528
ggccactggc atctctggag tgtgtggggg tctgggaggc aggtcccgag ccccctgtcc 2588
ttcccacggc cactgcagtc accccgtctg cgccgctgtg ctgttgtctg ccgtgagagc 2648
ccaatcactg cctatacccc tcatcacacg tcacaatgtc ccgaattccc agcctcacca 2708
cccctttcca gtaatgaccc tggttggttg caggaggtac ctactccata ctgagggtga 2768
aattaaggga aggcaaagtc caggcacaag agtgggaccc cagcctctca ctctcagttc 2828
cactcatcca actgggaccc tcaccacgaa tctcatgatc tgattcggtt ccctgtctcc 2888
tcctcccgtc acagatgtga gccagggcac tgctcagctg tgaccctagg tgtttctgcc 2948
ttgttgacat ggagagagcc ctttcccctg agaaggcctg gccccttcct gtgctgagcc 3008
cacagcagca ggctgggtgt cttggttgtc agtggtggca ccaggatgga agggcaaggc 3068
acccagggca ggcccacagt cccgctgtcc cccacttgca ccctagcttg tagctgccaa 3128
cctcccagac agcccagccc gctgctcagc tccacatgca tagtatcagc cctccacacc 3188
cgacaaaggg gaacacaccc cctttggaaat ggttctttttc ccccagtccc agctggaagc 3248
catgctgtct gttctgctgg agcagctgaa catatacata gatgttgccc tgccctcccc 3308
atctgcaccc tgttgagttg tagttggatt tgtctgtttta tgcttggatt caccagagtg 3368
actatgatag tgaaaagaaa aaaaaaaaaa aaaaaggacg catgtatctt gaaatgcttg 3428
taaagaggtt tctaacccac cctcacgagg tgtctctcac ccccacactg ggactcgtgt 3488
ggcctgtgtg gtgccaccct gctggggcct cccaagtttt gaaaggcttt cctcagcacc 3548
tgggacccaa cagagaccag cttctagcag ctaaggaggc cgttcagctg tgacgaaggc 3608
ctgaagcaca ggattaggac tgaagcgatg atgtcccctt ccctacttcc cctttggggct 3668
ccctgtgtca gggcacagac taggtcttgt ggctggtctg gcttgcggcg cgaggatggt 3728
tctctctggt catagcccga agtctcatgg cagtcccaaa ggaggcttac aactcctgca 3788
tcacaagaaa aaggaagcca ctgccagctg gggggatctg cagctcccag aagctccgtg 3848
agcctcagcc acccctcaga ctgggttcct ctccaagctc gccctctgga ggggcagcgc 3908
agcctcccac caagggccct gcgaccacag cagggattgg gatgaattgc ctgtcctgga 3968
tctgctctag aggcccaagc tgcctgcctg aggaaggatg acttgacaag tcaggagaca 4028
ctgttcccaa agccttgacc agagcacctc agcccgctga ccttgcacaa actccatctg 4088
ctgccatgag aaaagggaag ccgcctttgc aaaacattgc tgcctaaaga aactcagcag 4148
cctcaggccc aattctgcca cttctggttt gggtacagtt aaaggcaacc ctgagggact 4208
tggcagtaga aatccagggc ctcccctggg gctggcagct tcgtgtgcag ctagagcttt 4268
acctgaaagg aagtctctgg gcccagaact ctccaccaag agcctccctg ccgttcgctg 4328
agtcccagca attctcctaa gttgaaggga tctgagaagg agaaggaaat gtggggtaga 4388
tttggtggtg gttagagata tgcccccctc attactgcca acagtttcgg ctgcatttct 4448
tcacgcacct cggttcctct tcctgaagtt cttgtgccct gctcttcagc accatgggcc 4508
ttcttatacg gaaggctctg ggatctcccc cttgtggggc aggctcttgg ggccagcctta 4568
agatcatggt tttagggtgat cagtgctggc agataaattg aaaaggcacg ctggcttgtg 4628
atcttaaatg aggacaatcc ccccagggct gggcactcct cccctcccct cacttctccc 4688
acctgcagag ccagtgtcct tgggtgggct agataggata tactgtatgc cggctcctc 4748
aagctgctga ctcactttat caatagttcc atttaaattg acttcagtgg tgagactgta 4808
tcctgtttgc tattgcttgt tgtgctatgg ggggaggggg gaggaatgtg taagatagtt 4868
aacatgggca aagggagatc ttggggtgca gcacttaaac tgcctcgtaa cccttttcat 4928
gatttcaacc acatttgcta gagggaggga gcagccacgg agttagaggc cttggggtt 4988

```
tctcttttcc actgacaggc tttcccaggc agctggctag ttcattccct ccccagccag 5048
gtgcaggcgt aggaatatgg acatctggtt gctttggcct gctgccctct ttcaggggtc 5108
ctaagcccac aatcatgcct ccctaagacc ttggcatcct tccctctaag ccgttggcac 5168
ctctgtgcca cctctcacac tggctccaga cacacagcct gtgcttttgg agctgagatc 5228
actcgcttca ccctcctcat ctttgttctc caagtaaagc cacgaggtcg gggcgagggc 5288
agaggtgatc acctgcgtgt cccatctaca gacctgcagc ttcataaaac ttctgatttc 5348
tcttcagctt tgaaaagggt taccctgggc actggcctag agcctcacct cctaatagac 5408
ttagccccat gagtttgcca tgttgagcag gactatttct ggcacttgca agtcccatga 5468
tttcttcggt aattctgagg gtgggggggag ggacatgaaa tcatcttagc ttagctttct 5528
gtctgtgaat gtctatatag tgtattgtgt gttttaacaa atgatttaca ctgactgttg 5588
ctgtaaaagt gaatttggaa ataaagttat tactctgatt aaa                   5631
```

<210> 6
<211> 5718
<212> DNA
<213> homo sapiens

<220>
<221> CDS
<222> (323)...(1555)

<400> 6

```
ggacggccga gcggcagggc gctcgcgcgc gcccactagt ggccggagga gaaggctccc 60
gcggaggccg cgctgcccgc cccctcccct ggggaggctc gcgttcccgc tgctcgcgcc 120
tgcgccgccc gccggcctca ggaacgcgcc ctcttcgccg gcgcgcgccc tcgcagtcac 180
cgccacccac cagctccggc accaacagca gcgccgctgc caccgcccac cttctgccgc 240
cgccaccaca gccacctctt cctcctccgc tgtcctctcc cgtcctcgcc tctgtcgact 300
atcaggtgaa ctttgaacca gg atg gct gag ccc cgc cag gag ttc gaa gtg  352
                          Met Ala Glu Pro Arg Gln Glu Phe Glu Val
                           1               5                  10

atg gaa gat cac gct ggg acg tac ggg ttg ggg gac agg aaa gat cag   400
Met Glu Asp His Ala Gly Thr Tyr Gly Leu Gly Asp Arg Lys Asp Gln
                15                  20                  25

ggg ggc tac acc atg cac caa gac caa gag ggt gac acg gac gct ggc   448
Gly Gly Tyr Thr Met His Gln Asp Gln Glu Gly Asp Thr Asp Ala Gly
            30                  35                  40

ctg aaa gaa tct ccc ctg cag acc ccc act gag gac gga tct gag gaa   496
Leu Lys Glu Ser Pro Leu Gln Thr Pro Thr Glu Asp Gly Ser Glu Glu
        45                  50                  55

ccg ggc tct gaa acc tct gat gct aag agc act cca aca gcg gaa gat   544
Pro Gly Ser Glu Thr Ser Asp Ala Lys Ser Thr Pro Thr Ala Glu Asp
    60                  65                  70

gtg aca gca ccc tta gtg gat gag gga gct ccc ggc aag cag gct gcc   592
Val Thr Ala Pro Leu Val Asp Glu Gly Ala Pro Gly Lys Gln Ala Ala
75                  80                  85                  90

gcg cag ccc cac acg gag atc cca gaa gga acc aca gct gaa gaa gca   640
Ala Gln Pro His Thr Glu Ile Pro Glu Gly Thr Thr Ala Glu Glu Ala
                95                  100                 105

ggc att gga gac acc ccc agc ctg gaa gac gaa gct gct ggt cac gtg   688
Gly Ile Gly Asp Thr Pro Ser Leu Glu Asp Glu Ala Ala Gly His Val
            110                 115                 120

acc caa gct cgc atg gtc agt aaa agc aaa gac ggg act gga agc gat   736
Thr Gln Ala Arg Met Val Ser Lys Ser Lys Asp Gly Thr Gly Ser Asp
        125                 130                 135
```

```
gac aaa aaa gcc aag ggg gct gat ggt aaa acg aag atc gcc aca ccg      784
Asp Lys Lys Ala Lys Gly Ala Asp Gly Lys Thr Lys Ile Ala Thr Pro
    140                 145                 150

cgg gga gca gcc cct cca ggc cag aag ggc cag gcc aac gcc acc agg      832
Arg Gly Ala Ala Pro Pro Gly Gln Lys Gly Gln Ala Asn Ala Thr Arg
155                 160                 165                 170

att cca gca aaa acc ccg ccc gct cca aag aca cca ccc agc tct ggt      880
Ile Pro Ala Lys Thr Pro Pro Ala Pro Lys Thr Pro Pro Ser Ser Gly
                175                 180                 185

gaa cct cca aaa tca ggg gat cgc agc ggc tac agc agc ccc ggc tcc      928
Glu Pro Pro Lys Ser Gly Asp Arg Ser Gly Tyr Ser Ser Pro Gly Ser
            190                 195                 200

cca ggc act ccc ggc agc cgc tcc cgc acc ccg tcc ctt cca acc cca      976
Pro Gly Thr Pro Gly Ser Arg Ser Arg Thr Pro Ser Leu Pro Thr Pro
        205                 210                 215

ccc acc cgg gag ccc aag aag gtg gca gtg gtc cgt act cca ccc aag      1024
Pro Thr Arg Glu Pro Lys Lys Val Ala Val Val Arg Thr Pro Pro Lys
    220                 225                 230

tcg ccg tct tcc gcc aag agc cgc ctg cag aca gcc ccc gtg ccc atg      1072
Ser Pro Ser Ser Ala Lys Ser Arg Leu Gln Thr Ala Pro Val Pro Met
235                 240                 245                 250

cca gac ctg aag aat gtc aag tcc aag atc ggc tcc act gag aac ctg      1120
Pro Asp Leu Lys Asn Val Lys Ser Lys Ile Gly Ser Thr Glu Asn Leu
                255                 260                 265

aag cac cag ccg gga ggc ggg aag gtg caa ata gtc tac aaa cca gtt      1168
Lys His Gln Pro Gly Gly Gly Lys Val Gln Ile Val Tyr Lys Pro Val
            270                 275                 280

gac ctg agc aag gtg acc tcc aag tgt ggc tca tta ggc aac atc cat      1216
Asp Leu Ser Lys Val Thr Ser Lys Cys Gly Ser Leu Gly Asn Ile His
        285                 290                 295

cat aaa cca gga ggt ggc cag gtg gaa gta aaa tct gag aag ctt gac      1264
His Lys Pro Gly Gly Gly Gln Val Glu Val Lys Ser Glu Lys Leu Asp
    300                 305                 310

ttc aag gac aga gtc cag tcg aag att ggg tcc ctg gac aat atc acc      1312
Phe Lys Asp Arg Val Gln Ser Lys Ile Gly Ser Leu Asp Asn Ile Thr
315                 320                 325                 330

cac gtc cct ggc gga gga aat aaa aag att gaa acc cac aag ctg acc      1360
His Val Pro Gly Gly Gly Asn Lys Lys Ile Glu Thr His Lys Leu Thr
                335                 340                 345

ttc cgc gag aac gcc aaa gcc aag aca gac cac ggg gcg gag atc gtg      1408
Phe Arg Glu Asn Ala Lys Ala Lys Thr Asp His Gly Ala Glu Ile Val
            350                 355                 360

tac aag tcg cca gtg gtg tct ggg gac acg tct cca cgg cat ctc agc      1456
Tyr Lys Ser Pro Val Val Ser Gly Asp Thr Ser Pro Arg His Leu Ser
        365                 370                 375

aat gtc tcc tcc acc ggc agc atc gac atg gta gac tcg ccc cag ctc      1504
Asn Val Ser Ser Thr Gly Ser Ile Asp Met Val Asp Ser Pro Gln Leu
    380                 385                 390
```

gcc acg cta gct gac gag gtg tct gcc tcc ctg gcc aag cag ggt ttg 1552
Ala Thr Leu Ala Asp Glu Val Ser Ala Ser Leu Ala Lys Gln Gly Leu
395 400 405 410

tga tcaggcccct ggggcggtca ataattgtgg agaggagaga atgagagagt 1605

gtggaaaaaa aaagaataat gacccggccc ccgccctctg cccccagctg ctcctcgcag 1665
ttcggttaat tggttaatca cttaacctgc ttttgtcact cggctttggc tcgggacttc 1725
aaaatcagtg atgggagtaa gagcaaattt catctttcca aattgatggg tgggctagta 1785
ataaaatatt taaaaaaaaa cattcaaaaa catggccaca tccaacattt cctcaggcaa 1845
ttcctttttga ttctttttttc ttccccctcc atgtagaaga gggagaagga gaggctctga 1905
aagctgcttc tgggggattt caagggactg ggggtgccaa ccacctctgg ccctgttgtg 1965
ggggtgtcac agaggcagtg gcagcaacaa aggatttgaa acttggtgtg ttcgtggagc 2025
cacaggcaga cgatgtcaac cttgtgtgag tgtgacgggg gttggggtgg ggcgggaggc 2085
cacgggggag gccgaggcag gggctgggca gaggggagag gaagcacaag aagtgggagt 2145
gggagaggaa gccacgtgct ggagagtaga catccccctc cttgccgctg ggagagccaa 2205
ggcctatgcc acctgcagcg tctgagcggc cgcctgtcct tggtggccgg gggtgggggc 2265
ctgctgtggg tcagtgtgcc acccctctgca gggcagcctg tgggagaagg gacagcgggt 2325
aaaaagagaa ggcaagctgg caggagggtg gcacttcgtg gatgacctcc ttagaaaaga 2385
ctgacctttga tgtcttgaga gcgctggcct cttcctccct ccctgcaggg taggggggcct 2445
gagttgaggg gcttccctct gctccacaga aaccctgttt tattgagttc tgaaggttgg 2505
aactgctgcc atgattttgg ccacttttgca gacctgggac tttagggctta accagttctc 2565
tttgtaagga cttgtgcctc ttgggagacg tccacccgtt tccaagcctg ggccactggc 2625
atctctggag tgtgtggggg tctgggaggc aggtcccgag ccccctgtcc ttcccacggc 2685
cactgcagtc accccgtctg cgccgctgtg ctgttgtctg ccgtgagagc ccaatcactg 2745
cctataccc tcatcacacg tcacaatgtc ccgaattccc agcctcacca ccccttctca 2805
gtaatgaccc tggttggttg caggaggtac ctactccata ctgagggtga aattaaggga 2865
aggcaaagtc caggcacaag agtgggaccc cagcctctca ctctcagttc cactcatcca 2925
actgggaccc tcaccacgaa tctcatgatc tgattcggtt ccctgtctcc tcctcccgtc 2985
acagatgtga gccagggcac tgctcagctg tgaccctagg tgtttctgcc ttgttgacat 3045
ggagagagcc ctttcccctg agaaggcctg gcccctttcct gtgctgagcc cacagcagca 3105
ggctgggtgt cttggttgtc agtggtggca ccaggatgga agggcaaggc acccagggca 3165
ggcccacagt cccgctgtcc cccacttgca ccctagcttg tagctgccaa cctcccagac 3225
agcccagccc gctgctcagc tccacatgca tagtatcagc cctccacacc cgacaaaggg 3285
gaacacaccc cctttggaaat ggttctttttc ccccagtccc agctggaagc catgctgtct 3345
gttctgctgg agcagctgaa catatacata gatgttgccc tgccctcccc atctgcaccc 3405
tgttgagttg tagttggatt tgtctgtttta tgcttggatt caccagagtg actatgatag 3465
tgaaaagaaa aaaaaaaaaa aaaaaggacg catgtatctt gaaatgcttg taaagaggtt 3525
tctaacccac cctcacgagg tgtctctcac ccccacactg ggactcgtgt ggcctgtgtg 3585
gtgccaccct gctggggcct cccaagtttt gaaaggcttt cctcagcacc tgggacccaa 3645
cagagaccag cttctagcag ctaaggaggc cgttcagctg tgacgaaggc ctgaagcaca 3705
ggattaggac tgaagcgatg atgtcccctt ccctacttcc cctttggggct ccctgtgtca 3765
gggcacagac taggtcttgt ggctggtctg gcttgcggcg cgaggatggt tctctctggt 3825
catagcccga agtctcatgg cagtcccaaa ggaggcttac aactcctgca tcacaagaaa 3885
aaggaagcca ctgccagctg gggggatctg cagctcccag aagctccgtg agcctcagcc 3945
acccctcaga ctgggttcct ctccaagctc gccctctgga ggggcagcgc agcctcccac 4005
caagggccct gcgaccacag cagggattgg gatgaattgc ctgtcctgga tctgctctag 4065
aggcccaagc tgcctgcctg aggaaggatg acttgacaag tcaggagaca ctgttcccaa 4125
agcctttgacc agagcacctc agcccgctga ccttgcacaa actccatctg ctgccatgag 4185
aaaagggaag ccgcctttgc aaaacattgc tgcctaaaga aactcagcag cctcaggccc 4245
aattctgcca cttctggttt gggtacagtt aaaggcaacc ctgagggact tggcagtaga 4305
aatccagggc ctcccctggg gctggcagct tcgtgtgcag ctagagcttt acctgaaagg 4365
aagtctctgg gcccagaact ctccaccaag agcctcctg ccgttcgctg agtcccagca 4425
attctcctaa gttgaaggga tctgagaagg agaaggaaat gtggggtaga tttggtggtg 4485
gttagagata tgcccccctc attactgcca acagtttcgg ctgcatttct tcacgcacct 4545
cggttcctct tcctgaagtt cttgtgccct gctctcagc accatgggcc ttcttatacg 4605
gaaggctctg ggatctcccc cttgtggggc aggctcttgg ggccagcctta agatcatggt 4665
ttagggtgat cagtgctggc agataaattg aaaaggcacg ctggcttgtg atcttaaatg 4725
aggacaatcc ccccagggct gggcactcct cccctcccct cacttctccc acctgcagag 4785
ccagtgtcct tgggtgggct agataggata tactgtatgc cggctcctc aagctgctga 4845

```
ctcactttat caatagttcc atttaaattg acttcagtgg tgagactgta tcctgtttgc 4905
tattgcttgt tgtgctatgg ggggaggggg gaggaatgtg taagatagtt aacatgggca 4965
aagggagatc ttggggtgca gcacttaaac tgcctcgtaa ccctttttcat gatttcaacc 5025
acatttgcta gagggaggga gcagccacgg agttagaggc ccttggggtt tctcttttcc 5085
actgacaggc tttcccaggc agctggctag ttcattccct ccccagccag gtgcaggcgt 5145
aggaatatgg acatctggtt gctttggcct gctgccctct ttcaggggtc ctaagcccac 5205
aatcatgcct ccctaagacc ttggcatcct tccctctaag ccgttggcac ctctgtgcca 5265
cctctcacac tggctccaga cacacagcct gtgcttttgg agctgagatc actcgcttca 5325
ccctcctcat ctttgttctc caagtaaagc cacgaggtcg gggcgagggc agaggtgatc 5385
acctgcgtgt cccatctaca gacctgcagc ttcataaaac ttctgatttc tcttcagctt 5445
tgaaaagggt taccctgggc actggcctag agcctcacct cctaatagac ttagccccat 5505
gagtttgcca tgttgagcag gactatttct ggcacttgca agtcccatga tttcttcggt 5565
aattctgagg gtgggggggag ggacatgaaa tcatcttagc ttagctttct gtctgtgaat 5625
gtctatatag tgtattgtgt gttttaacaa atgatttaca ctgactgttg ctgtaaaagt 5685
gaatttggaa ataaagttat tactctgatt aaa                              5718
```

<210> 7
<211> 5811
<212> DNA
<213> homo sapiens

<220>
<221> CDS
<222> (323)...(1648)

<400> 7

```
ggacggccga gcggcagggc gctcgcgcgc gcccactagt ggccggagga gaaggctccc 60
gcggaggccg cgctgcccgc cccctcccct ggggaggctc gcgttcccgc tgctcgcgcc 120
tgcgccgccc gccggcctca ggaacgcgcc ctcttcgccg gcgcgcgccc tcgcagtcac 180
cgccacccac cagctccggc accaacagca gcgccgctgc caccgcccac cttctgccgc 240
cgccaccaca gccacctctt cctcctccgc tgtcctctcc cgtcctcgcc tctgtcgact 300
atcaggtgaa ctttgaacca gg atg gct gag ccc cgc cag gag ttc gaa gtg  352
                          Met Ala Glu Pro Arg Gln Glu Phe Glu Val
                           1               5                  10

atg gaa gat cac gct ggg acg tac ggg ttg ggg gac agg aaa gat cag   400
Met Glu Asp His Ala Gly Thr Tyr Gly Leu Gly Asp Arg Lys Asp Gln
                15                  20                  25

ggg ggc tac acc atg cac caa gac caa gag ggt gac acg gac gct ggc   448
Gly Gly Tyr Thr Met His Gln Asp Gln Glu Gly Asp Thr Asp Ala Gly
            30                  35                  40

ctg aaa gaa tct ccc ctg cag acc ccc act gag gac gga tct gag gaa   496
Leu Lys Glu Ser Pro Leu Gln Thr Pro Thr Glu Asp Gly Ser Glu Glu
        45                  50                  55

ccg ggc tct gaa acc tct gat gct aag agc act cca aca gcg gaa gat   544
Pro Gly Ser Glu Thr Ser Asp Ala Lys Ser Thr Pro Thr Ala Glu Asp
    60                  65                  70

gtg aca gca ccc tta gtg gat gag gga gct ccc ggc aag cag gct gcc   592
Val Thr Ala Pro Leu Val Asp Glu Gly Ala Pro Gly Lys Gln Ala Ala
75                  80                  85                  90

gcg cag ccc cac acg gag atc cca gaa gga acc aca gct gaa gaa gca   640
Ala Gln Pro His Thr Glu Ile Pro Glu Gly Thr Thr Ala Glu Glu Ala
                95                  100                 105

ggc att gga gac acc ccc agc ctg gaa gac gaa gct gct ggt cac gtg   688
Gly Ile Gly Asp Thr Pro Ser Leu Glu Asp Glu Ala Ala Gly His Val
            110                 115                 120
```

```
acc caa gct cgc atg gtc agt aaa agc aaa gac ggg act gga agc gat     736
Thr Gln Ala Arg Met Val Ser Lys Ser Lys Asp Gly Thr Gly Ser Asp
        125                 130                 135

gac aaa aaa gcc aag ggg gct gat ggt aaa acg aag atc gcc aca ccg     784
Asp Lys Lys Ala Lys Gly Ala Asp Gly Lys Thr Lys Ile Ala Thr Pro
    140                 145                 150

cgg gga gca gcc cct cca ggc cag aag ggc cag gcc aac gcc acc agg     832
Arg Gly Ala Ala Pro Pro Gly Gln Lys Gly Gln Ala Asn Ala Thr Arg
155                 160                 165                 170

att cca gca aaa acc ccg ccc gct cca aag aca cca ccc agc tct ggt     880
Ile Pro Ala Lys Thr Pro Pro Ala Pro Lys Thr Pro Pro Ser Ser Gly
                175                 180                 185

gaa cct cca aaa tca ggg gat cgc agc ggc tac agc agc ccc ggc tcc     928
Glu Pro Pro Lys Ser Gly Asp Arg Ser Gly Tyr Ser Ser Pro Gly Ser
            190                 195                 200

cca ggc act ccc ggc agc cgc tcc cgc acc ccg tcc ctt cca acc cca     976
Pro Gly Thr Pro Gly Ser Arg Ser Arg Thr Pro Ser Leu Pro Thr Pro
        205                 210                 215

ccc acc cgg gag ccc aag aag gtg gca gtg gtc cgt act cca ccc aag     1024
Pro Thr Arg Glu Pro Lys Lys Val Ala Val Val Arg Thr Pro Pro Lys
    220                 225                 230

tcg ccg tct tcc gcc aag agc cgc ctg cag aca gcc ccc gtg ccc atg     1072
Ser Pro Ser Ser Ala Lys Ser Arg Leu Gln Thr Ala Pro Val Pro Met
235                 240                 245                 250

cca gac ctg aag aat gtc aag tcc aag atc ggc tcc act gag aac ctg     1120
Pro Asp Leu Lys Asn Val Lys Ser Lys Ile Gly Ser Thr Glu Asn Leu
                255                 260                 265

aag cac cag ccg gga ggc ggg aag gtg cag ata att aat aag aag ctg     1168
Lys His Gln Pro Gly Gly Gly Lys Val Gln Ile Ile Asn Lys Lys Leu
            270                 275                 280

gat ctt agc aac gtc cag tcc aag tgt ggc tca aag gat aat atc aaa     1216
Asp Leu Ser Asn Val Gln Ser Lys Cys Gly Ser Lys Asp Asn Ile Lys
        285                 290                 295

cac gtc ccg gga ggc ggc agt gtg caa ata gtc tac aaa cca gtt gac     1264
His Val Pro Gly Gly Gly Ser Val Gln Ile Val Tyr Lys Pro Val Asp
    300                 305                 310

ctg agc aag gtg acc tcc aag tgt ggc tca tta ggc aac atc cat cat     1312
Leu Ser Lys Val Thr Ser Lys Cys Gly Ser Leu Gly Asn Ile His His
315                 320                 325                 330

aaa cca gga ggt ggc cag gtg gaa gta aaa tct gag aag ctt gac ttc     1360
Lys Pro Gly Gly Gly Gln Val Glu Val Lys Ser Glu Lys Leu Asp Phe
                335                 340                 345

aag gac aga gtc cag tcg aag att ggg tcc ctg gac aat atc acc cac     1408
Lys Asp Arg Val Gln Ser Lys Ile Gly Ser Leu Asp Asn Ile Thr His
            350                 355                 360

gtc cct ggc gga gga aat aaa aag att gaa acc cac aag ctg acc ttc     1456
Val Pro Gly Gly Gly Asn Lys Lys Ile Glu Thr His Lys Leu Thr Phe
        365                 370                 375
```

```
cgc gag aac gcc aaa gcc aag aca gac cac ggg gcg gag atc gtg tac    1504
Arg Glu Asn Ala Lys Ala Lys Thr Asp His Gly Ala Glu Ile Val Tyr
    380                 385                 390

aag tcg cca gtg gtg tct ggg gac acg tct cca cgg cat ctc agc aat    1552
Lys Ser Pro Val Val Ser Gly Asp Thr Ser Pro Arg His Leu Ser Asn
395                 400                 405                 410

gtc tcc tcc acc ggc agc atc gac atg gta gac tcg ccc cag ctc gcc    1600
Val Ser Ser Thr Gly Ser Ile Asp Met Val Asp Ser Pro Gln Leu Ala
                415                 420                 425

acg cta gct gac gag gtg tct gcc tcc ctg gcc aag cag ggt ttg tga    1648
Thr Leu Ala Asp Glu Val Ser Ala Ser Leu Ala Lys Gln Gly Leu
            430                 435                 440

tcaggcccct ggggcggtca ataattgtgg agaggagaga atgagagagt gtggaaaaaa 1708
aaagaataat gacccggccc ccgccctctg cccccagctg ctcctcgcag ttcggttaat 1768
tggttaatca cttaacctgc ttttgtcact cggctttggc tcgggacttc aaaatcagtg 1828
atgggagtaa gagcaaattt catctttcca aattgatggg tgggctagta ataaaatatt 1888
taaaaaaaaa cattcaaaaa catggccaca tccaacattt cctcaggcaa ttcctttttga 1948
ttctttttttc ttcccccctcc atgtagaaga gggagaagga gaggctctga aagctgcttc 2008
tgggggattt caagggactg ggggtgccaa ccacctctgg ccctgttgtg ggggtgtcac 2068
agaggcagtg gcagcaacaa aggatttgaa acttggtgtg ttcgtggagc cacaggcaga 2128
cgatgtcaac cttgtgtgag tgtgacgggg gttggggtgg ggcgggaggc cacgggggag 2188
gccgaggcag gggctgggca gaggggagag gaagcacaag aagtgggagt gggagaggaa 2248
gccacgtgct ggagagtaga catccccctc cttgccgctg ggagagccaa ggcctatgcc 2308
acctgcagcg tctgagcggc cgcctgtcct tggtggccgg gggtgggggc ctgctgtggg 2368
tcagtgtgcc accctctgca gggcagcctg tgggagaagg gacagcgggt aaaaagagaa 2428
ggcaagctgg caggagggtg gcacttcgtg gatgacctcc ttagaaaaga ctgaccttga 2488
tgtcttgaga gcgctggcct cttcctccct ccctgcaggg taggggggcct gagttgaggg 2548
gcttccctct gctccacaga aaccctgttt tattgagttc tgaaggttgg aactgctgcc 2608
atgattttgg ccactttgca gacctgggac tttagggcta accagttctc tttgtaagga 2668
cttgtgcctc ttgggagacg tccacccgtt tccaagcctg ggccactggc atctctggag 2728
tgtgtggggg tctgggaggc aggtcccgag ccccctgtcc ttcccacggc cactgcagtc 2788
accccgtctg cgccgctgtg ctgttgtctg ccgtgagagc ccaatcactg cctatacccc 2848
tcatcacacg tcacaatgtc ccgaattccc agcctcacca ccccttctca gtaatgaccc 2908
tggttggttg caggaggtac ctactccata ctgagggtga aattaaggga aggcaaagtc 2968
caggcacaag agtgggaccc cagcctctca ctctcagttc cactcatcca actgggaccc 3028
tcaccacgaa tctcatgatc tgattcggtt ccctgtctcc tcctcccgtc acagatgtga 3088
gccagggcac tgctcagctg tgaccctagg tgtttctgcc ttgttgacat ggagagagcc 3148
ctttcccctg agaaggcctg gccccttcct gtgctgagcc cacagcagca ggctgggtgt 3208
cttggttgtc agtggtggca ccaggatgga agggcaaggc acccagggca ggcccacagt 3268
cccgctgtcc cccacttgca ccctagcttg tagctgccaa cctcccagac agcccagccc 3328
gctgctcagc tccacatgca tagtatcagc cctccacacc cgacaaaggg gaacacaccc 3388
cctggaaat ggttcttttc ccccagtccc agctggaagc catgctgtct gttctgctgg 3448
agcagctgaa catatacata gatgttgccc tgccctcccc atctgcaccc tgttgagttg 3508
tagttggatt tgtctgtttta tgcttggatt caccagagtg actatgatag tgaaaagaaa 3568
aaaaaaaaaa aaaaaggacg catgtatctt gaaatgcttg taaagaggtt tctaacccac 3628
cctcacgagg tgtctctcac ccccacactg ggactcgtgt ggcctgtgtg gtgccaccct 3688
gctggggcct cccaagtttt gaaaggcttt cctcagcacc tgggacccaa cagagaccag 3748
cttctagcag ctaaggaggc cgttcagctg tgacgaaggc ctgaagcaca ggattaggac 3808
tgaagcgatg atgtcccctt ccctacttcc cctttggggct ccctgtgtca gggcacagac 3868
taggtcttgt ggctggtctg gcttgcggcg cgaggatggt tctctctggt catagcccga 3928
agtctcatgg cagtcccaaa ggaggcttac aactcctgca tcacaagaaa aaggaagcca 3988
ctgccagctg gggggatctg cagctcccag aagctccgtg agcctcagcc acccctcaga 4048
ctgggttcct ctccaagctc gccctctgga ggggcagcgc agcctcccac caagggccct 4108
gcgaccacag cagggattgg gatgaattgc ctgtcctgga tctgctctag aggcccaagc 4168
tgcctgcctg aggaaggatg acttgacaag tcaggagaca ctgttcccaa agccttgacc 4228
agagcacctc agcccgctga ccttgcacaa actccatctg ctgccatgag aaaagggaag 4288
ccgcctttgc aaaacattgc tgcctaaaga aactcagcag cctcaggccc aattctgcca 4348
cttctggttt gggtacagtt aaaggcaacc ctgagggact tggcagtaga aatccagggc 4408
```

```
ctcccctggg gctggcagct tcgtgtgcag ctagagcttt acctgaaagg aagtctctgg 4468
gcccagaact ctccaccaag agcctccctg ccgttcgctg agtcccagca attctcctaa 4528
gttgaaggga tctgagaagg agaaggaaat gtggggtaga tttggtggtg gttagagata 4588
tgcccccctc attactgcca acagtttcgg ctgcatttct tcacgcacct cggttcctct 4648
tcctgaagtt cttgtgccct gctcttcagc accatgggcc ttcttatacg gaaggctctg 4708
ggatctcccc cttgtggggc aggcttttgg ggccagcctta agatcatggt ttagggtgat 4768
cagtgctggc agataaattg aaaaggcacg ctggcttgtg atcttaaatg aggacaatcc 4828
ccccagggct gggcactcct cccctcccct cacttctccc acctgcagag ccagtgtcct 4888
tgggtgggct agataggata tactgtatgc cggctcttc aagctgctga ctcacttttat 4948
caatagttcc atttaaattg acttcagtgg tgagactgta tcctgtttgc tattgcttgt 5008
tgtgctatgg ggggaggggg gaggaatgtg taagataagtt aacatgggca aagggagatc 5068
ttggggtgca gcacttaaac tgcctcgtaa ccctttttcat gatttcaacc acatttgcta 5128
gagggaggga gcagccacgg agttagaggc cctttggggtt tctcttttcc actgacaggc 5188
tttcccaggc agctggctag ttcattccct ccccagccag gtgcaggcgt aggaatatgg 5248
acatctggtt gctttggcct gctgccctct ttcaggggtc ctaagcccac aatcatgcct 5308
ccctaagacc ttggcatcct tcccctctaag ccgttggcac ctctgtgcca cctctcacac 5368
tggctccaga cacacagcct gtgctttttgg agctgagatc actcgcttca ccctcctcat 5428
ctttgttctc caagtaaagc cacgaggtcg gggcgagggc agaggtgatc acctgcgtgt 5488
cccatctaca gacctgcagc ttcataaaac ttctgatttc tcttcagctt tgaaaagggt 5548
taccctgggc actggcctag agcctcacct cctaatagac ttagccccat gagtttgcca 5608
tgttgagcag gactatttct ggcacttgca agtcccatga tttcttcggt aattctgagg 5668
gtgggggag ggacatgaaa tcatcttagc ttagctttct gtctgtgaat gtctatatag 5728
tgtattgtgt gttttaacaa atgatttaca ctgactgttg ctgtaaaagt gaatttggaa 5788
ataaagttat tactctgatt aaa                                         5811
```

<210> 8
<211> 5637
<212> DNA
<213> homo sapiens

<220>
<221> CDS
<222> (323)...(1474)

<400> 8

```
ggacggccga gcggcagggc gctcgcgcgc gcccactagt ggccggagga gaaggctccc 60
gcggaggccg cgctgcccgc cccctccccct ggggaggctc gcgttcccgc tgctcgcgcc 120
tgcgccgccc gccggcctca ggaacgcgcc ctcttcgccg gcgcgcgccc tcgcagtcac 180
cgccacccac cagctccggc accaacagca gcgccgctgc caccgcccac cttctgccgc 240
cgccaccaca gccacctctt cctcctccgc tgtcctctcc cgtcctcgcc tctgtcgact 300
atcaggtgaa ctttgaacca gg atg gct gag ccc cgc cag gag ttc gaa gtg  352
                          Met Ala Glu Pro Arg Gln Glu Phe Glu Val
                           1               5                  10

atg gaa gat cac gct ggg acg tac ggg ttg ggg gac agg aaa gat cag   400
Met Glu Asp His Ala Gly Thr Tyr Gly Leu Gly Asp Arg Lys Asp Gln
                15                  20                  25

ggg ggc tac acc atg cac caa gac caa gag ggt gac acg gac gct ggc   448
Gly Gly Tyr Thr Met His Gln Asp Gln Glu Gly Asp Thr Asp Ala Gly
            30                  35                  40

ctg aaa gct gaa gaa gca ggc att gga gac acc ccc agc ctg gaa gac   496
Leu Lys Ala Glu Glu Ala Gly Ile Gly Asp Thr Pro Ser Leu Glu Asp
        45                  50                  55

gaa gct gct ggt cac gtg acc caa gct cgc atg gtc agt aaa agc aaa   544
Glu Ala Ala Gly His Val Thr Gln Ala Arg Met Val Ser Lys Ser Lys
    60                  65                  70

gac ggg act gga agc gat gac aaa aaa gcc aag ggg gct gat ggt aaa   592
Asp Gly Thr Gly Ser Asp Asp Lys Lys Ala Lys Gly Ala Asp Gly Lys
 75                  80                  85                  90
```

```
acg aag atc gcc aca ccg cgg gga gca gcc cct cca ggc cag aag ggc      640
Thr Lys Ile Ala Thr Pro Arg Gly Ala Ala Pro Pro Gly Gln Lys Gly
                95                  100                 105

cag gcc aac gcc acc agg att cca gca aaa acc ccg ccc gct cca aag      688
Gln Ala Asn Ala Thr Arg Ile Pro Ala Lys Thr Pro Pro Ala Pro Lys
            110                 115                 120

aca cca ccc agc tct ggt gaa cct cca aaa tca ggg gat cgc agc ggc      736
Thr Pro Pro Ser Ser Gly Glu Pro Pro Lys Ser Gly Asp Arg Ser Gly
        125                 130                 135

tac agc agc ccc ggc tcc cca ggc act ccc ggc agc cgc tcc cgc acc      784
Tyr Ser Ser Pro Gly Ser Pro Gly Thr Pro Gly Ser Arg Ser Arg Thr
    140                 145                 150

ccg tcc ctt cca acc cca ccc acc cgg gag ccc aag aag gtg gca gtg      832
Pro Ser Leu Pro Thr Pro Pro Thr Arg Glu Pro Lys Lys Val Ala Val
155                 160                 165                 170

gtc cgt act cca ccc aag tcg ccg tct tcc gcc aag agc cgc ctg cag      880
Val Arg Thr Pro Pro Lys Ser Pro Ser Ser Ala Lys Ser Arg Leu Gln
                175                 180                 185

aca gcc ccc gtg ccc atg cca gac ctg aag aat gtc aag tcc aag atc      928
Thr Ala Pro Val Pro Met Pro Asp Leu Lys Asn Val Lys Ser Lys Ile
            190                 195                 200

ggc tcc act gag aac ctg aag cac cag ccg gga ggc ggg aag gtg cag      976
Gly Ser Thr Glu Asn Leu Lys His Gln Pro Gly Gly Gly Lys Val Gln
        205                 210                 215

ata att aat aag aag ctg gat ctt agc aac gtc cag tcc aag tgt ggc      1024
Ile Ile Asn Lys Lys Leu Asp Leu Ser Asn Val Gln Ser Lys Cys Gly
    220                 225                 230

tca aag gat aat atc aaa cac gtc ccg gga ggc ggc agt gtg caa ata      1072
Ser Lys Asp Asn Ile Lys His Val Pro Gly Gly Gly Ser Val Gln Ile
235                 240                 245                 250

gtc tac aaa cca gtt gac ctg agc aag gtg acc tcc aag tgt ggc tca      1120
Val Tyr Lys Pro Val Asp Leu Ser Lys Val Thr Ser Lys Cys Gly Ser
                255                 260                 265

tta ggc aac atc cat cat aaa cca gga ggt ggc cag gtg gaa gta aaa      1168
Leu Gly Asn Ile His His Lys Pro Gly Gly Gly Gln Val Glu Val Lys
            270                 275                 280

tct gag aag ctt gac ttc aag gac aga gtc cag tcg aag att ggg tcc      1216
Ser Glu Lys Leu Asp Phe Lys Asp Arg Val Gln Ser Lys Ile Gly Ser
        285                 290                 295

ctg gac aat atc acc cac gtc cct ggc gga gga aat aaa aag att gaa      1264
Leu Asp Asn Ile Thr His Val Pro Gly Gly Gly Asn Lys Lys Ile Glu
    300                 305                 310

acc cac aag ctg acc ttc cgc gag aac gcc aaa gcc aag aca gac cac      1312
Thr His Lys Leu Thr Phe Arg Glu Asn Ala Lys Ala Lys Thr Asp His
315                 320                 325                 330

ggg gcg gag atc gtg tac aag tcg cca gtg gtg tct ggg gac acg tct      1360
Gly Ala Glu Ile Val Tyr Lys Ser Pro Val Val Ser Gly Asp Thr Ser
```

```
                335                 340                 345

cca cgg cat ctc agc aat gtc tcc tcc acc ggc agc atc gac atg gta    1408
Pro Arg His Leu Ser Asn Val Ser Ser Thr Gly Ser Ile Asp Met Val
            350                 355                 360

gac tcg ccc cag ctc gcc acg cta gct gac gag gtg tct gcc tcc ctg    1456
Asp Ser Pro Gln Leu Ala Thr Leu Ala Asp Glu Val Ser Ala Ser Leu
        365                 370                 375

gcc aag cag ggt ttg tga tcaggcccct ggggcggtca ataattgtgg           1504
Ala Lys Gln Gly Leu
    380

agaggagaga atgagagagt gtggaaaaaa aaagaataat gacccggccc ccgccctctg 1564
cccccagctg ctcctcgcag ttcggttaat tggttaatca cttaacctgc ttttgtcact 1624
cggctttggc tcgggacttc aaaatcagtg atgggagtaa gagcaaattt catctttcca 1684
aattgatggg tgggctagta ataaaatatt taaaaaaaaa cattcaaaaa catggccaca 1744
tccaacattt cctcaggcaa ttcctttttga ttctttttttc ttcccccctcc atgtagaaga 1804
gggagaagga gaggctctga aagctgcttc tgggggattt caagggactg ggggtgccaa 1864
ccacctctgg ccctgttgtg ggggtgtcac agaggcagtg gcagcaacaa aggatttgaa 1924
acttggtgtg ttcgtggagc cacaggcaga cgatgtcaac cttgtgtgag tgtgacgggg 1984
gttggggtgg ggcgggaggc cacgggggag gccgaggcag gggctgggca gaggggagag 2044
gaagcacaag aagtgggagt gggagaggaa gccacgtgct ggagagtaga catccccctc 2104
cttgccgctg ggagagccaa ggcctatgcc acctgcagcg tctgagcggc cgcctgtcct 2164
tggtggccgg gggtgggggc ctgctgtggg tcagtgtgcc acccctctgca gggcagcctg 2224
tgggagaagg gacagcgggt aaaaagagaa ggcaagctgg caggagggtg gcacttcgtg 2284
gatgacctcc ttagaaaaga ctgaccttga tgtcttgaga gcgctggcct cttcctccct 2344
ccctgcaggg taggggggcct gagttgaggg gcttccctct gctccacaga aaccctgttt 2404
tattgagttc tgaaggttgg aactgctgcc atgattttgg ccactttgca gacctgggac 2464
tttagggcta accagttctc tttgtaagga cttgtgcctc ttgggagacg tccacccgtt 2524
tccaagcctg ggccactggc atctctggag tgtgtggggg tctgggaggc aggtcccgag 2584
ccccctgtcc ttcccacggc cactgcagtc accccgtctg cgccgctgtg ctgttgtctg 2644
ccgtgagagc ccaatcactg cctatacccc tcatcacacg tcacaatgtc ccgaattccc 2704
agcctcacca ccccttctca gtaatgaccc tggttggttg caggaggtac ctactccata 2764
ctgagggtga aattaaggga aggcaaagtc caggcacaag agtgggaccc cagcctctca 2824
ctctcagttc cactcatcca actgggaccc tcaccacgaa tctcatgatc tgattcggtt 2884
ccctgtctcc tcctcccgtc acagatgtga gccagggcac tgctcagctg tgaccctagg 2944
tgtttctgcc ttgttgacat ggagagagcc cttttcccctg agaaggcctg gccccttcct 3004
gtgctgagcc cacagcagca ggctgggtgt cttggttgtc agtggtggca ccaggatgga 3064
agggcaaggc acccagggca ggcccacagt cccgctgtcc cccacttgca ccctagcttg 3124
tagctgccaa cctcccagac agcccagccc gctgctcagc tccacatgca tagtatcagc 3184
cctccacacc cgacaaaggg gaacacaccc cctttggaaat ggttcttttc ccccagtccc 3244
agctggaagc catgctgtct gttctgctgg agcagctgaa catatacata gatgttgccc 3304
tgccctcccc atctgcaccc tgttgagttg tagttggatt tgtctgtttta tgcttggatt 3364
caccagagtg actatgatag tgaaaagaaa aaaaaaaaaa aaaaaggacg catgtatctt 3424
gaaatgcttg taaagaggtt tctaacccac cctcacgagg tgtctctcac ccccacactg 3484
ggactcgtgt ggcctgtgtg gtgccaccct gctggggcct cccaagtttt gaaaggcttt 3544
cctcagcacc tgggacccaa cagagaccag cttctagcag ctaaggaggc cgttcagctg 3604
tgacgaaggc ctgaagcaca ggattaggac tgaagcgatg atgtcccctt cccctacttcc 3664
cctttggggct cccctgtgtca gggcacagac taggtcttgt ggctggtctg gcttgcggcg 3724
cgaggatggt tctctctggt catagcccga agtctcatgg cagtcccaaa ggaggcttac 3784
aactcctgca tcacaagaaa aaggaagcca ctgccagctg gggggatctg cagctcccag 3844
aagctccgtg agcctcagcc acccctcaga ctgggttcct ctccaagctc gccctctgga 3904
ggggcagcgc agcctcccac caagggccct gcgaccacag cagggattgg gatgaattgc 3964
ctgtcctgga tctgctctag aggcccaagc tgcctgcctg aggaaggatg acttgacaag 4024
tcaggagaca ctgttcccaa agcctttgacc agagcacctc agcccgctga cctttgcacaa 4084
actccatctg ctgccatgag aaaagggaag ccgcctttgc aaaacattgc tgcctaaaga 4144
aactcagcag cctcaggccc aattctgcca cttctggttt gggtacagtt aaaggcaacc 4204
ctgagggact tggcagtaga aatccagggc ctcccctggg gctggcagct tcgtgtgcag 4264
ctagagcttt acctgaaagg aagtctctgg gcccagaact ctccaccaag agcctccctg 4324
ccgttcgctg agtcccagca attctcctaa gttgaaggga tctgagaagg agaaggaaat 4384
gtggggtaga tttggtggtg gttagagata tgcccccctc attactgcca acagtttcgg 4444
```

```
ctgcatttct tcacgcacct cggttcctct tcctgaagtt cttgtgccct gctcttcagc 4504
accatgggcc ttcttatacg gaaggctctg ggatctcccc cttgtggggc aggctcttgg 4564
ggccagcctta agatcatggt ttagggtgat cagtgctggc agataaattg aaaaggcacg 4624
ctggcttgtg atcttaaatg aggacaatcc ccccagggct gggcactcct cccctcccct 4684
cacttctccc acctgcagag ccagtgtcct tgggtgggct agataggata tactgtatgc 4744
cggctcctc aagctgctga ctcactttat caatagttcc atttaaattg acttcagtgg 4804
tgagactgta tcctgtttgc tattgcttgt tgtgctatgg ggggaggggg gaggaatgtg 4864
taagatagtt aacatgggca aagggagatc ttggggtgca gcacttaaac tgcctcgtaa 4924
cccttttcat gatttcaacc acatttgcta gagggaggga gcagccacgg agttagaggc 4984
cctttggggtt tctcttttcc actgacaggc tttcccaggc agctggctag ttcattccct 5044
ccccagccag gtgcaggcgt aggaatatgg acatctggtt gctttggcct gctgccctct 5104
ttcaggggtc ctaagcccac aatcatgcct ccctaagacc ttggcatcct tccctctaag 5164
ccgttggcac ctctgtgcca cctctcacac tggctccaga cacacagcct gtgcttttgg 5224
agctgagatc actcgcttca ccctcctcat ctttgttctc caagtaaagc cacgaggtcg 5284
gggcgagggc agaggtgatc acctgcgtgt cccatctaca gacctgcagc ttcataaaac 5344
ttctgatttc tcttcagctt tgaaaagggt taccctgggc actggcctag agcctcacct 5404
cctaatagac ttagccccat gagtttgcca tgttgagcag gactatttct ggcacttgca 5464
agtcccatga tttcttcggt aattctgagg gtgggggag ggacatgaaa tcatcttagc 5524
ttagctttct gtctgtgaat gtctatatag tgtattgtgt gttttaacaa atgatttaca 5584
ctgactgttg ctgtaaaagt gaatttggaa ataaagttat tactctgatt aaa        5637
```

<210> 9
<211> 6762
<212> DNA
<213> homo sapiens

<220>
<221> CDS
<222> (323)...(2599)

<400> 9

```
ggacggccga gcggcagggc gctcgcgcgc gcccactagt ggccggagga gaaggctccc 60
gcggaggccg cgctgcccgc cccctcccct ggggaggctc gcgttcccgc tgctcgcgcc 120
tgcgccgccc gccggcctca ggaacgcgcc ctcttcgccg gcgcgcgccc tcgcagtcac 180
cgccacccac cagctccggc accaacagca gcgccgctgc caccgcccac cttctgccgc 240
cgccaccaca gccacctctt cctcctccgc tgtcctctcc cgtcctcgcc tctgtcgact 300
atcaggtgaa ctttgaacca gg atg gct gag ccc cgc cag gag ttc gaa gtg  352
                          Met Ala Glu Pro Arg Gln Glu Phe Glu Val
                           1               5                  10

atg gaa gat cac gct ggg acg tac ggg ttg ggg gac agg aaa gat cag   400
Met Glu Asp His Ala Gly Thr Tyr Gly Leu Gly Asp Arg Lys Asp Gln
                15                  20                  25

ggg ggc tac acc atg cac caa gac caa gag ggt gac acg gac gct ggc   448
Gly Gly Tyr Thr Met His Gln Asp Gln Glu Gly Asp Thr Asp Ala Gly
            30                  35                  40

ctg aaa gaa tct ccc ctg cag acc ccc act gag gac gga tct gag gaa   496
Leu Lys Glu Ser Pro Leu Gln Thr Pro Thr Glu Asp Gly Ser Glu Glu
        45                  50                  55

ccg ggc tct gaa acc tct gat gct aag agc act cca aca gcg gaa gat   544
Pro Gly Ser Glu Thr Ser Asp Ala Lys Ser Thr Pro Thr Ala Glu Asp
    60                  65                  70

gtg aca gca ccc tta gtg gat gag gga gct ccc ggc aag cag gct gcc   592
Val Thr Ala Pro Leu Val Asp Glu Gly Ala Pro Gly Lys Gln Ala Ala
75                  80                  85                  90

gcg cag ccc cac acg gag atc cca gaa gga acc aca gct gaa gaa gca   640
Ala Gln Pro His Thr Glu Ile Pro Glu Gly Thr Thr Ala Glu Glu Ala
                95                 100                 105
```

```
ggc att gga gac acc ccc agc ctg gaa gac gaa gct gct ggt cac gtg      688
Gly Ile Gly Asp Thr Pro Ser Leu Glu Asp Glu Ala Ala Gly His Val
            110                 115                 120

acc caa gag cct gaa agt ggt aag gtg gtc cag gaa ggc ttc ctc cga      736
Thr Gln Glu Pro Glu Ser Gly Lys Val Val Gln Glu Gly Phe Leu Arg
        125                 130                 135

gag cca ggc ccc cca ggt ctg agc cac cag ctc atg tcc ggc atg cct      784
Glu Pro Gly Pro Pro Gly Leu Ser His Gln Leu Met Ser Gly Met Pro
    140                 145                 150

ggg gct ccc ctc ctg cct gag ggc ccc aga gag gcc aca cgc caa cct      832
Gly Ala Pro Leu Leu Pro Glu Gly Pro Arg Glu Ala Thr Arg Gln Pro
155                 160                 165                 170

tcg ggg aca gga cct gag gac aca gag ggc ggc cgc cac gcc cct gag      880
Ser Gly Thr Gly Pro Glu Asp Thr Glu Gly Gly Arg His Ala Pro Glu
                175                 180                 185

ctg ctc aag cac cag ctt cta gga gac ctg cac cag gag ggg ccg ccg      928
Leu Leu Lys His Gln Leu Leu Gly Asp Leu His Gln Glu Gly Pro Pro
            190                 195                 200

ctg aag ggg gca ggg ggc aaa gag agg ccg ggg agc aag gag gag gtg      976
Leu Lys Gly Ala Gly Gly Lys Glu Arg Pro Gly Ser Lys Glu Glu Val
        205                 210                 215

gat gaa gac cgc gac gtc gat gag tcc tcc ccc caa gac tcc cct ccc     1024
Asp Glu Asp Arg Asp Val Asp Glu Ser Ser Pro Gln Asp Ser Pro Pro
    220                 225                 230

tcc aag gcc tcc cca gcc caa gat ggg cgg cct ccc cag aca gcc gcc     1072
Ser Lys Ala Ser Pro Ala Gln Asp Gly Arg Pro Pro Gln Thr Ala Ala
235                 240                 245                 250

aga gaa gcc acc agc atc cca ggc ttc cca gcg gag ggt gcc atc ccc     1120
Arg Glu Ala Thr Ser Ile Pro Gly Phe Pro Ala Glu Gly Ala Ile Pro
                255                 260                 265

ctc cct gtg gat ttc ctc tcc aaa gtt tcc aca gag atc cca gcc tca     1168
Leu Pro Val Asp Phe Leu Ser Lys Val Ser Thr Glu Ile Pro Ala Ser
            270                 275                 280

gag ccc gac ggg ccc agt gta ggg cgg gcc aaa ggg cag gat gcc ccc     1216
Glu Pro Asp Gly Pro Ser Val Gly Arg Ala Lys Gly Gln Asp Ala Pro
        285                 290                 295

ctg gag ttc acg ttt cac gtg gaa atc aca ccc aac gtg cag aag gag     1264
Leu Glu Phe Thr Phe His Val Glu Ile Thr Pro Asn Val Gln Lys Glu
    300                 305                 310

cag gcg cac tcg gag gag cat ttg gga agg gct gca ttt cca ggg gcc     1312
Gln Ala His Ser Glu Glu His Leu Gly Arg Ala Ala Phe Pro Gly Ala
315                 320                 325                 330

cct gga gag ggg cca gag gcc cgg ggc ccc tct ttg gga gag gac aca     1360
Pro Gly Glu Gly Pro Glu Ala Arg Gly Pro Ser Leu Gly Glu Asp Thr
                335                 340                 345

aaa gag gct gac ctt cca gag ccc tct gaa aag cag cct gct gct gct     1408
Lys Glu Ala Asp Leu Pro Glu Pro Ser Glu Lys Gln Pro Ala Ala Ala
```

```
            350                 355                 360

ccg cgg ggg aag ccc gtc agc cgg gtc cct caa ctc aaa gct cgc atg     1456
Pro Arg Gly Lys Pro Val Ser Arg Val Pro Gln Leu Lys Ala Arg Met
        365                 370                 375

gtc agt aaa agc aaa gac ggg act gga agc gat gac aaa aaa gcc aag     1504
Val Ser Lys Ser Lys Asp Gly Thr Gly Ser Asp Asp Lys Lys Ala Lys
    380                 385                 390

aca tcc aca cgt tcc tct gct aaa acc ttg aaa aat agg cct tgc ctt     1552
Thr Ser Thr Arg Ser Ser Ala Lys Thr Leu Lys Asn Arg Pro Cys Leu
395                 400                 405                 410

agc ccc aaa cac ccc act cct ggt agc tca gac cct ctg atc caa ccc     1600
Ser Pro Lys His Pro Thr Pro Gly Ser Ser Asp Pro Leu Ile Gln Pro
                415                 420                 425

tcc agc cct gct gtg tgc cca gag cca cct tcc tct cct aaa tac gtc     1648
Ser Ser Pro Ala Val Cys Pro Glu Pro Pro Ser Ser Pro Lys Tyr Val
            430                 435                 440

tct tct gtc act tcc cga act ggc agt tct gga gca aag gag atg aaa     1696
Ser Ser Val Thr Ser Arg Thr Gly Ser Ser Gly Ala Lys Glu Met Lys
        445                 450                 455

ctc aag ggg gct gat ggt aaa acg aag atc gcc aca ccg cgg gga gca     1744
Leu Lys Gly Ala Asp Gly Lys Thr Lys Ile Ala Thr Pro Arg Gly Ala
    460                 465                 470

gcc cct cca ggc cag aag ggc cag gcc aac gcc acc agg att cca gca     1792
Ala Pro Pro Gly Gln Lys Gly Gln Ala Asn Ala Thr Arg Ile Pro Ala
475                 480                 485                 490

aaa acc ccg ccc gct cca aag aca cca ccc agc tct ggt gaa cct cca     1840
Lys Thr Pro Pro Ala Pro Lys Thr Pro Pro Ser Ser Gly Glu Pro Pro
                495                 500                 505

aaa tca ggg gat cgc agc ggc tac agc agc ccc ggc tcc cca ggc act     1888
Lys Ser Gly Asp Arg Ser Gly Tyr Ser Ser Pro Gly Ser Pro Gly Thr
            510                 515                 520

ccc ggc agc cgc tcc cgc acc ccg tcc ctt cca acc cca ccc acc cgg     1936
Pro Gly Ser Arg Ser Arg Thr Pro Ser Leu Pro Thr Pro Pro Thr Arg
        525                 530                 535

gag ccc aag aag gtg gca gtg gtc cgt act cca ccc aag tcg ccg tct     1984
Glu Pro Lys Lys Val Ala Val Val Arg Thr Pro Pro Lys Ser Pro Ser
    540                 545                 550

tcc gcc aag agc cgc ctg cag aca gcc ccc gtg ccc atg cca gac ctg     2032
Ser Ala Lys Ser Arg Leu Gln Thr Ala Pro Val Pro Met Pro Asp Leu
555                 560                 565                 570

aag aat gtc aag tcc aag atc ggc tcc act gag aac ctg aag cac cag     2080
Lys Asn Val Lys Ser Lys Ile Gly Ser Thr Glu Asn Leu Lys His Gln
                575                 580                 585

ccg gga ggc ggg aag gtg cag ata att aat aag aag ctg gat ctt agc     2128
Pro Gly Gly Gly Lys Val Gln Ile Ile Asn Lys Lys Leu Asp Leu Ser
            590                 595                 600

aac gtc cag tcc aag tgt ggc tca aag gat aat atc aaa cac gtc ccg     2176
```

```
Asn Val Gln Ser Lys Cys Gly Ser Lys Asp Asn Ile Lys His Val Pro
        605                 610                 615

gga ggc ggc agt gtg caa ata gtc tac aaa cca gtt gac ctg agc aag     2224
Gly Gly Gly Ser Val Gln Ile Val Tyr Lys Pro Val Asp Leu Ser Lys
    620                 625                 630

gtg acc tcc aag tgt ggc tca tta ggc aac atc cat cat aaa cca gga     2272
Val Thr Ser Lys Cys Gly Ser Leu Gly Asn Ile His His Lys Pro Gly
635                 640                 645                 650

ggt ggc cag gtg gaa gta aaa tct gag aag ctt gac ttc aag gac aga     2320
Gly Gly Gln Val Glu Val Lys Ser Glu Lys Leu Asp Phe Lys Asp Arg
                655                 660                 665

gtc cag tcg aag att ggg tcc ctg gac aat atc acc cac gtc cct ggc     2368
Val Gln Ser Lys Ile Gly Ser Leu Asp Asn Ile Thr His Val Pro Gly
            670                 675                 680

gga gga aat aaa aag att gaa acc cac aag ctg acc ttc cgc gag aac     2416
Gly Gly Asn Lys Lys Ile Glu Thr His Lys Leu Thr Phe Arg Glu Asn
        685                 690                 695

gcc aaa gcc aag aca gac cac ggg gcg gag atc gtg tac aag tcg cca     2464
Ala Lys Ala Lys Thr Asp His Gly Ala Glu Ile Val Tyr Lys Ser Pro
    700                 705                 710

gtg gtg tct ggg gac acg tct cca cgg cat ctc agc aat gtc tcc tcc     2512
Val Val Ser Gly Asp Thr Ser Pro Arg His Leu Ser Asn Val Ser Ser
715                 720                 725                 730

acc ggc agc atc gac atg gta gac tcg ccc cag ctc gcc acg cta gct     2560
Thr Gly Ser Ile Asp Met Val Asp Ser Pro Gln Leu Ala Thr Leu Ala
                735                 740                 745

gac gag gtg tct gcc tcc ctg gcc aag cag ggt ttg tga tcaggcccct      2609
Asp Glu Val Ser Ala Ser Leu Ala Lys Gln Gly Leu
            750                 755

ggggcggtca ataattgtgg agaggagaga atgagagagt gtggaaaaaa aaagaataat  2669
gacccggccc ccgccctctg cccccagctg ctcctcgcag ttcggttaat tggttaatca  2729
cttaacctgc ttttgtcact cggctttggc tcgggacttc aaaatcagtg atgggagtaa  2789
gagcaaattt catctttcca aattgatggg tgggctagta ataaaatatt taaaaaaaaa  2849
cattcaaaaa catggccaca tccaacattt cctcaggcaa ttccttttga ttctttttc   2909
ttccccctcc atgtagaaga gggagaagga gaggctctga aagctgcttc tgggggattt  2969
caagggactg ggggtgccaa ccacctctgg ccctgttgtg ggggtgtcac agaggcagtg  3029
gcagcaacaa aggatttgaa acttggtgtg ttcgtggagc cacaggcaga cgatgtcaac  3089
cttgtgtgag tgtgacgggg gttggggtgg ggcgggaggc cacgggggag gccgaggcag  3149
gggctgggca gaggggagag gaagcacaag aagtgggagt gggagaggaa gccacgtgct  3209
ggagagtaga catccccctc cttgccgctg ggagagccaa ggcctatgcc acctgcagcg  3269
tctgagcggc cgcctgtcct tggtggccgg gggtgggggc ctgctgtggg tcagtgtgcc  3329
accctctgca gggcagcctg tgggagaagg gacagcgggt aaaaagagaa ggcaagctgg  3389
caggagggtg gcacttcgtg gatgacctcc ttagaaaaga ctgaccttga tgtcttgaga  3449
gcgctggcct cttcctccct ccctgcaggg taggggggcct gagttgaggg gcttccctct 3509
gctccacaga aaccctgttt tattgagttc tgaaggttgg aactgctgcc atgattttgg  3569
ccactttgca gacctgggac tttagggcta accagttctc tttgtaagga cttgtgcctc  3629
ttgggagacg tccacccgtt tccaagcctg ggccactggc atctctggag tgtgtggggg  3689
tctgggaggc aggtcccgag ccccctgtcc ttcccacggc cactgcagtc accccgtctg  3749
cgccgctgtg ctgttgtctg ccgtgagagc ccaatcactg cctatacccc tcatcacacg  3809
tcacaatgtc ccgaattccc agcctcacca ccccttctca gtaatgaccc tggttggttg  3869
caggaggtac ctactccata ctgagggtga aattaaggga aggcaaagtc caggcacaag  3929
agtgggaccc cagcctctca ctctcagttc cactcatcca actgggaccc tcaccacgaa  3989
tctcatgatc tgattcggtt ccctgtctcc tcctcccgtc acagatgtga gccagggcac  4049
```

```
t gct cagct g  t gaccct agg  t gt t t ct gcc  t t gt t gacat  ggagagagcc  ct t t cccct g  4109
agaaggcct g  gcccct t cct  gt gct gagcc  cacagcagca  ggct gggt gt  ct t ggt t gt c  4169
agt ggt ggca  ccaggat gga  agggcaaggc  acccagggca  ggcccacagt  cccgct gt cc  4229
cccact t gca  ccct agct t g  t agct gccaa  cct cccagac  agcccagccc  gct gct cagc  4289
t ccacat gca  t agt at cagc  cct ccacacc  cgacaaaggg  gaacacaccc  cct t ggaaat  4349
ggt t ct t t t c  ccccagt ccc  agct ggaagc  cat gct gt ct  gt t ct gct gg  agcagct gaa  4409
cat at acat a  gat gt t gccc  t gccct cccc  at ct gcaccc  t gt t gagt t g  t agt t ggat t  4469
t gt ct gt t t a  t gct t ggat t  caccagagt g  act at gat ag  t gaaaagaaa  aaaaaaaaaa  4529
aaaaaggacg  cat gt at ct t  gaaat gct t g  t aaagaggt t  t ct aacccac  cct cacgagg  4589
t gt ct ct cac  ccccacact g  ggact cgt gt  ggcct gt gt g  gt gccaccct  gct ggggcct  4649
cccaagt t t t  gaaaggct t t  cct cagcacc  t gggacccaa  cagagaccag  ct t ct agcag  4709
ct aaggaggc  cgt t cagct g  t gacgaaggc  ct gaagcaca  ggat t aggac  t gaagcgat g  4769
at gt cccct t  ccct act t cc  cct t ggggct  ccct gt gt ca  gggcacagac  t aggt ct t gt  4829
ggct ggt ct g  gct t gcggcg  cgaggat ggt  t ct ct ct ggt  cat agcccga  agt ct cat gg  4889
cagt cccaaa  ggaggct t ac  aact cct gca  t cacaagaaa  aaggaagcca  ct gccagct g  4949
gggggat ct g  cagct cccag  aagct ccgt g  agcct cagcc  acccct caga  ct gggt t cct  5009
ct ccaagct c  gcccct ct gga  ggggcagcgc  agcct cccac  caagggccct  gcgaccacag  5069
cagggat t gg  gat gaat t gc  ct gt cct gga  t ct gct ct ag  aggcccaagc  t gcct gcct g  5129
aggaaggat g  act t gacaag  t caggagaca  ct gt t cccaa  agcct t gacc  agagcacct c  5189
agcccgct ga  cct t gcacaa  act ccat ct g  ct gccat gag  aaaagggaag  ccgcct t t gc  5249
aaaacat t gc  t gcct aaaga  aact cagcag  cct caggccc  aat t ct gcca  ct t ct ggt t t  5309
gggt acagt t  aaaggcaacc  ct gagggact  t ggcagt aga  aat ccagggc  ct cccct ggg  5369
gct ggcagct  t cgt gt gcag  ct agagct t t  acct gaaagg  aagt ct ct gg  gcccagaact  5429
ct ccaccaag  agcct ccct g  ccgt t cgct g  agt cccagca  at t ct cct aa  gt t gaaggga  5489
t ct gagaagg  agaaggaaat  gt ggggt aga  t t t ggt ggt g  gt t agagat a  t gcccccct c  5549
at t act gcca  acagt t t cgg  ct gcat t t ct  t cacgcacct  cggt t cct ct  t cct gaagt t  5609
ct t gt gccct  gct ct t cagc  accat gggcc  t t ct t at acg  gaaggct ct g  ggat ct cccc  5669
ct t gt ggggc  aggct ct t gg  ggccagcct a  agat cat ggt  t t agggt gat  cagt gct ggc  5729
agat aaat t g  aaaaggcacg  ct ggct t gt g  at ct t aaat g  aggacaat cc  ccccagggct  5789
gggcact cct  cccct cccct  cact t ct ccc  acct gcagag  ccagt gt cct  t gggt gggct  5849
agat aggat a  t act gt at gc  cggct cct t c  aagct gct ga  ct cact t t at  caat agt t cc  5909
at t t aaat t g  act t cagt gg  t gagact gt a  t cct gt t t gc  t at t gct t gt  t gt gct at gg  5969
ggggaggggg  gaggaat gt g  t aagat agt t  aacat gggca  aagggagat c  t t ggggt gca  6029
gcact t aaac  t gcct cgt aa  cccct t t t cat  gat t t caacc  acat t t gct a  gagggaggga  6089
gcagccacgg  agt t agaggc  cct t ggggt t  t ct ct t t t cc  act gacaggc  t t t cccaggc  6149
agct ggct ag  t t cat t ccct  ccccagccag  gt gcaggcgt  aggaat at gg  acat ct ggt t  6209
gct t t ggcct  gct gcccct ct  t t caggggt c  ct aagcccac  aat cat gcct  ccct aagacc  6269
t t ggcat cct  t ccct ct aag  ccgt t ggcac  ct ct gt gcca  cct ct cacac  t ggct ccaga  6329
cacacagcct  gt gct t t t gg  agct gagat c  act cgct t ca  ccct cct cat  ct t t gt t ct c  6389
caagt aaagc  cacgaggt cg  gggcgagggc  agaggt gat c  acct gcgt gt  cccat ct aca  6449
gacct gcagc  t t cat aaaac  t t ct gat t t c  t ct t cagct t  t gaaaagggt  t accct gggc  6509
act ggcct ag  agcct cacct  cct aat agac  t t agccccat  gagt t t gcca  t gt t gagcag  6569
gact at t t ct  ggcact t gca  agt cccat ga  t t t ct t cggt  aat t ct gagg  gt gggggag  6629
ggacat gaaa  t cat ct t agc  t t agct t t ct  gt ct gt gaat  gt ct at at ag  t gt at t gt gt  6689
gt t t t aacaa  at gat t t aca  ct gact gt t g  ct gt aaaagt  gaat t t ggaa  at aaagt t at  6749
t act ct gat t  aaa  6762
```

<210> 10
<211> 5544
<212> DNA
<213> homo sapi ens

<220>
<221> CDS
<222> (323)...(1381)

<400> 10

```
ggacggccga  gcggcagggc  gct cgcgcgc  gcccact agt  ggccggagga  gaaggct ccc  60
gcggaggccg  cgct gcccgc  cccct cccct  ggggaggct c  gcgt t cccgc  t gct cgcgcc  120
t gcgccgccc  gccggcct ca  ggaacgcgcc  ct ct t cgccg  gcgcgcgccc  t cgcagt cac  180
cgccacccac  cagct ccggc  accaacagca  gcgccgct gc  caccgcccac  ct t ct gccgc  240
cgccaccaca  gccacct t ct  cct cct ccgc  t gt cct ct cc  cgt cct cgcc  t ct gt cgact  300
at caggt gaa  ct t t gaacca  gg at g gct  gag ccc cgc cag gag t t c gaa gt g  352
```

```
                                Met Ala Glu Pro Arg Gln Glu Phe Glu Val
                                 1               5                  10

atg gaa gat cac gct ggg acg tac ggg ttg ggg gac agg aaa gat cag     400
Met Glu Asp His Ala Gly Thr Tyr Gly Leu Gly Asp Arg Lys Asp Gln
                15                  20                  25

ggg ggc tac acc atg cac caa gac caa gag ggt gac acg gac gct ggc     448
Gly Gly Tyr Thr Met His Gln Asp Gln Glu Gly Asp Thr Asp Ala Gly
            30                  35                  40

ctg aaa gct gaa gaa gca ggc att gga gac acc ccc agc ctg gaa gac     496
Leu Lys Ala Glu Glu Ala Gly Ile Gly Asp Thr Pro Ser Leu Glu Asp
        45                  50                  55

gaa gct gct ggt cac gtg acc caa gct cgc atg gtc agt aaa agc aaa     544
Glu Ala Ala Gly His Val Thr Gln Ala Arg Met Val Ser Lys Ser Lys
    60                  65                  70

gac ggg act gga agc gat gac aaa aaa gcc aag ggg gct gat ggt aaa     592
Asp Gly Thr Gly Ser Asp Asp Lys Lys Ala Lys Gly Ala Asp Gly Lys
75                  80                  85                  90

acg aag atc gcc aca ccg cgg gga gca gcc cct cca ggc cag aag ggc     640
Thr Lys Ile Ala Thr Pro Arg Gly Ala Ala Pro Pro Gly Gln Lys Gly
                95                  100                 105

cag gcc aac gcc acc agg att cca gca aaa acc ccg ccc gct cca aag     688
Gln Ala Asn Ala Thr Arg Ile Pro Ala Lys Thr Pro Pro Ala Pro Lys
            110                 115                 120

aca cca ccc agc tct ggt gaa cct cca aaa tca ggg gat cgc agc ggc     736
Thr Pro Pro Ser Ser Gly Glu Pro Pro Lys Ser Gly Asp Arg Ser Gly
        125                 130                 135

tac agc agc ccc ggc tcc cca ggc act ccc ggc agc cgc tcc cgc acc     784
Tyr Ser Ser Pro Gly Ser Pro Gly Thr Pro Gly Ser Arg Ser Arg Thr
    140                 145                 150

ccg tcc ctt cca acc cca ccc acc cgg gag ccc aag aag gtg gca gtg     832
Pro Ser Leu Pro Thr Pro Pro Thr Arg Glu Pro Lys Lys Val Ala Val
155                 160                 165                 170

gtc cgt act cca ccc aag tcg ccg tct tcc gcc aag agc cgc ctg cag     880
Val Arg Thr Pro Pro Lys Ser Pro Ser Ser Ala Lys Ser Arg Leu Gln
                175                 180                 185

aca gcc ccc gtg ccc atg cca gac ctg aag aat gtc aag tcc aag atc     928
Thr Ala Pro Val Pro Met Pro Asp Leu Lys Asn Val Lys Ser Lys Ile
            190                 195                 200

ggc tcc act gag aac ctg aag cac cag ccg gga ggc ggg aag gtg caa     976
Gly Ser Thr Glu Asn Leu Lys His Gln Pro Gly Gly Gly Lys Val Gln
        205                 210                 215

ata gtc tac aaa cca gtt gac ctg agc aag gtg acc tcc aag tgt ggc     1024
Ile Val Tyr Lys Pro Val Asp Leu Ser Lys Val Thr Ser Lys Cys Gly
    220                 225                 230

tca tta ggc aac atc cat cat aaa cca gga ggt ggc cag gtg gaa gta     1072
Ser Leu Gly Asn Ile His His Lys Pro Gly Gly Gly Gln Val Glu Val
235                 240                 245                 250
```

```
aaa tct gag aag ctt gac ttc aag gac aga gtc cag tcg aag att ggg    1120
Lys Ser Glu Lys Leu Asp Phe Lys Asp Arg Val Gln Ser Lys Ile Gly
                255                 260                 265

tcc ctg gac aat atc acc cac gtc cct ggc gga gga aat aaa aag att    1168
Ser Leu Asp Asn Ile Thr His Val Pro Gly Gly Gly Asn Lys Lys Ile
            270                 275                 280

gaa acc cac aag ctg acc ttc cgc gag aac gcc aaa gcc aag aca gac    1216
Glu Thr His Lys Leu Thr Phe Arg Glu Asn Ala Lys Ala Lys Thr Asp
        285                 290                 295

cac ggg gcg gag atc gtg tac aag tcg cca gtg gtg tct ggg gac acg    1264
His Gly Ala Glu Ile Val Tyr Lys Ser Pro Val Val Ser Gly Asp Thr
    300                 305                 310

tct cca cgg cat ctc agc aat gtc tcc tcc acc ggc agc atc gac atg    1312
Ser Pro Arg His Leu Ser Asn Val Ser Ser Thr Gly Ser Ile Asp Met
315                 320                 325                 330

gta gac tcg ccc cag ctc gcc acg cta gct gac gag gtg tct gcc tcc    1360
Val Asp Ser Pro Gln Leu Ala Thr Leu Ala Asp Glu Val Ser Ala Ser
                335                 340                 345

ctg gcc aag cag ggt ttg tga tcaggcccct ggggcggtca ataattgtgg       1411
Leu Ala Lys Gln Gly Leu
            350

agaggagaga atgagagagt gtggaaaaaa aaagaataat gacccggccc ccgccctctg 1471
cccccagctg ctcctcgcag ttcggttaat tggttaatca cttaacctgc ttttgtcact 1531
cggctttggc tcgggacttc aaaatcagtg atgggagtaa gagcaaattt catctttcca 1591
aattgatggg tgggctagta ataaaatatt taaaaaaaaa cattcaaaaa catggccaca 1651
tccaacattt cctcaggcaa ttccttttga ttctttttc ttcccccctcc atgtagaaga 1711
gggagaagga gaggctctga aagctgcttc tgggggattt caagggactg ggggtgccaa 1771
ccacctctgg ccctgttgtg ggggtgtcac agaggcagtg gcagcaacaa aggatttgaa 1831
acttggtgtg ttcgtggagc cacaggcaga cgatgtcaac cttgtgtgag tgtgacgggg 1891
gttggggtgg ggcgggaggc cacgggggag gccgaggcag gggctgggca gaggggagag 1951
gaagcacaag aagtgggagt gggagaggaa gccacgtgct ggagagtaga catccccctc 2011
cttgccgctg ggagagccaa ggcctatgcc acctgcagcg tctgagcggc cgcctgtcct 2071
tggtggccgg gggtgggggc ctgctgtggg tcagtgtgcc accctctgca gggcagcctg 2131
tgggagaagg gacagcgggt aaaaagagaa ggcaagctgg caggagggtg gcacttcgtg 2191
gatgacctcc ttagaaaaga ctgaccttga tgtcttgaga gcgctggcct cttcctccct 2251
ccctgcaggg taggggggcct gagttgaggg gcttccctct gctccacaga aaccctgttt 2311
tattgagttc tgaaggttgg aactgctgcc atgattttgg ccactttgca gacctgggac 2371
tttagggcta accagttctc tttgtaagga cttgtgcctc ttgggagacg tccacccgtt 2431
tccaagcctg ggccactggc atctctggag tgtgtggggg tctgggaggc aggtcccgag 2491
ccccctgtcc ttcccacggc cactgcagtc accccgtctg cgccgctgtg ctgttgtctg 2551
ccgtgagagc ccaatcactg cctatacccc tcatcacacg tcacaatgtc ccgaattccc 2611
agcctcacca ccccttctca gtaatgaccc tggttggttg caggaggtac ctactccata 2671
ctgagggtga aattaaggga aggcaaagtc caggcacaag agtgggaccc cagcctctca 2731
ctctcagttc cactcatcca actgggaccc tcaccacgaa tctcatgatc tgattcggtt 2791
ccctgtctcc tcctcccgtc acagatgtga gccagggcac tgctcagctg tgaccctagg 2851
tgtttctgcc ttgttgacat ggagagagcc cttttcccctg agaaggcctg gccccttcct 2911
gtgctgagcc cacagcagca ggctgggtgt cttggttgtc agtggtggca ccaggatgga 2971
agggcaaggc acccagggca ggcccacagt cccgctgtcc cccacttgca ccctagcttg 3031
tagctgccaa cctcccagac agcccagccc gctgctcagc tccacatgca tagtatcagc 3091
cctccacacc cgacaaaggg gaacacaccc cctttggaaat ggttctttttc ccccagtccc 3151
agctggaagc catgctgtct gttctgctgg agcagctgaa catatacata gatgttgccc 3211
tgccctcccc atctgcaccc tgttgagttg tagttggatt tgtctgtttta tgcttggatt 3271
caccagagtg actatgatag tgaaaagaaa aaaaaaaaaa aaaaaggacg catgtatctt 3331
gaaatgcttg taaagaggtt tctaacccac cctcacgagg tgtctctcac ccccacactg 3391
ggactcgtgt ggcctgtgtg gtgccaccct gctggggcct cccaagtttt gaaaggcttt 3451
cctcagcacc tgggacccaa cagagaccag cttctagcag ctaaggaggc cgttcagctg 3511
```

```
tgacgaaggc ctgaagcaca ggattaggac tgaagcgatg atgtcccctt cccttacttcc 3571
cctttggggct cccctgtgtca gggcacagac taggtcttgt ggctggtctg gcttgcggcg 3631
cgaggatggt tctctctggt catagcccga agtctcatgg cagtcccaaa ggaggcttac 3691
aactcctgca tcacaagaaa aaggaagcca ctgccagctg gggggatctg cagctcccag 3751
aagctccgtg agcctcagcc acccctcaga ctgggttcct ctccaagctc gccctctgga 3811
ggggcagcgc agcctcccac caagggccct gcgaccacag cagggattgg gatgaattgc 3871
ctgtcctgga tctgctctag aggcccaagc tgcctgcctg aggaaggatg acttgacaag 3931
tcaggagaca ctgttcccaa agccttgacc agagcacctc agcccgctga ccttgcacaa 3991
actccatctg ctgccatgag aaaagggaag ccgcctttgc aaaacattgc tgcctaaaga 4051
aactcagcag cctcaggccc aattctgcca cttctggttt gggtacagtt aaaggcaacc 4111
ctgagggact tggcagtaga aatccagggc ctcccctggg gctggcagct tcgtgtgcag 4171
ctagagcttt acctgaaagg aagtctctgg gcccagaact ctccaccaag agcctcccctg 4231
ccgttcgctg agtcccagca attctcctaa gttgaaggga tctgagaagg agaaggaaat 4291
gtggggtaga tttggtggtg gttagagata tgcccccctc attactgcca acagtttcgg 4351
ctgcatttct tcacgcacct cggttcctct tcctgaagtt cttgtgccct gctcttcagc 4411
accatgggcc ttcttatacg gaaggctctg ggatctcccc cttgtggggc aggctcttgg 4471
ggccagccta agatcatggt ttagggtgat cagtgctggc agataaattg aaaaggcacg 4531
ctggcttgtg atcttaaatg aggacaatcc ccccagggct gggcactcct cccctcccct 4591
cacttctccc acctgcagag ccagtgtcct tgggtgggct agataggata tactgtatgc 4651
cggctcctc aagctgctga ctcactttat caatagttcc atttaaattg acttcagtgg 4711
tgagactgta tcctgtttgc tattgcttgt tgtgctatgg ggggaggggg gaggaatgtg 4771
taagatagtt aacatgggca aagggagatc ttggggtgca gcacttaaac tgcctcgtaa 4831
cccttttcat gatttcaacc acatttgcta gagggaggga gcagccacgg agttagaggc 4891
cctttggggtt tctcttttcc actgacaggc tttcccaggc agctggctag ttcattccct 4951
ccccagccag gtgcaggcgt aggaatatgg acatctggtt gctttggcct gctgccctct 5011
ttcaggggtc ctaagcccac aatcatgcct cccctaagacc ttggcatcct tccctctaag 5071
ccgttggcac ctctgtgcca cctctcacac tggctccaga cacacagcct gtgcttttgg 5131
agctgagatc actcgcttca ccctcctcat ctttgttctc caagtaaagc cacgaggtcg 5191
gggcgagggc agaggtgatc acctgcgtgt cccatctaca gacctgcagc ttcataaaac 5251
ttctgatttc tcttcagctt tgaaaagggt taccctgggc actggcctag agcctcacct 5311
cctaatagac ttagccccat gagtttgcca tgttgagcag gactatttct ggcacttgca 5371
agtcccatga tttcttcggt aattctgagg gtgggggag ggacatgaaa tcatcttagc 5431
ttagctttct gtctgtgaat gtctatatag tgtattgtgt gttttaacaa atgatttaca 5491
ctgactgttg ctgtaaaagt gaatttggaa ataaagttat tactctgatt aaa 5544
```

<210> 11
<211> 20
<212> DNA
<213> Artificial Sequence

<220>
<223> Synthetic Oligonucleotide

<400> 11
```
cttccctga aggttcctcc 20
```

<210> 12
<211> 20
<212> DNA
<213> Artificial Sequence

<220>
<223> Synthetic Oligonucleotide

<400> 12
```
tcttattaat tatctgcacc 20
```

<210> 13
<211> 20
<212> DNA
<213> Artificial Sequence

<220>

<223> Synthetic Oligonucleotide

<400> 13
ccagcttctt attaattatc 20

<210> 14
<211> 20
<212> DNA
<213> Artificial Sequence

<220>
<223> Synthetic Oligonucleotide

<400> 14
taagatccag cttcttatta 20

<210> 15
<211> 18
<212> DNA
<213> Artificial Sequence

<220>
<223> Synthetic Oligonucleotide

<400> 15
ggacgtgtga aggtactc 18

<210> 16
<211> 18
<212> DNA
<213> Artificial Sequence

<220>
<223> Synthetic Oligonucleotide

<400> 16
gcccaagaag gatttatt 18

<210> 17
<211> 18
<212> DNA
<213> Artificial Sequence

<220>
<223> Synthetic Oligonucleotide

<400> 17
tcctgagagc ccaagaag 18

<210> 18
<211> 18
<212> DNA
<213> Artificial Sequence

<220>
<223> Synthetic Oligonucleotide

<400> 18
cagatcctga gagcccaa 18

<210> 19
<211> 21
<212> DNA

<213> Artificial Sequence

<220>
<223> Synthetic Oligonucleotide

<400> 19
tgaaggtact cacactgccg c 21

<210> 20
<211> 18
<212> DNA
<213> Artificial Sequence

<220>
<223> Synthetic Oligonucleotide

<400> 20
tatctgcacc tttggtag 18

<210> 21
<211> 25
<212> DNA
<213> Artificial Sequence

<220>
<223> Primer

<400> 21
cgggaaggtg cagataatta ataag 25

<210> 22
<211> 26
<212> DNA
<213> Artificial Sequence

<220>
<223> Primer

<400> 22
ggacgtgttt gatattatcc tttgag 26

<210> 23
<211> 18
<212> DNA
<213> Artificial Sequence

<220>
<223> Probe

<400> 23
agctggatct tagcaacg 18

<210> 24
<211> 20
<212> DNA
<213> Artificial Sequence

<220>
<223> Primer

<400> 24
cactgagaac ctgaagcacc 20

<210> 25
<211> 21
<212> DNA
<213> Artificial Sequence

<220>
<223> Primer

<400> 25
ggacgttgct aagatccagc t 21

<210> 26
<211> 26
<212> DNA
<213> Artificial Sequence

<220>
<223> Probe

<400> 26
ttaattatct gcaccttccc gcctcc 26

<210> 27
<211> 22
<212> DNA
<213> Artificial Sequence

<220>
<223> Primer

<400> 27
ggataatatc aaacacgtcc cg 22

<210> 28
<211> 20
<212> DNA
<213> Artificial Sequence

<220>
<223> Primer

<400> 28
tgcctaatga gccacacttg 20

<210> 29
<211> 24
<212> DNA
<213> Artificial Sequence

<220>
<223> Probe

<400> 29
gtctacaaac cagttgacct gagc 24

<210> 30
<211> 21
<212> RNA
<213> Artificial Sequence

<220>
<223> Synthetic Oligonucleotide

<400> 30
ugaagguacu cacacugccg c 21

<210> 31
<211> 18
<212> RNA
<213> Artificial Sequence

<220>
<223> Synthetic Oligonucleotide

<400> 31
uaucugcacc uuugguag 18

<210> 32
<211> 141001
<212> DNA
<213> homo sapiens

<400> 32
aattatataa ggaaaaaggt ttaattgact cacagttcag catgtctggg gaagtgttag 60
gaaacttaca atcatggcag aagagaaagc aaaccatcct ttctcacatg gtgacaggaa 120
gagcaaagcg gggtaagccc cttacaaaac caccagatct catgagaact cactatcacg 180
agaacaccat ggaggtaact gcccccatga ttcaattacc tcccaccagg tccctcccac 240
gacatgtggg gattatgcga actccaactc aagatgagat ttgggtgggg acacagccaa 300
accatatcag aagcttaacc ttctttggag catgattatt cagttgaacc taagttcagt 360
agtcacccag ttatgctgtc ttcagctact attttccata tgtttctcaa acatctgata 420
tatcacactg gctagtgcac tttcttccac cagcatacca tctcaatttta ccactttaac 480
aattggactg ccactttgtg tcagggactta tctgtgctcc aactactaca agtgataagg 540
tcctcactga cagccaggga gcaagtgatc cagctctaaa actcacctta tcatctgctt 600
tcctagacca ctcctaacaa ccaactattc tgggttgagt tctccaagag gcagagagtt 660
caggatacag aatgttgttt tgtttttgtt gttgttgctg ttgttgtttg tgtgtgtgtt 720
tgggctttttt tgagacggag tctcactctg ttgcccaggt agaagtgcag tggcatgatc 780
tcagctccct gcaacctcca cctcctgggt ttaagtgatt cccctgcctc cacctcctga 840
gtagctggga ctacaagtgt gcgccaccac acccagctaa ttttttgtgtt tttagtagaa 900
atggggtttt accatgttgg ctaggctgct cccaaactcc tgacctccag tgatccacct 960
acctctgcct cccaaagtgc tgggattaca ggcgtgagcc accacaccca gcccagaatg 1020
tttattagaa tgcacaattta atccagagg cagtggggaa ggaaggactg agcagaggag 1080
gaagttgagt tgtgattcaa cccaacaact gcctggctgg catggggagc tctggagttta 1140
aatagggcca tcagactttc ccagtgtggg gccaacatga ctgggtcttt atacccccac 1200
ctctgtcagt cactcaacgt ggtctccctg caacaaggtg actcttgcag ccgagacaat 1260
ccctgaaggg acagagggct gaagcctgtc tgccaacagc actcccagtg gctggaacaa 1320
gtcctccct atagggaat ctgggcggca cacctccatc tccatgtcca tcacatacga 1380
tatcacagac atttaaatat tttgataact gtacataaga gttttcctta taatcttata 1440
gatcttattt tatgcatttg aaaatattct tctgagacag ggcttttatc atattgccat 1500
agggtgccac gatataaaaa aggttaaata ctctctgatt cagaagtatc caatgatgac 1560
ttctctctca tgcatttaat tgaaaatctg gtttttctcc ttctctgcta gttctctacc 1620
tctctcccca cctcccacat catagcctat tcacatatgt ctgaatctca tgatagacaa 1680
gttcaggttc ttttcccagg ttctttttac cacatccccc cacccccaca taaaaagtat 1740
atatggcaca gcctaggttc cacccaaatc ctttctcctc ttcttcctgg gcccacaact 1800
ctcctacata cattggtata ccttgcgctt agggatggcc atgtgactaa gttctaacag 1860
tggaacatga tcagatgcca cttccagcct ctaagacagc cagtgtgttt cctccataag 1920
ctcctttctct tcctcccaac tggagactct aaatgatgac cctgcctcaa gcaagcaaac 1980
aacaagtccc tcaggggtgg tgtaggctgc aaatggaagg agcttgagtc ccaaacctttc 2040
cacggagaag gctggctacc aacctggatc actcacccaa gactgctcga agagttggtt 2100
tgaaccattg tgttttgggg tctattttatt acaacagttt agcttgcttt gtgaatagat 2160
ttagtggcag agcctccaaa ttctatagat acattgatct cagtcctaac cgcatctgga 2220
acaccattaa ataaaggaat tgcaaaccca gagaaggtaa tgaatttgtc taaggtcata 2280
caagatggct aggatcagga cccaactctc cagttttctt tcttctctgc tattctgcct 2340
tctgtgatcc tacataagtg ggcatgattg tataacatat gcggccatga gatttctctt 2400
tcagcaagag aaagggacag gaagaaagag agggaatgca ttttcttggc ctgaattagt 2460
gtgagccatt agttacctac attgactaaa ttatctggaa tgaacattca actctacatc 2520
acatatagtt aaaatgacag atctgcttaa gattgtttct agcatacgtt atttcaattt 2580

aggcaaatgt gaccattcag tgtgagggga ccatactgtc attaggtccc tgtcagttct 2640
caattatact gttatcttag agggggaaaa atgtgaaatt tgaatgtaga cgagtgttga 2700
tttgactgct acagtttatt ttacgtatag aaataaaata atgtgtagca aaagcattat 2760
tacaaagatg ataatgaaat aactagtatt tataatagta taatagtata gtattttatAA 2820
tagtatgata gtttaatgac tattttgtcag atgttgtgta agaaacttta tacacacaca 2880
cacacacacc tcatttaatt cctgtatcaa tcaggataca ggacgctgtg gtaacaactc 2940
ctcaaatctc ggtggcttgc acaacaaatg cttatttctt tttttttttt gacaccaagt 3000
cttgctctgt aacaggctgg agtgcaatgg tgcaatctcg gctcactgca gcctctgcct 3060
cctgggttca agcgattctc ctgcctcagt ctctcgagta gctgggaaca caggcacgcg 3120
ccaccacatc tggctaattt ttgtgatttt agtagagatg ggattcacc atgttgctca 3180
ggctggcctt gaactcctga cctcaagcga tccacccacc tcagcctccc aaagtgctgg 3240
gattacaggc atgagccact gcgcccagcc ccaaatgttt atttcttgct catgtgacat 3300
gtacttcctc gagttttcc ttcctgagat ctaagctgaa ggaacagctc tctggagcca 3360
cgccattctg gtggcggaaa ggaagagtaa aagtggtaga acctttgcaat gctcttgaag 3420
cgcctatttg gaatgtctac atcatgtaaa tggtaatgga caagtatgta taatccccac 3480
accaaaaaaa ggggacactA ttggggacaa taaccacatt tcaatgctgc aagacggata 3540
ttgactgcac ccccttccca ctttcagaaa gaagaagagt aatttgctg aactcctctct 3600
agagactgga aatgtcccttt ccagttgggg tgattaggga aggctttggt aaaatttgag 3660
ctagagtttg aaggttaggt agactactgg tgggtgaaga aagaacaagg acctttgtag 3720
gcaaaggaaa acctcagaat tacagaggtg gaaaaagagt tctagtcaag ccacttcagc 3780
tggctacaga gtaggtggga aagaaaatgg gaggacaagg gctcagatga tgggggttg 3840
gggcattggg gggacacttg aaagctaaac taaggggttg aacttaattt aggaggcagt 3900
tagaagcttt tacatatttt tgagcaagag agtgacataa ttaaaatgat ctgggccagg 3960
tgtggtggct cacacctgta atcccagcac tttgggaggc tgaggagctt gggtcacctg 4020
aggtcaggag atcgagacca gcctggccaa catggtgaaa tcccgtcctA ctaaaaatac 4080
aaaaattagc cgggagtggt ggcatatgcc tgtaatccca gtagctggga ggctgagaca 4140
ggaaaatcgc ttgaacccgg gaaacaggtt gcagtgagcc gagatcgtgc cactgcactc 4200
cagcctgggc aacagagcga gactccatct caaaaaaaca aaacaaacac acacaaaaaa 4260
ccaaaaataa ataaataaaa tgatcacttc tgaatactga tctaactagg ggttgcaggg 4320
tgggctgata tagggagaaa ctggagagca aggagatcac taaggtccct acatgtccag 4380
aaccaagata gaggtcttga actaggatgg tggcagttag aacaacaaca acaaaaagtc 4440
aattccaggc tgagtgcagt ggctcatgcc tgtaatccca acgctttggg aggctgaggt 4500
gggagttaga aagcagcctg ggcaacactg caagacctcc tctctaaaaa aaaaaaaaaa 4560
aaaaagttag ccaggtgtgg tggtgcccac ctgtagtccc agcaactcag aaggctgagg 4620
tgggaagatt gcttgagccc caggagttca agcttgccgt gagctacgat tgtgccactg 4680
cactccagcc tgagcaagac cttgtctcca aaaaaaggtc aattccactg actttctaa 4740
ggtgtacacc atcaaggggc agctccatct ccaggccatt ggctcatgag acattctgta 4800
gtcagaaggc tagggcagat tgctttgagc aagcccccat ggtggttctc actcctactt 4860
ctttgggtat atgcccctct gtttaaaaat aaagttaata tgcatttaaa aaaaaaaagg 4920
agaaaaaggt cagttccaga aactgtgtga ataaagcatt tttacttgctt tttctattaa 4980
tctataacat atgttgattt tttaaaaaga atataagagc tatgcaaatt ggagcttcaa 5040
gacaacttcc catctcccta ggaggagatg gctgcccttaa acccccctac atagaaatca 5100
tcccactgct tgggcttaaa cttgatgttg gggaaatgaa aaatccaagc taaggccgaa 5160
gcctggggcc tgggcgacca gcagaatgag gaccactggt cagtttcagg ctgaggtgcg 5220
tcttccaggg gacaatctct agctggccct taaacattca gacttcaagc tctatttaca 5280
gcataaaggt gtttcaaaag acgtgataca aataactgca aatgctctgc gatgtgttaa 5340
gcactgtttg aaattcgtct aatttaagat tttttttttct gacgtaacgg ttagattcac 5400
gtttctttttt ttttaagtac agttctactg tattgtaact gagttagctt gctttaagcc 5460
gatttgttaa ggaaaggatt cacctttggtc agtaacaaaa aaggtgggaa aaaagcaagg 5520
agaaaggaag cagcctgggg gaaagagacc ttagccaggg gggcggtttc gggactacga 5580
agggtcggggg cggacggact cgagggccgg ccacgtggaa ggccgctcag gacttctgta 5640
ggagaggaca ccgccccagg ctgactgaaa gtaaagggca gcggacccag cggcggagcc 5700
actggcctttg ccccgacccc gcatggcccg aaggaggaca cccacccccg caacgacaca 5760
aagactccaa ctacaggagg tggagaaagc gcgtgcgcca cggaacgcgc gtgcgcgctg 5820
cggtcagcgc cgcggcctga ggcgtagcgg gagggggacc gcgaaagggc agcgccgaga 5880
ggaacgagcc gggagacgcc ggacggccga gcggcagggc gctcgcgcgc gcccactagt 5940
ggccggagga gaaggctccc gcggaggccg cgctgcccgc cccctcccct ggggaggctc 6000
gcgttcccgc tgctcgcgcc tgcgccgccc gccggcctca ggaacgcgcc ctcttcgccg 6060
gcgcgcgccc tcgcagtcac cgccacccac cagctccggc accaacagca gcgccgctgc 6120
caccgcccac cttctgccgc cgccaccaca gccacctttct cctcctccgc tgtcctctcc 6180
cgtcctcgcc tctgtcgact atcaggtaag cgccgcggct ccgaaatctg cctcgccgtc 6240
cgcctctgtg cacccctgcg ccgccgcccc tcgccctccc tctccgcaga ctggggctctc 6300
gtgcgccggg catcggtcgg ggccaccgca gggcccctcc ctgcctcccc tgctcggggg 6360

```
ctggggccag ggcggcctgg aaagggacct gagcaaggga tgcacgcacg cgtgagtgcg 6420
cgcgtgtgtg tgtgctggag ggtcttcacc accagattcg cgcagacccc aggtggaggc 6480
tgtgccggca gggtggggcg cggcggcggt gacttggggg agggggctgc cttcactct 6540
cgactgcagc cttttgccgc aatgggcgtg tgtgtgtgtg tgtgtgtgtg tgtgtgtgtg 6600
tgtgtgtgtg gaggggtccg ataacgaccc ccgaaaccga atctgaaatc cgctgtccct 6660
gccgctgttc gccatcagct ctaagaaaga cgtggatcgg gttctagaaa agatgactcc 6720
ctgcacgccc ctccctgcac ctcccgagca gtgattccga cagggcttc actgcccctg 6780
attttaggcg ggggccggcc ccctcccctt ttcctcttc agaaacccgt aggggacatt 6840
tgggggctgg gagaaatcga ggagatgggg aggggtccac gcgctgtcac tttagttgcc 6900
cttcccccctg cgcacgcctg gcacagagac gcgagcagcg ccgtgcctga gaacagtgcg 6960
cggatcccac tgtgcacgct cgcaaaggca gggttcacct ggcctggcga tgtggacgga 7020
ctcggcggcc gctggtcccc gttcgcgggc acgcacagcc gcagccacgc acggatgggc 7080
gcggggctgc aggtgcatct cggggcggat ttctttctca gcgctcggag cgcagggcgc 7140
ccggcgtgtg cgctccctgc cggaggcgcg gggctggcgc gcagggctcg cccctcactg 7200
cggcagtggg tgtggaccct ggtgggcgag gaagggggag gataggctgt gcctcctccc 7260
actcccgccc ccagcccccc tttttttccc cctcggaacg cgaggtgcca tctttttttcg 7320
gcgtgtcacg tctttacggt gccatgccaa accgggtggc cgggcttcat aggacagggc 7380
ggggcctggc attaaaggga gggggacaat cagcgctgaa atcttggcgt tttgctgctg 7440
cgggcgtgag cactggggc gttcgcccag cacctttctc gggggctctt tgctttgtct 7500
gtagaggtta cgtgatctgc gctcccagcc ctggtttctg gcttttattc tgagggtgtt 7560
cagtcaacct ccccctacg cccatgcgcc tctctttcct ttttcgctcc tcattttccga 7620
gcccattgtt ggatctcgag gcttgctggg ttcgatgaac tcgagtcaac cccccgaccc 7680
ccggcacgca tggaacgggc gtgaccgcgc gcagcctcgt ctcggagtct gccggcgccg 7740
ggaagcttct gaagggatgg gattcgagtc tccgtgcgcg ctgcgggcgg cggcagaggg 7800
atctcgcccc tccctacacc ccaagtgtcc tgagggccac gccacaccag gttgcccagc 7860
gagggacgct ggctacccat ccggggatgg gtggggagcc ctggcggggc ctctccggct 7920
ttacgccctg tttgcttcgcc tggccggaga atgtgaggaa ggggcataag gttactggtg 7980
cttcggccac acccatcttt ctgagcccac tggactgggc gcagaggggg gattgccatg 8040
gaaaccacag gtgtccggag aggggatctt ggggctggcc tcacccctc cctgcggaga 8100
ttggggaccc tggggtaggg ggagccgcgc ccagtcggcc tcctggagga cacgggagga 8160
agccccgaac ccccgcgcct gaggctgttt ctgattggcc cctggaggcc gcagacacgc 8220
agataggcgg ccctgggtgt attttttatta atattatgtc cgtactgatt aatattattt 8280
atcttaaata aattttcaccc gtgtccaagt tcaccgcgcc cccaaaaccg agtctggggc 8340
ggcaggggga actcctggcc aacgaatcca tgcctcgccc tcctgtgatg aacctggtac 8400
gcacggtttt ctggttaatt ctatcgctga aaactggtgc gggggcgca cttctgagac 8460
ggaagagcat ctaggagctg aatcctccac gcgggtcgcc caggttgatc tgaatttctg 8520
gggaatggct tggctgcccg cccgggacca ggccgaccct cctgacggt ggcgtagagg 8580
gctggagcct gggtactgcg aggctcctcg catggctggg cccgccgcga ggggttgcag 8640
agcggctcag ggatcgattc aagcatcgtc tctcctccct cgcccccaga cagagctggg 8700
cgcggggttc ccctccaga tggagcgagg gtctcggggt ggccccggaa aaggggagcc 8760
cgcggccacg gctacgtatt gccatctcgc gagcagagat gtcacctcct gcctttggag 8820
gaaagggagc ccggtgggga tgagcgcatt tagcccaatg ctgggaacaa agcgcactcc 8880
gcgcttctgc gatttcgctc catttttgaaa tgtgttggcg ctttggtggg gccgctgcgg 8940
tgggcaaggc cgggggcgct gttaatggag gaacctcagg gggacggtcc ttcgtaggaa 9000
actctatcct ggctctgcgc gcgctttaag gaaatggctt ccctccagga cctcgaggga 9060
tgcagcttttt gcgcggatga cggtggggtg ctgaaccagc cggtgcgcct ctggaaatgt 9120
ctgggcacgg atcctggggc catcgacgac tcctccccat tcccagcagg cgggagctct 9180
tacattccga gcagtgacc cctctcaccc tctggcgctc acacacctgt aactccaaac 9240
ctccgtctca gaatggtcca ggctggaagg gatgatgggg gctccgacag cgactgcctta 9300
gctcacccct ctgcgtgctc aggctccagg ctcagcagga ccaatttgag ttctatctga 9360
tccccctcgg ccccttaact gacccatcct acaggagaca gggaaatgtc tttcctaccg 9420
cggttgattc tggggtgtca ttttgtgttt tgtgatggct gcttatattt actgtataag 9480
cattgtattt actgtataag cattgtatta taattactgt ataagctgct tatatttact 9540
gtataagcat ctccaaatcc tcccctctacg taaacaaatt aatggataaa cagataagtg 9600
tatcccctgc ccccacccct gctacgcagg tccggagtga ctcttgaagc tcatacattc 9660
cttggccaag tttgcttctc taacagatgt tttatatagca atacctggc ttggcttg 9720
ggttcacctt tggacgattt ggggaagggg cttgttggct ttgctgggtt ttggatgagt 9780
gacagtccat gactgttcct gctggaaggg cgtgacttttt aagtggtttc taatatcagg 9840
cattgctcct ccgacaggaa caaaagaaat ggatactgcc cataaattgt tagaaaactt 9900
agaatcgctt tgattgagga aaggttagat tttattccggt tggaaaaagt ggcctttcta 9960
ttaaacgtgc cctttgaccc tcatgccctt ggaggtcggt gccagcctgg agatgggata 10020
agattgtggt tttccttctg cctttttaac atctgttgtt acagtccatt tgttgaaaat 10080
ttaaagaaac tgttttattc cacttttccct cagcatttat gtgtgtggtt tcagtagctc 10140
```

t gt ggct at a t gt acgaaca cgt gt t at t t t t ccaat t gg acat gt gat a at t t t ccaac 10200
t ggacct t gc ct t ct at t ga t gt at t t at t t agcat ct t c ct t act ccct cct t gaaaaa 10260
gaat cact ca aaaacaaat a aaaacagccg t aggggcct a at acagt gct agacat acaa 10320
gaggt at t cg gt ccat acca aat ggat t t t at ccat gaag gat aaat ggg gaaat acagt 10380
gggaagcagg t gggaaact g cgt t t gact c t gct ct t t cc t ccaccacca ct t t cct cat 10440
caccgt gt t c agagaccccc aaagcccccct cacact ccca gaaacacccc cct ggccact 10500
cct aact t gc cat gcccagg agt t aggt gc t t ccact agt gacat ggagc t ggcgt t t gg 10560
ggggcacct c agcaggt gac gggaagagaa gaccccagcc t caccagct g ggct gcagca 10620
gggagaggag t cct cat gt t ccagcaggga ct ct cagct g t t t t cct gt a aaaccat ggt 10680
t ct caact gg gggccact ga gat gt ct aga gagat gt t t t t gt t t t caca act cggggag 10740
ggt gct act g acat ct t gt g ggt agaggcc aggaat gct g t t aaacat cc t acaaggaag 10800
gcacaggaca gt ct cct aca t caaaat at g acccagt ccc aat gt cacca ct gct ggggt 10860
t gacact ggc act gct at ct t aat t acat t cat t gagt gt ct t t t aggag gccct at t ct 10920
aagt gct t gc t aagat t at c t cat t t aat c ct cacaacac t t ccgct at g t agcaggt gc 10980
t gt t at t at c t ccgt gat gg ggaaact gaa gcacagagag ggt t agt aac t t gct aaagg 11040
t cacagagcc agt gggt ggt ggagct ggt t gcct gacact agt t ccct cc cct ct cagcc 11100
acat gt gggt t t act t ggcc at t gt ggact agt ct gggaa cccagat at g at ct at aaca 11160
t t gacccagt agaat at t ga t t ccaaaacc act gt ct cac aaat gaat t t t t acaagagt 11220
ct gt aat cgg agcat gaccc agaat aaggt t agggagat g t ggagt t aaa gct ct caat t 11280
t ct t at ct gg ccccgacaca gagagcaagg cat t t cact c t acat t ggt g ct ct gt t t at 11340
aaaacaaaga gcaaat at ct ct t cct aagg t cct t aaacc t ct t ccccca at ccagggt t 11400
t ct ggact gc t ct gccat at gacggggcag ct ggt t t gat t gacccaggg aaggct ggaa 11460
at caagact g ggggat caag acgt agat t c agt gt ggcca aggt caagt c t ct gaggt t t 11520
agggacat ca gat ccccagc t t aggt t ct g t acct cggca aggt gaaagc gt t ggcgccc 11580
act gat gagg cct gct ct ga gat t gt gggt gt gggt t gag t t gggt gggc at aggcaagt 11640
cct ct t gt aa gaat ct t t t g gcaaagat gg gcct gggagg ct t t t ct cac t t cct ggggc 11700
ccaggct t t g caat aagt at t ccat t at ac t gt ggt acct t ggggct acc t gagaat cct 11760
ct gt ct cgcc cct gt t gcct t gccaaagag t t t gct gt cc aagaat t cct t t cct gt ct c 11820
caggt gccat gct cct gcca cct ct gccag gt t ccct gcc t gcccagat g gct cccaact 11880
gagt gt gagg aggaat t t ga gacaggt t t t gagct t t ct g ggt t ct ccag t t aggaaact 11940
t t ct gt aagc at gcagat ag aat gggct t c agcaaaat ac aaact cgaac aact t ccat g 12000
t at agt ccct t aat t t t ct t t gct t t t t t c at at t t cat c aggct ccat g ct gagcccaa 12060
t cagggaccc gat agaaat c caaacaccat gt cagcgagt ccccaagaaa t gcat t t t gt 12120
gccaaggct a t t caaggaag gt t t gggagc agct caaggg cagacact gt t accct cccc 12180
caggt cccca gt gcagggca gt gt t ct gca t gt ggaggca gt t t ggcct a at ggt t aagg 12240
aggt aggct c t gat cgggcc t cct gggcac aaat cccagc t ccct gct ca ct gt gagacc 12300
t aagccat at t gt t t agct g ct t ggagagt t t t t t gt cat ccacaact t g gagt at gat g 12360
gt acct gt ct cacgggt t gc cat ggggt t c acacaagct a acccggt act cact agggcc 12420
aagcacat ag t aact gct ca gt aaat ggca t cat cggcgg t gt cct gt gg at gagt gct t 12480
gt gat t ggct gaat gaccag aggggt ct aa agat cct ggt gat ggaat ca gt t gt acaga 12540
t aaat t gt t a cact gagt ag ggat caagat aggaaaagt c ggcaact acc cagct cccct 12600
gcaccaaact gggcagaagt ggat cct ct g aaaat t gcac acacccat gt t t aaat gt ac 12660
acacagaact ct t gccacag gcaagcggag at t t gt cat c t gct gt ccct gcct cat ct t 12720
ct t cct gaaa t ccact ccat gccaggaat a aact gcat gc t ct ccaccag cccaaact ga 12780
cct gcct t cc cgccagccat cccgggcagg gt gacct ggc t t agt acat c gggt t cagag 12840
at ct t t ccag t t t act cgt t gaat aaaaag t gagggct ga t cgagaaagt aat ggcagt c 12900
agggaaggcg aaggaggt aa agaagagat t t t acaaat ga agt aat t caa cagagt gct g 12960
acat t ggt aa act ggcaaac agat t t cagg gt ggt t ggt t gagagt agag t agaaaagga 13020
t t aaat aaag caaact t gt g gt gt act gaa t ct t aggaat t ccat gt at c caat aagt at 13080
agt cat t t at gaat t aat aa at t cggcct a agaagcct t c t t at cgct t a aat caagact 13140
aagt aacaat at at cagt t t t aaaaagt ca t t at at caga aaat cat t t a aat gat acac 13200
at agat t t cc aagat t t t ac t t t aaccgaa act at at aaa t gt gaat t t g t t cacccat c 13260
t t t t gacaca gggct caggt ct t ct ct t gg t gt ct ggat c agccagt t ga aat t t ct t gt 13320
ct gt t t t gcc t at gccacat t aat aat gca ct gt ct gggt cct ccgat t t cagt t t ggat 13380
t t t gggt t t a cat t gt ggag t cat ct gaat gcagaat cct t cagggat t t t act t t t t t t 13440
t t t t t t t t t c at ggt ct t t a ccat cccat t t gat agt aaa t at t act cac ct t t at gaag 13500
t ct t t ccaaa acat t caact aaat t t t ct t aaaat cat t g aat gat t t ga agagct t at t 13560
cct cagcact t t t act ccat cagct t gcac ct t at t t t t t aat ct t t t t t t gagacggag 13620
t ct cgct ct a t cgcccaggc t t aagt gcaa t ggcgcgat c t t ggct cact gcgacct cca 13680
cct cct gggt t caagcaat t ccgcct cagc ct ccgccgt a gccgggact a caggt acaca 13740
ccat aat gct cggct gat t t t gt at t t t t gt agggat gg ggt at cgcca t gt t ggccag 13800
gct ggt cccg aact t ct gac ccaagt gat c cacccacct c ggcct cccaa agt gct ggga 13860
t t acaggt gt gagccaccgc gcccggccag ct t gcacct t at t t aggat a t gt gat t at t 13920

at agcaagt c t ggt gt acat acaagat t t t gaat gggcac agat gacct t t agt aagt gc 13980
t t ggct gt ga t aagaggcag t cct gact gc agat caggct gt gt ggaccc cagcct t gca 14040
t gt t t acaga cct t cat gt c t t at t ct t ac agggt at cag aagaacacct act ggggaaa 14100
ct t at aaat t agt aaaaggt gggcat t ct c cccgcccat c t t ct gt ct gt ct gccaggac 14160
t agcacagca ct t t gaagt c at t cacat ag aat cccaact t aagagggt a aaat cct cct 14220
caacagact g aaaat aagt t t aaat t ccct t t gct at at t aact cccct g aggaaagagt 14280
ct t agat caa t gt ccaacac t aaaaacagt t t t aaat cag caagt gagaa t t aaat ct ga 14340
agcaat t gat aat aat gt t t cat t cat t cc t ct cct t t gg ccccgt ccac cct act gct a 14400
aat ccaggca t caaagagaa gagggacat a at t at ct ct a gt cccagct g ct ggt t t t cc 14460
t t ccagcct a t ggcccagt t t t ct gt t t t a ct gagaaggc t ggt gat gt t at ct t gggat 14520
ct aagt ct gc agt t t cacca caaaaagt cc agggat gcac t t t cat gct t gt gt cct cct 14580
ccct gggat a gcaaggat at t agaagaccc ct ggct ct gt aat t gct t gt cat gt gct ct 14640
acagacgcca cagaat gcca agaacgaagt gct gggaagg acaaat t cat ggaaccgt gg 14700
gacggt gct c ct cccccagc gt aaaggaca gct cct cct c ct gaat t gga gccagcgt t c 14760
t aaat cat gt gt caacagag t t gt cct gga t cggat ccag t t ct gccat t gat t t gcagg 14820
t cat t t cagt ggt acct gt t t ccagt t gt t ct t aat t gaa cagt ggcacc aaact at t gt 14880
ct t gcct cat ccccct ccca t ggcct gt cc cccaaaaaga gact t ct t gg gt aat t aat c 14940
agggcaacat caggcagt ct gggcgcggt g gct cacgcct gt aat cccag cact t t ggga 15000
ggccgaggcg ggcagat cat gaggt t agga gat t gagacc at cct ggct t t gt gaaaccc 15060
cgt ct ct act aaaaat acaa aaaat t agcc gggcgt ggt g gcgggcgcct gt agt cccag 15120
ct act cgaga ggct gaggca ggggaat ggc gt gaacccgg gaggt ggagg t t gcagt gag 15180
ccgagat cgc accact gcac t ct agcct gg gcgacagagc t agact t ct t ct caaaaaaa 15240
aaaaaaaaaa ggaat ct ct t t ggt t t t at a t at at t t t t t t t at at at at aat at at at t 15300
aaaat at aat at at at at t t at at aat at a at at at aaat at at t at at a t t at at at t t 15360
t at at at t at at at t at at a t at t at at at t at at at t t a t at at t t at a t at t at at at 15420
at t t at at at t at at at t t a t at at at t at at at t t at at at at aat at at a t t at at at t a 15480
t at at t at at at t at at at t at at at t t at at at at t at at at t at a t at t at at at at t at at at at t 15540
at at at t t at at at t at at a t t t at at at at a t t at at at t a t at at t at at at t t at at at at 15600
t at at at t t a t at at t at at at at t t at at at at at at t at at at at a t t at at at t a t at at gt at a 15660
t at t at at at gt t at at at t at at at at t t at at at at aa t at at t gt at at at t at at a 15720
t ct aat at at t at at at at t at at at at t a t at at t at aa t at at at t at at at t at at a 15780
t t at at at at t t t t at at at at aat at gt a t aat at at aa t at at at aaa aacat at at a 15840
at at at at t a t at at t at at at at t at a t at at t at at at at t aaat a t at t t t at at 15900
at at t at at a t at at acaca t at at at at a t aaat gaggc caggct cggt ggct cacact 15960
t gt aat ccca gcact gt ggg aggat cact t gaagccagga gt ct gagact agcct gggca 16020
acaaaacaag at cct gt ct c t acaaaagga aact gt aaaa at t agct ggg cat gat ggca 16080
t gt gt ct gt a gccct agct a ct t gggaggc cgaagcagga ggat cgct t g agcccaggag 16140
t t caaggct a cagt gagct a t gat t gt ccc at agcact cc agcct gggt a acacagcaag 16200
gccct gt ct c t aaact t t t t t t t t t t aat t ct at t t at at t t acat gt at t t aaat gt ga 16260
at at t cact a cct at t t gt t gcat gcct gc at t t t t t at a ct gggct t gc caaaaacccg 16320
aacagct t t c t act t t gaca at gt at caga at t t aaat ca gcaat at gt t aat aagccaa 16380
gcaaaggt t a t at at gcaaa t aaaact gt t gt ct at aacc t cct gt t aca ct ggggcaca 16440
gcaaaagt ca t ggt gt agt c gcat gt gaac ct gt ccct t t cat agct gct cat t gccagg 16500
aaacat cagg aat agccat t t ggaagagt c at cagccct c ccaccat ccg t t t t ct gt ct 16560
t gt ct t t t cc ct at gagcag gggaaat t cc acgct ggccc caat ccccag t gcagcggct 16620
cagcct ct gc ct ct gct gct ggt ccccat g aggccagct t agaaacggag gat t t t gcag 16680
aacat ccct a aat ccgct t g aat aat gaag t gat cat t ca t aaact cacc t gaacct t at 16740
t aaaacct at t t aat at t t t t cct ggat aa t cct at aggg at aact t gcc t cct gggct t 16800
ct ct ccaccg ggt t cagt t c t t cct t t agt ggt gaagt t c ct ccct t ct t agcat ct caa 16860
ct gt gcct ga gaaaaggcca gt ggcggct g cact ct gt t c cct gt ggagt gt t aat aaag 16920
act gaat aaa t t gaaat aaa t ccct t t caa t gt cat t aag t gct at aaat aat cat gaac 16980
caat gt t cga t ggct gat ga gaaat gcaag aaaaaat t t t t aat cagt ag gat t cat aag 17040
t t gacaat ct gggccaagt t aaaaaaaat a aaaat aaaaa gact t t t aaa aagat ct t at 17100
cgt t t gt t ac cagt aagact gaat t ccaga agcaagct ac t ccct cat t t gt gggcccct 17160
gt t at cact g gct gct t agg gt t gccaagc cct gaat t ca t t t gt caact aagagat t t t 17220
t ggccaagat t aagat t t cc cat gcct cca t at t t ccat c t gagaaat gg agat t at act 17280
gt ct t ccccc t cagaat gga t gat aat gt g gt ct ct ct t c t gt t cgcat a gt cat agaac 17340
t gaaat aaaa caact t aaga gaat t cct t t gagct t ct ca gaagt gct gc agggct gggg 17400
gat gcct ccc aggagccgca gt caggt gct gat ct gaagt ct t t ggt ggg ct gact t t ag 17460
cct gacct ga aat agt at ag ct gct gccac ct ggct ccct t agcgt cagt cagacggt gc 17520
agct ggt t cc t aggggt gag ggct gagcca gcagggt ccg t gcccaggag ggat gcat gg 17580
gt ggccacag cccagcct gc act gat ct t g t ct gt cccct t ct t t ggaag gaaggagccc 17640
caaaccaggg t gcaagacag t gggt ggggg t gcct t gagc at gacct caa gt gat t t cca 17700

gcccct gcca gt gct gact t ct ct ggggaa gggct gggac t t cct t ct gg gct caagt ca 17760
cgaccct t gg at ggaat t t c ct gggagct t t t ct gt t t t t t ct ggagt t t t cagt t t t t t 17820
cct aaccaga cagggact t g gt acagaat c t cat at t ct a at t at gcct a ggagcagcct 17880
ct ccccacca ct cacagt gt t t agcat gt g acaggaat cg at t aaggcat gagt gat t aa 17940
at t aaagcca ggcat t gact t ggat ggt gt aat at t ct ga cat ct gt t t g gt gt caaagg 18000
cacggggcag gcgcgt t aat t gaact gct t gcacct ggca t t t gaat t ga gccagagcgg 18060
ggct aaagt c agt t t gcct t caccct gt aa at ggagggt t t ct ccggagc gt ggat ggt g 18120
ggaggt at t t cagggt gt at gcat aacccc caccct gaca at ggcccat c t ct t ct ccag 18180
cgt ggccagg t t t gagt gcc agt cct gggt gt ccagt ggc cccat agcct t gcgt t t t ag 18240
t aaaat gct g cccccat t ac cacct ggt ct gt gcact t cg gt cact ggaa t t t gccat ct 18300
t ccagt cccg aat gt ggcaa gccat ggagc ct t aagct ct t ct ccct cca cat cct ggaa 18360
cagacccgcc agt t t ct t cc aggcat t gcc t cagt t t gcc cct ct gt t t c cagt cacact 18420
ct caccagcg at aaaat gat t t t agacct t at cat ct cac cct cggat cc t t at ggaaac 18480
aat aat gagt t gt t ccct gt t t caat t cca aaat t cat at ccaat ccgt t t t gcat gcca 18540
t t gccaaat t cct cccagag caaccccgt c acct gccct g gccct ct cca agt gt ggt cc 18600
t gccat gggc at cgcct gct aagccaagct ggcct cgagc t gcct gcccg ggt ccccaca 18660
cct t ggct ca cct ccct gcc cagt cccgcc t cct gccagc ct gccct gt g gct cct t cat 18720
agat gccgt g ct ct t t ct gc ccct t gct ca cccat ggcag cct t gcccct ct ct ccct gc 18780
cccacccccct at t t aaat t g acct gacct t cct cagt gt c cat ct t cccc gaagct t t cc 18840
ccagcct t gg cact caaggt ccagaggct a cgcgt t t cct ct cacct gt g gcagcgccgt 18900
gct ccccagt gcct cacagt t t cct t ct t g cccccgct t c ct gt gt agga ct cat ct gcc 18960
cacaggt t gc acgt cct gt g agggcaagga ct gt gt ct t a t gt gact t t c ct t ct ccagt 19020
cacagagct g ggcacat aga t agct caaaa ccct ct t t at t aacacagt t ggat gt t gag 19080
aaat caaaca ggccaat gt c aaat gagct c t cct t at t t a aat caagt ca gt t ct ccacc 19140
t cct agcact cagt t ccagt act ct at at a cat ggaaat a at aaaaaaca cat t t cct t t 19200
gaaacat t ct at aat cgt t c ct t t gccct a ct t cagacca act t aacgca ct ccccat t g 19260
gt ccaaat ga gt t t t gct at acgaagat gc t gat aat aat agcagcagt g gat t at t ct g 19320
ct aaaaccat t gcct cgt t a at cct cagt c ccgaggt ggg gat t at t at c ct cat t t t gc 19380
agagaagcaa act gagact c agagat t t ca cagct gggga gggagccagc t cat ccct ct 19440
gt ccaggccc aagct ct ct c ccgct t gcct t cct gcct ct gcaacct cag agcat ccccc 19500
at ct ggt t ct act gcct gt g ct agt cgt gc aggagccaaa agacacgt ct t t agt gct aa 19560
ggact ggaga agccat gccc t ccagcct ct gt gaat gggt cat at gt aac at gagcct gg 19620
agaaat t at t t gaaaccaaa ggcaagcct c t aaaccaggc t gct gct t ca t ggcgccggt 19680
gacggcagaa ccaaat t t ag t gct gt gggc aggt ccacac t t at caaat a gagaagct ca 19740
t t t t t ct t cc ggct cacat c aagcat gaaa aat gt t caca cat accccc acacacacat 19800
gct t t ccgga ggggt ccat g t ggct agagg ct ggaagat g t ggat gagag gagcct ggca 19860
ggt aagccca gggaagat ga cat t cagct t cccagacagc at ct acaggg agaaat t t aa 19920
t t aaaagt gg ggcggt t t cc ct gagcaagg cagacaaagt cagccct ct a ct gt t aagaa 19980
aaagggt cac agt gagaggg gaggt gagga gact gagt ct gt at t t t ct a gt ct gt t ggg 20040
ct acact acc t gat ccccct t cct caaaaa t ccact t t ac t t t ccccat g t ct acaccaa 20100
t gt ggt t cac act ct gggac caggaaaagg gggagt gat g gggaacagag aagggaggag 20160
ct cacacagc t gaggct ggg gt t at gcat a t cgaat t act t agaat t t gc aacct cacag 20220
ggt act t t ca t ggcgt t gaa at acact t cc cacagccacc ct ccct ct aa ct aaaagcaa 20280
gagt cat t t c t cagt t ct gg t ct t gcct cc cacgt t ct cc t ccacat t t a agaaaat cca 20340
ccagct acaa agt gaagat a ccat at gt ga t at cccaccc t agt t t ct gt t t t at caggg 20400
t t t ggagcag gt ggagcagg cagagggat c at t t cagcct at aaat t gt a t t aagggt ga 20460
gt act gagt c at t ct t caag aaaagt t t t a gaagcat cca aaact gaagg gt ggagccac 20520
ct ggagacag t at cat cagt cct ggccccg agcat ggcct gcat aggccc ccat ggat cc 20580
cagcgggagc t gcagagt gc gggcacct t g gcacacagcc ct gagt gcaa aat t aggagc 20640
t gggcagagg gcat ct ct ct gt cgccat t g ggcagcccag ggcacact gg t cat agcct t 20700
agaccacgaa caccct gt gc ccgggggaca gat gcaacca gt gt gccct g ggct gcccaa 20760
t ggcaacaga gagat cgaca cct ggacccc at gt cacggg gact ccact a ct aaggct cc 20820
t aagact gcc acct t ccagt gggat aagcc ct gcct cct a ct gggcccac aat gt gcaga 20880
gaacact t gg gact acct gg ct t t ct ggat acacaaat at t gat ccaat c t ggact aat t 20940
agaaggt cag t cccaat aac aaat cgaagt cagct gggcg t gat ggct ca ct cct at aat 21000
cccagcact t t gggaggct g aggt gggcag at cat t t gaa gccagaagt t caagaccagc 21060
ct gggcaaca t agcaaaacc ct gt ct ct ac t aaaaat aca aat aat t agg ct gggt gt gg 21120
t ggct cat gc ct gt aat ccc aacagt t t gg gaggct gagg caggt ggt ca cct gaggt ca 21180
ggagt t t gag accagcct gg ccaacagggt gaaaccccgt gt ct act aaa aacat aaaaa 21240
t t agccaagc at gat ggcat gt gcct at aa t cct ggct ac t agggaggct gagacaggag 21300
agaat cgct t gaat ccagga ggt ggt t gca gt gagct gag at ggt gccac t gcact ccag 21360
cct ggt t gac agagcaagac t ct gt ct caa aaaaaaaaaa aaaaaaaaaa aagccat gcc 21420
t ggt ggagca ct acgt gt aa t ct cagct at t t gggaggct gaggcacgag aat cact t ga 21480

acct gggagg cagt ggt t gc agt gagct ga gat cgcgcca ct gcact cca gcct gggcga 21540
cagagt gagt gagact ccat t t caaaaaaa t aat aaat ct gagt cact t t aat at t gt t a 21600
t t t ggat gt c aacct ct agg t gt t t gagac aggagagt ga t at gggggca ct ggaaacac 21660
acaggcacgg ggt gt cct ca cact t gggt a gcccacacga t gt gat t t ca gggt gct ggg 21720
aggt cccccc act ccccaaa t t act aacaa gt ggat agt a ct t t acagt t t at at gat ct 21780
cat t t gat t c t t aacat gag cct gt gagt g aaaaat t cct t cccct ct t c t acagat t ag 21840
gacgt t gaga t t cagggagg t t cagaggga t t cagggaag t caagt ggca cct ggagt cc 21900
cgt ggct aat t t gaggccgg t aggggat t c gaacccagga t t t gt gct t c t t at gcct gg 21960
gct t ct gct c cct ggggcat ggt ct t cccc ct agct t t cc cat t cact gc t t t agcct ag 22020
gggt cct acc ct t t at t aaa ct gccagt gc ct cact gct t t t ct ccccca aagacaaaaa 22080
aaaagt gt t t t t gct t t t gt t t t gt t t t t c at gggcagag acct ggaat t t cagct t gag 22140
aat t t gt gcc at at gat aaa t aaat caaca gat ggct t t t t cct t aaaaa aaaaaaaaaa 22200
aaaaact aag at gt at t t gc agt gaggcat aat t t gt acc aaaaagt gct caccacact g 22260
t agt cat ggg ggcaggaggc agccgcgggt gaagggagaa at ct t ggagt ccaggcagcc 22320
ccct t ct ggg ct gaact ggg gagct ggggg t gct gccagc cct gccaggt t ct cct agga 22380
ggcggcagct cat at ggct g t gggaggagg cagagggagc ct cat at gca cccacat t t c 22440
cagggat ct a gaagacagaa ggaggaaaac caccat cat g t t aaagcaga cagt t aggt a 22500
acacat cct g t aat acaagt t at t t t t t cc acat ct aaag gct aaaaat a gt t gt t agaa 22560
t t t aaagat a at t ggt aaat gagt t t ct at cct t ct agt t t cacat caaa t ggaat cat g 22620
ct gcct t cac at cact agt g cccgt t at t t gt gt t t aat t t ccacaat gt t gt ct aat t c 22680
cact ct t t gg gct t ccccag ggat ccagcc t ccct cact c gcccat cgca gggagat gct 22740
t t at t cat ct t t gt gt ct t c t gt gccgggc at agcgcat g gcacagaat a agcact cagt 22800
aat t gat t ca cgagt gaat a aat ggat gag t gggt gagt t caat at t gac t acaaaaacc 22860
ct aaggccac act ggt gagt ggct gcgcct gt agt cccag ct gct gggga at ct gaggca 22920
ggaggat ct c t t gagcccag gagt t t gaaa ct agcct ggg cgat at agcg agaacct gt c 22980
t caaat gaca aaaacagggc caggt gcagt ggct cacgcc t ggaat ccca gcact t t agg 23040
aggccaagat gggaggat ca ct t gaggcca ggagt ccgag accagcct gg gcaacat agg 23100
gagaccct gt ct ct acaaaa aat t t t t t aa aaat t agct g ggcat ggcgg t gt gcgct t g 23160
t agt cccagc t act caggag gct gaggcag gaggat cact t gagcccagg aaat t gaggc 23220
t gcagcgagc cat gat ggca ccact gcact gcagcct ggg cgt cagaacg agacct gct c 23280
t caaaaaaac aaacaaacaa caaaaaaaaa ggct t t ct t a aagagact t g agaacagaaa 23340
ggggaacaga t acat aact t at at at t t at t t gt t cat ct t t ccacct t c ct ggagggt g 23400
gaggggaaca ggt ct gt at t t ggagt t t t g aat gct aaaa gt gggaat ac at gt act gt t 23460
t gccat gat c t gt t caaaag t t aagccaaa t gcct t agat t ct cct gaaa act ggaat gc 23520
cact gt aaac t at aagcccc act t caaaga t aaaagat ct t gat gaacag ggct gggt ct 23580
gt ggact ggg cct ct cccca ccacacaagg aagggt ggt g ccagt t gaag gaaaat cact 23640
t aaat cct t g ct gt ct cct a at aaggt gt g gt cccaggt a gggct gt cag aat t agcaaa 23700
t t aaaacaca gggcat ct gt gaaaat t aga at t t cagat a acaacaaat a at t ggcat ag 23760
gct gcat aat gt ccct caaa gat at caggt cct aat ct cc agaacct gt a aat gt gat ct 23820
t at t t ggaaa aggggt ct t t gt agat gt gg t t aaat t aag gat t t t gaga t gggggat t 23880
at cct gt at t at ct aggt ag gt cct aaat g cagt cacact cat cct t gt a agaggaagga 23940
agagagagat ggaaaacaca gaagagaaga caat gt ggt g at ggaggcag agat t ggagt 24000
gaggt ggcca caagccaagg act gct ggca gct accagca gccagaaaag t ccaggaacc 24060
aat t ct ct ct t t ggagct cca gagggagt gt ggccct gct g acacct t agc t t caacct ag 24120
t gat cct gat t t t ggact t t ggcct t caga agt gt gaggg aat gaat at c t gt t gt t t t a 24180
agccaccaag t t t at ggt ca t t t cct acag cagccacagg aat caaaaac agt aagt at g 24240
t cccat gcaa t gt t t gt gac acacaccaaa aat at t act t gt t gt t cacc t gaaat t caa 24300
at t t aact gg gt ct cct gt a t t t t at t t gg ccaacct agt t cccaggccc aaagaaagag 24360
gct t t t gaaa t t t gcaagaa agct ggt t gg agct gt caga aagt ggact t t gt aaacaca 24420
gt accaccga accaat t t ga act gt act ac ct ct agacaa aagagagggc agt cagacag 24480
t t gt t cgt ga t t t ct t ct t t t caacagt cat t t gagcact t act acaaaac agaagct at g 24540
t gt aagggt g gaggcgt t ag ct gt t aat ca ggacct ccag gct aagt t t c t gt at t agt c 24600
cgt t t t cacg ct gct gat aa agacat accc gagact gggg aat t t acaaa agaaagaggt 24660
t t aat t ggac t t acagt t cc aagt ggct gg ggaagcct ca caat cat ggc agaaggcaag 24720
gaggagcaag ccacat ct t a cat ggat ggc agcagacaga cagggagaga gagct t gt gc 24780
aggggaact c ct ct t t t t aa aaccat caga t ct cgt t aga ct t at t cact at caagagaa 24840
cagcacagaa aagacct gcc cccat gat t c agt t act t cc caccagat cc ct cccacaac 24900
at gt gggaat t caagat gag at t t gt t acc at at cagt t a ccaaccct t c cagat aaat c 24960
acgt gaaat a t cgccat t aa cagagt gagc t caggt ggt t ct t cagt gca t t t ct gat ac 25020
ct gaacct t c cct gggaat t t cacagacca t caggct ct c cacccttt ga t agcaggat a 25080
gcagggccca ggt t ct gcag gaggagat gt t accacaggc ct gaaaggga gggaggggca 25140
gat gct acag gaagat gct g gct ct ggat t cgct ggagga gct t t caagg gaagt agat a 25200
cacact gt ct ccat cat t t c at gt ccat ca cact ct aaaa t gct t t ggac aagaagcaaa 25260

t gt t aaagac aaat gt ggcc cat t t t cct g t acaaagagg gct gct ccca t gccaggct a 25320
t t ggcact gg t gggcat gag gct t ct ct gc t gccct ggcc gggggt t ct ct cact cacc 25380
at t ggct ct c t gacacct gg agagaccacc accct t gggc t t t cat gat g ct cacagaat 25440
ccacact gt t ggagct t t aa ggagcct gga t caact ggaa caggcaggga gt act aggac 25500
agcccagcat t gccccaaaa t at ccaggcc t gat aaaaga gaaaaacagg t agct cacag 25560
gaaaaggat a aaaaaaggag gagggat t t a acat gaaaag gt gct t gat c t ccct cat aa 25620
t aaaaagact gct gat t cca t ccaggcaag t gacagaaaa aaaaaaat t a at t t aaaaag 25680
act gct gat a aaaccacagc gagacact gc t gct caggga t ct gagggt g t gggcagcca 25740
ggct gccacg cat cat gggt cggagaggaa gaccacaccc ct ggagcaga gggcggct ga 25800
t ct gt cagat gccct t t gac agcacct cag ct t ccaagaa t t aaccct t t ct at gt gagc 25860
agaggcat cc at ggggggac acact ggt ga at cat ct gt t at gt agaagt ct ggaaaaca 25920
t caggat gga act ggt gaaa t aagt gt ggc ct ct gacgga at ggagcggt ccgt ct gcac 25980
t gct gcgggt gcccct caga t cct gt gggt cagt gagaaa agcagt gagg aacaaggcag 26040
gt act gt gt a ct gt cct ct g cgt gcaagga aggccagcgc at gcaacaga gt ccacacag 26100
acat agcct a act ct ggaag gaagaat gag aat gcagt t t cagt ggt ggc ct ct ggt ggg 26160
gagaaact gg gt gaagggag at gt cat t t c cat t t ct ct a ct at t aat t t t gt at t acca 26220
t gct t aaat g t t act t t t a cct t t t t t t t t t t t t t t t gag acagggt ct c t ct ct gt t gc 26280
ccaggcagga gt gcagt ggt acaat cat gg t t cact gcag cct gaacct c ccaggct caa 26340
gcaat cct cc cacct cagcc t cct gagt ag ct gggact at aggcacgcat accaccgt gc 26400
ccagct at t t t t t t aat ca agat ggagt t t t t ct at gt t gcccaggct g gt ct caagct 26460
cct ggact ca agcaat cct c ct gcct cagc ct cccaaagg gct gagat t a aaacgt gagt 26520
caccct gccc agccaat t gc t t t t t aaaaa agat t aaat g cat gt at acg ct caggcat c 26580
agcacact t g gaaaggat ga aaat at ccgg aagaagggt t ct t t t aaaag gct cct caag 26640
t gat gct ggc aggcat gacg aat gt ccct g gt cacaaaag ct ct gat ct g gcct aaccct 26700
gt cat gt t ag agact ggagt gcgt gt gt gt gcgcgcaaag t gt gggggga t gggggt gag 26760
t gt gt gt ggt gt gt aagcat gagt gt gt at gt gt gt ggt g t gggggt gt g t gct gt gt ga 26820
gcgt gt gt ga gt ct gt gt gt gt agt gt gt g t gt gaagt at gt ggt gt gt a t gt gt gacgt 26880
gaggt gt gt g t ggt gt gt ga gt t gt gt at g gt gt gt gcat gagcat gt gt gt gggcat gt 26940
gat gt gt gt g t ggt gt gt aa gcat gt gt ga gt gt gt at gt t t gagcat gt gt ggt gt gt t 27000
gt gat at gt g t gt ggt gt gt gagcat gt gt gt gt gat gt g t ct gt gt gt g gt gt gt gt ga 27060
gcat gt gt gt t gt gt gt gt g gt gcat gt gt gt ggcgt gt g agcgt gt gt g t gcat t gt gt 27120
ct gt gagcat gt gt gagt gt gt gt gt t c agcat at at a aggcat gt aa ct gaacacag 27180
cact t t agag ggct ct cct g gagt cagagg gggt gggt ag gaggagaagg gaggt gggct 27240
agt gt gct ga agt at ct act cct t gt cat a gt ct gt gaca acccagact a gcccat gagc 27300
caccct gt t c cct gcat t t c caat gagacc t cggt ggaca t gt t ccct ga ggt gaggct g 27360
act gat gt ca t t t gacgat c t t gat gccaa at cct t t t at at caaaaaca accagaacac 27420
t ct ct t t t ct ct t agt gct t t cacccagat gaccacat t t cat cct ccca gccact ct gg 27480
gccaggt ggc act gct ggt t t gaaagggag gt ct cccct g gagt aact t c cgt gggcgga 27540
t t cacaccct gcccacagt c ct gt cccagt cagcccacca t ggt ggt ct c cggt t cct cc 27600
agaat t cccg ct t t t cagct cat ccccaca t t cccggagg gact gagagc gcagccccag 27660
ggccct gct c t t t gggggcc gt ct ct acac ccagagaagc agcaaggcat t cct aggt t t 27720
ct ct t t caga t gcagaact t cagt gt t cag agat gt t ccc act ggt cct g agagggct ca 27780
gt t cagct t t aat gact gcg ct gt t gcgt g t gct ct gcag agggcgggt g gcccagcgt g 27840
gct gact gca gt t t t cct ga cgt ggagccc gagcct gccc cgct gt t t at t aat t aagga 27900
t cact ct gct t gcagaaccc t gaact cccc agaact gt ga ggt gggagaa ccccgagagg 27960
ccacct ggcc ccact t ccca cct gct gccc aaaccccct c t ct gcct t cc t gacagt cac 28020
cccaact ccc agt gat cccc at caaccat c t gacaagggg act gagaggg aagagaaagg 28080
aggggcccaa agaggaaggt aaaact gt cg ggaacagccc ccaaat gt gt gacagcct t c 28140
agt ggagt t g cccact t t cc ct t t t ct cct ccct gcagga cct ccct t ct ccccagt cct 28200
ccccaact t c t gaggt t aca t t gagaaaag t ct gcagaga ggt gccagca t cacaaggt g 28260
t t aaggacca cgagt t t ggc at t t t aacag at gccagagc cact t gagaa at gt ggt aac 28320
t aagcccaga gaggt acagt t aacct cccc agagt cacac agcaggt t ca t ggcaaagct 28380
ggact agcac aggt gt cct t cccct gcaga t ccccct t ct g t gccccacat cacct ccct c 28440
cagt gt ct gg gccacct gga gat gggccct cagact cacc cggccagagg t gccat ct ca 28500
t gggagaggt ct ggccagga agcat cgat a t t t gagat cc caagaaat ga agact t ggcc 28560
t gt cagat ga cagact t cgg t cat gggaac acgt gat ct g t t t t acacat gcgt cccct c 28620
agcagcagct t t ccagaaca t t cccact t t ct t ct gt agt gagaagaact ct t t ccct gc 28680
agcct cct gc ccaact cct c ct t cagt gt c t t t gct t cag t gt ct t t gat aaaccat t ct 28740
gct t t gcaga gt gcgagct c t gcct t gcag ggt t cgcat c t gcct gt gct gagt aaccaa 28800
cgct aaggt c gagt ggt cgg t cacct ct ca t aagagct ag ggt t gt ct ca t gct gat gac 28860
t aggact t gc cct caaggag aaaaat aaat caaaacaaaa gcaaaaacag caaacat gca 28920
t ct ct t aaag aaggct ct ga gt ccaggt aa at t t cct t cc act gaagcag ccaggct gaa 28980
t t cgaat t at ct t t gcccct gct t aaaaac t aat gcaaat t t t cct agag aat at ccact 29040

```
aattcctgga gggggcatgg gcattcctga tgcccatgag aggaccattt gctcttccct 29100
cagtatgcta aataacagaa gcgacatttg ttgctggaaa gtatcagtga agttaataag 29160
gtttttcttg cccagggtga gggaacagtt cccaatgaca aatgctgtat gggaaggggc 29220
tgtagaactg ccagcccctt tggtccatcc gtaaagtgaa ctctgtggat cctggaggat 29280
tccagcgtct tttttttttt ttcttttttt ttaagacaga gccttgctgt cacccaggct 29340
ggagtgcagt ggcacgatct cagttcactg caacctccgc ctcccgggtt caagcgattc 29400
tcatgtctcg gcctcccgag cagcaagact acaggtgcgc accaccatgc ccgactaatt 29460
tttgtattat tagtagagac ggggtttcac ctctgttggc caggctggtc tcaaactcct 29520
gacctcaggt gatccacccg cctcagcctc ccaaagtgct gggattacag gcatgagcca 29580
ccatgcccag ccagcatctt tcatttttct gtctgctttg gccctttcct ctctcactgt 29640
cttccttttc catttccaaa gtcagtccat ctcactatta gcacaaaaac tgctagagcg 29700
cttgtcattg gtcatctctc cctgcacctg gctggtctgt tcttggccac tgaagcgttt 29760
cccccagctg ttgctttaat cattttattg ttatttatgcc ttacttaaga aatggatatg 29820
agatgcattt acctgtctct tcctgccact ctgcagagcc agtaagatgt ggtggaaagg 29880
gcccaggctt tggaggaggg ctggctgggg ttggatcttg gctgccccct actagctgtg 29940
tgaccttggg taagtagctg gacctctctg agcctggttc ggaatcatag cacctctctt 30000
tcagggctgc tgtaaggaat agcagtggtg tgtataaagc agagcgcaca gccagcaact 30060
ggcccctagc cacactgctg agcacctact gtgataagct gccattgtgg tgtgtgaagc 30120
aaaggggaaa catgcctgct gtagtgagct tcctgtaggg caggttgtag aaccagaggt 30180
gggttccaag gttacaaagg gactcttagt gtattagtct gttctcacat tactataaag 30240
acctacctga gactggatca tttataaaga aaagaggttt aattggctca cattggctgg 30300
gtgcggtggc tcacgcctgt aatcccagca ttttgggagg ccaaggccgg cggatcactt 30360
gaggtcagga atttgagacc agcctggcca acatggtgaa accctgtctc ttctaaaata 30420
aaatacaaaa attagctggc catggtggtg tgcgcctgga atcccagcta ctcaggaggc 30480
tgaggtggaa gaattgcttg agcccgggag gtggaggttg cagtgagcca agatcgcccc 30540
actgcactct agcctgggca gcagactgag actctgtctc aataaaaaaa aaaaaaaaga 30600
aaagaaaaag aattgcaaga aataaattat tgtttatgag ctatatggtc tgtggtacct 30660
tgttgtggga ctgggagtct tggcgtctcc ctgaccctgc ctgttgctgc agcaccgctc 30720
agccctgcct gctccctacc tgcctcccct cggcctctcc tgcctccacc gggcccctgg 30780
tgcctcctct agagacagtc ctcctgggac cgattgtgtt ctcacttaca cgaggcatcc 30840
aggactacag ataaccagag gaaggggcgc cccccccgcc tgccctcctc cctggcatcc 30900
tcacgctgca gaggtcagag cctcatccca gccccttacc tgcccctact ctgtggagaa 30960
ccgtggtcag ttcgccaggc cggatccacg aacggccttg tggaagatgg tgagctcaca 31020
cccagagctg gctccgatga ccctgtctcc tttacatgtt tctaccttcc cctccctacc 31080
ttcccccact gctgggcgca gagtggaggc agatgaggtt taaagctcag aagggcttaa 31140
acgggttggg gcgcagtggc tcatgcctgt aatcccggca ctttgggagg ccaaggcaga 31200
ggatcacttg agcccaggag ttcgagacca acctgagcaa catagtgaga ccgcgtctct 31260
acaaaaaata aaataaataa aattagcttt gcagggtggc atgcacctgc agtccctgct 31320
actcagaagg ctgaggtggg aggatcgctt gtgcccagga gtttgaggct gcagtgagct 31380
atgctggcac cacagcactc cagcctgagt aacagaatga gatcctgtct caaaacaaac 31440
aaacaaacaa acaaaagaag gcttaaaggg ggctccaggt gggcttggca gcacaaagct 31500
atgaagttct atcttagaca caagttctgt tactgggcct ttgcaggctg gcctgggtac 31560
ctggctgcca tagacaggga accttccaga tgagctgcag gcgtggagca caggagccag 31620
ggtgctcttc ctgggctctg tccacaggca gaacgtacac agtctttgta cacgtccggc 31680
ggctctggtg cctatttttg tttgtgtttt tcttttgttt ggggggatgg atttggtttc 31740
ccccgagccc tctgtcctcc tgtcacctgg ctggtgctcg gcaatgttga ccagctgcct 31800
ggctggagtt ggcagtggct aaggctgtga cagctaacat gttcctgagt cctctcattt 31860
cttcaccata atgccctgtt gagtttgcag atactgtctc tgtttttatc tcccggggaa 31920
actgaggctc agagtggcta ggccaccttc ccatggtccc tcagctcatg agggccacac 31980
agggcattgc ggtggccttc tcctcagcct tgaccctccg gccccagcat tgctgcctca 32040
aggggtctcc tctgctgagc cgtgcacctt ctgcctggca gctccaactc tgtggctgtg 32100
ttcagtggct cagcactgcc ccttgaccct ccctggcctt ctgcggatgc cagactggag 32160
cactctgaca aggtctgggg tggttgtatg ggtcctgtga cctctataca cctcccagtg 32220
cctgggaatc ctgcagatac accctcctta gccgtcccta accatagagg acatttctga 32280
ggtccccgag agagtggggc acccctgcag gatccaactg ctgggcccag gaaggatagc 32340
agcagcatga ggggttccat tagccacaaa ctcacggcat ggaaccttca cccacctcgc 32400
ccctcatctg ctgtttagca cctggcacgc cgtgtatact tactgattat tacattttaa 32460
tggcaaatta tagtggcaaa cgtatgcatc tttgcacaat tgttgtacag catgatgaac 32520
aagtcattaa tagtaaagaa taaatgtgaa agtgagaaaa atctgactgc caaagttttt 32580
actccttcct tccctcccca gacttttaaa tgaaagttta gggataatcc cttagttgtc 32640
ctgctagtag gacttgcaat taaaagaatt gggccaagaa cacttctacg cttctccttt 32700
taggtttggg tgtaaattcg gggtatttct cactgatgaa agcctggtgc agggcagacc 32760
gtgggaagct ttcatttccg gaatggacca tcaacatccc ttggagaaga attctcttct 32820
```

ccagacccag acct ggt gt c ct ggcaccca t t gggcaagt gggt cct aga agacaaacct 32880
ggt cagagcc t ggaggct gc t t agcat t cc ccacgcacat t agcagct cg gagagct cag 32940
gaagccgcag cccct cct t g cct caccagc ct ggat cagg acagcat ccc ct ggaagaca 33000
cacagggcct ggcct ct gat t acccagcct ggagggaaag ct caat cgag cat cat gt ca 33060
cccggt gccc ccat gcaggg t ggcact ggt gagacccccca agccaat gat accacct cac 33120
aggagt gcag gcccat t gt g gccagat cat ct t gact t t t caagat aaat cagaaat cgt 33180
at t t ccat ga gat at ccct a t t t gcaagt g at ggt gact a aat t agaagt t t t t gaat at 33240
t gt aacat gt t cgt aggct g t t t gt ct ggt t t aaact ct a t ct ggaggaa t t caagct ag 33300
act t caggaa t aact t ct t g aggcaaggat t t t gagacct t agggaaaga aggacgt ct t 33360
gggggt at t c t gact gt t gt cct cct ggaa gggaagaaca gagaact aga agact gccct 33420
t agcgaagt t caaagcacct aagcccggga ccct cagcaa gt gt t ct t ga gt cacagat t 33480
ct ccct gagg cgcct ct t t c t ggct ccat a gaat ggct ga t t ct gt aact cggt gagt t t 33540
gct t t t t t t t t t t cct ccat cacccaggct ggagt gcagt gaagct ggag t gccgt ggag 33600
cgat cact gc aacct ct gt c t cccaggt t c aagcaat t ct cct t cct cag cct cccaagt 33660
agct gggat t acaagcat gc agcaccacac ct ggct aat t t t t gt gt t t t t aat agagac 33720
ggcccgaagt gct aggat t a caggcat gag ccaccgcggc cagccat aac t ct gt gact c 33780
t t gt t acaaa ggcct t at at t t t gct ct t t gagggt ggt t t t ggt t t gat gcct gt t ggt 33840
t gccat ct t t t aact aggga t gt t t t at ca aaat gcccag ccaaagt gt c caaacaaat t 33900
at acct t aaa gt t t gaaaat gt ct ggcact t ct aat t caa t gcct gt t gt gccaggcact 33960
gggct gct ga ggaact gagt cccgt ccct g caggct agct agagaacaca cacacacaca 34020
cacacacaca cacacacaga gt ggt ct t ac aagt cagt t t t at at t ct ac ct at at gcaa 34080
t aaaggt at t at t at gt t ga ggt gcct t ga t at aaaaat t t t t ct t aaag gagaggat gc 34140
ct aaaacagg cat t acct ga aacct cct ct ct ccagcat t ggt t gt ct t c t gt cat gact 34200
cagggt t t t c act gagaat g ggat ggaaat gt ggt ct aaa gat agggcca at gt t gggac 34260
t ggat cccct ct gggaagt c agaccaggct agggcaggt c ct t gaagcca t caggaaaag 34320
cct ct ggagc cagaaacaaa acaaaaaaaa aat ggt gt t a act aaact ca gt ct caaat c 34380
ct gaat agga ct caagt caa gcaaaat aat t aaaggagt t agcaaagggc aagt cagaga 34440
gaccgagcaa caccaat gt c t t ccgggagc cct gt ggcga gt gacagagc ct ggact ct g 34500
gagt agaact cat ct t gt gt ct t ct t ct gc cact cgt t ag ct gggt gacc t t gagccaag 34560
cccct t aacc t ct t ggaccc t at gt t ct t a t ct ct aagt a ggggct ggt a at at ct t ccc 34620
ct t t gaggaa t gccct ct aa ggggt gt t gt gaagat t cgg t aaggt ggca ggggt aggac 34680
t cct ggccag aaacaggcac at aat aaat g ct aagt ct ct cct t ct ct cc acct gct gga 34740
t gct gt agat act aaggat t t cgat gt gaa t gagacaaaa cccct gcct t ccaggagcct 34800
t t gagaat ca gagaact aga cccat t t cca gaacaagggg at gcagggt c t ggat aaagt 34860
t t t ggggat c aat agagcag agggct ccca gaggat ccca t agggt t gac t cct aact ca 34920
agggcat gag acaaccccca ggaagggcac cct ggaaggg gt ccggct gt ccct gat t t a 34980
ct t gt gggca ct gggggaat gcccggagcc at ccagccct cagggct ct g t gt gat t ct g 35040
ggt t cct ccc at aaaagat a at cagat t ct t t cacgt t aa t gt ct t t ct c cacct cat t g 35100
cacat cat gc agct at t cat t gact cagca agt at cagct t t gcat gcga cct t ggcct a 35160
cccact t t ag ct t t t agt aa t agct ccct t ct t gaat aat acaaccagt g gggaaacaga 35220
acct aact ct t acct ct ggg aggct t at t t gct t t gagaa cat at gt cct gcagt t t t gt 35280
t cat at ggca gt gaagt t t c gt gcacacac t ct agagcca ggcagcct gg gt t caaagcg 35340
cagct ct gcc aggt cct aac t gcat gaat t t gggcaagt c gct caacct c t ccat gcct g 35400
agt t t cct ca t ct gt aagat t ggagcaat g gt aat acct g ct t t t t aggg t t gagaagag 35460
aat t aaat ga at t aagat gg gt aaagt gct t agagt ggag ct t t gcaagt agt aagt gct 35520
at gt aagt gt t cgat t t aaa at gaaagacc ct t aaat aca t t ct t t gt t c at t t cacaag 35580
ccct t cat t t cacaacct t a cat t t cacaa ccaagct ct g t ct cccct gg aat ccagcca 35640
t aact ct gct cacaagt gt g agacaggccc cagcagagct gcacgaagag gagagaaggc 35700
agcccccag act cccaacc ccct gt ccaa gat ggcaaaa ccagaacaca gcct ct gt ac 35760
caccccagca ggt at t caga at ct gcaat c t ccaaagccc act t caat t g t aaat gt aga 35820
gccacgt gcg ct t t aagt ca cct gt cact c t ggaggct ct t t t gct cagt t cct caccat 35880
t agcagggat gacagggagt gcaggagt gc ggt cgact cc cagat at t gg agagcgct gg 35940
gct agct gcc cat t ct cccg gcct ccact c ct ct t t gct g t ccagccat c act t gct ct t 36000
t gaaggcaaa caaaacagaa aacagt gcca aaagt at ggg aagaaagcca gct t ct cccc 36060
t ggggt gcct gt gat gccat gcccaccct c cct gaccacg cagcccct gt ggaccct cag 36120
ggccccaagc ccccat t t cc at cacat gcg t acacccat g t gt gt ccat a gccgcccat c 36180
t cagt caat a aggct gct cc t gcccact t g gaat agt ggt gacaaccagg agt ggct t at 36240
gggaact at c ccaat ggcct gacagcat gt ccgct gcaaa ccgct gaggt aggacact gc 36300
cct cat gt ct agct gat cag caagaggcgc agt t gct t t c t t aggt aaca t t gct gct gt 36360
gt cct ggcca t t gct ggggg gt ggcact t a at ct acacca gaat t t t ccc t cct gt at ct 36420
t ccaagct gc t t ggat ct t g gt gct gaat t aggt t ggact t t gt ct t gt g gggaagggag 36480
gact at agac cct caacgt a agcaat ggt c agact at t ct aagaaaact c gccgaat t aa 36540
agcat gaggt aaat t t agt t ct gact t ct g t ccaccccac t gccact gt c ccct t t t at c 36600

ccatgatccc ttgcttttct tttcctcctc tctccctatc tcttgtgttt gacgcatgat 36660
aggaattcag aaatatatgt ttgtggattt gtttattcac gtagcaaacc atttcttgag 36720
tgcctaccat gggccaggta gaatgggcgg ccccgggctg cagtggtttc ttcagcccct 36780
ctccagggtt tacactgtgc aagacggttt gtgatgggtc ctcccatcga ggaccacact 36840
cttctttctc tgtgcccctt ggtcctcagt ctctgacccc acttcaaagg cagcattcac 36900
tcagggaagc tcccatacaa tgctagtcag agtaaaagtt tggacaaatt gccaggaagc 36960
agcttgtcag tatgcataaa cagcctttaa aatattactа ctctttgacc cagaatttca 37020
cttctaggaa tctgtcctaa ggaagtagtc acatgcaaaa gatttatgta ccaagatgtt 37080
catcaaagtg ttgttttata acaggaagtc tcagaagctg gataaatatc caacctctgg 37140
aaatggttag atagaatagt atgtagccat tagaaaattа tgtctatggg gtttaaaatg 37200
tcatgggaaa acacttctga cataaaagag catgagaact gtatatttag cataatctta 37260
actatgtttt agaatgcaca ggaaaaaaat gtacaaacat attcatagtg atgtctctgg 37320
tggtaggatt atgatcagta agtacttctg tctcttcata ttttcctgta tttgataata 37380
catgcatatg ttgtttttaa aataagaaaa attttaagtt taaaattgga gctgaaaagt 37440
gttttaggt caggcgaggt ggctcacacc tgtaatagca ccacttttggg aggctgaggc 37500
agtcagatca cttgagccca ggagttcgag accagcctgg ccaacatggt gaaaccccat 37560
ctctactaaa aataaaaaaa ttagccatgt gtggtggcac acatctgtaa tcccagctac 37620
ttgggaggct gaggcatgag aattgcttga acccaggagg tggaggttgc agtgagccaa 37680
gatcgtgcca ctgcactcta gtctgggcaa cagagtaaga ctctatgtca aagaaaaaaa 37740
aaaaagaaaa gcctttttaa acagtagcag acataactat ataatcctta ctaagctgtc 37800
ggtcaaattt tttatttatat atttatttta ttcatttatt atttttagac agggtctcac 37860
tctgttgccc aggctggagt acagtggcgt gatcatggct ctcttcaaac ttgacctccc 37920
gggctcaagt gatcctccca tcttagcctc ccaagtagat gggaccacag gtgcatacca 37980
ccacacctgg ctaatttttt ttatttttta tttttagaga tggtgtttac tatgttgccc 38040
aggctagtct caaactcctg ggctcaagct atcctcccac ctcggcctcc cgaagtgctg 38100
gggttaccag catgagccac tgtacccagc cctcaaattt ttaaaaatct ataagagaca 38160
ttattggaca attagagaaa ttcacatatg gacttataat agtatcagag tgtgtggtgt 38220
gatggttctg gagggaatgg actttttctt tggagacagg cttttctatg cccacccttt 38280
tatcttgcta acttatcatc atccaggttc cagcagaaac attacttccc ccaggaaatt 38340
tcttaagggt gcagtatcat gatgtctgca gcaaattctc aaatagctca ggaaaaaagt 38400
acgtgtgtgg tatgagtgtg tgtatgtatg tgtgtatata tatacacata tatacacata 38460
tatatacata tatgtgtata tatatacata tatgtgtata tatatacaca cacatacaca 38520
tatatataca cacacacata catacatgta tttttatata attatatatg cagagagtgc 38580
aaatgttgcc aagttaaaga ttggtgagtc taggtgaagg gaatatggta tttattgtat 38640
tatttgtgca acttttctta agtttgaaaa ttttcaaaac aaaaaattgg aggaagaagg 38700
catgccagtc taccccaagc cctccattgg aatgctgaaa atctaaacaa tgtgatttgg 38760
caatttcatt tctttttctgt tgtgggccag tagtcttag atgttgggga agggggtagt 38820
cgctgaggtg tggttgactt aggatggaag aagcagaagt caagactccc agggtcaaag 38880
tggtttgctc tgctgaccca agtgtgggag gcccagagtc agcgtttcag gtgtgctaat 38940
tcagcatggt tctattcacg gccaaagtcc accctgggca cctctctggc agcaatcttg 39000
ggtgactcta ctaaggccag gcctccatga ccctatgtct ggatcccata tctccacctc 39060
tcccactgtc tcaggaacgg tgcttagctt tttcttttcc ctctcctgtc ttctttgcca 39120
gcatgtagaa agtttaaata attcccctct ttacaacaaa acaaaacata ccccctcag 39180
tcaaccaccc tagctctctt ctcctttttcc cagccagatt tttttaaaag catcctaggc 39240
caggcgcggt gactcacgcc tgtaattcca gcacttttggg aggccaaggt gggtggatca 39300
caaggtcagg agatcgagac catcctggct aacatggtga aaccccatct ctactaaaaa 39360
tacaaaaaag tagccgggag tggtggcagg tgcctgtagt cccagctact cgggaggctg 39420
aggcaggaga atggcgtgaa cctggtaggc ggaggttgca gtgagccgag atggcgccac 39480
tgcactccag cctgggtgac agagtgagac tccgtctcag gaaaaaaaaa aaaaaaaaaa 39540
aaaaaagcat cctcagcact ttggcaactc catctcctcc caacatgtcc ctgttactgg 39600
aatccagcca ggactcagcc ccgatctttc tactctaacc agttgtctca gttaacaagg 39660
acaggtttat gctgcagtga caaacaagat cccaaattct tgtggcttca cacatctggc 39720
accacctcat cttccagcct taggagtcat cttttagttc cttgaaaact ctttacagtt 39780
ttctgttggg gccttgtcat atactattcc cctggaatgt tctttcctat cccctccctt 39840
tcacctttgct aacttgtgcc catcctcag gtctcagcag aaacatcact tccttgggga 39900
agtttctcc aacacccaca ctacacaggt gtcccatcta cactcctatg actttgtggt 39960
acttgtctca cttcattttc cactgcctc cccacaaggc acctgcacaa gggcaaggac 40020
cgtaccactg tacctatgtc actcattgct gtggtcacct gcactctggc tgcctacctt 40080
aactacacat tagaatcacc tgaggagctt ttaaagccac aatgcaagac tccaccctag 40140
gccaattgga tccaaatccc tggggtaggg ccagacatca gtggagttat atatacatat 40200
atatattttg tttgtttgtt tgtttgtttt ttgagacaga gttttgctct gtcacccagg 40260
ctggagtgca gtggcgcgat cttggctcac tgcaagctcc gcctctcggg ttcacaccat 40320
tctcctgcct cagcctcctg agtggctgga actacaagtg ctcgccacca cgcccagcta 40380

```
at t t t t t t gt  gt t t t t agt a  gagat ggggt  t t caccgt gt  t agccaggat  ggt ct cgat c  40440
t cct gacct c  at gat ct gcc  t gcct cat ca  gcct cccaga  gt gct gggat  t acaggcat g  40500
agccact gca  cccggccat c  agt ggat at a  t t t t t aaagc  act gcagaga  at t ct gt t gc  40560
at cagct t ga  gaaccact ga  t ct gcct t gt  gct t cacat t  t aaaact t t t  t t t t aat gaa  40620
t aaat aaacc  ccaaaaaat t  aat ct ccct a  agcct ccct a  gaagat agga  t ggt aaggat  40680
at t t t cct ag  gt aaaaat at  gt t aat t t ca  t at t t cat ga  aat t t cat gt  t t cat t t caa  40740
t caagct ct g  t cat acacct  t acat ggggc  aagcccagt g  cct gggcagg  gt gt aat t at  40800
act cat t aca  caggcaagga  aaagt cacat  t aggt gat gg  agcacaaat a  ggcagt t aat  40860
ggt t t caggg  ct agt t agga  t at gt t t gt c  t t t caat t gc  aagt aat aga  agcccaaaga  40920
aat t ggt t at  t t at at aat a  t aat t gat t g  gt t cccaaat  t t gaaaaat t  caggaat aga  40980
cccagct t ag  gt acagct gg  at ccagt cac  t caaacaat g  t cacaaagaa  cccttt gaca  41040
ggaat gt at c  ct gt gt t gac  t ct act t t gc  t ct gagt agt  ct t t ccccag  gt gat gat aa  41100
aaat ggt cat  cat cgccagg  ct t gt gt cct  gt t t agt agg  aat at acaag  aagagct cag  41160
t aaat gct gg  ccccaccact  aagcaaaaac  aaaact t t t g  t t gt t gt t at  t gt t gt t t t a  41220
aat aacagct  t agacct t t c  t t ct t t cct t  gt t at t ct ct  t t cat ct gt a  at ccagt t t t  41280
ct act t ct ga  agt at agaat  gt t ct gat ga  t t t at t ct t c  at t acccaca  act t gcacat  41340
gt t t at t t aa  aaat gccagg  at t gcct ggc  cgt t gt gt gc  t gt t aacct t  t gt t t gct gt  41400
t agt ggat cc  ct gaagt t ca  ggct cccagg  ggagcagat a  at ggt at cc  agt t cct gca  41460
at at ccaccc  t ct ggcaagc  caagt t cct t  cct gggt aag  gt t t t gcct a  cct gcat t cc  41520
t agggaagt t  t ct gggcct g  accaccaagc  cagct ct gag  aaggggt gca  t aagccccac  41580
cat gct t t gg  ct ct gt ccct  at agaat at t  t t at gt t gt t  act gaaaact  aaaggaagat  41640
gggt gcggt g  gct cat gcct  gt aat cccag  cact t t ggga  ggccaagaca  gat t gat cac  41700
t cgat gccag  gagt t caaga  ccagcct ggc  caacat ggt g  aaacct t gt c  t ct acaaaaa  41760
caaaacaaaa  caaaaat t ag  ccgggt at gg  t ggcat gcac  ct gt ggt acc  agct act caa  41820
gaggct gagg  cacaagaat c  t ct t gaacct  gggaggt aga  ggt t gcagt g  agccgagat c  41880
gcact act gc  at t ccagcct  gggt gacaga  gcaagat t ct  gt ct ccaaaa  aaaaaaaaaa  41940
aaagaaaagg  aaagct aaag  gagagagact  aaaat gat at  caggt t cct g  gagaacaaac  42000
agacat gat t  t t gct t cat g  gcaggacagc  cggaagaagt  gggat t at at  cct cacat t a  42060
caaat aagaa  aact gagact  cagaat ggt t  aagt cact t g  t cccaggcca  cacagccagt  42120
aaat t acaga  aacagaat t t  gaacccaaat  ct t ccagct c  caaagct t gt  gt t ct t t t ca  42180
ct acct cct g  ct t aat t t t t  t aat t t ct aa  gat t agaccc  t t cat ct at c  cat gacacct  42240
gcct gt cat c  ccct gaaaaa  aggt gaacgc  cgt t cagaaa  t t t t t ct agc  ct gagct cac  42300
t cccagt t ca  ct t at t t t t g  ct t t gt cat g  gct gcccagt  ccccact t gt  agaccaggaa  42360
t aggt cat gg  ct gcggggac  t acacgct gt  cgct gct gca  agggccggcc  t ct gt t t ccg  42420
gggct gagt g  ggggccagac  ct gccaggag  caccat ct t c  t gt gggt cct  gcct ggat gt  42480
cacat cccgg  ccccaagaag  t cact gcaaa  cct t cgt at t  at t gagct t c  acat cct aga  42540
at t t gct gt c  act gt ggct g  ct gcat gaag  t t gt cct gag  agaaacgggc  at t gt cat t a  42600
acagggaaat  t gat ggt ct g  ggggaaaagt  cat cct cat t  ct ct t gcaga  t ct at gggt g  42660
at t gagact g  gct gat gt t g  aaggggt t t c  t cagccat cg  t gt gccat gt  t at ggaacag  42720
t ggt gt agcc  agccat t t ga  cacccagcgc  t gacct t t gt  t t aacaacct  cacct at at a  42780
t gacaaaat g  at t gt cagaa  at aat cgt gt  aat gaaat ga  ct gt aat aat  ggccagaaaa  42840
gaaacgcaga  t agt aaaat g  t t t ct ct t gt  t gaact ct gt  acat at aat t  gcaccaggat  42900
t t t t t t caaa  t aaaaagt aa  at at t at act  acaaaaaagg  gaaaaagcac  aagcat t t at  42960
t aaat agct t  t ct at at ct t  t ct gagt t t t  gat cct t t ga  t t gcagact g  at gt aat at t  43020
t t at gt aaat  cat t gct t gg  t t act aagt g  aact t t aaga  aaagt gagac  gt ct gcagaa  43080
gt t gcccat a  at t t agcagc  t act gt at t g  t accat t gat  gt acggct t t  at t t t ct t ga  43140
t t aat t at t t  aaacaat at a  at t cacaat t  t t aaaat aat  aaat t t ccac  t t aaaat ggt  43200
at t t aaact c  agcaaaat at  at cat ct at g  agt aaaat t t  gt at t t acca  agcaaaaat a  43260
t t acagt t t g  t ggt t cacat  gct gt ct cac  t gt t t t aaat  t t t aaat aca  aaaact ccaa  43320
gt aggct ggg  t gt ggt ggct  cacacct gt a  at cccagt ac  t t t gggaggc  t gaggcaggc  43380
at at cgct t g  agt t caggag  t t caagat t t  gcct gggcaa  cat agt gaga  t cct gt ct ct  43440
act gaaaaca  at t agct ggg  t gt ggt ggca  cat gcct gcg  gt cccagct a  ct caggaggc  43500
t gagat agga  ggat cact t g  aaccct gggg  gacagaggt t  gcagt gaggc  aagat t gcac  43560
cact gcact c  cagcct gggt  gacagat t ga  gaccct gt ct  caaaaaaaga  aaaaaaaaaa  43620
agaaacacaa  aaact ccagg  t ggt cgcaca  gaat gacagg  act gaagt aa  ct t agct cca  43680
at t t ct gt ct  t cat aat cac  t gt cct acca  t t gt ct gt gc  t t agaat ct a  ct t gct t aat  43740
gcaggaacat  gt gt t ct cac  agagat ggaa  aat gcaaat g  gcgccagaag  caagct ggaa  43800
at t ct gaacc  at t aagaat t  t act ct ct gc  caggcacggt  ggct cacgcc  t gt aat ccca  43860
ggact t t ggg  aggct gaggc  aggcagat ca  t ct gaggt ca  ggagt t caag  accagcct gg  43920
ccaacat ggt  gaaact t cat  ct ct acaaaa  at acaaaaat  t agccaggca  t gat ggt ggg  43980
t gcct gt aat  cccagct act  cgggaggct g  aggcaggaga  at cgct t gca  cct gagaggt  44040
ggaggt t gca  gt gagccgag  at ct at ct gc  accat t gcac  t t cagcct gg  gagacagagt  44100
aagact ccat  ct caaaaaaa  aaaaaaaaaa  aaaagaact t  act ct caaaa  t aaat acgt g  44160
```

t ggct gact c cacat at ggt agggccaact gt at aact ag aagt t ct cca aat aact t ct 44220
gt ggagaaaa aaaagt t t at t aaaggt t aa ct t t t t t aaa gt gct aact a gaacct t act 44280
aacact gaga t cgcaccaat t gt t t at aac t t agacaggg ccgggt gcag t ggct cat gc 44340
ct at aat ccc aacact t t gg gaggccgagg caggt ggat c act t gat gt c aggagt t cga 44400
gaccagcct a accaacat ga t gaaacccca t ct ct act aa aaat acaaaa at t agccagg 44460
cacggt ggt a cacgcct gt a at cccagct a ct ggggaggg t gaggcagga gaat ct ct t g 44520
aacccaggag gcggagat t g cagt gggcca agat cgcacc at t gcact ct agccccagca 44580
acaagagt ga aact ct gt t t caaacaaaca aacaaaaaaa aaaacct ct t ggaccaggaa 44640
aat at t t t t t aagggaggag t at t t t at ca ct ggcat t gt t t aggat t gc aggcacat ga 44700
t gct aat gaa aagcagact a act at t agt t ggt t t t at t a ct gt t t t t ga act ct ct ct c 44760
t ccct t t t t t t t t t t t t ga gacagagt ct ct ct ct ct gt cacccaggct ggaat gcagt 44820
gact gcagt c t cagct cact acat cct ct g cct cct cagt t caagt gat t ct cgt gcct c 44880
agcct cccga gt agct ggga t t acagggca ccacaccagg ct aagt t t t t gt at t t t t ag 44940
t agaggcagg gt t t caccat gt t gcccagg ct ggt ct caa act cct ggcc t caagcgat c 45000
t gcccat ct t gacct cccaa agt gt t ggga t t acaggcgt gagccaccgt gcct agccct 45060
gt t t t t gaac t ct ct agaga cagt ccagcc cct t at t act t gt cct gagg cagct gct cc 45120
ct t cacct gg ccccccgcat t gt gt t ccgg accct t gt cc t ggt ggt gct aaagaat at c 45180
t ct gt cgat c ct t t ggggac t ggggaaact gaggcccagt gccacgcgat gccat t t gt t 45240
cagggaagat t aggt cat ct gct aggt ccc cagt cact t g acct t ct t cc cagacaggaa 45300
gaagct gct c t gggt ct ct c agt gct ccac gt gt ct t t gc acat t gaaat gt t t t ct gat 45360
t t t t t t t t t t t t t t t t t gct gt t acat t t a ct t t t aaaaa at aacaagca at aaaat gt t 45420
acat t t gaga aggt t gaaat gagaat t gat t t gagt t aaa t t ct agcaga t t t t t ct t ag 45480
aagaat gat a t cat cat ct c cagct acct g caat t gat ct act ct gaat t aagaaagaga 45540
ct t ccat t t g t t gt t t at at t t t gcact ct t gat gt gt t t ct t t aaat t a t ggt cat ggg 45600
ccaggt gt ag gagct cacac ct gt aat ccc agcacct t gg gact ct gagg agggaggat c 45660
act ggaggcc aggagt t caa gacct cgt ct gt acagt aaa t t t t aaaaat t agccaggca 45720
t ggt agcat t cacct gt agt ct t agct act t gggaggct g agat gggagg at t gct t gag 45780
ccagaact t t gaggct acag t gagt t at t t t cacgccact gccct ct agc ct ggct gaca 45840
gagcaagacc t gcct caaaa aaat aagt aa aaaat aaat t aaat t t caat cat t agcagt 45900
cat t aggat a t t t aaat aca gt at gt t gaa t caaagt t ac gcat gt gt gt at t t t t t t t t 45960
ccagagagt t gt t t at cat g t gggt t t t aa t t t aact t t a aaaaaat gt t ggct ggacag 46020
t t gcccaaat ggt at cat ca gccat t t ggt t gagaacgt a t gt cct gcgg gct cct ct gt 46080
cact ggagt t t t gct agct g acagccact g gct agt t aga gact gcagt c agcacagat g 46140
caggcgt gga ct t gcgcacg t aaccat gt c aat gcaaagc cat cact t ct t aaaaat t ct 46200
gaaccct gct gt ct gagat g gt ggt gcagc ggat agaact ct gct ct aag aggcagt agc 46260
t aat t ccat g t ct t ct t t gc cct t gact ag ct gagt gact t t gcacat gg ggct t gcct c 46320
t ct gt t gcct t gt ct gcaaa gt ggaat cat ct t t t cct t g ct agacagaa ggt ggaccct 46380
ggacct at gg cct t t t t gag t t t ccccccc gct t ct t aga aggacct ct g at cct act ga 46440
gt t t aat acc cacgggt t aa t aat t gggaa aagcaaagga agcgct t ct g t t t aggt aat 46500
t at at gcat g t t t t t gt ct t t t t ct ggct g gaaagat at c caagccact g ggaaggt ccg 46560
t ggct accca gggt agccct ct ct ggggag ggct gct at a t ccaagagcc cct cat gaga 46620
at t t gaaaat cgaccat ggt agggcct gct gact t t t gac agct aat ggt gt gct gagaa 46680
t t gt ccct cc aaagat gcct t t ccat t ccc t cgggagagt ct gggcagcc cct act gggg 46740
gct gggat gc t ggct ct t cc ct cagcct cc accccaact g ct ct ct t ccc t cct cccct c 46800
cccagccccc t aat t t ct ct cacaaggct t t gt t ct gcag caacct t t cc t aat gcagt c 46860
ct ggcct ct t cgcagct t ca t t acat aacc t t ccgt ggac t cct ggt cca aggat caccc 46920
cagaaagcca gt cagaggt a ggcacgcagc t ggggt ccat t t act t acct t ccccacccc 46980
ct cggaact c agaggt ggt g caggaat t t g gact ccaaga at t aacagct ccaccaccat 47040
caccagagcc aaaact cagg at gcat gt gc t t cat ct gct gct t at t t cc agct gagagc 47100
cagt ggt gcc at ggt t cct t agggagccgg t ccccct gat g ccggct cct g gccccaaat c 47160
t ct ct gat cc gggct ct t cc agaat gt ct t gt ct ccacca t cgcct t t ga ccaat ggt gt 47220
ccct t t gcct ggt aat gt cc cct t t gcct g at gat ggccc t gt cact cct ct ct t t agca 47280
cagaggaggc t gt t t cat cc ct t caagcct gccct ccct t caagt ct t ag ct caagt t ca 47340
cct t ct ccgc agagcct t ct ccaat ct t ct t gact acgt c t cct ct cagc t ccagcaacc 47400
t ct gt ct ct g gcact gat t c ct t act t agc t aagagaat c acagacact t ggggct cagg 47460
acaat ct gct t t ct ct ct t c t t acccat gg cct t ggact g t gt gt acct c t t t gt ct cca 47520
ct cccaaacc caaccccag agggcagaga gcat gt t gt c t gt ccct t t g ct cagcat ga 47580
agccat gcgt gt ggt agat c ggcagagt t c cat aact t gt gt t gaccgag gggt cact t t 47640
gct ct gaaat t accccct gt g t cct t cagt a t t t gcacaga t agct t cct g gccagaccga 47700
at at at ccaa gggcat ggcc cacct ct gct cct gt t t cca ggt ccct ggt gggggt t agt 47760
t cat gcct t c ct cat aat ct gcccact ggc ct ggt cct ca aggt ct t ccc aact gct cag 47820
ccagagt t ga gaaaat gggt cgct ccat cc t gt t t gt gt c gt t ct ct cct t cct ggccca 47880
ct ct cct gcc cacaggt at c caggggct gc ct gt agcat t agaggacat a cat gcacat g 47940

cgt gggcat g ggacact cac gt agcct cca agcacagcat caat aat gca t t ct gt gct t 48000
t at agcat gg aaagct gct c t aaact t t at t acacagt gg acat gt ct ga agcagct ccc 48060
aaat ccaccc ct gagt gt gt t ggaat t ggc aagcct at ca ct t gggagt c t agt t t t t t t 48120
gt t cgt t aat aat agat gct t cct gt ggcc ccagct t ggc aat t t t gat t t aaagt gat c 48180
t t aact gaag agact aat gg acgggt ct ga at t t gt gcct t t t aagcaca aagt at t gct 48240
ct t aat t aac t ggat t ct at cct t t gagca ggcagaggcc t t cccccaag ggcgt cat t a 48300
acgat ccaca t ct ggacat c t t ccaaagcc t t ct t ct gt t t caggccaac cgcaggt gt g 48360
t t cct gaaca cccaggaggc t at gagagcc acat at gcct cccaaat aca cacagt gt gc 48420
at gcccaggg acat agagca gt gt gcaaag t cccat t cca t ct ct ct cca cct gggagag 48480
gat ggct ct t ct gt ct gat t cat ggct caa agt ggt aaag gagct cccca ct ccccgt cc 48540
cacgcct act cagagt ct gc aaat at gt at gcgat at gag agct cgt cag t t agct gt ct 48600
t cagt gt ggc gcacat t t ga ggagt ct gac t cccct ccag cacaggccaa t gt gcact gc 48660
t ct cct at ct t t gt acccc act gt t gcac t gt gcagagg t t ggagccat agaagt acca 48720
gagct gt gaa aggagaggcc ccct ct cacc t ct gccct gg t ct ccat ccc cact t t ct ct 48780
aggaagct ag t aggt gct ga caggggagag aagggagggg aggggt ccag aaacagt ggc 48840
t cat gcct gc aat cct agca ct t t gggagg ct gaggcagg aggat cat t t gaggt cagga 48900
gt t t gagacc agcct gggca at gt agcaag accct at ct c t acaaaaaga aaaaat gt aa 48960
t t agct gggt gt ggt ggt gg gcacct gt ag t cct agct ac t t gggaggat gaggt gggag 49020
gat t gct t ga gcccaagagt t t gaggt t ac agt aagct gt gat t gcacca ct gcact cca 49080
gcct gggcaa cagagct gag accct at ct c aaaaaaagaa aaaaaaaaag aaaggagaga 49140
gagagaaaga aaagaaaaga aaaaaaaaaa agaagggaag ggaaagccca gaagagt gt g 49200
gggagaggag gcggccgt ca t t ct ggggcc ct cagt gt gc acaaccagat aacacat gct 49260
ct gt gggct t t t gt accat t t t gct t gagc at aaagaaag gaaggct gcc cct aaat aga 49320
aagcact ct g gaggcaaaca aat ct gact c caat cct ggc cct gccact t t cccagct ga 49380
ggact t agac aagcaccct a gcct ct t gga cat t ct caga gccat ct gct gcaagt gggt 49440
gct gccat ac ccacct t act gggcaggct t gggggaccaa gggt ggt aaa t ggct cagt c 49500
t t t cat gat g cggccacaca gcaggt gcgc cat ccaggt c cat t t ct t t c ct t cct t t cc 49560
cccaaat caa gt t gt cat t a aagt act agt ccacat t aat gaaat caact gt at t aat t t 49620
t ct at t t gct gct at aat aa at cat cagaa at t t agt ggc t t aaaccaac acaaat gt at 49680
t acct t acag t t ct ggaggc cagaagccct ccat aggt gt cact gggct g aaat caaggt 49740
t t t ggcaagg t t gcggt cct t t ct ggaggg t ccaggggag aat ccat t t t ct t cct t t t t 49800
ccagct t ct a aaggt t t cat gcat t cct t g gct cat gat c t t ct at agct at agt cagaa 49860
aaat t t t cca t caat cat ct t caaagccag caat ggcagg at gagt cct c acat cacct t 49920
gct ct gacac cagt t ct ct g cct ccct ct t ccacat gt ca ggaccct cat gat t act t t g 49980
ggct cact ct gat aat ct gg gat gat ct ct ct at t t t aga gt cagct gac t gggaacct t 50040
aat t ccat ct acaaccccaa t t cct ct t t g ccat gt acag t gacat at t c acaggt t ct g 50100
gggat t agga cgagcct gt c t ct gaaaggc t act t t acat gaaaat t cat t t t t t t aat t 50160
aagat t t t t t t t t cct ct t g agacaaggt c t cact ct at g gt t caggct g gagt gcagt g 50220
gt at gat cac agct cact gc agcct cgacg t ct ct gggct caggt gat cc t cccacct ca 50280
gct t ccct ag t agct ggaac t acaggggt g agcccccat g cccagct aat t t t t t t t t t t 50340
t t t t t t t t t t gagacagagt ct cact cagt cacccaggct ggt gt gcagt ggt gcaat ct 50400
cagct cacag caacct ccgc ct cct gggt t caagt gat t c t t gt gcct ca gcct cccaag 50460
gagct gggac t acaggt gt g caccaccacg cccgact aat t t t t gt at t t t t agt aaaga 50520
t ggggt t t ca ccat gt t ggc caggct ggt c t caaact cct gat ct caagt gat ccaccaa 50580
cct cagcct c t caaagt gct gggat t acag gt gt aagcca acat gcccgg ccccagct aa 50640
t t t t t aaat a t t t t t t t t gt agagat gggg t t t t accat t t t gt ct aggc t ggt ct t gaa 50700
ct cct gggct caagcaaacc t cccacct t g gt ct cccaaa gt gct gggat t acagcat ga 50760
gccact gcac t cggcct t aa gagaagat t t aat aat t aat act t t acaac aagat ct gga 50820
agaggt ggga t gagt aact a aat gaggat a caagt aaccc gggt cat at t t gct aat acc 50880
ct t ggt caca t t gaact t ga t at ct t at ca gat t t t cct a at cagct cct t t agcagcag 50940
t gt t gcagca t ct t at ct ca t t t t gt t t t t t gt t t t t t t t g cct agcacat gcct gt aaat 51000
cact ggat t g aggt gt t t ag at gt t t gt t g t cct t t ggat gct t ct t at a aat ccat at t 51060
t cat ggct cc ct ggaaagt g ct at gcaaat gat aagct gc aaggat ggaa aggaaat t gc 51120
agt gct cct g aat t gt aaat gggct t t t ac gaggaggt t t ct aat t act c gct ct t t ct c 51180
t t gaact gag gagt t gaagt gt aggt ggca gat ccat aac agat aat cat gt gt gt gat g 51240
t gact t cagc ct gagcgt cg aggaccaagt cacagagcag gaacagccac t ct ccagt gt 51300
cct t ggggct acgt ct gagg agaacct ggg at t t cat at a t gacct gcac t ggct ggggg 51360
gct ct ct t ga cgt aacgt gt t ccct ct gag cat gt t acag at t ct gacat t ct t at gt t c 51420
ct t ct gt gga gagacat gt a ct t agt gacc t aact cact t t agcat at t t t t gct cat cg 51480
t t t gt gt agc t t aaaggaat cagat aat t a ccccct cccc act act t t cg gaagcacaaa 51540
t gcaat gccc t agaat t gt a ct ggggact c aaaaagaaaa gagagt agt a aaat ct at t a 51600
aaggggacaa agacagcct a t at act acaa gct t t ct at t t t t at ggcag agaat gccat 51660
t t t ct aagt a aacagagaac t gcat t t gac ct gcaat at c aaat gcat gg at t t gat gct 51720

```
t t ggaaagca  act gt t t t ct  gcgt t aat ct  gggt gt ct t c  cgt gaaat gt  cct cct gcct  51780
t t ggct t aaa  cact agct t t  gt ct acagcc  at t ccat cct  gaacct gccc  aat ct t gt ct  51840
gaat cct ggt  t t caccact g  acaagct gt g  t gt cct t ggg  caagt t act t  cacct gt ct g  51900
t gct t cagag  t cct cat ct g  t gagt t gggg  aat ct ggaca  gaat ct accc  cat agggcgt  51960
agt gaggat g  t gt t gaat t a  t cccaagt gg  ct acacagag  t aagcact ca  aat gat gt ca  52020
t cgt t gt cat  gat t gct gt t  accagagcct  agagt t cat t  ct gat act cg  agt ct gt ggc  52080
ccat ccagcc  caggt aagga  at agt t ggag  gagt t gggca  t gt t cagct t  gaagaggaga  52140
cgacagggga  t at gggat ag  t t gaat ct gt  gaagggcccc  ct gggat gaa  gaact ggcat  52200
gt t ct gt gt g  gct ccagggc  act gagcagg  acccat t t gc  caaagt ct ca  gggacacagt  52260
t t ct agct at  agacagaaaa  at t t t ct gt c  act cagagga  t gaaaat aga  at gagccccc  52320
t t aagaggt a  at gagct ccc  t gt cat t gga  aggat t ccag  aagagct agg  t aaccact t t  52380
aggt gct at c  aaggggct t t  t t t ct t t aaa  gt cct t t cca  aaagct t ct g  agat t gcat a  52440
aacaat agga  agccat ct t g  gt gct t t aac  acaaact ct c  cccagt gat g  agggt t gagc  52500
caaagccaga  t t ggcaagca  gagaggagac  t t gt gt acaa  ggagt t cct c  gagt caat t g  52560
ct t t t t cct t  gt t ct agcca  gccagagggc  t cct gt t gga  aaacaggaga  ccggagaggc  52620
t gaggcct ga  ccaaaccagc  t t ct gcaggc  cagct gggag  gccacaact c  ct acct acgg  52680
gaaaact gaa  gggcat ct ct  at t t t t agat  t agcaaaaga  aaat aaat t t  aagt t t gagt  52740
ct cct t t gca  act t t t aaaa  gacat ct t t a  t t gagat gat  cat t cacat t  ct at aaaat t  52800
cccccact t t  gagt t acaat  t cagt ggt t t  t agt ct t cct  t gat gat t t t  gat ggt ct t t  52860
t ct t aaggct  ct t ggaagac  ccagaagcct  ct cagacaca  ggt gggt gt g  gagggcgt ag  52920
cacagaggca  gact t ct cat  t t cct gggt c  t ccccct t t aa  t gact ct cag  agacccct cc  52980
t t ccccct gc  ccct ggct t c  t accccaggg  gt gt agagt t  t t gccat t t t  ccaagcagaa  53040
ct t cat t t cc  t ct t ct gt gt  ct acact ct t  t gt gct t ct t  t ct t gccagc  t t t t t ct cct  53100
t t gcccgccc  t t cct t cct t  cct t ccct cc  ct ccccccct t  ccct cct t cc  ct ct t t ccct  53160
cct t cccccc  t t ccaccct t  cccccct t cc  ccccct t ccct  cct t cct t cc  t t cct t cct g  53220
cct gcct t cc  t t cct t cct t  cct t cct t cc  t t cct t cct t  cct t cct t cc  t t cct ggt at  53280
gt gact aat t  t ct gt t t cag  gacat aaat g  t t gt ccaggc  t gt t ct t t gg  t ct t t ct gt t  53340
ggat aat gga  cat t t ggcat  t gagagaggc  t gct t t t t ct  gaaat cat gt  t ct t ggggcc  53400
cagaacct ag  gt gt gt gct t  ct gact t t gt  t t t ct t cct g  at ccaaat t c  t gat at gt cc  53460
at t t aaat t g  at ct agaccc  acagggcact  gt gggacaga  t cct cagt gg  aacat gact c  53520
t gt aacgaga  gcat t t t gt t  t t gt caaaat  gagaacat at  t at t gcct t t  cat ct gat t g  53580
t aaacat aat  acat gt t t at  aaaacagt at  aat gagacaa  aaat gt agac  act aat aagg  53640
gaaaat ct cc  ct aat t gt at  t t ct ct t cac  agagaaagcc  cct gt t gggc  at at at act c  53700
t agt t t gt t t  at t t gt t t ga  ct acacat at  at gt at t ct t  t t ct t at gt a  t aaaaat t ct  53760
gaacat gcac  at t t ct gcaa  ct act gt t t t  cact t gat ga  t gcat ggacc  t ct ct agagt  53820
gt acgt t t ct  t ct t cct t ac  aaagcagt t g  gct t cgccca  gggt gcacca  ggacacggt t  53880
t t ggct ct gt  ccccagggt g  t cacgggacc  aggggat gat  ct cacagggt  ct gccat ct g  53940
ccct gcct gg  ccggaggct g  cat cgagagg  gccaaggggc  accacgt gt c  gt gggt act g  54000
t caaacaaga  gcct t cagag  cct t ccacag  t ct t t ct t t t  gct t cccagc  at t gct t ccc  54060
cgct ggt gga  ct ct gaat ct  agaact agct  ccaggcgcct  ct ccaaat t c  agacgggagc  54120
t ggggcact a  t t at aat gca  aat ct aggca  aagccct ccc  aat accagga  t ccagaat gg  54180
ggt ggggccc  t t t gccct ga  aaagct gt t t  agt t t gaaaa  t acaaacagg  agacagaaaa  54240
gt t t ggct aa  at t aat ggat  aaagt t t t aa  cgat ggt aac  cat agt aggg  t t cat cgaca  54300
gccagcgat g  gt t ct gaaca  ct t gacat gt  at t aact cac  ct aat cccca  cat t t t acag  54360
acaat gcaaa  ggaggct ct g  ggaggt t gag  t gact t gccc  caaagt cgca  cagct cct aa  54420
gt gaaggat t  cggagt ggac  t ccaggcagc  ct ggt ct gac  t ccct gcact  gcgct gt gct  54480
t at ct ct ggc  cccaat gccg  ccat gcagaa  gt gt ct gggg  gcact t t gt c  t ct gt cagac  54540
agaat t cgga  gat gt gt at g  ct t gccct gg  t at ggcact t  ct ct t t t t t t  gagacagaat  54600
ct cact ct gt  caccct ggct  ggagt gcagt  ggcat gat ct  cagct cact g  caacct ccgc  54660
ct cccaggt t  caagcaat t c  t t gt gcct ca  gcct cccaag  t agct gggat  t at agat gt g  54720
caccat cgt g  cct agct aaa  t t t t t gt act  t t t agt aaag  at gt t gt t t t  gct gt gt t gg  54780
ccaagct gat  ct cgaact t t  t ggcct caag  t gat ct gcct  acct cagcct  cccaaagt gc  54840
t gggat t aca  ggcat gagcc  accat gcct g  gcagt gt ggc  act t ct t acg  t gt gt t cagc  54900
ggacact gt t  t at ct t ct gt  ccct ccaaga  cggt gct gag  ct caggt cgt  t cat t act gg  54960
cagacaact g  ct gat t t cca  acagaat t gc  cat cct ct t c  t cccct gcga  ct t t cagagt  55020
gt gacct cag  act caaaaat  t agaagt gaa  aacat ct t aa  aaact at cac  ct t t t ct t cc  55080
t aat cct cct  ct cccct ccc  t gt ct t cct t  gt t gt cccca  t ct aat gaac  t at cat ggca  55140
aaaagagccc  at t t ct ggt c  at t t t ct gt g  gcct t t caaa  ct cccacct a  ccccact gct  55200
cct gggt gca  t t acccgaaa  gct gagact t  cagt gcagaa  agt gccaggc  cct ct gt ccc  55260
cccagat cgc  ct t cct t gt c  t t ccct gt gc  t t gcct gt ca  cat t gt gt gg  gt t ccagcgc  55320
t ggaaggaat  gaggaacaga  t t ct ct ggt t  ct cct t t t ga  agt t t acct t  cgct ccacca  55380
ct t ct gagac  ct t cccggaa  gt t gcccct t  gt t t ct ct cc  t ct ccagggc  t gccccagag  55440
ct gcct ct ca  cct ct t cct g  ct gt cacccc  accaccat ca  gggcagaagt  t gggacaaag  55500
```

cct ct cct ac t ggct cct gc t t t t ct ccct t aggt ccagc ct cct ct t ct ccat ct t cag 55560
gagt ct cct t ct ccact cac acgt cat gac t t cagcacct cgcat cagt c cagaat at ga 55620
ct gct t gt t c aagt gccacc t t t ct cat gc at t t t t t t ct agt gacaat c acagccaccc 55680
t gt ggggcag gagt gt cat c at ccccat gt t t caaat gaa gaat t gcagt t cagagaggg 55740
caagt gact g gcccagcct c aacagct agc cagt ggaccc caccagggct t ct gact cca 55800
gt ccgggt t c cct t t ccacc caaat ccat g gagggagct g agccgagaac aggt gt cct t 55860
caggaagacg t gaagccaaa gcct ccacct ccaaact cag gggcccaggg agt ccaggca 55920
cccat ccact cacaaggct g gat at ggt gc at t ccaggag aggggt t ggg ggcgagt ggc 55980
ct ct ct gt gt acccgt gggg at agat gcgc aagt ggcat c gccacat cgt gagt cct ggc 56040
t t cat gggt g agct ccaggt ccaacgagaa gccaagcagg gggccct t ca agct cagct t 56100
t gggcccggg t cggggt aca gggt agagcg ggcct cccca gcccct gcca t gaggccaag 56160
gcagt gcat c gt t cgcagcg t acat t caga aaccaaagcc t aggagct gg t t at cat t cc 56220
ggt t t acagc t gat ggaaga gcaggt gct t ccgagaaccc acagt gct ct t t ggccagt g 56280
acccaagggt gcct ct gaga ggcct cgcag cacccggagg t gct gct gag gcaacgccct 56340
gact gt aaga aggaccat t c at cct cagag agt ggccgt g at gct gct gc gacagt ccca 56400
ccat ccct cc cgact ct cac t cccaacaga ct t cccact g t aaagct gaa ct ct ccagca 56460
aat cacct ct cgccagact c t ct cct cact ct ct ct gggt ccact agagg t t cct cagcc 56520
t ct ct t t gcc t t ggt t t t cc cagct gt aaa at ggagcaaa gagggcct at gt acccacaa 56580
aggt gt ggt t ggagcgact c ct cct acat t agggcct cga gt ggggct t c at gat t ggt t 56640
ggt ggaggt c t ccaaaccca cccagt gcca ccgaaggct g agact gcaga t gcaat gcca 56700
caggt gt cct t cct cagcct gggcagct ga acat cat gt g t aaaacgggg at aat aagat 56760
aat aacagcc cct t gcacct at gt ggct gt gaggat t aaa caagat aaat gt gt aacagt 56820
gcct ggct at agaaat at t t act ct t gt t a t t aagggaag aat at gt gt g gct aaaaagg 56880
gat cgaagat gt aaaagcca at ccct cccc ct ct agcat a t t t aagggt a at gt t gagt t 56940
ggt t t gt gga ccat t t gct g cct gt t agag ct ggaaggt a gggacccccct ct caacagcg 57000
at gct acaaa t t at acccat t ggaggt caa ccaaaagaca aagct t at t g gct ggacat g 57060
gt ggct caca cct gt aat cc t agcact t t g ggaggccaag gcaggcggat cact t gagat 57120
caggagt t cg agaccagcct ggccaacat g gt gaaacccc at ccct act a aaaat acaaa 57180
aat t agct gg gcgt ggt ggt gcacacct gt aat cccagct act caggagg ct gaggcagg 57240
agaat cact a gaacccagga ggt gaaggt t gcagt gagcc gagat cgcac cact gt act c 57300
aaaccgaggc aacagaggga gacgcaat ct caaaaaaaaa gaaaaaaaga caaagct t gt 57360
t aat accagc at at t gt t aa gggaat aaag t aggct gcag aacaact ggt gt aat at ggt 57420
gccat gt agg gaaaat t aca t gt gt gcat a ggagaggggt ct gcaaggt t gt gccct aag 57480
at gt t agagt ggt t cct t t g ct t t t ct ct t t t at aat t t t gt at t t gact t t t aaat aag 57540
gaccat aaat cact t t t at a aaat acat t c t ct ccagccc ct act act cc t t t aaagaat 57600
aagagt ggt t t gcccaagaa agacagt t t t t t t gct ct g gt t t t ct t ga t t ct gacat c 57660
agaggaaact gct t ct cat c cact t ggggc t ct gggt t ca ggggat t cat t t caggcaga 57720
t t aaagt ggt gaccaggggc at t cgt ggac acagggaggg acaggagcac cat cagt t t g 57780
t ct cacacaa ccact gt cat cct cact gaa ggct gt t gcc t gat caaaaa cagt at t ggg 57840
ccaggcacgg t ggct cacac ct gt aat acc accact t t gg gaggct gagg t gagt ggat c 57900
act t gaggt c aggagt t cga gat caacct g gccaacat gg t gaaacct t g t ct ct act aa 57960
aagt t caaaa at t agccagg cgt ggt ggt gcct gt agt c ccagct act t gggaggct ga 58020
ggcaggagaa t t gct t gaac ccgagaggt a gaggt t gcag t gagccgaga t ggcaccacc 58080
acact ccagc ct gggcgacc gagggggact ct gt ct t aaa aaaaaaaaaa aaaaat at at 58140
at at at at at at at at at gt caaaaat ggg gt agt t t t t a gat ct at agt agt t ct aaaa 58200
acaaaggcca t ccaagcat g acagat t t ac aagcact at t ggct at t cca gt agt t acaa 58260
t ggaggagag aagct t t t ag t t aaaacaaa caaacaacac aacaaaccca gaaacct t ag 58320
gt caaaacca aaat t gt cct ct cagacaca at ct gggaat t t t ct cat ga cagt gggcat 58380
t agccaact g acat cagcag caaccat ccg t gt gcacaca gt ggcaccac ct cct cccaa 58440
aaagcagcct t cat ct at gc cct cat acaa t cgt t gat t a t t ct ct t t gg at t gaggccc 58500
ggaat t at t t aagt t t ct t c t t gccagcat gagt ct t t cc t t t ct gt at g ct cct t at ct 58560
t ct ct ct t t a at t t ggcagt t ct gct t gaa at ct gggt ct t t cat t agt a gt agt t caat 58620
t t ggt t ccag aacat t ct gt ggt gt gat gc aat gt gacca gagct cacac t t cagagct c 58680
t t caagggcc agt ct t act g agcacct ccc agt ggct gcc t gt gt gct gg gcgccact t g 58740
t ggt gggcag gagagaggag gggacacaaa aggagacaca gct cct t ct t agaagct caa 58800
agt t ggggac cagct gccac agaagagt at gt t t agcat c t gagacacca agat ccagcg 58860
t cacaagggt gt t t at t aag cct cct cat c t ct t t ct t t t t ct t t t t t t t t t t t t t t t t c 58920
ct caggcagt ct t act ct gt cacccaggct ggagt gcagt ggcat gat ct cggct cact g 58980
cat gcaacca ccacct cccg ggt t t aagca at t ct cct gc ct cagcct cc ccagt agct g 59040
ggat t acagg t gcccaccac cacacccagc t aat t t t t gt gt t t t t agt a gagacagggt 59100
t t caccat gt t ggt caggct ggt ct cgaac t cct gacct c agat gat t ca cccacct cgg 59160
cct cccagt g t gct gggat t acaggt gt ga gccaccgcgc ct ggcct t gc t gt t gat t ca 59220
t ct at agt at gt t t gact t g at gacct cca gt t acct t ag acagaggt t c t cat ct aagc 59280

t ccaactt t c cat t t cct t t gt cct cgt ct t t cccct t aa cccct ccaca t t t ct ct caa 59340
aat cacccca ct t ct aaaaa at act gt t t a t t t t t ct t t t aaat t t caaa t t at ct at ac 59400
t cat t gaaat aaat caaaat agcat ggaat aagcgaaaaa aat ggat ccc accct t cccc 59460
act cccat t c cct agggct a accat agt t a accat t t aat gact aggt t t t t t t gt t gt t 59520
gt t at t t t t t at t t at t t at t t t gagacag agt ct t act c t gt cacccag gct ggagt gc 59580
agt ggt gt ga t ct cggct ca ct gcaacct c t gcct cccag gt t caagcat t ct cct gcct 59640
ct gcct cct g agt agct ggg at t acaggt g cct gccacca cacct ggct a at t t t t gt ac 59700
t t t t ggt aga gacagggt t t ct caat gt t a gccaggct gg t ct cgaact c ct ggcct caa 59760
gt gat ct gcc cacct t ggcc t t ccaaaat a ct gggat t aa ggt at gagcc accgcaccca 59820
gccct cct gg gct ct t t t cc t t t agt t gca ct cgct cccc gct cct ggag t agagggat t 59880
t ccgagagac t gt gggct cc agcct t cacc t aggcccagg act aggat gc ct gccct aac 59940
at t t at ct t t at acct t aaa gcaaaacagc t ggaccat aa gcat t caaga acaaact gt g 60000
aat aaggaga aagt t ct ccc aggaaacaag agct t t agt t ct gt t gggcc agccct t at a 60060
t t cct t agct gt t accagt c act gct t gat t t aat ct cgg ct at cact t g gcct gacagg 60120
t ct gct gct g gt gccaggat gt ct gggt t t t gaagcct gg ct ccat t aca t act t cct gt 60180
gt gacct t gg gcaact t act caacct gt ct gt t cct cagt t t ccccagct gt at t at gt c 60240
agcat aat ag t t t gt t gt gt gaat t aaat g aggt aat aac t ggaaat gct t caaacat gg 60300
t t cct at cat gagaaat cct gct t t ccgcc t aaat gt gct ggaaaat t cc t ggt ggt gca 60360
gaacaggaga ccagagcaaa ggaaagacag ggt gcagaag ccaaaaat t a cct t ggagaa 60420
caaagcgcat gt t aaggt t a t t t t t ggat t ct aggt t t at ct ct gct t gg t ct t cagt t a 60480
cct gcaagag at ccat t t ag gggat t t t t g t t t gt t t t t a acgat agct t t at t gagat a 60540
t aat t cat at gccat aaaag t cact ct t t t aaaat gt t t c cggt at at t c acaaggct gt 60600
gcagcct t cc ct gt cct t ga t t ccagt ct g agt t t t t aac t gaagggat a aggaggacca 60660
cgct t t cccc agaccagaac cgcgggccag ggggcgat t c t gct gagt ca ccgcgggcgc 60720
ct ggt gcgcg gcggcggagc ccgggacct t cct t ggct gc cccct agcga gggccgcagc 60780
gcagcct gag acacccgccg gggccgct cc acggccgt cg gat t t agact ggaagct cgg 60840
t ccaggt ccc cagct t gat g cgcccgcggt gt aggagacc agcccgact c gggct t cccc 60900
t gagcccct g gact ct t gac t ccagcaggg cct gggt aat gaacgt cagc t ccccct t t cc 60960
caaaggggt t gct ct gt t gg gaaggcaccc gt t t gat aca gt agcat aga gat gggt t t t 61020
agcat caaaa t at cagaat t caagcct t gc t ct ct gct t a ct agct gt gt gaccct aaaa 61080
aggt t t ct ga acgt ct ct ga gct t cagt t t cct cat cat t cct t ct cacg gggt ggt t gt 61140
gagcat t aca gagat cct ct ct gt gaagcc cct gt gagt g gct cat cct g agggct gaaa 61200
t aaacat gt t at t aat aat c caaaact ggc aagggat gt t gact ggt ccc cct ccct t gc 61260
ccaaggagct t t ct agaacc t gagt t at ca t t accaaact gt act gcct t gagt aagaaa 61320
gt t agaagga at gggaagga t ggt ggcagg t ggaggaagg cggat t ggt c at cacct cct 61380
t gcagcaaga aacagcccca gat cgt ggga aacct acaga cct gct agac agact aggag 61440
caaaagct gg ggct t t aaga at ccccaggg aggt t ct cct gagagagt ag ccagt t ggat 61500
t t t gt aagca gagat t t gt t t ggggaggag gt gacaacgt agggagcaga ggggcaaagc 61560
t gt cgggaat cct gcct t ga gggcagggat gt gt gt t ggg gggagt t ggg t cact ggggc 61620
t cggt ggcct t gggcaagt t t ct acct ct c aggt cct t t a cccacct agg gt cgccat cc 61680
t gcccacct c acaggt t aca gt gagcct gg at gcact gt c at gggcaggt gcccaggaaa 61740
at ggcagaca t gt t ccaaac agcacgcagc at t ccccagt gat gcccagg gt cacct t gg 61800
aggt gggcga gat gcct ggg gt t t ct cgt c caccccacaa cacct caggg gacagccaaa 61860
gct gt ccct t caggt aagct gcacagaaga t gt gaact ct gct gcaaaga ct ct at t ct t 61920
t gggagcaaa agggacccag ggt ct cacct gcacat ccct gt ccct gagg gcct aggggt 61980
t ct t ggaggc cccagcct t g gcaaaat gag gaagaaggt g aaggt t gt ct gggcccct gc 62040
caggct cct t cct cggccac gcact cccct t cct gcacac acaccct t ct ccct ccaccc 62100
cat ct ccat t gt t gt cagaa aagt cacaat aaaaaggt cc at at t gt ct a gt t cccat ac 62160
t t t t aat t t t t aaaat t t t a t t t at t t at t t at t t at gt a t t t t t t gaga cagagt ct t a 62220
acccaggct g gagt t cagt g gcat gat ct a ggct cact gc aacct ct ccc t cct gggt t c 62280
aagt gat t ct cat gcct cag cct cccgagt agct gagat t acagat at gt gccact at gc 62340
ccagct aat t t t t gt at t t t t agt agagac ggggt t t cac cat gt t ggcc aggct ggt ct 62400
cgaact cct g gcct caagt g at ct gcct gc ct gagcct cc ggaagt gct g ggat t t cagg 62460
t gt gagccac cgcact cggc t ccacact t t t cact t at t a aaagact gt g gt gt ccat ca 62520
at ggat gaat gaat aaacca at gt ggact a t ccct cccat t acccaagga at gaagcacg 62580
gagccgt gcc aagat ct gga t t cacagt ga aagaagccag t caccaaaag ccacgt gct g 62640
t gt gact t cc ct t at acgaa at at ccagaa gagat acat c cat ggt gaca gaaagt agat 62700
gagcagct gg ggact ggcga aggggagaag ggggagcagc t gt ct at gag gt ccagcct t 62760
t ct t ct gggt t t ggt gagaa t gt t t t ggaa ct agat agag gt gat agt t g t acaacat t g 62820
t gaat gt act aaat gccact gaat cat t ca t t t t aaat cg t t ct t t acgt t gcat gaat t 62880
t t aagt caat caaaaacagt t gt t t gaaaa gagaaaagcc t at gggt agc ggcagcagt g 62940
at t ggat t t a t gat t cgat t ccat ggct ca t ccct cccct gcct cacccc ct cgccct cc 63000
gacgt ct t ct t ct t t t act c t gaact gt t a t ct t t gt t ct cat ct ct ct c t ct ct ct ct c 63060

aaccct gcag acactttt cc ctttctttgt ctgcccccac cctccagatt tccgtgtctc 63120
cagtgtctcc ctacgaggca tgaattgaga ctgggagggt gtgattctga agaaggcacc 63180
aacagtgact cagctagccc cttcccccac cccgcccccc gggcctcaat ttagctaaaa 63240
aaccacaggg acggactcag gaggcaatac ctttccaagg gtccctaaaa aatgtcccat 63300
tttagtgtcc aggtttcact caacttttagt gcctcccctta aaatgtgttc cttacctccc 63360
accccactgc atctaagtca ctgcctgaga aaacaggatt gaggaaagga gaaaggaaga 63420
gagagagaga ggaggagaga gagagagagg gaggaaggct gatggattta gaaaagaaga 63480
aaacaagtgg tctgaggaaa acagcctttgg tgtgtttatt ttcctgtctg tgtatcgctt 63540
ctcggcctt t tggctaagat caagtgtatt ttcctgtctg tgtgtctcgc ttagattaca 63600
gggatctgtg ggtgatgaca cgtctggtcc aggctgcgta gtcacctcaa gggcatgctt 63660
attgatgtgt tttt caattc actatctttg catgggagtc ccaggccaag aggcacagct 63720
gcgccatttg tctgttggtt tagatatcct ttatccagtt cttccagaga aatcatcctg 63780
ccctt ctgga ggaggtgggc agcaggggtc agagatggga gggaaaggaa ggagccaggt 63840
cctt ggctag gatgccaggg tcccctgcct ctcacctggc ctgggctgga ggcctcctgc 63900
tgtcctgtca ctgatcacta ccccgcccca gcctcctgag ttagaagaca caggctaaag 63960
tagagtattt cttcattgaa aaacccatac aaaataaagg ttcataaaaa ataaaaattt 64020
agactgggtg ctgtggctca cacctgtgat cccagcactt tgggaggcca aggcaggtgg 64080
atcgcttgag ccctggggtt catgaccagc ctgggcaaca tagtgaaacc ccatctctac 64140
aaaaaataca aaaaattagc caggcatggt ggtgcatacc tgtggtccca gcttctcagc 64200
ctatggaccc acatagaata caatgtcagc ataagaaggg agccctgggg tcaccaaatg 64260
gtttgggcgg caaagaacct gaaggttgag agaagtggct tggttaccca gctgttggat 64320
gtgagacctg gccactgctt cttccatacc ctagacctgc accctgacat ctcaagtaaa 64380
aagttggggg atgttttatg gtccaggatg aaggaagggc agtgaggggc agcggagcat 64440
cacttt gcat ttctgtctgc ctcttactgg ctgtgtgacc tggggcaggt aacttcccag 64500
actcctggga atcataacac ctatgatgat gatgatgatg atgatgatga tgacacctac 64560
ctcaaggatt gccctgaagg gtcacagaga tgcctgcaag gcacctgcat ggagcaagcg 64620
cccctt ctct ggcaggtgct gggtgagcac tacctgctgc caggccctgg ggctatggca 64680
ctgcgtgacc ctgcaagtcc tacctggcga agctgtcgtt cttgtgctca gtcagtgttg 64740
gttgtaagac tgagaagagt cacttcattt tgctctccag ggacatcttt ctgggtccta 64800
ttttctgcct atgtcaagta gcgcctcaag gatgctcctg aaaatgggct tgtctttctt 64860
aacatggcag gtaggtccca aagcattagc atggggcagc tgacctagcc cagccaatgc 64920
agtgcagtga ctcttgcaac cgagtctaat cagaaggtcc atgaacctac gagcattttcc 64980
tgtcccagga tcagggtgga ggctgagcct ccctgcttag agattcttcc catgcattcc 65040
actttttcc ccaaaagaaa atattgaccc ttgagaggca cacagtttat ttattttgca 65100
tagtaaatag tagcctgtat tttaaggatg agttgatttc tgcatcagcc cctgtaggtc 65160
atcagcctt c tattggtgca tctgactctc tctagccctg cagggatggt ggagggggag 65220
gggaaggagg gatctttatt ggaaaccagg acagtgagac tcattgccct gtcatctgct 65280
ctgtggtgct gaatgaggca gcccaacaga gaaataccct gagcgagcat ccccagcctc 65340
caaaacagtg gcgcattgcc ctgagtcctg ggaatgacct ttgattctcc tgctcctgac 65400
ttggaaccca tggaaacctc tagaagcagc tgaggaaaac ccaacatgaa aagcagaact 65460
ccacactgag aatataggag gtgatcggaa catacaatga ttcttgctaa gaccgattca 65520
cagtttttct tttttttcga tcgaagaaat actggagaag cctaaagaag gagtctaaaa 65580
actctggcac gtgggccaaa actgtcctg agctaagaat gatttcaca ttttaagtg 65640
gttgaaaaat gaaataaaat aagatgatgt tttgtgacac atgaaagcta tgggaaattc 65700
aaattctaat atctataaat agtgttttat cagaacacag tcatgctcat ttattttatgc 65760
tcgatggctg ctttcccgct acaattacgt tgagcagtta caacagagac cacgtggccc 65820
acaaagcctt acaatatta ctatctggcc ctttccagaa aaaaatgtgc cgactcttga 65880
cctt aacctc agcaattttgg gaggccgagg caggcggatc gcttgagctc tggagttcat 65940
gaccagcctg ggcaacatag taagactcca tctctacaaa aaatacaaaa cattagccag 66000
gcatggtggt gcacacctgt ggtcctagcc actcgggaga ctgaggtggg aggatcgcct 66060
gagcccagga agtcgaggct gcagtgagct gtgatggcac cactgcacct cagcctgggc 66120
gacagagcaa gacctgtct ccaaatatat aaatatgca aagtaaaata aataaaacca 66180
tataaaaagg aatcaattta aaattatat gaaagctggc cgggcatggt ggctcacgcc 66240
tgtaatccca gcactttggg aggctgaggt gggtggatca cgaggccagg agatcgagac 66300
catcttggct aacacggtga aaccccgtct ctactaaaaa tacaaaaaaa aaattagccg 66360
ggcacagtgg cgggcgcctg tagtcccagc tactcgggag gctgaggcag gagaatgtct 66420
tgaacccggg aggtggagct tgcagtgagc cgagatcgtg ccacttgcag tccagcctgg 66480
gcgaaagagc gagactccgt ctcaaaaaca aaaacaaaaa caaaaacaaa aaaaaattat 66540
aatgaaagcc aaggggcata gtagaacaaa ttttctagag ctcattaagt caaatgagtc 66600
accagttagt aaaacgcagt cacggggaag agagggcagg attctttgaa gcagcggctc 66660
tcctaaaaac aacccaccct tgtccagctg cctttcctcc tgagggtgtt ccctttgact 66720
gtgtgacccc catcccctat ttcccaaccg tccaagccca cctctagcat aatacgagct 66780
tttaatccct ctccctgacc ccaacccgat tttgaagccc agtctagtat tttctcaaat 66840

acactt ctt g gct ccat t cc t t cct t t cca t cacct ct gc ct t t t cact g cat gct t gga 66900
ccact gcagt cagct ccct a t gaacagt t g ct ct ct accc at ccaat cgg ccccgcct gc 66960
t gct gccaaa t t caccgagg gcacct ct gt ggt gct gcct gt ggacaaag t ccaagccag 67020
ccacct cacc cacct acagg t gagt gggga gcagccagcg t gt ccagt gg t t t accccat 67080
cgccacagac t t ggt gat gt gt cgat gt gc agagaagggg t gt t ggcagc cacaacacaa 67140
gcaaccccgc cccat gt gag at ct aagat g ggcgt gct gg gagccacct c t gagaat cca 67200
acagaaggca gaggggagaa cggct cacac ggcacaaaca ct cct t cct t t t t t t t t t t 67260
ct t t t t cct t t t t gaaagga gt ct cact ct at t gcccagg caggagt gca gt ggt gcaat 67320
ct cagct cac t gcaacct cc gcct cct agg t t caagcgat t ct ccagcct cagct t ccca 67380
agt agct ggg at t acaggt a cact ccacca t gcccggct a at t t t t gt gt t t t t agt aga 67440
gacggggt t t ccct at gt t g gccaggct gg t ct t gagct c ct gacct cag gt gat ct gcc 67500
t gcct t ggcc t cccaaagt g ct gggat t ac aggt gt gagc cat ggggcct agcct cct t c 67560
cat t t aaat g t at gcct aat t t gcccat t g agaacggct g agacgcat t t t aagt ggcca 67620
gggt ct act t agagt t agt g ct cat gacca ggcccaggt c aagcct ggct ggccagat gg 67680
t gcct t t gac ct gct ct gt c t ct gt gcaaa ggaat gagct gaaggat ggg ggt gcagt gt 67740
gt gggcagt g ggct ggggct ggcaggact c agt gact aag ggaagagaac t t t cct cact 67800
accagcct gt ct t t t caggg caccgcgggg ggct t t ggga ct t ggt gat g aacacagcac 67860
agagagct gt ccagcat gcg ggt ccct ggc t t ct cacact t cccaggct c ct t cagaggc 67920
t ct ct ccaaa gggagct gct ct ct ct agaa cccat gaat t t ggaat at ag gcaaccact g 67980
cat t ggggac cact gacct c aaacat agag accagagcaa at ggggct ca t cacgt gaaa 68040
ct cat ct gga act ct agcag gt t ct t t t at at at at at at at at at at at at at at 68100
at at at at at at at at at at at t t t t t at t at t at act t t aa gt t ct agggt acat gt gcac 68160
aacat gcagg t t t gt t acat at gt at acat gt gccat gt t ggt gt gct gc acccat t aat 68220
t cat cat t t a cat t aggt at at ct cct aat gct at ccct c cccact cccc ccaccccaca 68280
acaggcccca gt gt gt gat g t t ccccct t cc t gt gt ccaag t gt t ct cat t gt t caat t cc 68340
cacct acgag t gagaacat g ct gt gt t t gg t t t t t t t gt c ct t gcgat ag t t t gct gaga 68400
at gat ggt t t ccagct t cat ccat gt ccct acaaaggaca t gaact cat c at t t t t t at g 68460
gct gcat agt at t ccat ggt gt at at gt gc cacat t t t ct t aat ccagt c t at cat t gt t 68520
ggacat t t gg gt t ggt t cca agt ct t t gct at t gt gaat a gt gccgcaat aaacat acgt 68580
gt gcat gt gt ct t t at aaca gcat gat t t a t at t cct t t g gt t at at acc cagt aat gag 68640
at ggct gggt caaat ggt at t t ct agt t ct agat ccct ga ggaat cgcca cact gt ct t c 68700
cacaat ggt t gaact agt t t acagt cct ac caacagt gt a aaagt gt t cc t at t t ct cca 68760
cat cct ct cc agcagct gt t gt t t cct gac t t t t t aat ga t cgccat t ct aact ggt gt g 68820
agat gt t at c t cat ggt ggt t t t gat t t gc at t t ct ct ga t ggccagt ga t gat gagcat 68880
t t t t t cacgt gt ct gt t ggc gaact ct agc agct t ct t t t cacaagt t ca t ggagagagg 68940
t t t cccact g agggaat cac at ct gt ct ga t caaaagagg ct t gggaaat ggct ct cct g 69000
t t cat t ccct gaaaacct ct gat ggaacca ct gccact gt ggcagcccca gcact ggcac 69060
cccagccat g at t ggt gccc cagccacat c t ct gct gt ga gccccagagc cct ggt t aat 69120
t aat cat cca cgt gt t gat g gggagaggcc cat t cacaaa agcgacat aa agcccaggga 69180
gacgt ggccg t ggcaagaag ggt gt gggac t acat t ccgc ccccaact ga gagat t caga 69240
aaccagaaaa aaat ggaaaa acat act gt g ct ct t gggt g ggaaaact aa at at cat gaa 69300
gggagcaat t t t t at agt t t t ggcct at aa t acaat t cca gccgaaat cc cagt ggaact 69360
t t gagaat t t gcaggaaaaa aaaaaat gt c t aaagt acat ct ggaagaca aact t acaag 69420
aaggt caaat aat t t t gaaa aagaaaat ga t at ct aagcc cacct agaga at aagact t g 69480
agat ccaaag ct aaat cagg aggct ct agc aaaat t gaca gat aagcagg acagagt gca 69540
t ggt gcat t c acct ggggaa gagggcagat t ggt ct acaa at aggcct gg gt ccact gac 69600
t t t agct gt t at at t t gggg agaaact t t t caacct cact ccat ct t aaa cct aaaaat a 69660
t t ccagat ga at t aat aaat at aaaaaat t agaccact aa aaat gt agaa gaaaat ggat 69720
gat ct t t ct a t accat agag caat ggaat a aat cacaaag gaaaacagat t t gact at at 69780
aaaact t aaa ccct gcccat caaaaaccat cagaaaccaa aat aaaaggc aaccaact gg 69840
agaagat agt t gccacaaat at gat caagg gt t aat gt t a t t cat aaat t aagagcccac 69900
acaagt cat t agaat aagca ct gagacct g aacagacaag caaaaagaat gagagt gggt 69960
cggcgcggcg gct cat gcct gt aat cccag cact t t ggaa ggct gaagca ggcggat cac 70020
t t gat cccag gagt t ccaac accagcct ga gcaacat ggt gaaaccct gc ct ct acaaaa 70080
gt cat aaat a t t agccgggt gt gat ggcac acgcct gt ag t cccagct ac t caggaggct 70140
gaggt gggt g gat cact t ga gcccgggagg t agagt ct gc agt gagccaa gat cacaccg 70200
ct gcact cca gct ggagcaa cagagt gaga ccct gact t a aaagaaaaaa aaaaaaaaag 70260
aggagaaaaa t gct gat ct c act agt aat t aaaacat cag gccaggcgca gt ggct caca 70320
cct t t aat cc cagcact ct g ggaggct gag gcaggcagat cact t gagat caggagt t ct 70380
agaccagct t ggccaacat g gt gaaat ccc gt ct ct acaa aaaat acaaa aat t cgccaa 70440
gcgt ggt ggc acat gcct gt gat cccagct act cgggagg ct gagacagg agaat t gct t 70500
gaacacggga ggcagaggt t gcagt aagct gagat cgt ac cat t ccagt c cagcct gggc 70560
t acagagcga gact ct gt cc cagaaaaaat t aaaacat ca cat at t t aaa caact ct agg 70620

at at cat t t a aaaaaacat t aat agact gt t t t t t agagc act t t t aggt t cacagt gaa 70680
act gagt gga aggt acagag act t cccgt a t gt t ccct gc cct ccacgt a cagcct cccc 70740
cact gccaac gt cct gcacc agagt ggt ac act t gt t aca accaat gaat cct cat t aac 70800
at at cat t at cacccaagt t cat agt t t ac at t agt aaaa cat cat ct t t cat ct at aag 70860
cacaaaaat t t t t ggcat t t at t t aggt g t at gat t aac t cagt gt t ga caagact cac 70920
act t cat acc cact t gcact gcat ct gaga agcaat t ggt gt ct acagcc gct acaccct 70980
caacaagccc gat ct t gt t t gaaaagcaat t ggt gat gct t ct caaaat t ct at ggacaa 71040
agt cagccgg gcat ggt ggc t cat gcct gt aat ccct aaa ct t t gggagg ccgaggcagg 71100
cagat cacct gaggt ct ggt gaaaccct gt ct ct act aaa aat gcaaaaa t t acccaggc 71160
at ggt ggct g gggcct gt aa t cccagct ac t cgggaggct gaggcaggag aat cgct t ga 71220
agcaaggagg cggaggt t t c agt gagccaa gat t gcacca ct gcact cca gcct gggt ga 71280
caagagt gaa act ccat ct a aaaaaaaaaa at t at ggaca aagt t t t t ca aaaagat at t 71340
t aat gcaact t t at t t gt aa t at t ggaaca t ct gaggcca t t t cagt gct aact at t agg 71400
ggat ggt t ag gaaaat at gg t acat at gt g gaaaggaaca t t t ggt agt t agt gcccct g 71460
at gt t t acaa aggct t t t ag t gaccaacaa at gct cat gc t at aat ct t a t gt gaaaaaa 71520
gcaagt agca t aat t gcaac t at at t t t t a at gcat agaa t aaaaggct a gaaggaaat a 71580
t cacagat cc t t gacat aca t t cccaaacc t t t gt aaat c cgcggat t ca t gaaaacaga 71640
cacat t t gca caagt gcct g at ct t t t ct g t t at acat t c at t agaagt c aagccct ggt 71700
gccacaaagt at ct gcct t t t caaat gt ga t cagaat gt t ct ct t t t gct t caaggccat 71760
t t t t cacgaa gcagt ggcat t t t t gcct ct t cat cagagt caccgt gt gc cct ggaggac 71820
t gagaacagc agagccgt t t t aggat ggga cagggcagcc aggaggat t g ggct cact cc 71880
ct act gagt g cct cact ccc gt acagcccc cat agaggaa gaggggt t ca aat t t at t cc 71940
t cagccagat ggcat gt gcc gcct gt cct g gaat t t caca t cact t at ga t ggaccaaaa 72000
t t ccaaaagc t gaat ccat g at t gt caaag t ct ggt at gg caggat gt ca acagt aat cg 72060
t t t ct gggca gagggat gat t t t ct ct t cc cat ct t gct t t gt at aaat a cat t t t ct at 72120
aat aaggt t g t at t act t t t ct cat caaga aat agcaaag t act gt t t t a ct caaaat at 72180
gaat agagcc aggcat ggt g gcagct t at g cct gt aat cc caacact t t g agaggcggat 72240
at gggaggat cact t t agcc caggagt t t g agaccagcct gggcaacat a gt gagacccc 72300
cgt ccccact cccccaaaga aaacccacaa agcat t t at c ct ggat t at t cacaggggcc 72360
aaaaaaaaaa aaaaaaat t c aggcct cct a t agccat gag ct acgaat at gaaaat at gc 72420
aaat gt gt aa gaaaagccag cacat ccgat t t t t act t t t act t t cacac ct ct gt ccac 72480
cat gt t ccaa gagaagaaac t t ggt cat t g aaaggaat ag at caaat cca aagaacaaaa 72540
ccact gt gct cat t aaact t ct t agt gt t c acaaagct t t agct gcaggt t gaat ggggc 72600
aacccgaat t ggct ggct ca cct gggct gc agggagcaga gat cgcgaca ct gcact cca 72660
gcct gggcaa caaagcgaga ct ct at ct ca aaaaaaaaaa agt t cat aaa t t caaagt t a 72720
t gaat t at t t t t aaaat aat aat aat t t ac aat aaagat g aggacaaagt gt gagt aaat 72780
ggt ggt t t ct at ccagct ct gt t gagct ga agt ggcat ct ccct gct ggg gct t t t gggg 72840
aagaagggt g t gt gt t gct c t t cagat ccc aagcct cat g ccccct act gg gccct gt ggg 72900
gt gct t ct ca gcccaccagg agagccaccg t t ggaacaca cacgt ggggg acct ggt ggg 72960
t gccggt gt g gt gaat gggg gccacagcct gact ccagga agccagcaaa ct cggagct g 73020
gaggagt cag gacacccccg at gagt caag agt t ggt t t t gct gccagt t gacat ct gat 73080
t gaaccat ct ct t cact t ct ccgt gcct ca ct t t cct t ac cagacaggct ct gct gat gc 73140
t gt ccct ct c ct gt t cagt c gt gccct cac cgt t aaagag aaagagcaaa ct gct gggca 73200
gcagcat t ga t t t t t t t aat gaagt ggaaa gagagct ggg aat aacaagt cgggcccacc 73260
t cacct gcct cacct ggt gg gt t t at t t gt t t t gt t t t t t t t t t t t t t gt t t t gagacaga 73320
gt t t caccct gt cacccagg ct ggagt gca gt ggt gt aat ct cagct cac t gcaacct cc 73380
acct gccagg t t caat t gat t ct cct gcct cagcct cccc agt agct ggg at t acaggca 73440
cct gccacat gcct ggct aa t t at t gt at t t t t agt agag at ggggt t t t accat gt t gg 73500
ccaggct ggt ct cgat cccc t gacct cagg t gat ccaccc acct cggcct cccaaagt gc 73560
t gagat caca ggcgt gagcc accat gcct g gccgt cacct ggt ggt gt t g aat at gaact 73620
gct gcggt gt t ggt aaat t a agcaagcaga t agat gt aaa t aacgct t gg gcaggaat at 73680
ggagcacggg at gaggat gg gcggccaact gt t agagagg gt agcaggga ggct gagat c 73740
t gcct gccat gaact gggag gagaggct cc t ct ct ct ct t cacccccact ct gccccccca 73800
acact cct ca gaact t at cc t ct cct ct t c t t t ccccagg t gaact t t ga accaggat gg 73860
ct gagccccg ccaggagt t c gaagt gat gg aagat cacgc t gggacgt ac gggt t ggggg 73920
acaggaaaga t caggggggc t acaccat gc accaagacca agagggt gac acggacgct g 73980
gcct gaaagg t t agt ggaca gccat gcaca gcaggcccag at cact gcaa gccaaggggt 74040
ggcgggaaca gt t t gcat cc agaat t gcaa agaaat t t t a aat acat t at t gt ct t agac 74100
t gt cagt aaa gt aaagcct c at t aat t t ga gt gggccaag at aact caag cagt gagat a 74160
at ggccagac acggt ggct c acgcct gt aa t cccagcact t t ggaaggcc caggcaggag 74220
gat ccct t ga ggccaggaat t t gagaccgg cct gggcaac at agcaagac cccgt ct ct a 74280
aaat aat t t a aaaat t agcc aggt gt t gt g gt gcat gt ct at agt cct ag ct act cagga 74340
t gct gaggca gaaggat cac t t gagcccag gagt t caagg t t gcagt aag ct gt gat t at 74400

aaaact gcac t ccagcct ga gcaacagagc aagaccct gt caaaaaaaaa agaaaagaaa 74460
aaagaaagaa agaaat t t ac ct t gagt t ac ccacat gagt gaat gt aggg acagagat t t 74520
t agggcct t a acaat ct ct c aaat acaggg t act t t t t ga ggcat t agcc acacct gt t a 74580
gct t at aaat cagt ggt at t gat t agcat g t aaaat at gt gact t t aaac at t gct t t t t 74640
at ct ct t act t agat caggc ct gagt ggcc t ct ct t t agc aagagt t ggt t agccct ggg 74700
at t ct t act g t agccacat t aat aaacaac at cgact t ct aaacat t ct a t aat accat c 74760
t t t t ggccaa at t gact t cg cct ct t cct c t ct ct t t cca aat gaaat gt gt t t cat t t c 74820
act gt cagac cacat ggt t g gggaccccac agagcacaca gccct cccl c t gcct t ccca 74880
t gct ggccct t cacccact g ct ggagt gcc aggt t ggt cc aagggt t gga ccaagt t gt c 74940
t gaggt t gt c t caaggt t gg t cgaggct gt ct ccgcgct g ggt t gt gct a caaggagccc 75000
t t ct t t ccat gggt gt ggct ggcagt gagt gct cacagca acagcccaca gt gcagcccg 75060
agggcaggat ggact cagt c cct gcct cca t acccat t t c t aaggaggca aaat ggcaaa 75120
cact ct act t t t ct t t t t a at gct aaaaa t aagaaaaca cct t gcagcc cagggt at gg 75180
gt agt gcat g gaagccgt gg agt t gt gagg t gggaagt ga cct ct gct gg at at gt ct at 75240
t caggaagat t gct ggagt g ggt ggggt ct ct gggaggt c ccct gagt gt gggaagct gg 75300
gaccaccagc t t t ct cgcac agggagt ggc cat cccagct t ggagaggt t ccaggact gg 75360
t t gggaggca cgt t t cagat t t ct at ct gt t gaat cagcg aagat at t gg at t at gagga 75420
at t t gggaat t aggaaagt g ggt gcaggt g ggt t gggggt aggt gaagga agacat gggc 75480
gt at t ggggg agcaggggct gct cagaggt gt t ccagaag ct ct gggt ga ggaggt gaga 75540
gggaccgggg aat gcagct c ggcccagcct ccct gcct ga ggt cagccat cacgt ggt ga 75600
t ggcaagat g gaaat gt gct t t ct gact gc t ccagccagt gct gccagat t cagct cccc 75660
agggagggca cct gagaggc t ccaagccag gagat ct gt t t t ct cct t t g t t t t gt t t t t 75720
t t t t gt t t t g t t t t gt t t t a t t at act t t a agt t ct aggg t acat gt gca caacgt gcag 75780
gt t t gt t aca t at gt at aca t gt gccat gt t ggt gt gct g cacccat caa ct t gt cat t t 75840
acat t aggt a t at ct cct aa t gct at ccct cccccct ccc cccacccccl gt t t t ct cct 75900
t t gaat cct t ct t agaggcc gggcgcggt g gct cacgcct gt aat cccag cact t t ggga 75960
ggct gcggca ggaggat t gc t t gagcccag gagt t ccaga ccagcct ggg caacat agt g 76020
agacct cgt c t ct acagat a at aat t t t aa aaat t at ccg ggcat agt gg cat gcacct a 76080
t agt cccagc t act caagag gcagaggcag gaggat cact t gagcccagg aggcggaggt 76140
t gccgt gagc caagat ccca ccact gcact ccagcct ggg cgacagagac ccccat gt ca 76200
aat aat aat a at aat aaat a aat cct t ct c agt ccct t cc t cact gt gt c ccccl ccact 76260
gaat t t t t cc acct cct ct c ccact t cccc cact cccgct t t ccct ct cc t t ct ct cccc 76320
act ccat ct t t t ct t t ct c t gct gt t t ct cgt ccct ccc t cct ct ccat cccacaacac 76380
t gcct accct gt ccct gccc caccct ggt g ct caggat gt gt gaagt gag gggt ggt agc 76440
ccccaagacc t caaccccga aggt t agcct gt t gaaacca ct t t ct ccca gct gcccccc 76500
t ggcagt t gg t gct gct ggg ggaaact ggg at t gggggcc agat t t t gcc t ct t t t cct g 76560
acaaagagag at gaagagt t ct ct caccag gt gcct ggga ct ggggt gt g ggt gt cccag 76620
cct at cccag cgcat ct gt t ct gcat cat g at t aat agt g ct gct t t cag ccgggcgcgg 76680
t ggct cacac ct gt aat ccc agcact t t gg gaggct aagg t gggcagat c acaaggt cag 76740
gagt t cgaga ccagcct ggc caacat ggt g aaacct cgt c t ct act aaaa at acaaaaat 76800
t aaccaggt g t ggt ggt ggg t gcct gt agt cccagct act t gggaggct g aggcaggaga 76860
at cact t gaa t ct gggaagc agaggt t gca gt gagccaag at cgt gccac t gcact ccag 76920
cct gggt gac agagt gagac t ccgt cct aa aaaaaaagga gt t t t gct ct gt cgcccagg 76980
ct ggagt gt a gt ggcgccat ct cggct cac cgcaacct gc gcct cccggg t gcaagcgat 77040
t ct cct gcct cagcct ccca agt agct agg at t acaggcg cct accacca cgcct ggcca 77100
gt t ct t gt at t t t t agaaga gacggggt t t caccct gt t g gccaggct cg t ct gggact c 77160
ct gacct cag gt aat ccgcc cacct cagcc t cccaaagt g ct gggat t gc aggcat gagc 77220
caccgt gccc agt caact cc t t ct caaaaa aaaaaaaat a gt gct gct t t ct ct t t caag 77280
t gt cct gat t t gggt gat ag t aaat gccac t ct act t at a agggat ct ac ct cagaat gc 77340
t aat t gggac at t t t t gt ag cact ct act g t t ggcagcag gt gat gct ca caacagcccg 77400
t gagggt gga t gacgt ccgc t t cacagat g acaaaggagc ct cat gct ca gaccgt gggc 77460
t gccagagca ggt ccat ggc t gcagcccca cat ggaccat at t t cccccl t gt cact ct t 77520
t ccaccaagc t ccct t ggaa ct t cagt t at t aagct ct ct t gggt ggaat ccaagt t aga 77580
at cacaacat gt gcct cat a t ggat t gt gc cagt gaaaaa t gacat t ct a t t t agaggca 77640
gggcagcct g gct t agagt c agt t t aaaat at gt at t at g ct gcaacaaa t gt accat ga 77700
t cct gt aaga t gt t cacaac aagggaact g gat gt ggggt at act gt ct g t act aact t c 77760
acaagt t t t c t gt aaat ct a aaact gt t cc aaaat aacaa gt t cgt t t aa aat t aact cc 77820
aggagaccag gt acggt agc t aat gcct at aat cccagca ct t cggaagg ct gaggcagg 77880
t ggat t gct t gagcccagga gt t t gagaca agcct gggca acat ggt gaa at cct gt ct c 77940
t aaaaaaaat cacaaaaat t agccaggt gt ggt ggcgcat t cct gt agt c ccagct act t 78000
gcggggct ga ggt gggagaa t cat ct gagc ccaggagt t t gaggct gcag t gagct gt ga 78060
t t gt accact gcact ccaac ct gggcaaca gagcaagacc ct gt ct caaa aaacaaaaat 78120
gaaat aaagt ccaggaaaga agt aggt t t t accact ct t a t t t t ct gaag agaaaact aa 78180

```
at t t aat gt g  t aaagt gagg  acaagt t cac  caagt t agt g  t t t gagt t gc  ct aaaat at g  78240
t t t gct aaaa  ct at t caaag  ct t t cacat a  aaacat gat c  agaagt t ct a  t gccaaaaca  78300
t at gt gt gt g  t at at at at a  t gcact at at  at act gt at a  t aaaaat gca  aaat ct aaat  78360
t gccaacct t  t t agaaat t g  ct ct gaaagg  aaagcat t t c  aagat aat t t  gct t acccaa  78420
agaat at act  t t ccaagaaa  gcaagt aat a  ct t aaggt gt  t cat aat cct  cat caaat t a  78480
at t ct t gct a  ct gaaagct t  acaaggagct  gt t t t gat gt  cgggt gt gac  aggt t t gact  78540
t ggcagaagg  t gt cact t t a  ct aacaacat  t t t aaat aag  t gacagaaga  caagaaact a  78600
cacgt t aaat  gccagaacaa  agagt gt ct a  agt ggat gct  aagagt t gaa  at at ggct gg  78660
at acct gccc  aagagagct g  aaaagt agat  gaaagt t ggt  t acct at aaa  ct agt gcacc  78720
ct aat gaat t  aaaaggt gt t  gat gagt t aa  ct t gt t at gc  ct t ccagat a  agacat gcaa  78780
at ggggct t c  t t cct cct t c  act act t cca  agggat t t aa  caaggagacc  aat gcaaat g  78840
at aaggact g  t agggct caa  gct ggggaca  gat t ggggaa  agggggacca  t cat gcccat  78900
at agat gt cc  ct gt gccct g  gcagt caagg  ct gct gaaaa  at aacaaaac  ccagaagt ct  78960
gcgt gat gct  gcct ct ccat  t t gt ccaaag  cct t ct t gcg  gcagt t t gca  ggct t t t gca  79020
aaagct ccag  gaccaaggag  ct at gt t cat  gct ggaagct  t gt t caggat  t agct gt t ct  79080
t t gt gggat g  ggt gcagcca  gggccaggt g  t ccagggaca  gt gt t t t aac  aaagggcat g  79140
aggt gt ct ga  t ct cacagt g  gaact ccact  t gcct t t t t t  t cat ct t ct c  at t ct gct t c  79200
at gcacagaa  ccagccccat  cct gaaact g  act ct aaat t  act cccgccc  caggt ggagt  79260
gcct t t ct cg  gagt t caaca  gagcct t cct  gt cgcccaag  ggacaact cc  act gaat gcc  79320
caagccacac  ccaaaacct a  acaagt aaaa  accaaat t ct  gt gct ccccc  at cct gggcc  79380
at t cct ggt t  t ct ct act gc  t gt t ggt gat  accaccat ca  gct t gt ccat  cat gaccct g  79440
gccagt t cct  cccacaaccc  t ccacagcac  ccagggacct  cacct ccat t  ccat ccgaca  79500
cagat ct cct  caccacaaac  ct t ggt t t t g  caacagcagc  cat gagacct  t t acaccct c  79560
cgcccct t cat  cct gt ccccc  act gaggccc  cagagccat t  cct t aaagca  gcgcgccaca  79620
aact at aacc  cacaagccaa  t t ct ggt acc  cagcct gt t t  t gcacagcca  gt gaact gac  79680
aat gat ct t t  t cat acagcc  agaaaaacaa  aacaaaacaa  aaaacaacaa  aaaaaaaccc  79740
caccat t ct g  agcat gt gac  t t ccat gt t c  aagat gt ct c  at gt t cagaa  aggcccct gg  79800
aaaaggagga  aggggagct g  ggcacaaagg  gagaccct ct  cagct gagct  cct cccat cc  79860
agacat t t t c  ct ggact t cc  t at ccaat ga  ct t ccct t ag  ct t ct t at ca  gccacccct g  79920
t ct gcccagg  aggct ggaag  at gt ggcct t  t t aact gggc  acagct ct gt  cct ct at cat  79980
at cagggct c  t gt t cccaag  gagggt agag  agaat ggaca  ccaggt ggac  cct cagcagt  80040
ct gt gccaca  gagggagt gt  t t gcaat t t c  cagact aaaa  gt ccccat gt  gct t gacggg  80100
gt at gt gact  acaacgt gat  gct t gact t t  t cct cat at g  accagagcca  ct t t gt ccat  80160
ct ggt acaat  gt cagct at c  t gct aggggc  cct ccaggat  t cccagt caa  t t ccat at ct  80220
gcat caccac  cat t ggcact  aaat aaaat a  aaat act caa  gt t cct gct g  gt gagcat ga  80280
gcagt gct ac  act gggccct  t caaccaagg  t gacat gat a  at gact gaaa  at aat cact g  80340
ccact t at t g  gggacgt ct c  at ct gccagg  cat ggt acaa  agt gct t t aa  at aagcat t c  80400
aacaat t t ca  t gct gacaga  agccct gt ga  gccagt ggag  ct act act at  gcccat t at a  80460
caggggagaa  aact gaggca  gagagaggt t  aggt aat t cg  ct cagcct ca  cacaaccaat  80520
aggt ggt gga  gccaggat t t  gggcccccat c  t gcct gact c  t ct agaggct  ct at ct t cca  80580
gt ct t ccaga  gt t gagt ct a  agccat gaat  aggacaat t a  gacagcagag  gaaacccat t  80640
cagccaccat  gt gcat gaag  agt aaggaat  t t ct gt cat a  cagaggggag  t gaat t cact  80700
gagct gagag  ct gaggaacc  at t gat ct ga  t ggct gagac  accact ggga  agact ggaga  80760
ggct t t t ct g  ggcat gcagt  gccaggcaca  ggaggagct g  agggaagat g  act aagaggt  80820
act ggcaaag  aat t cagaaa  t t ct gat gga  agct t t acat  gt t accat ca  cat ccat cca  80880
t ct at ccacc  cat ccat cca  cccat at ct t  cct ccct cca  cccaat cat g  cat acat cca  80940
gt cat ct at a  caccacccac  ccacccat cc  at ccat ccat  ccat ccct t c  at ccat ccca  81000
t cat ccat cc  aat t at acat  acat ccaat c  at at at ct gt  acat aat cca  t t ct t ccct c  81060
ggt t cat cca  t ccat ccat t  cat ccat cca  t ccacccat c  cct t cct t ca  t cct t cct at  81120
cat ccat cca  at cat at at c  t gt acat aat  ccat t ct t cc  ct cggt t cat  ccat ccat cc  81180
at t cat ccat  ccat ccaccc  at ccct t cct  t cat cct t cc  t at cat ccat  ccaat cat ac  81240
at at at ccaa  t cat acat ct  gcacat cacc  agct cat cca  t ct at ccat t  t at ccat cca  81300
t cct t cct t c  cat ccat cat  t cat ccat ca  t acat acat c  t aaccat aca  t ct ct acat c  81360
at t cat t ct t  ccat cgat t c  at ccaat t at  ccat cat t cc  t t cct ccat c  cat cccat t a  81420
t ccat t t gat  cat acat at a  t cat ct at ac  at cat ccat t  cat ccat cca  t ccat ccat c  81480
cacccat at c  t t cat ccaat  caat cat aca  t acat cgaat  cat ct acaca  t cacccat cc  81540
at ccat ccat  ccat t cat ct  at ccacccat  ccat ccat cc  at ccat ccat  t cat ct at cc  81600
acccat ccat  ccat ccat cc  at ccat ccat  ccat gt aacc  at ccagt cat  at at ccaat t  81660
acacat ccat  ccagt t at ac  at t cat acat  gcat ct aat c  at t caat t at  acat acacac  81720
at ccat at aa  t t ct acat cc  aat t at acct  ccat ccaat t  acacat t cat  acacccacct  81780
aat aaat t at  t aat t cat at  at ccat ccat  at aat t at ac  at caat t at a  cat ccat ct a  81840
at cat t cagt  aat t caccca  ccat ccagt c  at ct at ccaa  t aat acat t c  at ccaat cat  81900
ccat ccat cc  at ccacccat  t cat ccat cc  at ccgt ccgt  ccacccat ca  t ggt at gagc  81960
```

cat gat t t ac cacgat ggt c ccct gt ggac agcccaggt g gggcagaact gaagggaagc 82020
ccagggct gc ccccat aaac at t t gcct cc t t t acat gga t gagaact ag at ccacat gt 82080
at aaat cct c at gat t t gaa ggt gct t t t a ccaacat t ca ct cat gggat t ct cccagga 82140
gct ct aggag gaggcaggt a gagt t gaggt cat ct cacgc at t t t acaga t gaggaaacg 82200
gaggccct ga gaggcaggt c caaggccacc t gaccagaaa gaagt ggaac t gggact t ga 82260
acccagccat ct t gcccct t ggt cccat gc t ct ct agcct gt aact cct g ct t cct ggt g 82320
gggcat ct cc aggaggaccc t at cggct gg ccat gggcct gccct ggagt ct t t t gct ct 82380
gt gt ggccat cct t cct ccc t caggagagt gt gt gct ccc agagcacagg ct gt at ct t c 82440
t gagcat t t t gt ccct t ccc agt acct agc act cagct ct gt at acat t g ggct ct caag 82500
aat t ct caac ct t ccagagt gt aaggcct t gacct gct ca gccct ggat a ct gcat gat g 82560
cat t gat aag cccat aaaat aaccagggca gat t gact cc cagt ggccaa agt gccacag 82620
ggaagggaca at t cagccct t ct aggagga ggaggaggt a gt t t t ct cat t t ct at t aag 82680
gcaacaaaag ct gcct t act aaggacat t c t t ggt ggagg gcgt gact gt caaccact gt 82740
gat cat t t gg gcct ct ct t g cccaggct t c ccat t ct gaa aggacagt t t t at t gt aggt 82800
acacat ggct gccat t t caa at gt aact ca cagct t gt cc at cagt cct t ggaggt ct t t 82860
ct at gaaagg agct t ggt gg cgt ccaaaca ccacccaat g t ccact t aga agt aagcacc 82920
gt gt ct gccc t gagct gact cct t t t ccaa ggaaggggt t ggat cgct ga gt gt t t t t cc 82980
aggt gt ct ac t t gt t gt t aa t t aat agcaa t gacaaagca gaaggt t cat gcgt agct cg 83040
gct t t ct ggt at t t gct gcc cgt t gaccaa t ggaagat aa acct t t gcct caggt ggcac 83100
cact agct gg t t aagaggca ct t t gt cct t t cacccagga gcaaacgcac at cacct gt g 83160
t cct cat ct g at ggccct gg t gt ggggcac agt cgt gt t g gcagggaggg aggt ggggt t 83220
ggt ccccct t t gt gggt t t gt t gcgaggccg t gt t ccagct gt t t ccacag ggagcgat t t 83280
t cagct ccac aggacact gc t ccccagt t c ct cct gagaa caaaaggggg cgct ggggag 83340
aggccaccgt t ct gagggct cact gt at gt gt t ccagaat ct ccccct gca gaccccccact 83400
gaggacggat ct gaggaacc gggct ct gaa acct ct gat g ct aagagcac t ccaacagcg 83460
gaaggt gggc ccccct t cag acgcccccct c cat gcct cca gcct gt gct t agccgt gct t 83520
t gagcct ccc t cct ggct gc at ct gct gct ccccct ggct gagagat gt g ct cact cct t 83580
cggt gct t t g caggacagcg t ggt gggagc t gagcct t gc gt cgat gcct t gct t gct gg 83640
t gct gagt gt gggcacct t c at cccgt gt g t gct ct ggag gcagccaccc t t ggacagt c 83700
ccgcgcacag ct ccacaaag ccccgct cca t acgat t gt c ct cccacacc ccct t caaaa 83760
gccccct cct ct ct ct t t ct t cagggggcca gt aggt ccca gagcagccat t t ggct gagg 83820
gaaggggcag gt cagt ggac at ct gat ct t ggt t t agt at cct t cat t t t gggggct ct g 83880
ggt gt ggcct gggcct ct gg act t t ggcca cggt gt t t gt t ccagcccct t ct cct aacct 83940
gt cct t t cca gacact cggc at ct aggt t a t t agcacct c gcat act t t c t gacat gct c 84000
ct cagt cct g at t t t gacca t ct t ct ct t g ct t cccat ct gt gt cagt ca agact gcat t 84060
t ggct gt aag aaacagaaac cccaact aac t gt ggcat t t acat gaagag gt t t act t t t 84120
ct cacat aat cagat gt ct a gact t ggcca gcacct caag ggt cat t gat gct ct cct gt 84180
ct t t at t t t c t gt cat ct t t agt ggt t gga t t gt t gcct c at ggt t acaa agt ggct gct 84240
gcact t ccag gcat cacat c t gcct t t gaa gcaggaacaa gt t gcaaagt aaagt ggcca 84300
aaagggccct gaaact aaat gt gt ccccct aggaaagcag gagt t t t ct t gcaagt ggca 84360
at ct t ct gct t at gt ct cat t ggccagagc t gggt ct t ac ggccacccct t gct gcgagc 84420
aaggct ggga cat t gagcat t t t gccgt cc aacct ct t t a gcagaat aaa ccaaggggga 84480
agaacgt t aa t agt ggct t t t gagt cact a gt t ggcagt a t ct gcccct c t at ct t t cca 84540
t cct ccccat ggagt t t caa ggt t cct t t c t cagt act t c t t caggct ct gcacgt t cat 84600
t t ggat ct t g t gt ct t gggg t gaaaaact g gcccaagt gt ct ccccaagc at ccacct t t 84660
ggat t aat t t ggaaaat ggc t gt caagt gc ccgcct ct t g ct t ggt at aa t gct acagct 84720
t t agaggacg cagcaggcat gggcct t gcc gct gaggt t c t t agcct cat gagaat at cc 84780
agat cagat t ct ct t ggct c ct t ct t agag ccagt gat gc aagacact t c ct gct cat ct 84840
t gt cgggacg gt t t t acaag t t gcct gcca t cct gagaaa gt ct acaaaa cgat gccaga 84900
cct cat gcca gct t cccaag cct t gact ct cagt gct ccc t caacaggat t ct ggaagaa 84960
t ct cccaaac aagt cgcaat gccct ct gga ccct gt gcag gcat gagact caagagcat t 85020
ggct cccacc cct ggt ggag ggaacact gc t ggggct ggg at ct t gcct g gt t gct ccgc 85080
ct gcacccaa gacaaccat a at t aaaat gt cct t cat t ga act t ggaaag cct t caaagc 85140
t gacaact cc t t at gt gt ac ccggaaaggc ct gggagt gt gccagggcat t gct cgggag 85200
ggacgct gat t t ggaagcat t t acct gat g agagact gac agcagct cct ggt agccgag 85260
ct t t ccct cc t gcct ct gct gt gaaggt gg acccat ccaa cagt caaat g cct gact ct g 85320
gacaggagcg gacct at t t a t t gccat gca agggact ct g cact t t t gaa t t gt gggt ca 85380
t gggct t gga t t t aggggt t agagct ggga gaagt ct t gg aagt cacct a gagat gacac 85440
t gccat t t t g cagat gagga aaccgt ccaa t caaaat gga ccaaggact t gcccaaagcc 85500
t cacagcaaa accat aggcc cccgcact aa ccccagagt c cct gt gct gt ct t aaggat c 85560
at at agt t gt aagcaat cat ct ggt t t t ca gt at t t ct t c t t t t aaaat g cct ggggcca 85620
t gcccagcag t ct gt t t cac t gcagcgt t t acacagggct gccgggct t t cct ggt ggat 85680
gagct gggcg gt t cat gagc cagaaccact cagcagcat g t cagt gt gct t cct ggggag 85740

ct ggt agcag gggct ccggg ccct act t ca gggct gct t t ct ggcat at g gct gat cccc 85800
t cct cact cc t cct ccct gc at t gct cct g cgcaagaagc aaaggt gagg ggct gggt at 85860
ggct cgt cct ggcccct ct a aggt ggat ct cggt ggt t t c t agat gt gac agcaccct t a 85920
gt ggat gagg gagct cccgg caagcaggct gccgcgcagc cccacacgga gat cccagaa 85980
ggaaccacag gt gagggt aa gccccagaga cccccaggca gt caaggccc t gct gggt gc 86040
cccagct gac ct gt gacaga agt gagggag ct t t gcgt gt t t at cct cct gt ggggcagg 86100
aacat gggt g gat t ct ggct cct gggaat c t t gggt t gt g agt agct cga t gcct t ggt g 86160
ct cagt t acc t ccct ggct g cct gccagcc t ct cagagca t t t agggcct t ct ggact t c 86220
t agat gct cc t cat ct t gcc t cagt cagcg cgt cagt t cc agagact t ct ct gcagggt t 86280
t t ct ggggca ggt ggt ggca gacccgt gcc t t ct t gacac ct gaggt cag t ccaccct cc 86340
t gct cagact gcccagcaca gggt cacct c ccaaggggt g gaccccaaga t cacct gagc 86400
gcacagaggg t gcagat gac t ggaccacac ct t t t ggt ga t ct t aat gag gt ggt cccag 86460
aggagct cag acat gcaat c t agcat ccag t t ct gggact ct gt ct cct t t t caaacgt a 86520
t t cat gt aga acaggcat ga cgagaat gcc t t gt caacat gggt gat ggg gaat caat ca 86580
gacagggcgc cgggct caag gct gcagt ca cccaagagt g gct cagccca ccaggccct a 86640
ggaaacgcct gcacagcct g gagct cct gg agt cat t t cc t t cat gt ct t ct t cact gca 86700
ct t acgt aaa gat gccagcc at t ggt t t gg t gat t t ggag ggt gcccagt t gcccaacaa 86760
gaaat gcaga agaggcct ag ccaggat t t c accagcagt g gagagt agag aagat gt ggc 86820
cagaaaagag t t t cct t t cc ct cct aaaga t ggt act ccc t gcagct act ggggaagcct 86880
gcagcat t ct ct agggct ct gt gt gt t gag agcagcccca ccct ggcccc t t ct gagt gc 86940
at t t ct gct t t gt gact t ga t ccgt gaagt cccct gagat gggcagaggg gat gt cct cg 87000
aagct ggggc agagcct cat cct t gaacgt gaaggacgt t t gaagact gt ggcat gat ca 87060
caggat gaga t cacagggaa ct t gagt t t c t ct cct cct c t ccct t caca gt t at t t cac 87120
t gagggaaat ccct cccct g cccagaat ga aaact ct agc caact ct t ga ct t t t ccat c 87180
act ccaaagt agt t gaaagt acat t agt ct ccacagt ggc aaaacagt gt gcaaaagct a 87240
aat aat t aga acagccagt c ccat gt gaca gt caaagct t ct aact ccat t caaagt t gc 87300
agccat t ccc ct cgagggct ggcagggagg ggaggggt aa gagaaacagg aaggt t ct t a 87360
ct gagt t ggt cct ggt gt ga gct gcgt cac act ccct gca gaggt t t caa ggagact ct c 87420
t ct ct ct ct g t ct ccat ggg gacct t at t t gaat t ct t ct act ct t accc cagcct gcca 87480
t ct ccagct a t cct ccct g aagagccct t ct gct gcgct ggat t ct ggt ggccat gt ca 87540
t ct cct cggc cccgt gggag t ct gaagat c t ggct gcagc ct cacct ct g aggt cct gct 87600
agt t gccacc t ct t aaacat gat ct gaggc t cccat gcac t ct gacct gt gcccacat gg 87660
ggcccacggg aaacacgct g gcaagcaaac t gt gggt gt g cagacggt t c t cagggct gc 87720
agcacct gt c ct t t gct ct g cccccaaagc aaggccagcc cat ct t ccat cct ct agt gt 87780
t cct t ggt gg ggccct gacc acagt ccacc aggt ccct aa ccagagggga cacacaccag 87840
gt gt cct caa t gt at t gcct t gaaacagt t gt gct gggac t gt gat gggg ggt ggccat g 87900
t agccacccc caccaccccc aagccact ct ct ccaaggaa at cct cct aa agat ccct t t 87960
acat cct cca t gt ggt gggg aggt t ct aga gt t gggt gca t gt gt ct t ca gct act gaca 88020
at gcagacct t agt t ggcac ct cgct ct gg cct at cct gt t t gct gt t ct t ggcgct cca 88080
gt gaaact cc ccat gggcca t ccagt t ggg gt gcagt gt g gccacccct t gcaggt t cc 88140
t gcct t gct g gagagcacag ggccct cct g gct ct t gt aa aacact cccc at ggt acaga 88200
gaggccagca gt gat gt gag gcccaacct c cct ccat ggt gt t cccaagc agct ccct t t 88260
ct ggggt caa ggggt ggcaa agacagt gca gcgt ccaat t t ct gact caa gccgggcct g 88320
gct at cgcag ct ct gcact g t gt gt gacag caaggcaact cacccagt gc cgt ggcagt g 88380
accgt gt ccg aggaagcct c ct cacaccct ct gt ct caag gact ct ggca t t t agct gga 88440
ct t gct gt ag ct ct gagcct t t ct gccat t gccat cacct t gt cagaaac t caggccgaa 88500
t ct gcact ca gagt t gt gcc caggcagt t g agccaacact t gct cagcga t at t gt caca 88560
t gacaaggca ct gt caccac t gggcat cgt gggt agcgca gt gt cggct g gat ggacccg 88620
gagggt gt ct gt gt cat gct agt gct agt g at gggagccc cgt gagccca t t gcccgccc 88680
t cccat gccc t cagcagct g cct ggggaca gccaat ggcc t gggt gt t t c t gaggct acc 88740
acat ggct t c caggaaact c gagaacct t t ct ct ccct t g cct acact ct t cacacaggc 88800
ct gt gct ggc cagcggt ggg gat ccggcat t cct at ct t a ggt gcagaga gt gact gact 88860
cat t gcaggc ct gggagat a agact gat gg cccagccagc aagat gt at g gat t t ct cag 88920
aggcagt ggc ct ct gt cat t gt cct cagga aat gct ggt g at t ct ggt gg cct gaggt ca 88980
at gcat gt ca acgt ggccaa ct t gcct t at aaact t t t t t t ct ggacaat t gcgt gcact 89040
gt cct gt aac agt gt cct gt t gt t t at gat gcagaaat ag gt gt t t t t aa agcct at t ga 89100
t t t t ggt act at t aat gt gg t caggaact t t ct cagt ct t t ct t gt t t gg ggt gagct gt 89160
ggct t cct aa acaggaaccc aagacacccc caaaagct gc t caccagcac t gccagcct c 89220
cct ct t acca agt agcaccc gt t caggaca t t ct gcgaaa ggcat t t gcc cagaagt t gg 89280
gaggaaggaa at gt aacat t t t ggggcacc t accat at gc caggcaccag gct aaacgt g 89340
t t cacacaaa t t ct ct t act aaccct cacc at cct t ct ac aagacaaact agt at ct t ca 89400
t ct t ggggt t caagat gagg aaat ggaggc t cagagaggt t gaat gaat g ccggt gcct g 89460
gat at gaacc ccat ct gcct gact ccgcaa cccaggcaaa gt ct t t cct t gaact t ccca 89520

gcagccact g ct t agacaca gcct ccacaa ccat ggct ca gcagcaaat t gct t ct ct ga 89580
cct cact cag cct gt gt gt c ct t gt t gagt gaggcat t ca ggaccct ggt cccaaagt gg 89640
agaaagt ct t t cct act agg t cat agct ac acct gcat gt gggt gct gt g cct t t t gt t t 89700
agt gaact t t t at caccagc at cct cagca at gacat t t g cagagaagcc agagct gagg 89760
cacct t ggt a t t ct t gggat gt gact t t cc t gaat gt t t a agggaaaat g cccgaaggt a 89820
cagagagct t ggt t t ct agt aaacaat aac t gt ct t gct t t t acccccct t cat t t gct g 89880
acacat acac cagct gaaga agcaggcat t ggagacaccc ccagcct gga agacgaagct 89940
gct ggt cacg t gacccaagg t cagt gaact ggaat t gcct gccat gact t gggggt t ggg 90000
gggagggaca t ggggt gggc t ct gccct ga aaagat cat t t ggacct gag ct ct aat t ca 90060
caagt ccagg agat t t t agg gagt t ggt t c t t at caaagg t t ggct act c agat at agaa 90120
agagccct ag t ggt t t t t t t ct aat accat t t ct gggt aa t t cct aaggc at t t agt gt t 90180
ct gaaagat g ct agcct t gt ccagcct ggg agt t gagaat gaat gt ct aa cagaaact ct 90240
aggccgggcc t ggt ggct ca cgcct ct aat cccagcact a t gggagaccc aggt gggcag 90300
at cacct gag gt caggagt t t gagaccagc ct ggccaaca t gt gaaat cc t gt ct cact a 90360
caaat aaaaa aat t agccgg gt gt ggt ggt aggt gcct at aat cccagct act caggagg 90420
ct gaggcagg acaat cgct c gaacccagga ggt ggacgt t gcagt gagcc gagat cgcat 90480
cat t gcact c cagcct gggc aacaaaagca aaact ccgt c t caaaaaaaa aaaagaaact 90540
caaat at gt g t gacaggcga t t ct cact gc aggct gccct gt ggct gat c caggagcaag 90600
gcct t aacca t gt cat cccc aagcgat t gc t t gt aaact t t ct t ct gt gc agcct t caac 90660
cct t at t at g at t t t ct t ct caggaaccaa act gct gt at t caagaaagg cagct t t gt g 90720
t aat cat t t a t cat aaat at ct t aagaaaa at cct agaga t t cct aat t t t aggaaat gg 90780
gagacct at g gt act gat at aat gt gggct gggct t gt t t t ct gt cat t t gct agat aaa 90840
t gaact t gag agcct act gt aaaat gt gga agct t ct aga t t gcagaagg gct ggaaaga 90900
cact gt t ct t t t ct cccgag t gat gggat c t gt ccagt at t t agagct gc ct ct gaggcc 90960
at ct gat t ct aggagact ct gcct cgt t ga ggat at t t t g aggcct aact acacat t cct 91020
gcccccagag aggt cacagc ct at agcagg ct gat gt t t c t cat gt caca t ggcacagaa 91080
aggcacat t t t cgt t ct cag gct aacaaag agct t caaaa act at t agaa gggacagt gg 91140
ct at aagaga agaacct cag t caat gt gt g aaat t aact a ggaacct ggc t cct gt t t ct 91200
t t t aggt cat gt t t t t cagc t t aggt aaaa ct agaggct t t gat aaagca t gacct ct ag 91260
aaat cat t gc t t t t cat aaa t ggaagt ggg t t t gagt t t t t t ct act gat t gt t agt gca 91320
ggt gat gt ct acat gccccc agaacat at t ccat gcaaca aaaaaagccc aggt caccgt 91380
ct t t gct ggg aact t gact t t t gt gct cac t gaat t t t aa gct t t ct gac agcagcct gg 91440
aat cat ggag ggat aaagt a cct at t agt a agat ggaaaa aggt gt t t ca ggt t ggagct 91500
gcagt ct gt t gagagt aagc t at gggaagg cct gt at acg aggggt ggac t t t t ct t ct g 91560
t aagt gt cca gagaccaggc ct cct gaaga gggcat gggg gct t aact t a cct ggact ac 91620
t gt gt t t aca at act cat t t at ct t gaact cct cct aacc cct gagaat t gct acat t t a 91680
gt at t t gct g agt act t cct agcat cct ag ggaat caat a gaacat t ct c ccaaccaggc 91740
t gggt gcggt ggct cat gt c t gt aat ccca gcact t t ggg aggccaaggt aggcagat cc 91800
ct t gaggcca ggagt gcaag act agcct gg ct gacat ggt gaaaccccgt ct t t act aaa 91860
aat acaaaag t t agccaggc at ggt ggt ac acacct gt aa t cccagct ac at gggaggag 91920
t aggaggcag gagaat t gct t gaacct ggg aggt ggaggt t gct gt gagc cgagat cat g 91980
ccact gcact ccagcct ggg cgacagagt g agt gagact c t gt t t aaaaa aaaaaaaaaa 92040
aagaacat t c t cct aacct g gct t ct t cct ccaggggt gt aat t aat cat gt cagt t t cc 92100
t cat t gat ac acacacacac acact acaat cct gt at cca t t act t t t ca aggt acat t t 92160
act at t t acg t t t ggggt cc t t gt ct ct t t t t t aat agt g t t t ct t aaag t ct t gt at t a 92220
t at cagagt a cagt aacat c ccagt caaga gcact ct agt aagct ct agg aggaaagcga 92280
ct t ccggaag gcagt ggaga cct gt cct gt t ggggcagca t aggggcagc ccct gcct ct 92340
ggt cagt t ct ggcgct cagg ct cagggt t g cct ct gggct gt t ct t ccca gagact gaca 92400
aagggct ccc at aaggcacc t gcagagcct gt gagaagct gaagt caat g t t t t cct gac 92460
accagt t gat ct gt gcagga t ccat t gat t t aaccacct g ct gt gt ggca t gcact gt gg 92520
t cgat gccag gaacaggaat t ggaggggcc cat gagcat g gccagt at ca caggct ggag 92580
gt gct gct gc gct ct gaccg ggcct ct t gg ggat gagccc at gt caacca cct t gcct cc 92640
gat ggggt cg ggcccacagg t t acct t t t gt gt gt ccat ga ccacacct t c ct ccccgacc 92700
t cat ccaaat ct t t t ct t t t ccaagcccc t gaat cct t c agggct gcag gt t t t gt t t a 92760
aagcagagct ggt gagt t gc at aggt t gt t gcat t gggac t agat ggggt gt t caaagag 92820
t t gggagt t a aaaaacat aa agggt at t t a t t aggagaac caaggagt gt aat t ct cct g 92880
t t ct t aat at gcggccaggt t aat gaat gt cacgt gaat g aaccagaaaa aaat gaagt g 92940
t gccct t gat cagct gggt t ggt gt gcagc aagct gt gt g accaggggac agcagt ggt c 93000
ct gagggccg t cact gt ct g ccgt gcagag ccct t cct cc cacgggggcc t acct cacct 93060
gt gccaaggg ct t gt ct gt g gt cagt gacc t ggat agat c t gaat ggggc t t ct t t t t cg 93120
aggagt ct t a t ggcaggt ct ct cagt aaag act ccat t ct t gat gat cac acat t t t gga 93180
t t t t ccaaat ct gt cagaga at gggct t ga ggcggggt t t gt gggcact a gt t t cact gg 93240
t t t cat t t ac caaaaagggg agcagaagt c aagt at ggt g gct cat ccct gt aat cccag 93300

aggcaagaga at t gct t gag cccaggagt t cgagaccagc ct gagcaaca t aaggagacc 93360
ccgt ct ccac aaaaat gaaa aat aacat t t t agt cagacg t ggt ggcat g cat ct gt ggt 93420
cccagct gct t gggagggt g agat gggagg gt t gt t t gag ccct ggagt t aaagt t gcaa 93480
t gagct gt ga t t gcaccact gcact ct agc ct gggt gaca gaacgagacc ct gt ct caaa 93540
aaaaaaaaaa aagaaagaaa gaaaggaaaa aaaaaact ca t gcct gt aat cccagcact t 93600
t ggggaccgg ggt gggcaga t cacgaggt c aggagat caa gact at cct g gccaacat gg 93660
t gaaaccccg t t t ct act aa aaat acaaaa at t agccagg t gt ggt ggca cgt gcct gt a 93720
at cccagt t a ct cgggaggc t gaggcagga gaat cgct t g aaccagggag t cagaggt t g 93780
cagt gagct g agat cgt gcc act gt act cc agcct gggcg acagagt gag act ct gt ct c 93840
aaaccaaaaa aaaggggt gg ggggcggggg caggagaaca gt gagaggt a gggagaggaa 93900
aggggat t ct cgct acaccc aaaccagat a ccat ct agag gct agaat ct t t gggaggct 93960
caaat t ccct agaaagcagg agaagct t ct gt agccct cc cgct t t ccca gt agat t aag 94020
cccagggcgg ct ccagat gt gt gacat gct ct gt gcccaa ccagagccca t cat aggcag 94080
aggaat aaca cccacaccag aagggccct c ggaggt cacc acgt ccaaga accct ct t t a 94140
cagat gagga aact gaggcc cagagagggg agagccacct agcgagct gg t ggcggct ag 94200
accaggagag ct gt cat t cc aagcaagcaa aggcaacgag acgagcccag agct gt gct c 94260
ccat ct ct t t gt t agggggc ct gggat gcc ct ct cagt gt cat t t t gt cc aggat gat gc 94320
t ccct ct ct t aagcgat t aa t gcgccct t g ct aacct t t t gct at cgct g cct ct t caaa 94380
ccagaggagt t gagagt t cc gggccggcag aggaaggcgc ct gaaaggcc cct ggccaat 94440
gagat t agcg cccacgt cca gcct ggaccc t gcggagagg cct ct ggggt ct ct gggccg 94500
t gcct cgggg agaaagagcc agaagct ccc gt cccgct ga ccgcgagcct t cct cagcac 94560
cgt cccgt t t gcccagcgcc t cct ccaaca ggaggccct c aggagccct c cct ggagt gg 94620
ggacaaaaag gcggggact g ggccgagaag ggt ccggcct t t ccgaagcc cgccaccact 94680
gcgt at ct cc acacagagcc t gaaagt ggt aaggt ggt cc aggaaggct t cct ccgagag 94740
ccaggccccc caggt ct gag ccaccagct c at gt ccggca t gcct ggggc t ccccct cct g 94800
cct gagggcc ccagagaggc cacacgccaa cct t cgggga caggacct ga ggacacagag 94860
ggcggccgcc acgcccct ga gct gct caag caccagct t c t aggagacct gcaccaggag 94920
gggccgccgc t gaagggggc agggggcaaa gagaggccgg ggagcaagga ggaggt ggat 94980
gaagaccgcg acgt cgat ga gt cct ccccc caagact ccc ct ccct ccaa ggcct cccca 95040
gcccaagat g ggcggcct cc ccagacagcc gccagagaag ccaccagcat cccaggct t c 95100
ccagcggagg gt gccat ccc cct ccct gt g gat t t cct ct ccaaagt t t c cacagagat c 95160
ccagcct cag agcccgacgg gcccagt gt a gggcgggcca aagggcagga t gcccccct g 95220
gagt t cacgt t t cacgt gga aat cacaccc aacgt gcaga aggagcaggc gcact cggag 95280
gagcat t t gg gaagggct gc at t t ccaggg gcccct ggag aggggccaga ggcccggggc 95340
ccct ct t t gg gagaggacac aaaagaggct gacct t ccag agccct ct ga aaagcagcct 95400
gct gct gct c cgcgggggaa gcccgt cagc cgggt ccct c aact caaagg t ct gt gt ct t 95460
gagct t ct t c gct cct t ccc t ggggacct c ccaggcct cc caggct gcgg gcact gccac 95520
t gagct t cca ggcct cccga ct cct gct gc t t ct gacgt t cct aggacgc cact aaat cg 95580
acacct gggt gcagct gct c cact ccct cg gcct cct ccc gt gct caggc t gt ggccgca 95640
cgcgcccct c acgct t gccc gccact ct gc at gt caccag cacccccgct ccgt gct acc 95700
cacct t gt t t gact ct ct gg ccact t gat t t gt ccacaac ggcccat cag cccacaggag 95760
gt t t ggt ggg t gcct t ccac cgacaggat g acgggt gccc t cat ggt gt c t agaact ct c 95820
caaccct ccc at gt aggcat aagcagcccc act t t gcaga t gaggaaacg gaggct caga 95880
gaagt acagt aact t gccga aggccaat ga gt agt aagt g acagagccag gt t t gggat c 95940
caggt aggt t gt ct ct gaaa gacacgcct g t cct gcat cc cacaacgcct cccaggaggt 96000
gct ggagt gt ggacgcct aa cacagagat g t gcagggcac acacagcagg t gacacacac 96060
agcat ccaga ggt ggcccag agct cat gct gt gcct t t gg cccagt gccc t gcccccacc 96120
cact ct gcct t gt ggcagga agacaaggag cagacacaag at ct ccct gg t ccacat gcc 96180
accacct ccc t ct gcagagg acaaggggat cct cat gct g gcat t ggagg gggt t gagca 96240
gggcccacct t gagccct ca ggagcacgac cacagcagcc ct gcagggag ggat t ggt gg 96300
gaggagagt c ccaagt at ca gggagaggag agt t ggt gt c ccacaggaga cct cagagcc 96360
acaaggcgag ct t gt t cat a aat t t gggac cct t agcat t t cacagt t at t t gcagagcc 96420
cagaaat gga t gt t act gaa gct cacagt t gcaagcat ct gt t aaat t t t t at t agat t t 96480
t act t t t agg gaaaact t t g aaat gct at a aagaagcct g t gt t t aaaag t t aagacaga 96540
ggct gggggc gat ggct cac gcct gt aat c t cagcact t t gggaggccaa ggcaggt gga 96600
t cat t t gagg t t aggagt t c gagaccagcc t ggccaacat ggt gagaccc t gt ct ct act 96660
aaaat t acaa aaaat t agct gggcgt ggt g gcgggcacct gt agt cccag ct act gggga 96720
ggct gaagca ggat aagt gc t t gaacccag gaggcagagg t t acagt gag ccaagat cac 96780
accact gt ac cct aagcct g ggcgacagag t gagact ct g t ct caaaaaa t aaaat aaaa 96840
t aaagt t aag agagaaaaaa at at at cct a t at cct t t gt t aaat t ccaa aacagt aggg 96900
gacaaat aac t gact t gaca ggt t act aca at at t t cct g aaat gat gt t t t ct t gaat a 96960
ct ggcct act agaggt t cat aggt gt gt t t ggat t aaaaa agagt t ccat ggcccagt ga 97020
ct gggggaaa aaaat aaaag act aaagt aa gt t aaacagg ct t t t ct gct gcaggact t g 97080

t cagagcct t t aat gt act a at ggccat t g t gaccct ct g agaaggt cac agagt gggt t 97140
t cccaaact t act t gat t ct acct gct aac at t t cct gga ggaagt t t gg gaaat gccga 97200
t t t agcagat t ct t t t gt t g t gccgt ggat ggt gct ggt t gat gt gggca aaacaaagaa 97260
cacgt gagt c agat ccgcct ggggct ct t a ct aaagt gca ggt t cccagg t gccact t t a 97320
ggct t acaga cccagt t gt g gggt aagcct gggagt ct t t t agcaggt ga t t ct gccaca 97380
t agt at agt t ggaaaacct c t gggcat act cat t gct ggt ccct ct agaa at ccaggt ga 97440
caat agccaa t gagaagct c caagagaccc agt t gt ccat ggggt agagg gaat gt gat a 97500
t t gaaaccaa agaagaaaat ct at gat cag t t t t cagcag t gact gt caa gagaaggaga 97560
agggt gagt t agcgct gat g ct ggct gaca ggt cagcggg t t ggt t t cac caaggagt gt 97620
gat gaaggct gat gt t gt ct gt gggaat gt at gat ggt aa ct ggt t t gt a gct aat t t gg 97680
ggaagcagt g agaat t cgt g ccct t t gaag accagt aagt ggcaagaaac ccaccaggcc 97740
t ggct caggg ct gggct ggg ct t ggct cgt ct cagagcag ct ggggct gg t ggccaaagc 97800
caccat t agt gaggggcagg ccct gggggt acaaccagca act aggggac aaagacaacc 97860
ct gccagcct ct cct at t ct ggaggcgt gt gaccagaaat ggagat gggt t ggt cagcat 97920
aagat ggcca ggaaggt gga aat caggact gct ggcaat c t agccacat g ggcaggggag 97980
ccgggt ggt t ccaggcagt t t ccaaggcca agagggt gag caggcacct c acagggaat c 98040
agggccaagc ct ggct gcag t gt ggagaca at gcacccac ccccat cct t ggat ct t gca 98100
ggaggct ggg t cct cact ga gct accaaca t ccat ggccc t gaggct t t t aaaacaccca 98160
t ccat ggagt ggggct ggt c ccagt ggggt gaggct gacc ct ggcagaaa cagggcagga 98220
gcct gt gggt t agggagact gcacct t cct t agat agcct ccat gccat c at gt ccccgt 98280
gacagt t t ct gct gcgt ccc ct ct gcat gg t cccaccct c ggccagcct g ct gccccct c 98340
t t gccaggt t gcgct aat ca gt gaccccag t gt gct gt gt t gat act aac aat gcgaggc 98400
ct agcagat t caagggaaaa gagaaccaac t gggt t t cca ccagacccaa ct aaacaaac 98460
at ggacct at cccagagaaa t ccagct t ca ccacagct gg ct t t ct gt ga acagt gaaaa 98520
t ggagt gt ga caagcat t ct t at t t t at at t t t at cagct cgcat ggt ca gt aaaagcaa 98580
agacgggact ggaagcgat g acaaaaaagc caaggt aagc t gacgat gcc acggagct ct 98640
gcagct ggt c aagt t t acag agaagct gt g ct t t at gt ct gat t cat t ct cat at at aat 98700
gt ggggagt a t t t gt cact a aagt acagct gt cat t t aaa gt gct t t gt a t t t t ggggca 98760
ggct t t t aaa aagt ccagca t t t at t agt t t t gat act t a ccccagggaa gagcagt t gg 98820
caggt t cat g aagt cat gct cct aat t cca gct t t ct t ag t gt act t t ca gt gagaccct 98880
gacagt aaat gaaggt gt gt t t gaaaacca aacccaggac agt aaat gaa ggt gt gt t t g 98940
aaaaccagcc ct aggacagt aaat gaagcc at ct t ct cac t gcat aaact gcacccagat 99000
ct t cgcccat cct t ct cagt at t t cact t c acccat t gt t t act gt ct ca at gact gggg 99060
aaat gt ct gg ggaaat gct c ccgt aat t gc acagt ggcgt t t t t cct gga aaat cccacc 99120
at ggct ct ag at aagacct a t t t t t ct t aa aggt at ct aa aat t t ccagc at aaat t ct g 99180
t ct gaaacac ct gaat t t t a at cagt act g gagcccggag ggcat ct cca gt t gccacat 99240
agct ct gagc at t cagt ggt gt gt t gaggg ct gct cccgg aagt gcct gc agagt caggg 99300
ct ccccagcc t cat ct agt g aggcagt gga agggcct gt g gggat t t gga gagct ggcct 99360
gggt ct ct ga agt gat agt g acagct gct t gt caat cacg gt gcacat t t agt gct gggg 99420
gcaggggca gggaat acca gcct cat gca t gcat gcat t cat t t gt t cc t t cct t cat t 99480
cat t cat t ca gt acacat gg gt acaacat c cct gccct gg agt t gcccag agt ct aggga 99540
ggggaaagat ct at t accct gggcct cggc cagct gggga gt gct gct gg t ggagagggg 99600
ccgt gt gcag cgagggaagg aggagt cgt c aat accccca ccccagct t t gct t t ct t gt 99660
cat cagcccc agggccccag cct gt gt ccc t cct ct ccca t t gct act t c at ct cct ggg 99720
t cct cct t ac caagcct gac cacacagagg gcct t ggccg ct t ccat ggg gaat t ggaaa 99780
gcaat aagat agcat cccct agaagcccag t gaagt ct gg gacaggaccc t t ct ct gagc 99840
t ct gact t gc t ct t ggaaac act t cgaggc t t agcct ccc cact t t gt t t cccgagagt g 99900
t gacct gt t c ccct ccaaac acccccct t ct cct ccagggc cat gcccacc cgt caaaat c 99960
ccccacgggc aggacgaact gt gggt gt ca gt caccat ct at cct gcat c ct ggt t ccag 100020
ggcccccccc agccccgcct ccat agggac aggcgt gcag acacccgt cc ct ggct gct t 100080
cct ct t gt gg aat gggt t ca aaagt aagca gt gt t gt t t a cact gacaaa ct gaaaaaaa 100140
aagaaaaaga gat aacat t g gaggct t ggc acagt ggct c at gcct gt aa t cccagcact 100200
t t gggaggct aaggt gggag gat gt cccca gcccaagagt t ct agaccag cct gggcaac 100260
at agcaagac cccat ct caa aaaaaaaat t t aat t ggcca ggcagaggt g ggaggat cac 100320
t t gaacccaa agggt ggagg ct gcagt gag ccgt gat ggc accact gcac t ccagccagg 100380
gcaacagagg gagaccct gt ct ct aaaaca aacaaacaaa caaacaaaca aaagagt t aa 100440
cat t ggccag at t aggat t c accagat agt gt t aat at t a gt t t gat t t g agact t t aat 100500
cagaaagcac at gt gt ggt g ggggt gggt g t aacct aagt caggt agaat ct t t ccaact 100560
t gggggggc acact cct ga t t gt agccat at gagt ct gt cagt gt ggt g gaagaggcca 100620
t gggt t aat g ggcaggt aaa aaagcacct t gcct ggaat t gagt agaaag t aaggccct t 100680
cagaccccgt gacacact t g gggacat t t t ct t gagt aac at cct aagat t cat gt acct 100740
t gat gat ct c cat caact t a ct cat gt gaa gcacct t t aa accagt cgt c t ccaaat t ca 100800
ggggcacagt aacat ccaac aggct ggaga aagaacgt ac t agaact t cc at t cct t t t t 100860

cat gt cct ct t ct aaaagct t t gt cagggc caggcgcggt ggct cacgcc t gt aat ccca 100920
gcact t t ggg aggccgagac gggt ggat ca cgaggt cagg agat cgagac cat cct ggct 100980
aacacagt ga aaccccat ct ct act aaaaa t acaaaaaaa cgagccgggc gt ggt ggt gg 101040
gcgcct gt ag t cccagct ac t cgggaggct gaggcaggag aat ggcgt ga acccaggagg 101100
cagagct t gc agt gagccga gat t gcacca ct gcagt cca gcct gggcga cagagcgaga 101160
ct ccgt ct ca aaaaagaaaa agaaaaagaa aaagaact gt gat t ggggag gacggt cact 101220
t t cct gt t ct t act gat cag aagggat at t aagggt acct gat t caaaca gcct ggagat 101280
cact gct t t c aaccat t acc t gcct t at t t at t t t t agt t act gt cct t t t t t cagt t t g 101340
t t t ccct cct ccat gt gct g act t t t at t t t gat t t t at t t at gt t t at g t t t aagacat 101400
ccacacgt t c ct ct gct aaa acct t gaaaa at aggcct t g cct t agcccc aaacacccca 101460
ct cct ggt ag ct cagaccct ct gat ccaac cct ccagccc t gct gt gt gc ccagagccac 101520
ct t cct ct cc t aaat acgt c t ct t ct gt ca ct t cccgaac t ggcagt t ct ggagcaaagg 101580
agat gaaact caaggt aagg aaaccacct t t gaaaagaac caggct gct c t gct gt ggt t 101640
t gcaaat gt g gggt t t gt t t at t t gt t t t t t agcct caaa gacct t t ct t caaat gagt t 101700
ct ggcat aga agcaccgt gt aaaat agt t a gaat t ct ggg caaaggggaa aagagagct g 101760
ggggccat cc ct ct cagcac cccacaggct ct cat agcag cagct cct aa gacacct ggt 101820
gggacct t gg t t t cgaaat c gct act ct aa ggct gggcac ggt ggct cac acct gt aat c 101880
ccagct ct t t aggaggccga ggagggt gga t cacct gaga t caggagt t c gagaccagcc 101940
t ggct aacat ggcaaaaccc t gt ct ct act aaaaat acaa aaat t agccg ggcgt ggt gg 102000
t at gcgt ggt ggt aat cgca gct act cggg aggct gaggc acaaggat t g ct t gaacccc 102060
agaggcagag gt t gt agt t a gct ccagct t gggcgacaga gcaagaccct gt cgcaaaaa 102120
t t gt t t aaaa aacaaaccca aaat t gct ac t ct cat t ggg t t cct t t gcc cat t cct gat 102180
t t t ggcaaga gaaat gct t c cagat t gccc t gat ct gggt aggacagcat cacgccat ag 102240
caacact gcc ccgt gagct c act gcccct caact agct t gt ggt cct t g gt t aat gt ca 102300
gt t t ct t t t t t gagt t t gt g t t at gt ct aa gggt cat ct g ct gggt aacg gaacccaggg 102360
act gccct ag t ccct agact gt gccat gcc cgact ct gcc agct t t gt ca gt gat gct gg 102420
t gct cgcct c ct cgggt gct cgcct ggt ct gagcacaccc aaggagt t ct t gaggcct t a 102480
gggt t gt t t g cgagagaat g aaagaacacg acct agct ct ct t t agcat c ct t ggt cagg 102540
t t caacact g cccccagggg cct ct ggt gg agccaaccac cat cagccaa at aaat ccat 102600
aat t agagt c agaaaat gga t gt ct gcat a t gt gt agt gc act aat gt cc t gccgat gat 102660
t gacat ggag t ggagagt ga cct gat cat t gct gt gagct ct gct ggcct t ggcacaact 102720
cat gct gat a act aat gcac acagt t cct c t gggaggaaa t gt cct cagg gaact t ggag 102780
t t t gggt ggg gat gt gggt t t gt gt gccca gcaagccct t gt ggt t gt ag cagacact ag 102840
t ggcat ct ag gaggcaaagg gt caccccag t ct t agccac gt t t t gagt c aaggt ggcgg 102900
agt ggggct g gt gt t gact c t t ggt ggcag t aact t t t cc caat ggt gaa aaaccccct ct 102960
at cat gt t t c at t t acaggg ggct gat ggt aaaacgaaga t cgccacacc gcggggagca 103020
gcccct ccag gccagaaggg ccaggccaac gccaccagga t t ccagcaaa aaccccgccc 103080
gct ccaaaga caccacccag ct ct ggt aag aagaacgt t c t ct t gaat ct t agaggaagc 103140
t gaagct ct c agaggt acag cct t cat t t t aggaggcct t aggccact ga gaat gaat aa 103200
cccct ggcag ct ggt cagca gct t gcagt t t act aagcac t ggagt ct t c at t gcct t ct 103260
cagt cct t t t gat t t ct gag gcaaat gt t g aat ccct acc t t t t t t t t t t t t t t t ct t t t 103320
gagacagagt t t cgct t t t g t t at ccaggc cggagt gcag t ggt gt gat c t cagct cact 103380
gcat cct cca cct cccaggt t caagcgat t ct cct acct c agcct ccct a gt agct ggga 103440
t t acaggcac ct gccact at gcccggct aa t t t t t t gt at t t t t agt aga gacagggt t t 103500
caccat gt t g gccaggct gg t ct cgaacgc ct gacct cag gt gat ccacc t gcct cggcc 103560
t cccaaagt g ct gggat t ac aggcat gagc caccact ccc agcct gaat c ct cact t t t t 103620
at caat gaag aaat t gaggc t gat t ct gca gcat gat aaa aaaaaat aca gaaaaaggaa 103680
aaaaaagaaa gaaat cgagc ct ct gagagt t t gct t gact gagt ct aacc agct cat t t t 103740
aaacccgagg aaaat gcagt cacat gact a ct aagt ggca gct ct cggag cct ct ct ggc 103800
cccaagt cca gggt t ccat a gaggcagccc cagcat ggca t gt t t t cagt ccccaaat ga 103860
gact ct ggag acaaat gt ct ct ggagacag agcagcagcc t ggat aagt c acaat gggt g 103920
acgt cact ca gggct caacc cct gggcagc t t aact t gct agggacgt t a ggagt ct gct 103980
gcaaaacct g agggt ct t ag ct gagcagt c acaggct ggg cccgt t gccc t gggct cct g 104040
t gagt aaaac ccagt caat t t t gagt accc agt aaggcat ccat t gagt t at t t t gcagc 104100
caggagt gct at t aagaaca gt cgcggct g ggcgt ggt gg ct cat gcct g t aat cccagc 104160
act t t gggag gccaaggt gg gcggat cacc t gaggt cagg agt t cgagac cagct t ggcc 104220
aacat ggcaa aaccccgt ct ct aat aaaaa t acaaaat aa t t agct gggc gt ggt ggcgg 104280
gcgcct gt aa t cccagct t c t caggagggt gaggaaggag aat cact t ga acccaggagg 104340
cagaggt t gc agt gagct ga gat cgcacca t t gcact cca gcct ggat ga caaaagt gag 104400
at t cct t ct c aaaaaaaaaa aaaaaaaaac agt cgt cct c t t t ggggat t agggacagcc 104460
t gcct gcct g cccgagcact t ct ct ct t cc at t gccccag t gaagt at t c caggcccct g 104520
ggt t t agact ct gcaccat g t aggggt gt c t gacct gcac t t gct cct t g gt ggcacggg 104580
cagcct at gg cact t gct gc gggct gt gac caaagcct gg cct ggat ct t ggat ct t ggt 104640

gactctgctt ctccctggcc tgagggagct gcccagagcc tgcccaccac ctgctgcgtg 104700
tctttgcggt ggcattttct gcacacatgc cgtgcagtgg cacccccaag gatggccatt 104760
cactaaggcc cattgttttt gtcttttcgc ttcgtgtttt ctggcctggt gttttttcta 104820
tatacatgtg atccagggat aattcccaga attttgacag gattttaagt agcgtttgga 104880
tcctgctgtt tttttttcac ttaacatcgg gccagttgac tcacactctg tttttttgtg 104940
ttgtttttttt gagacggagt ctcactgtgt cacccaggct gaagtgcagt ggcacaatct 105000
tggcatactg caacctctgc ttcccaaatt caagcagttt tcctgcctca gcctcctgag 105060
tagctgggac tacaggcaca ggccaccacg ccctgctaat ttttgtattt ttagtaaaga 105120
cagggtttca ccattttggc cagcctagtc tcgaactcct gacctcaagt gatccgccca 105180
cctcggcctc ccaaagtgct gggattacag gggactcaca ctttgtaaca acctgaaaca 105240
acgtgatgca tttccctttg ggtcttacct gctcttcggt ggctgcctgc aggtggagag 105300
accctccccc ttgggcccct cgacctttgtt tcagaatggg gcccctgctg ggccagctgt 105360
gggtgcctgc cacgtgaagg actcattaag gccctgtttta agcctgatga taataaggct 105420
ttcgtggatt tttctctttta agcgactaag caagtccaga gaagaccacc ccctgcaggg 105480
cccagatctg agagaggtac tcgggagcct acttcgctgg gagcagcctc cctttgcgtg 105540
tgtggccatt cactggcttg tgtttctaga gccgggagga ccctttttctg caatgcaggg 105600
ttcacacagg gttcgcagcc tgaagatgga gcagtccgaa ttctcttccc tgtgcagttt 105660
gcgcagctgt gtttgtctga tgggctttct aatcctgtgt gctctcctttg actttcaggga 105720
caatggcatt acaggcatga gccaccatgc ctggctgtct ccctatgttt cagatgaaga 105780
cataggcttta aggaggtcag gtgacttgcc cacgaccact ctgtaaataa gaggcatgaa 105840
aagtattttgg agccaccacc accaagccca ctggtcaccc tgggtctctg aagtcaggga 105900
ggcaggagga tgggaggtct gaggaggcag agaggctgag cctggaggcc ctggaggccg 105960
aggccccatc tgttgtttcc ttatgtggaa aataagaggc ttcgtttgtc ctattgccac 106020
agagcgtact acttcaggaa catccaagac atggaaatcc gcagggcacg gtggctcacg 106080
tctataatcc cggcacttttg ggaggttgag gtgggagaat cgcttgaggc cagaagttca 106140
agaccagcct gagcaacata gtcagacccc gtctctataa aaaacattat ttttaaaaaa 106200
gacatggaag tcaaattcta aaaactggtg ctggctgggt gcggtggctc atgcctataa 106260
tcccagcact ttgggaggcc gaggcgggtg gatcacctga ggtcaggagt tcaagaccag 106320
cctggccaac atggtaaaac ctctactaaa gaaatctttta ctgaaaatac aaaaatccag 106380
tctctactaa aataagtctc tactaaaaat acaaaaattta gccaggcgtg gtgctgcaca 106440
cctgtaatat cagctactcg ggaggctgag gcaggagact cgcttgatcc catgcagcgg 106500
aggttgcagt gagccgagat cacgccattg cactccagcc tgggcatcag aataagactc 106560
cgtctcaaaa aaaaaaccac aaaaaaacaa aacaacaaca aaagaaaact agtgcttatt 106620
cgtcactggc caagctgccc attggctaca tgggtgcttc aaagagctgc cctctccag 106680
gtctggccag caggtatgtg ttacagcaaa tgcctggggc agcggcaggg gcattgctgc 106740
gggaagcttc tggacttgca ggaaagctaa gttctcagac tgcaggggag ctaagcacac 106800
ctcggcacag ggtgaggcct gcggttctca gacttcagtc tttgtggagc ttgagaaaaa 106860
tgaggctttg caggtcccac ccctagagat tctgctctat ccacttttga aggggatcga 106920
gaaatttgca ttttgcaact cccactttcc tccttgaaag ctccggagat tctgacgcag 106980
ggttccgtgg gccacacttt ggaaaataca gacccatgag atagaatacc agactgttga 107040
agtgtaacgg gggcctggga agtgcagtaa cagaagcaag tttgagggta aaggacaccc 107100
agaggaggga gggacagcat ctgcatggag aggagaagag acccccccagc agcttccagg 107160
gtgttggaag ggtgcgctag taactgctat gcatggcagg tggggaactg tacgtcaggg 107220
cacagcagca tgaagcggta tggctcgtgt ggacagctag ggacaggcag gcgtggagca 107280
ggcatcctgt tctgaaggcc aaatcccaca gaggagccag ggtgctggca ggagccctga 107340
actagccgaa cagctgaaca gctgaacatt caccctgtgg ggaaagggtc agaagcgtcc 107400
aggcttgagg gcacagctgg gtctcgtcac tgcatcaccc ttattttagga taaaggccct 107460
gaagaattgt attagaggtt ggcaaagcat atctaccacc tcctggagcc acgctggccg 107520
cagggattat aattatttcc attttcaaat taaggcctct gagctcagag aggggaagtt 107580
acttgtctga ggccacacag cttgttggag cccatctctt gacccaaaga ctgtggagcc 107640
gagttggcca cctctctggg agcgggtatt ggatggtggt tgatggtttt ccattgcttt 107700
cctgggaaag gggtgtctct gtccctaagc aaaaaggcag ggaggaagag atgcttcccc 107760
agggcagccg tctgctgtag ctgcgcttcc aacctggctt ccacctgcct aacccagtgg 107820
tgagcctggg aatggaccca cgggacaggc agcccccagg gcctttttctg accccaccca 107880
ctcgagtcct ggcttcactc cctttcctcc ttcccaggtg aacctccaaa atcaggggat 107940
cgcagcggct acagcagccc cggctcccca ggcactcccg gcagccgctc ccgcaccccg 108000
tcccttccaa ccccacccac ccgggagccc aagaaggtgg cagtggtccg tactccaccc 108060
aagtcgccgt cttccgccaa gagccgcctg cagacagccc ccgtgcccat gccagacctg 108120
aagaatgtca agtccaagat cggctccact gagaacctga agcaccagcc gggaggcggg 108180
aaggtgagag tggctggctg cgcgtggagg tgtgggggc tgcgcctgga ggggtagggc 108240
tgtgcctgga agggtagggc tgcgcctgga ggtgcgcggt tgagcgtgga gtcgtgggac 108300
tgtgcatgga ggtgtggggc tccccgcacc tgagcacccc cgcataacac cccagtcccc 108360
tctggaccct cttcaaggaa gttcagttct tttattgggct ctccactaca ctgtgagtgc 108420

cct cct cagg cgagagaacg t t ct ggct ct t ct ct t gccc ct t cagcccc t gt t aat cgg 108480
acagagat gg cagggct gt g t ct ccacggc cggaggct ct cat agt cagg gcacccacag 108540
cggt t cccca cct gcct t ct gggcagaat a cact gccacc cat aggt cag cat ct ccact 108600
cgt gggccat ct gct t aggt t gggt t cct c t ggat t ct gg ggagat t ggg ggt t ct gt t t 108660
t gat cagct g at t ct t ct gg gagcaagt gg gt gct cgcga gct ct ccagc t t cct aaagg 108720
t ggagaagca cagact t cgg gggcct ggcc t ggat cccl t t ccccat t cc t gt ccct gt g 108780
cccct cgt ct gggt gcgt t a gggct gacat acaaagcacc acagt gaaag aacagcagt a 108840
t gcct cct ca ct agccaggt gt gggcgggt gggt t t ct t c caaggcct ct ct gt ggccgt 108900
gggt agccac ct ct gt cct g caccgct gca gt ct t ccct c t gt gt gt gct cct ggt agct 108960
ct gcgcat gc t cat ct t ct t at aagaacac cat ggcagct gggcgt agt g gct cacgcct 109020
at aat cccag cact t t ggga ggct gaggca ggcagat cac gaggt cagga gt t cgagacc 109080
aacct gacca acagggt gaa acct cgt ct c t act aaaaat acaaaaat ac ct gggcgt gg 109140
t ggt ggt gcg cgcct at aat cccagct act caggaggct g aggcaggaga at cgct t gaa 109200
cccaggaggc agaggt t gca gt gagccgag at agt gccac t gcact ccag t t t gagcaac 109260
agagcgagac t ct gt ct caa aacaaaat aa aacaaaccaa aaaaacccac cat ggct t ag 109320
ggcccagcct gat gacct ca t t t t t cact t agt cacct ct ct aaaggccc t gt ct ccaaa 109380
t agagt caca t t ct aaggt a cgggggt gt t ggggaggggg gt t agggct t caacat gt ga 109440
at t t gcgggg accacaat t c agcccaggac cccgct cccg ccacccagca ct ggggagct 109500
ggggaagggt gaagaggagg ct gggggt ga gaaggaccac agct cact ct gaggct gcag 109560
at gt gct ggg cct t ct gggc act gggcct c ggggagct ag ggggct t t ct ggaaccct gg 109620
gcct gcgt gt cagct t gcct cccccacgca ggcgct ct cc acaccat t ga agt t ct t at c 109680
act t gggt ct gagcct gggg cat t t ggacg gagggt ggcc accagt gcac at gggcacct 109740
t gcct caaac cct gccacct cccccccaccc aggat ccccc ct gcccccga acaagct t gt 109800
gagt gcagt g t cacat ccca t cgggat gga aat ggacggt cgggt t aaaa gggacgcat g 109860
t gt agaccct gcct ct gt gc at caggcct c t t t t gagagt ccct gcgt gc caggcggt gc 109920
acagaggt gg agaagact cg gct gt gcccc agagcacct c ct ct cat cga ggaaaggaca 109980
gacagt ggct cccct gt ggc t gt ggggaca agggcagagc t ccct ggaac acaggaggga 110040
gggaaggaag agaacat ct c agaat ct ccc t cct gat ggc aaacgat ccg ggt t aaat t a 110100
aggt ccggcc t t t t cct gct caggcat gt g gagct t gt ag t ggaagaggc t ct ct ggacc 110160
ct cat ccacc acagt ggcct ggt t agagac ct t ggggaaa t aact cacag gt gacccagg 110220
gcct ct gt cc t gt accgcag ct gagggaaa ct gt cct gcg ct t ccact gg ggacaat gcg 110280
ct ccct cgt c t ccagact t t ccagt cct ca t t cggt t ct c gaaagt cgcc t ccagaagcc 110340
ccat ct t ggg accaccgt ga ct t t cat t ct ccagggt gcc t ggcct t ggt gct gcccaag 110400
accccagagg ggccct cact ggcct t t cct gcct t t t ct c ccat t gccca cccat gcacc 110460
cccat cct gc t ccagcaccc agact gccat ccaggat ct c ct caagt cac at aacaagca 110520
gcacccacaa ggt gct ccct t cccccct agc ct gaat ct gc t gct ccccgt ct ggggt t cc 110580
ccgcccat gc acct ct gggg gcccct gggt t ct gccat ac cct gcccl gt gt cccat ggt 110640
ggggaat gt c ct t ct ct cct t at ct ct t cc ct t cccl t aa at ccaagt t c agt t gccat c 110700
t cct ccagga agt ct t cct g gat t cccct c t ct ct t ct t a aagcccct gt aaact ct gac 110760
cacact gagc at gt gt ct gc t gct ccct ag t ct gggccat gagt gagggt ggaggccaag 110820
t ct cat gcat t t t t gcagcc cccacaagac t gt gcaggt g gccggccct c at t gaat gcg 110880
gggt t aat t t aact cagcct ct gt gt gagt ggat gat t ca ggt t gccaga gacagaaccc 110940
t cagct t agc at gggaagt a gct t ccct gt t gaccct gag t t cat ct gag gt t ggct t gg 111000
aaggt gt ggg caccat t t gg cccagt t ct t acagct ct ga agagagcagc aggaat gggg 111060
ct gagcaggg aagacaact t t ccat t gaag gcccct t t ca gggccagaac t gt ccct ccc 111120
accct gcagc t gccct gcct ct gcccat ga ggggt gagag t caggcgacc t cat gccaag 111180
t gt agaaagg ggcagat ggg agccccaggt t at gacgt ca ccat gct ggg t ggaggcagc 111240
acgt ccaaat ct act aaagg gt t aaaggag aaagggt gac t t gact t t t c t t gagat at t 111300
t t gggggacg aagt gt ggaa aagt ggcaga ggacacagt c acagcct ccc t t aaat gcca 111360
ggaaagcct a gaaaaat t gt ct gaaact aa acct cagcca t aacaaagac caacacat ga 111420
at ct ccagga aaaaagaaaa agaaaaat gt cat acagggt ccat gcacaa gagcct t t aa 111480
aat gacccgc t gaagggt gt caggcct cct cct cct ggac t ggcct gaag gct ccacgag 111540
ct t t t gct ga gacct t t ggg t ccct gt ggc ct cat gt agt acccagt at g cagt aagt gc 111600
t caat aaat g t t t ggct aca aaagaggcaa agct ggcgga gt ct gaagaa t ccct caacc 111660
gt gccggaac agat gct aac accaaaggga aaagagcagg agccaagt ca cgt t t gggaa 111720
cct gcagagg ct gaaaact g ccgcagat t g ct gcaaat ca t t gggggaaa aacggaaaac 111780
gt ct gt t t t c ccct t t gt gc t t t t ct ct gt t t t ct t t t t gt gct t t t t ct ct gt t t t cag 111840
gat t t gct ac agt gaacat a gat t gct t t g gggccccaaa t ggaat t at t t t gaaaggaa 111900
aat gcagat a at caggt ggc cgcact ggag caccagct gg gt aggggt ag agat t gcagg 111960
caaggaggag gagct gggt g gggt gccagg caggaagagc ccgt aggccc cgccgat ct t 112020
gt gggagt cg t gggt ggcag t gt t ccct cc agact gt aaa agggagcacc t ggcgggaag 112080
agggaat t ct t t t aaacat c at t ccagt gc ccgagcct cc t ggacct gt t gt cat ct t ga 112140
ggt gggcct c ccct gggt ga ct ct agt gt g cagcct ggct gagact cagt ggccct gggt 112200

```
tcttactgct gacacctacc ctcaacctca accactgcgg cctcctgtgc accctgatcc 112260
agtggctcat tttccacttt cagtcccagc tctatcccta tttgcagttt ccaagtgcct 112320
ggtcctcagt cagctcagac ccagccaggc cagcccctgg ttcccacatc ccctttgcca 112380
agctcatccc cgccctgttt ggcctgcggg agtgggagtg tgtccagaca cagagacaaa 112440
ggaccagctt ttaaaacatt ttgttggggc caggtgtggt ggctcacacc taatcccaac 112500
acctggggag gccaaggcag aaggatcact tgagtccagg agttcaagac cagcctgggc 112560
aacataggga gaccctgtct ctacaatttt tttttttaatt agctgggcct gttggcactc 112620
tcctgtagtt ccagctactc tagaggctga ggtgggagga ctgcttgagc ctgggaggtc 112680
agggctgcaa tgagccatgt tcacaccact gaacgccagc ctgggcgaga ccctgtatca 112740
aaaaagtaaa gtaaaatgaa tcctgtacgt tatattaagg tgccccaaat tgtacttaga 112800
aggattttcat agttttaaat acttttgtta tttaaaaaat taaatgactg cagcatataa 112860
attaggttct taatggaggg gaaaaagagt acaagaaaag aaataagaat ctagaaacaa 112920
agataagagc agaaataaac cagaaaacac aacctttgcac tcctaacttta aaaaaaaaaa 112980
tgaagaaaac acaaccagta aaacaacata taacagcatt aagagctggc tcctggctgg 113040
gcgcggtggc gcatgcctgt aatcccaaca ctttgggagg ccgatgctgg aggatcactt 113100
gagaccagga gttcaaggtt gcagtgagct atgatcatac cactacaccc tagcctgggc 113160
aacacagtga gactgagact ctattaaaaa aaaaatgctg gttcctttcct tatttcattc 113220
ctttattcat tcattcagac aacatttatg gggcacttct gagcaccagg ctctgtgcta 113280
agagctttg cccccagggt ccaggccagg ggacaggggc aggtgagcag agaaacaggg 113340
ccagtcacag cagcaggagg aatgtaggat ggagagcttg gccaggcaag gacatgcagg 113400
gggagcagcc tgcacaagtc agcaagccag agaagacagg cagacccttg tttgggacct 113460
gttcagtggc ctttgaaagg acagccccca cccggagtgc tgggtgcagg agctgaagga 113520
ggatagtgga acactgcaac gtggagctct tcagagcaaa agcaaaataa acaactggag 113580
gcagctgggg cagcagaggg tgtgtgttca gcactaaggg gtgtgaagct tgagcgctag 113640
gagagttcac actggcagaa gagaggttgg ggcagctgca agcctctgga catcgcccga 113700
caggacagag ggtggtggac ggtggcccctg aagagaggct cagttcagct ggcagtggcc 113760
gtgggagtgc tgaagcaggc aggctgtcgg catctgctgg ggacggttaa gcaggggtga 113820
gggcccagcc tcagcagccc ttcttggggg gtcgctggga aacatagagg agaactgaag 113880
aagcagggag tcccagggtc catgcagggc gagagagaag ttgctcatgt ggggcccagg 113940
ctgcaggatc aggagaactg gggaccctgt gactgccagc ggggagaagg gggtgtgcag 114000
gatcatgccc agggaagggc ccaggggccc aagcatgggg gggcctggtt ggctctgaga 114060
agatggagct aaagtcactt tctcggagga tgtccaggcc aatagttggg atgtgaagac 114120
gtgaagcagc acagagcctg gaagcccagg atggacagaa acctacctga gcagtggggc 114180
tttgaaagcc ttggggcggg gggtgcaata ttcaagatgg ccacaagatg gcaatagaat 114240
gctgtaactt tcttggttct gggccgcagc ctgggtggct gcttcctttcc ctgtgtgtat 114300
tgatttgttt ctctttttg agacagagtc ttgctgggtt gcccaggctg gagtgcagtg 114360
gtgcgatcat agctcactgc agccttgaag tcctgagctc aagagatcct tccacctcag 114420
cctcctgagt agttgggacc acaggcttgc accacagtgc ccaactaatt tcttatattt 114480
tttgtagaga tggggttttca ctgtgtcgcc caggatggtc ttgaactcct gggctcaagt 114540
gatcctcctg cctcagcctc gcaaattgct gggattacag gtgtgagcca ccatgcccga 114600
cctctctctt ttaagggcgt gtgtgtgtgt gtgtgtgtgt gggcgcactc tcgtcttcac 114660
cttcccccag ccttgctctg tctctaccca gtcacctctg cccatctctc cgatctgttt 114720
ctctctcctt tttacccctct ttcctccctc ctcatacacc actgaccatt atagagaact 114780
gagtattcta aaaatacatt ttatttattt attttgagac agagtctcac tctgtcaccc 114840
aggctggagt gcagtggtgc aatctcggct cactgcaacc tccgcctccc aggttgaagc 114900
aactctcctg cctcagcctc cctagtagct gggattacaa gcacacacca ccatgcctag 114960
caaatttttta tatttttagt agaggagggg tgtcaccatg tttgccaagc tggtctcaaa 115020
ctcctggcct caggtgatct gcctacctg gtctcccaaa gtgctgggat tacaggtgtg 115080
agccaccacg cctgcccttta aaaatacatt atattttaata gcaaagcccc agttgtcact 115140
ttaaaaagca tctatgtaga acatttatgt ggaataaata cagtgaattt gtacgtggaa 115200
tcgtttgcct ctcctcaatc agggccaggg atgcaggtga gcttgggctg agatgtcaga 115260
ccccacagta agtgggggc agagccaggc tgggaccctc ctctaggaca gctctgtaac 115320
tctgagaccc tccaggcatc ttttcctgta cctcagtgct tctgaaaaat ctgtgtgaat 115380
caaatcattt taaaggagct tgggttcatc actgtttaaa ggacagtgta aataattctg 115440
aaggtgactc taccctgtta tttgatctct tctttggcca gctgacttaa caggacatag 115500
acaggtttc ctgtgtcagt tcctaagctg atcacctggg acttgaagag gaggcttgtg 115560
tgggcatcca gtgcccaccc cgggttaaac tcccagcaga gtattgcact gggcttgctg 115620
agcctggtga ggcaaagcac agcacagcga gcaccaggca gtgctggaga caggccaagt 115680
ctgggccagc ctgggagcca actgtgaggc acggacgggg ctgtggggct gtggggctgc 115740
aggcttgggg ccagggaggg agggctgggc tcttggaac agccttgaga gaactgaacc 115800
caaacaaaac cagatcaagg tctagtgaga gcttagggct gcttttgggtg ctccaggaaa 115860
ttgattaaac caagtggaca cacaccccca gccccacctc accacagcct ctccttcagg 115920
gtcaaactct gaccacagac atttctcccc tgactaggag ttccctggat caaaattggg 115980
```

agct t gcaac acat cgt t ct ct ccct t gat ggt t t t t gt c agt gt ct at c cagagct gaa 116040
gt gt aat at a t at gt t act g t agct gagaa at t aaat t t c aggat t ct ga t t t cat aat g 116100
acaaccat t c ct ct t t t ct c t ccct t ct gt aaat ct aaga t t ct at aaac ggt gt t gact 116160
t aat gt gaca at t ggcagt a gt t caggt ct gct t t gt aaa t accct t gt g t ct at t gt aa 116220
aat ct cacaa aggct t gt t g cct t t t t t gt ggggt t agaa caagaaaaag ccacat ggaa 116280
aaaaaat t t c t t t t t t gt t t t t t t gt t t gc t t gt t t t t t t gagacagagt t t cact ct gt 116340
cgcccaggct ggagt gcagt ggt gcgat ct ccgcccact g caagct ccac ct cccgggt t 116400
cat gct at t c t cct gt ct ca gcct cccaag t agct gggac t gcaggt gcc cgccaccaca 116460
cct ggct aat t t t t t t gt at t t t t agt aga gacggggt t t caccgt gt t a gccaggat gg 116520
t ct caat ct c ct gacct cgt cat ct gcct g cct cggcct c ccaaagt gct gagat t acag 116580
gcgt gagcca ccgt gcccgg ccagaaaaaa acat t t ct aa gt at gt ggca gat act gaat 116640
t at t gct t aa t gt cct t t ga t t cat t t gt t t aat t t ct t t aat ggat t ag t acagaaaac 116700
aaagt t ct ct t cct t gaaaa act ggt aagt t t t ct t t gt c agat aaggag agt t aaat aa 116760
cccat gacat t t ccct t t t t gcct cggct t ccaggaagct caaagt t aaa t gt aat gat c 116820
act ct t gt aa t t at cagt gt t gat gccct t ccct t ct t ct aat gt t act c t t t acat t t t 116880
cct gct t t at t at t gt gt gt gt t t t ct aat t ct aagct gt t cccact cct t t ct gaaagc 116940
aggcaaat ct t ct aagcct t at ccact gaa aagt t at gaa t aaaaaat ga t cgt caagcc 117000
t acaggt gct gaggct act c cagaggct ga ggccagagga ccact t gagc ccaggaat t t 117060
gagacct ggg ct gggcagca t agcaagact ct at ct ccat t aaaact at t t t t t t t t at t 117120
t aaaaaat aa t ccgcaaaga aggagt t t at gt gggat t cc t t aaaat cgg agggt ggcat 117180
gaat t gat t c aaagact t gt gcagagggcg acagt gact c ct t gagaagc agt gt gagaa 117240
agcct gt ccc acct cct t cc gcagct ccag cct gggct ga ggcact gt ca cagt gt ct cc 117300
t t gct ggcag gagagaat t t caacat t cac caaaaagt ag t at t gt t t t t at t aggt t t a 117360
t gaggct gt a gcct t gagga cagcccagga caact t t gt t gt cacat aga t agcct gt gg 117420
ct acaaact c t gagat ct ag at t ct t ct gt ggct gct t ct gacct gagaa agt t gcggaa 117480
cct cagcgag cct cacat gg cct cct t gt c ct t aacgt gg ggacggt ggg caagaaaggt 117540
gat gt ggcac t agagat t t a t ccat ct ct a aaggaggagt ggat t gt aca t t gaaacacc 117600
agagaaggaa t t acaaagga agaat t t gag t at ct aaaaa t gt aggt cag gcgct cct gt 117660
gt t gat t gca gggct at t ca caat agccaa gat t t ggaag caacccaagt gt ccat caac 117720
agacaaat gg at aaagaaaa t gt ggt gcat at acacaat g gaat act at t cagccat gaa 117780
aaagaat gag aat ct gt cat t t gaaacaac at ggat ggaa ct ggaggaca t t at gt t aag 117840
t gaaat aagc cagacagaag gacagact t c acat gt t ct c acacat t t gt gggagct aaa 117900
aat t aaact c at ggagat ag agagt agaag gat ggt t acc agaggct gag gagggt ggag 117960
gggagcaggg agaaagt agg gat ggt t aat gggt acaaaa acgt agt t ag cat gcat aga 118020
t ct agt at t g gat agcacag cagggt gacg acagccaaca gt aat t t at a gt acat t t aa 118080
aaacaact aa aagagt gt aa t t ggact ggc t aacat ggt g aaaccccgt c t ct act aaaa 118140
at acaaaaat t agct gggca t ggt ggct ca cgcct gt aat cccagcact t t gggaggccg 118200
aggcgggccg at cacgaggt caggagat cg agaccat cct agct aacat g gt gaaacccc 118260
gt ct ct act a caaat acaaa aaaaagaaaa aat t agccgg gcat ggt ggt gggcgcct gt 118320
agt cccagct act cgggagg ct gaggcagg agaat ggcgt gaacccggga ggcggagct t 118380
gcagt gagcc gagat cgcgc cact gcact c cagcct gggc gacaaggcaa gat t ct at ct 118440
caaaaaaat a aaaat aaaat aaaat aaaat aat aaaat aa aat aaaat aa aat aaaat aa 118500
at aaaat aaa at aaaat gt a t aat t ggaat gt t t at aaca caagaaat ga t aaat gct t g 118560
aggt gat aga t accccat t c accgt gat gt gat t at t gca caat gt at gt ct gt at ct aa 118620
at at ct cat g t accccacaa gt at at acac ct act at gt a cccat at aaa t t t aaaat t a 118680
aaaaat t at a aaacaaaaat aaat aagt aa at t aaaat gt aggct ggaca ccgt ggt t ca 118740
cgcct gt aat cccagt gct t t gt gaggct g aggt gagaga at cact t gag cccaggagt t 118800
t gagaccggc ct gggt gaca t agcgagacc ccat cat cac aaagaat t t t t aaaaat t ag 118860
ct gggcgt gg t agcacat ac cggt agt t cc agct act t gg gagaccgagg caggaggat t 118920
gct t gagccc aggagt t t aa ggct gcagt g agct acgat g gcgccact gc at t ccagcct 118980
gggt gacaga gt gagagct t gt ct ct at t t t aaaaat aat aaaaagaat a aat aaaaat a 119040
aat t aaaat g t aaat at gt g cat gt t agaa aaaat acacc cat cagcaaa aaggggt aa 119100
aggagcgat t t cagt cat aa t t ggagagat gcagaat aag ccagcaat gc agt t t ct t t t 119160
at t t t ggt ca aaaaaaat aa gcaaaacaat gt t gt aaaca cccagt gct g gcagcaat gt 119220
ggt gaggct g gct ct ct cac cagggct cac agggaaaact cat gcaaccc t t t t agaaag 119280
ccat gt ggag agt t gt accg agaggt t t t a gaat at t t at aact t t gacc cagaaat t ct 119340
at t ct aggac t ct gt gt t at gaaaat aacc cat cat at gg aaaaagct cc t t t cagaaag 119400
aggt t cat gg gaggct gt t t gt at t t t t t t t t t t t ct t t gca t caaat ccag ct cct gcagg 119460
act gt t t gt a t t at t gaagt acaaagt gga at caat acaa at gt t ggat a gcaggggaac 119520
aat at t caca aaat ggaat g ggacat agt a t t aaacat ag t gct t ct gat gaccgt agac 119580
cat agacaat gct t aggat a t gat at cact t ct t t t gt t g t t t t t t gt at t t t gagacga 119640
agt ct cat t c t gt cacccag gct ggagt t c agt ggcgcca t ct cagct ca ct gcaacct c 119700
cat ct cccgg gt t caagct a t t ct cct t cc t caacct ccc gagt agct gg gt t gcgcacc 119760

accat gcct g gct aact t t t gt at t t t t ag t acagacggg gt t t caccac gt t ggccagg 119820
ct gct ct t ga act cct gacg t caggt gat c caccagcct t gacct cccaa agt gct agga 119880
t t acaggagc cact gt accc agcct aggat at gat at cac t t ct t agagc aagat acaaa 119940
at t gcat gt g cacaat aat t ct accaagt a t aggt at aca ggggt agt t a t at at aaat g 120000
agact t caag gaaat acaac aaaat gcaat cgt gat t gt g t t agggt ggt aagaaaacgg 120060
t t t t t gct t t gat gagct ct gt t t t t t aaa at cgt t at at t t t ct aat aa aaat acat ag 120120
t ct t t t gaag gaacat aaaa gat t at gaag aaat gagt t a gat at t gat t cct at t gaag 120180
at t cagacaa gt aaaat t aa ggggaaaaaa aacgggat ga accagaagt c aggct ggagt 120240
t ccaacccca gat ccgacag cccaggct ga t ggggcct cc agggcagt gg t t t ccaccca 120300
gcat t ct caa aagagccact gaggt ct cag t gccat t t t c aagat t t cgg aagcggct g 120360
ggcacggct g gt cct t cact gggat cacca ct t ggcaat t at t t acacct gagacgaat a 120420
aaaaccagag t gct gagat t acaggcat gg t ggct t acgc t t gt aat cgg ct t t gggaag 120480
ccgaggt ggg ct gat t gct t gagcccagga gt t t caaact at cct ggaca acat agcat g 120540
acct cgt ct c t acaaaaaat acaaaaaat t t gccaggt gt ggt ggcat gt gcct gt ggt c 120600
ccagct act t gggaggct ga agt aggagaa t cccct gagc cct gggaagt cgaggct gca 120660
ct gagccgt g at ggt gt cac t gcact ccag cct gggt gac aaagt gagac cct at ct cac 120720
aaagaaaaaa aacaaaacaa aaaacccaaa gcacact gt t t ccact gt t t ccagagt t cc 120780
t gagaggaaa ggt caccggg t gaggaagac gt t ct cact g at ct ggcaga gaaaat gt cc 120840
agt t t t t cca act ccct aaa ccat ggt t t t ct at t t cat a gt t ct t aggc aaat t ggt aa 120900
aaat cat t t c t cat caaaac gct gat at t t t cacacct cc ct ggt gt ct g cagaaagaac 120960
ct t ccagaaa t gcagt cgt g ggagacccat ccaggccacc cct gct t at g gaagagct ga 121020
gaaaaagccc cacgggagca t t t gct cagc t t ccgt t acg cacct agt gg cat t gt gggt 121080
gggagagggc t ggt gggt gg at ggaaggag aaggcacagc cccccct t gc agggacagag 121140
ccct cgt aca gaagggacac cccacat t t g t ct t ccccac aaagcggcct gt gt cct gcc 121200
t acggggt ca gggct t ct ca aacct ggct g t gt gt cagaa t caccagggg aact t t t caa 121260
aact agagag act gaagcca gact cct aga t t ct aat t ct aggt cagggc t aggggct ga 121320
gat t gt aaaa at ccacaggt gat t ct gat g cccggcaggc t t gagaacag ccgcagggag 121380
t t ct ct ggga at gt gccggt gggt ct agcc aggt gt gagt ggagat gccg gggaact t cc 121440
t at t act cac t cgt cagt gt ggccgaacac at t t t t cact t gacct cagg ct ggt gaacg 121500
ct cccct ct g gggt t caggc ct cacgat gc cat cct t t t g t gaagt gagg acct gcaat c 121560
ccagct t cgt aaagcccgct ggaaat cact cacact t ct g ggat gcct t c agagcagccc 121620
t ct at ccct t cagct cccct gggat gt gac t caacct ccc gt cact cccc agact gcct c 121680
t gccaagt cc gaaagt ggag gcat cct t gc gagcaagt ag gcgggt ccag ggt ggcgcat 121740
gt cact cat c gaaagt ggag gcgt cct t gc gagcaagcag gcgggt ccag ggt ggcgt gt 121800
cact cat cct t t t t t ct ggc t accaaaggt gcagat aat t aat aagaagc t ggat ct t ag 121860
caacgt ccag t ccaagt gt g gct caaagga t aat at caaa cacgt cccgg gaggcggcag 121920
t gt gagt acc t t cacacgt c ccat gcgccg t gct gt ggct t gaat t at t a ggaagt ggt g 121980
t gagt gcgt a cact t gcgag acact gcat a gaat aaat cc t t ct t gggct ct caggat ct 122040
ggct gcgacc t ct gggt gaa t gt agcccgg ct ccccacat t ccccccacac ggt ccact gt 122100
t cccagaagc ccct t cct ca t at t ct agga gggggt gt cc cagcat t t ct gggt ccccca 122160
gcct gcgcag gct gt gt gga cagaat aggg cagat gacgg accct ct ct c cggaccct gc 122220
ct gggaagct gagaat accc at caaagt ct cct t ccact c at gcccagcc ct gt ccccag 122280
gagccccat a gcccat t gga agt t gggct g aaggt ggt gg cacct gagac t gggct gccg 122340
cct cct cccc cgacacct gg gcaggt t gac gt t gagt ggc t ccact gt gg acaggt gacc 122400
cgt t t gt t ct gat gagcgga caccaaggt c t t act gt cct gct cagct gc t gct cct aca 122460
cgt t caaggc aggagccgat t cct aagcct ccagct t at g ct t agcct gc gccaccct ct 122520
ggcagagact ccagat gcaa agagccaaac caaagt gcga caggt ccct c t gcccagcgt 122580
t gaggt gt gg cagagaaat g ct gct t t t gg ccct t t t aga t t t ggct gcc t ct t gccagg 122640
agt ggt ggct cgt gcct gt a at t ccagcac t t t gggagac t aaggcggga ggt t cgct t g 122700
agcccaggag t t caagacca gcct gggcaa caat gagacc cct gt gt ct a caaaaagaat 122760
t aaaat t agc caggt gt ggt ggcacgcacc t gt agt ccca gct act t ggg aggct gaggt 122820
gggaggat t g cct gagt ccg ggaggcggaa gt t gcaagga gccat gat cg cgccact gca 122880
ct t caacct a ggcaacagag t gagact t t g t ct caaaaaa caat cat at a at aat t t t aa 122940
aat aaat aga t t t ggct t cc t ct aaat gt c cccggggact ccgt gcat ct t ct gt ggagt 123000
gt ct ccgt ga gat t cgggac t cagat cct c aagt gcaact gacccacccg at aagct gag 123060
gct t cat cat cccct ggccg gt ct at gt cg act gggcacc cgaggct cct ct cccaccag 123120
ct ct ct t ggt cagct gaaag caaact gt t a acaccct ggg gagct ggacg t at gagaccc 123180
t t ggggt ggg aggcgt t gat t t t t gagagc aat cacct gg ccct ggct gg cagt accggg 123240
acact gct gt ggct ccgggg t gggct gt ct ccagaaaat g cct ggcct ga ggcagccacc 123300
cgcat ccagc ccagagggt t t at t ct t gca at gt gct gct gct t cct gcc ct gagcacct 123360
ggat cccggc t t ct gccct g aggcccct t g agt cccacag gt agcaagcg ct t gccct gc 123420
ggct gct gca t ggggct aac t aacgct t cc t caccagt gt ct gct aagt g t ct cct ct gt 123480
ct cccacgcc ct gct ct cct gt cccccag t t t gt ct gct gt gaggggac agaagaggt g 123540

```
tgtgccgccc ccacccctgc ccgggccctt gttcctggga ttgctgtttt cagctgtttg 123600
agcttttgatc ctggttctct ggcttcctca aagtgagctc ggccagagga ggaaggccat 123660
gtgcttttctg gttgaagtca agtctggtgc cctggtggag gctgtgctgc tgaggcggag 123720
ctggggagag agtgcacacg ggctgcgtgg ccaacccctc tgggtagctg atgcccaaag 123780
acgctgcagt gcccaggaca tctgggacct ccctggggcc cgcccgtgtg tcccgcgctg 123840
tgttcatctg cgggctagcc tgtgacccgc gctgtgctcg tctgcgggct agcctgtgtc 123900
ccgcgctctg cttgtctgcg gtctagcctg tgacctggca gagagccacc agatgtcccg 123960
ggctgagcac tgccctctga gcacctttcac aggaagccct tctcctggtg agaagagatg 124020
ccagcccctg gcatctgggg gcactggatc cctggcctga gccctagcct ctccccagcc 124080
tgggggcccc ttcccagcag gctggcccctg ctcctttctct acctgggacc cttctgcctc 124140
ctggctggac cctggaagct ctgcagggcc tgctgtcccc ctccctgccc tccaggtatc 124200
ctgaccaccg gccctggctc ccactgccat ccactcctct cctttctggc cgttccctgg 124260
tcccctgtccc agcccccctc cccctctcac gagttacctc acccaggcca gagggaagag 124320
ggaaggaggc cctggtcata ccagcacgtc ctcccacctc cctcggccct ggtccacccc 124380
ctcagtgctg gcctcagagc acagctctct ccaagccagg ccgcgcgcca tccatcctcc 124440
ctgtccccca acgtcctgc cacagatcat gtccgccctg acacacatgg gtctcagcca 124500
tctctgcccc agttaactcc ccatccataa agagcacatg ccagctgaca ccaaaataat 124560
tcgggatggt tccagtttag acctaagtgg aaggagaaac caccacctgc cctgcacctt 124620
gtttttggt gacctgatta aaccatcttc agccatgaag ccagctgtct cccaggaagc 124680
tccagggcgg tgcttcctcg ggagctgact gataggtggg aggtggctgc ccccttgcac 124740
cctcaggtga ccccacacaa ggccactgct ggaggccctg gggactccag gaatgtcaat 124800
cagtgacctg ccccccaggc cccacacagc catggctgca tagaggcctg cctccaaggg 124860
acctgtctgt ctgccactgt ggagtcccta cagcgtgccc cccacagggg agctggttct 124920
ttgactgaga tcagctggca gctcagggtc atcattccca gagggagcgg tgccctggag 124980
gccacaggcc tcctcatgtg tgtctgcgtc cgctcgagct tactgagaca ctaaatctgt 125040
tggtttctgc tgtgccacct acccacccctg ttggtgttgc tttgttcctta ttgctaaaga 125100
caggaatgtc caggacactg agtgtgcagg tgcctgctgg ttctcacgtc cgagctgctg 125160
aactccgctg ggtcctgctt actgatggtc tttgctctag tgcttttccag ggtccgtgga 125220
agcttttcct ggaataaagc ccacgcatcg accctcacag cgcctcccct ctttgaggcc 125280
cagcagatac cccactcctg cctttccagc aagattttc agatgctgtg catactcatc 125340
atattgatca ctttttctt catgcctgat tgtgatctgt caatttcatg tcaggaaagg 125400
gagtgacatt tttacacttta agcgtttgct gagcaaatgt ctgggtcttg cacaatgaca 125460
atgggtccct gttttccca gaggctcttt tgttctgcag ggattgaaga cactccagtc 125520
ccacagtccc cagctcccct ggggcagggt tggcagaatt tcgacaacac attttccac 125580
cctgactagg atgtgctcct catggcagct gggaaccact gtccaataag ggcctgggct 125640
tacacagctg cttctcattg agttacaccc ttaataaaat aatcccattt tatcctttt 125700
gtctctctgt cttcctctct ctctgcctt cctcttctct ctcctcctct ctcatctcca 125760
ggtgcaaata gtctacaaac cagttgacct gagcaaggtg acctccaagt gtggctcatt 125820
aggcaacatc catcataaac caggtagccc tgtggaaggt gagggttggg acgggagggt 125880
gcagggggtg gaggagtcct ggtgaggctg gaactgctcc agacttcaga aggggctgga 125940
aaggatattt taggtagacc tacatcaagg aaagtgttga gtgtgaaact tgcgggagcc 126000
caggaggcgt ggtggctcca gctcgctcct gcccaggcca tgctgcccaa gacaaggtga 126060
ggcgggagtg aagtgaaata aggcaggcac agaaagaaag cacatattct cggccgggcg 126120
ctgtggctca cgcctgtaat tccagcactt tgggaggcca aggtgggtgg atcatgaggt 126180
caggagattg agaccatcct ggctaacaca gtgaaacccc gtctctactta aaaatacaaa 126240
aaattagccg ggcgtggtgg tgggcgcctg tagtcccagc tactccggag gctgaggcag 126300
gaaaatggcg tgaacccgga aggcggagct tgcagtgagc ggagtgagca gagatcgcgc 126360
cactgcactc cagcctgggc gacagagcga gactccgtct caaaaaaaaa aagcacatgt 126420
tctcgcttct ttgtgggatc caggagatag agaatagaag gatggttacc agaggctggg 126480
aagggtagtg aggggatggt gggggatgg tcaatgggta caaaaaaaat agaataagac 126540
ctagtattttg atagtgcaac agggtgactta tagtcaataa taattttaatt gtacattttaa 126600
aaataactaa aagatagccg ggtgcagtgg cttacgtctg taatcccagt acttttgggag 126660
gctgaggtgg gcgtttgaga ccagcctggc caacatggtg aaaccccatc tctactaaaa 126720
atacaaaaat tagccaggca tggtggcggg cgcctgtaat cccagctact cgggaggctg 126780
aggcaggaga atcacttgaa cctgggaggc agaggttgca gtgagccgag atcttgccac 126840
tgcactccag cctgggtgac agtgaaactc cgtctcaaaa ataaaaataa aaatacagct 126900
gggcacggtg gctcacgcct gtaatcccag cacttttggga ggccgaggcg agcggatcac 126960
aaggtcagga gatatagacc atcctggctta acacggtgaa acccggtctc tactaaaaat 127020
acaaaaaatt agccaggcgt ggtggcaggt gcctatagtc ccagctactc acaaggctga 127080
ggcaggagaa tggcatgaac ctgggaggcg gagcttgcag tgagccgaga ttgtgccact 127140
gcactccagc ctgggcgaga gagtgagact ccgtctcaaa acaaaaacaa aaacaaaaac 127200
aaaaacaaac acacaacaaa aacctaaaag aatatAAATg gattgtttgt aacacaaagg 127260
acaaatgttt gaggggatgg atacccccatt ttccatgatg tgattattat acattgtgtg 127320
```

t ct gt at caa aacat ct cat gagccccat a aat at at aca cct aact at g t acccacaaa 127380
aat t aaaaaa at at at t t t t t aaggt gaag agggaggcga gat gct ggcc t t aacccct a 127440
acccgt t gt t ct ccct gcaa gct gt ccaca gggcct ct ca gact cgaggt t cagct at at 127500
ggat gcat ga gct t ggt ccc cagccaacat gggagacact t caccat cgg cagcagct ac 127560
agcacaggaa ccct gggt ca ct gccat gt c ccct ct gt ga ct t t gt t t aa acagaaaat g 127620
at gct ct ggg ccggct gt gg t ggcccacac ct at aat ccc agcacct t gg gaggcggggg 127680
t gggcagat t gcct gaggt c aggagt t gga gat cagcct g gccgacat gg cgaaacccca 127740
t gt ct act aa aaat acaaaa act agccagg cat ggt ggca cat gcct gt a at cccagct a 127800
ct t gggaggc t gaagcagga gaat cact t g aacccaggag gcagaggct g agt gagccaa 127860
gat cgt gcca at gcact cca gct t gggt ga gggagt gaga ct ccgt ct ca aaaaaaaaaa 127920
aaaagaaaga aaaagaaaag aaagt gat cc t act ggaacc at gct t act c ccct ccccac 127980
ct cacact gt gt agaaat t a gt gct gt cgg ccaggcgcgg t ggct cat gc ct gt aat cgc 128040
agcact t t gg gaggccaagg caggcggat c acgaggt cag gagat caaga ccat cct ggc 128100
t aacacagt g aaaccct gt c t ct act aaaa at acaaaaaa t t agccgggc at ggt ggcag 128160
gcacct gt ag t cccaact ac t t gggaggct gaggcaggag aat ggcat ga acct gggagg 128220
cggagct t gc agt gagccaa gat cgcgcca ct gcat acca gcct aggt ga cagagt gaga 128280
ct cagcaaaa aaagaaagaa agaaagaaag aaat cagt gc t gt ct at act t ct t t ct gca 128340
gt gat ggaaa t at t ct gt at ct gt gct gt c cagt at agt a gccact agct acat gt ggca 128400
ct t gaaacat ggct ggt aca gt t gaggaag agt ggct gcc at at cggacg acacagct at 128460
agat t ct gt c accccacccc gagagt ccag agcggggact t ct gcct t ag gccct at t ca 128520
gggct gat t t t act t gaac cct t act gt g ggaagagaag gccat gagaa gt t cagt ct a 128580
gaat gt gact cct t at t t t c t ggct ccct t ggacact t t g t gggat t t ag t ct ccct gt g 128640
gaaagt at t c cacaagt ggt gccaccaccc cagct gt gag agcagct ggg agct gct t t t 128700
gt cat ct t t c cct ggaaagt cct gt gggct gt ct ct t cct cat gcct t gt cccat gct t g 128760
ggcat ggt gt caagcgt cag gagggagaaa gggt cct t at t t at t t at t t agagagggac 128820
cct t ct t ct g t t cccaggct ggagt gcagt ggt gcgat ct cggct cact g caacct ccgc 128880
ct cct gggt t caagt gat t c t cct gcct ca gcct cct gag t agct gagat t acaggcaca 128940
t gccaacat g cct ggct aat t t t t t t t t t t t t t t t t t t t t t t t t t g agat ggagt t 129000
gt act ct cat t gcccaggct ggaat gt aat ggcacaat ct cggct cact g caacct ccac 129060
ct cct ggat t caagcaat t c t cct gt ct ca gct t cccaag t agct gggat t acaggt gcc 129120
cgccaccat g ct caact aat t t t t gt at t t t t t t t t agt agagacgagg t t t caccat g 129180
t t ggt cagac t ggt ct caaa ct cct gacct caggt gat cc acct gcct cg gcct cccaaa 129240
gt gct aggat t acaggcat g agccaccacg cccggcct ga aagggt t ct t at t t agt gt g 129300
cat t t t gaca t t caat t t aa t t ccaaggt c t t gt ggggt c at ggt t t aca ggat gt t gat 129360
at agaaaaga ct t cact t aa t gggccgggc gcagt ggct c at gcct gt aa t cccagcact 129420
t t gggaggcc gaggcaggca gat caggagg t caggagat t gagaccat cc t ggct aacac 129480
agt gaaaccc cat ct ct act gaaaat acaa aaaat t agct gggcgt ggt g gcaggcacct 129540
gt agt cccag ccact cggt t ggct gaggca ggagaat ggc at gaacccgg gaggcggagc 129600
t t gcagt gag cagagaccat gccact gcac t ccagcct gg gcgacagagc aagact ct gt 129660
ct caagaaaa aaaaaaaaaa aacagact t t act t act gga agccaaccaa t gt at at t t a 129720
gagt aat t t t t cct gggct g agct gt cat t t act t t t gca gt at ct caag aagaagagt t 129780
t acagt gt aa at at t t gat g cacact t t ga t t at at agat gaagcaaact at t t t caaga 129840
gct t t gcaag gact t act t g t at ccaaaca ccat t ct aaa ggagt ct t ac ct act t ct aa 129900
aggct ggt ct ct act t ggaa ccact t gct t ggccct ggt t caagt cct gc t gcaaacct g 129960
gaagt cct gt cat t gt ct t c t t ccct ccag agcagt ggca cccaat ct aa t t t t t gct gt 130020
gccccagcag cccct ggcac t t t gccct gt agact gcaga cct cat gt aa t gt at gt t aa 130080
gt ccacagaa ccacagaaga t gat ggcaag at gct ct t gt gt gt gt t gt g t t ct aggagg 130140
t ggccaggt g gaagt aaaat ct gagaagct t gact t caag gacagagt cc agt cgaagat 130200
t gggt ccct g gacaat at ca cccacgt ccc t ggcggagga aat aaaaagg t aaaggggt 130260
agggt gggt t ggat gct gcc ct t gggt at a t gggcat t aa t caagt t gag t ggacaaagg 130320
ct ggt ccagt t cccagagga ggaaaacaga ggct t ct gt g t t gact ggct ggat gt gggc 130380
cct cagcagc at ccagt ggg t ct ccact gc ct gt ct caat cacct ggagc t t t agcacgt 130440
t t cacacct g ggccccaacc t ggagaggct gaccaat ggg t ct caggggc agct cggt t g 130500
ct ggagt t t t t gt t t t t at t t at t t t t at g t at t t aaggc agggt ct ct g t at t agt cca 130560
t t ct cacact gct aat aaag acat acccaa gact gggt aa t t t at aaagg aaagaggt t t 130620
aat ggact ca cagt t ccaca t ggct gggga ggcct caaaa t cat ggcgga aggcaaagga 130680
gaagcaaagg cat t t ct t ac at ggcgacag gcaagagagc gt gt gcaggg gaact cccat 130740
t t at aaaacc at cagacct c at gagat t t a t t cact at ca t gagaacagc at gggaaaga 130800
cccgccccca t gat t cagt t acct cccact gggt ccct cc cat gacacat ggaat t at gg 130860
gagct acaat t caagat gag at t t gggt gg ggacacagcc aaaccat at c agt ct ccct c 130920
t gt cat ccag gct ggagt gc act ggcat ga t ct cggct ca ct gcagcct c t acct ccct g 130980
ggt caggt ga t ct t cccacc t cagcct ccc aggt agct gg aact acaggt acct gccact 131040
at gcct ggct aaat at t t t g t at t t cct gt ggagacgagg t t t t gccacg t t gcccaggc 131100

t ggt ct t gaa ct cct gaggt caagcaat at gcccacct cg gcct cccaag gt gct gggat 131160
t acaggt gt g agccacagt g ct cggcct aa gt cact gcag t t t t t aaagc t cccaggt ga 131220
t t ct t cagt g cagt caaaag t gagaact gg ct gggt gcgg t ggct cat gc ct gt aat ccc 131280
agcacct t gg gaggcgaagg t gggcagat g gct t gaggt c aggagt t caa gaccagcct g 131340
gccaacat gg t aaaacccca t ct ct act aa aaat acaaaa gt t agct ggg t gt ggt ggt g 131400
cgt gcct gt a at cccagct a ct t gggaggc t gaggcat ga gaat t gct t g aacccagggg 131460
acagaggt t g t agt gagccg agat cgt gcc act gcact cc agcct gggca acagagt gag 131520
at t ccat ct c acaaaaaaaa aaaaaaaagc gagaaccact gt cct aggcc ct gat gt t t g 131580
caggcaact a aaaaaggaag t ggacat ccc cagt cagct g t ggcgcacca agaacaagt c 131640
at gggaacat aacct aat t t t ct aaat ggg t t act aggca ct t agagcaa aacaat gat g 131700
ccgaaat cct gat t t cagca aagcct ct gc ct gcct gt ct t ggaagt at c cacat gaggc 131760
t gct ggggcc t t ggt gt ccc cagcagt t t c t agt ct ct ag gt ct t gct gt gggt gt ct gt 131820
gcagt gaggg t gt gt gt ggc gct gggt gag ct ct gt ct ag gcct ggcaca ggat gcggt c 131880
t ggt agct gc t gct t ct ct t ct gcagaagc gcagccaagc accct ct ggg gt t t caggcc 131940
cacacccagc ct gaagt t ct gggagt ggct cact t t ccaa cct t cagggt ct cccagcag 132000
ct gact gggg agt ggt ggag ggaaaaggga t t gt at t agt ccgt t t t cac gccgct gat g 132060
aagacat acc cgat act ggg cagt ct aaaa gat agaggt c t gat ggact c acagt t ccac 132120
gt gact gggg aggcct gaca at cat ggt gg aaggt gaaag gct t gt ct ca cacggt ggca 132180
gacaagagaa aagagct t gt gcaggggaac t ccccct t t at aaaaccat ca gat ct cggga 132240
gact t at t ca ct at cat gag aacagcacgg gaaagaccct cct ct at gat t caat t acct 132300
cccaccaggt ccct cccaca acat gt agga at t gt gggaa ct acaat t ca agat gacat t 132360
t gggt gggga cacagccaaa ccat at cagg gcgt cccaga aagggt at ag ggt ct gagac 132420
ccaagt cagc at gagaaagt at gct t ct ca t ggt ggccca gt t gggt gga agt ggcagcc 132480
gggccgt ct t t ccaccaggc cact caagt a gcagct gaga gacccct gcc ct ggccagt c 132540
cccgccct cc cct ct t gcca ct gcct ct gg t t ct gaacag at gggcaccc t cat ct t gt a 132600
t t t gt gat t a at gt ct aaca at gt agt t t t gt gagaaggg t t t gct gat a cagcct t gct 132660
gcagat gct g cgaact gt gg cct ggggcag acct t acct c cagacacgcc ct gaggcagg 132720
ggagggcact ggcccgt agc t ggccgagag ct ct cgggt t gcgcgacagg gat act t t t c 132780
agcggct ggg t cgct at cca aagt gagaaa acgaggaggg accaggaggc t gt ccgcct c 132840
aagagat gt g ggggccaggt ccagt t at ct ggggaagcag t aagct t ct c t gct gt t t ct 132900
aaccccaggc ct cccct ggt ct aaggcagg gcct cccagc ct cggggcac t t t aaagat a 132960
t ct gggcct g gccccat ccc cacagt ct ga ct gagt gggt ct ggat aggg cct gagcat t 133020
ggt gat t t cc t gggt gaaag gaggcccct c acagt ct ct g gaagct t ct c t gt gt t agga 133080
aaagct ct gg gct t gact ct gct t t gaaag t caagat ccg caaat cct ct cagcct cagt 133140
t t ct cct t ca gcaagat gaa at ggaaat gc t gt acct acg t cccggggt g gt t gt gagac 133200
ccaaaaaaga caat gt t ct g gaaggt t cct ggt gcgt t gc agt cct ct aa gaacct gagt 133260
t agagccacg ct gagt ct ca gct t ct t ggc t cct t ct gt t t caaact cgt ccat gt gat a 133320
gct caggaag ggt aggcagg gccct gcccc ct act cagaa aacaccat cc t ggt cct ggg 133380
gat ccccgca gcat t agt cc cct gt t t t cc cagt gt at t g agaaaaat t g ct aacaagca 133440
gt ggggcaca ccaccagcct cct gggt t cc t t t cagt t t g gggat t t t t g gacat t ccca 133500
ggaat gt ct t aaaaaacact t caaaaaaca t t aacat aaa t at t t t t at c aaagcct gt a 133560
t t aaat ggt c t t t caagaaa at acagt aac aggt caggca t ggt ggct ca t gcct gt aac 133620
cccagcact t t gggaggcca aggcaggcag at cacct gaa at caggagt t caagaccaac 133680
ct ggccaaca cagccaaat c ccat ct ct ac aaaaaat aca aaaat t agct gggt gt ggt g 133740
gcacacacct gt agt cccag ct act t ggga ggccgaggca ggagaat t gc t t gat cccgg 133800
aggcggaggt t gcagt gagc t gagat cgt g ccact gcact ccagcgt ggg t gacaaggt g 133860
aat ct t t gt c t caaaaaaaa aaaaaaaaaa aagat aaaat acagt at aca gt aat agaga 133920
acaat cct t t t t t caaagt a gt gaccccaa at gaacaaaa t at gcat ct a gct t aaat gc 133980
gaacct ggt t t t ct ct acgc ccat t caagc ccct gcaat a ggggccct t c accccgcat c 134040
cat ggact cc t aaaat t at a t ggaaaat gg ct gt gt gt ga gt gt ggat gg acat gt gcac 134100
acat at t t t t ggct t t acca gat gct caaa gagcct agga cccaaaaagg gct gagaat g 134160
accgt gt cgg ccact t cagg gt cat cagga at t gct gt gc act gct cact t ct ccagt ga 134220
acact t t ct g ct t ct gt gt t t cct ggt at c ct t t gggact cct ggct agg t cat gt gt t t 134280
ct ct act t t c aaaagggct t cagccaggca cgat ggcat g agcct gt agt cccagt t gct 134340
ct ggaggt t a aggt gggaag at t gct t gag cccaggaat t t gaggccagc ct gggcaagt 134400
agat aggt ag at gat t gat a gat agat aga t agat aaat a gat ggat aga t aagt cgct a 134460
gacagt cat c cat ccaccca t ccacacat a aaaaggcct t t gt cat gt ca t gt t t t gt gg 134520
cccacct gcc agt gt t gccc acagt t gct g cccct ccaaa ct cat cagt c act ggcaaac 134580
aggaggaat g t gt ggct cat gt ct gggcat cagt ggct gt gggagacat c ct t gat ct t c 134640
t ccagct t ct cct t ccacat t t t cct t t gc aat ct ggcaa t at ct at t aa aat aaaat gt 134700
gcat gcct t t t gacct aaga gct t cact t c t aggacccac t t acacgt gt gt gacat gat 134760
gt t cat acgg gt t t at t t at ct gaggt t gt t cat acacac cat t gcct gt aat cact aaa 134820
ggcgggagca gcct acacat ccat ccacag aggagt agat gcct t t t ggt acat ccgt gg 134880

cgacggaat a ct aagcagcc t gt gt at ct a t acact caca cgt gt t t gt t t at gt gt gga 134940
at at ct ct gg agggt acaca agaaact t aa aat gat cact gt ct ct gggg agggt acct g 135000
ggt gcct ggg aggcaggt ca gggaaggagt gggcacaggt at t accaat t ggaagacaat 135060
aaaaacaaca gct cct ggcc aggcgcagt g gct cacgcct gt aat ggcag cact ct gaga 135120
ggct gaggcg ggcagat t gc t t gcgt ccag gagt t caaga ccagcct ggg caacat agca 135180
aaaccccgt t t ct at t aaaa at acaaaaaa t t agccaggt gt ggt ggcat gcacct gt aa 135240
t cccagct ac t cgggaggct gaggt gggag aat cacct ga gcct gggagg t caaggct gc 135300
agt gaggt ga gat t gt gcca ccgcact ct a gcct gggcga t agagcaaga ccct gt ct ca 135360
aaaacaaaca aaaaacagt c cct ggcact c t gggccaggc ct ggcagggc agt t ggcagg 135420
gct ggt ct t t ct ct ggcact t cat ct cacc ct ccct ccct t cct ct t ct t gcagat t gaa 135480
acccacaagc t gacct t ccg cgagaacgcc aaagccaaga cagaccacgg ggcggagat c 135540
gt gt acaagt cgccagt ggt gt ct ggggac acgt ct ccac ggcat ct cag caat gt ct cc 135600
t ccaccggca gcat cgacat ggt agact cg ccccagct cg ccacgct agc t gacgaggt g 135660
t ct gcct ccc t ggccaagca gggt t t gt ga t caggcccct ggggcggt ca at aat t gt gg 135720
agaggagaga at gagagagt gt ggaaaaaa aaagaat aat gacccggccc ccgccct ct g 135780
cccccagct g ct cct cgcag t t cggt t aat t ggt t aat ca ct t aacct gc t t t t gt cact 135840
cggct t t ggc t cgggact t c aaaat cagt g at gggagt aa gagcaaat t t cat ct t t cca 135900
aat t gat ggg t gggct agt a at aaaat at t t aaaaaaaaa cat t caaaaa cat ggccaca 135960
t ccaacat t t cct caggcaa t t cct t t t ga t t ct t t t t t c t t ccccct cc at gt agaaga 136020
gggagaagga gaggct ct ga aagct gct t c t gggggat t t caagggact g ggggt gccaa 136080
ccacct ct gg ccct gt t gt g ggggt gt cac agaggcagt g gcagcaacaa aggat t t gaa 136140
act t ggt gt g t t cgt ggagc cacaggcaga cgat gt caac ct t gt gt gag t gt gacgggg 136200
gt t ggggt gg ggcgggaggc cacgggggag gccgaggcag gggct gggca gaggggagag 136260
gaagcacaag aagt gggagt gggagaggaa gccacgt gct ggagagt aga cat ccccct c 136320
ct t gccgct g ggagagccaa ggcct at gcc acct gcagcg t ct gagcggc cgcct gt cct 136380
t ggt ggccgg gggt gggggc ct gct gt ggg t cagt gt gcc accct ct gca gggcagcct g 136440
t gggagaagg gacagcgggt aaaaagagaa ggcaagct gg caggagggt g gcact t cgt g 136500
gat gacct cc t t agaaaaga ct gacct t ga t gt ct t gaga gcgct ggcct ct t cct ccct 136560
ccct gcaggg t agggggcct gagt t gaggg gct t ccct ct gct ccacaga aaccct gt t t 136620
t at t gagt t c t gaaggt t gg aact gct gcc at gat t t t gg ccact t t gca gacct gggac 136680
t t t agggct a accagt t ct c t t t gt aagga ct t gt gcct c t t gggagacg t ccacccgt t 136740
t ccaagcct g ggccact ggc at ct ct ggag t gt gt ggggg t ct gggaggc aggt cccgag 136800
ccccct gt cc t t cccacggc cact gcagt c accccgt ct g cgccgct gt g ct gt t gt ct g 136860
ccgt gagagc ccaat cact g cct at acccc t cat cacacg t cacaat gt c ccgaat t ccc 136920
agcct cacca cccct t ct ca gt aat gaccc t ggt t ggt t g caggaggt ac ct act ccat a 136980
ct gagggt ga aat t aaggga aggcaaagt c caggcacaag agt gggaccc cagcct ct ca 137040
ct ct cagt t c cact cat cca act gggaccc t caccacgaa t ct cat gat c t gat t cggt t 137100
ccct gt ct cc t cct cccgt c acagat gt ga gccagggcac t gct cagct g t gaccct agg 137160
t gt t t ct gcc t t gt t gacat ggagagagcc ct t t cccct g agaaggcct g gcccct t cct 137220
gt gct gagcc cacagcagca ggct gggt gt ct t ggt t gt c agt ggt ggca ccaggat gga 137280
agggcaaggc acccagggca ggcccacagt cccgct gt cc cccact t gca ccct agct t g 137340
t agct gccaa cct cccagac agcccagccc gct gct cagc t ccacat gca t agt at cagc 137400
cct ccacacc cgacaaaggg gaacacaccc cct t ggaaat ggt t ct t t t c ccccagt ccc 137460
agct ggaagc cat gct gt ct gt t ct gct gg agcagct gaa cat at acat a gat gt t gccc 137520
t gccct cccc at ct gcaccc t gt t gagt t g t agt t ggat t t gt ct gt t t a t gct t ggat t 137580
caccagagt g act at gat ag t gaaaagaaa aaaaaaaaaa aaaaaggacg cat gt at ct t 137640
gaaat gct t g t aaagaggt t t ct aacccac cct cacgagg t gt ct ct cac ccccacact g 137700
ggact cgt gt ggcct gt gt g gt gccaccct gct ggggcct cccaagt t t t gaaaggct t t 137760
cct cagcacc t gggacccaa cagagaccag ct t ct agcag ct aaggaggc cgt t cagct g 137820
t gacgaaggc ct gaagcaca ggat t aggac t gaagcgat g at gt cccct t ccct act t cc 137880
cct t ggggct ccct gt gt ca gggcacagac t aggt ct t gt ggct ggt ct g gct t gcggcg 137940
cgaggat ggt t ct ct ct ggt cat agcccga agt ct cat gg cagt cccaaa ggaggct t ac 138000
aact cct gca t cacaagaaa aaggaagcca ct gccagct g gggggat ct g cagct cccag 138060
aagct ccgt g agcct cagcc acccct caga ct gggt t cct ct ccaagct c gccct ct gga 138120
ggggcagcgc agcct cccac caagggccct gcgaccacag cagggat t gg gat gaat t gc 138180
ct gt cct gga t ct gct ct ag aggcccaagc t gcct gcct g aggaaggat g act t gacaag 138240
t caggagaca ct gt t cccaa agcct t gacc agagcacct c agcccgct ga cct t gcacaa 138300
act ccat ct g ct gccat gag aaaagggaag ccgcct t t gc aaaacat t gc t gcct aaaga 138360
aact cagcag cct caggccc aat t ct gcca ct t ct ggt t t gggt acagt t aaaggcaacc 138420
ct gagggact t ggcagt aga aat ccagggc ct cccct ggg gct ggcagct t cgt gt gcag 138480
ct agagct t t acct gaaagg aagt ct ct gg gcccagaact ct ccaccaag agcct ccct g 138540
ccgt t cgct g agt cccagca at t ct cct aa gt t gaaggga t ct gagaagg agaaggaaat 138600
gt ggggt aga t t t ggt ggt g gt t agagat a t gcccccct c at t act gcca acagt t t cgg 138660

```
ct gcat t t ct  t cacgcacct  cggt t cct ct  t cct gaagt t  ct t gt gccct  gct ct t cagc  138720
accat gggcc  t t ct t at acg  gaaggct ct g  ggat ct cccc  ct t gt ggggc  aggct ct t gg  138780
ggccagcct a  agat cat ggt  t t agggt gat  cagt gct ggc  agat aaat t g  aaaaggcacg  138840
ct ggct t gt g  at ct t aaat g  aggacaat cc  ccccagggct  gggcact cct  cccct cccct  138900
cact t ct ccc  acct gcagag  ccagt gt cct  t gggt gggct  agat aggat a  t act gt at gc  138960
cggct cct t c  aagct gct ga  ct cact t t at  caat agt t cc  at t t aaat t g  act t cagt gg  139020
t gagact gt a  t cct gt t t gc  t at t gct t gt  t gt gct at gg  ggggaggggg  gaggaat gt g  139080
t aagat agt t  aacat gggca  aagggagat c  t t ggggt gca  gcact t aaac  t gcct cgt aa  139140
ccct t t t cat  gat t t caacc  acat t t gct a  gagggaggga  gcagccacgg  agt t agaggc  139200
cct t ggggt t  t ct ct t t t cc  act gacaggc  t t t cccaggc  agct ggct ag  t t cat t ccct  139260
ccccagccag  gt gcaggcgt  aggaat at gg  acat ct ggt t  gct t t ggcct  gct gccct ct  139320
t t caggggt c  ct aagcccac  aat cat gcct  ccct aagacc  t t ggcat cct  t ccct ct aag  139380
ccgt t ggcac  ct ct gt gcca  cct ct cacac  t ggct ccaga  cacacagcct  gt gct t t t gg  139440
agct gagat c  act cgct t ca  ccct cct cat  ct t t gt t ct c  caagt aaagc  cacgaggt cg  139500
gggcgagggc  agaggt gat c  acct gcgt gt  cccat ct aca  gacct gcagc  t t cat aaaac  139560
t t ct gat t t c  t ct t cagct t  t gaaaagggt  t accct gggc  act ggcct ag  agcct cacct  139620
cct aat agac  t t agccccat  gagt t t gcca  t gt t gagcag  gact at t t ct  ggcact t gca  139680
agt cccat ga  t t t ct t cggt  aat t ct gagg  gt gggggag  ggacat gaaa  t cat ct t agc  139740
t t agct t t ct  gt ct gt gaat  gt ct at at ag  t gt at t gt gt  gt t t t aacaa  at gat t t aca  139800
ct gact gt t g  ct gt aaaagt  gaat t t ggaa  at aaagt t at  t act ct gat t  aaat aaggt c  139860
t ccat t cat g  gat t ccaagg  acaagaaagt  cat at agaat  gt ct at t t t t  t aagt t ct t t  139920
cccacgcacc  ct t agat aat  t t agct caga  acaggaaat g  at agt at t aa  t aaaagct gg  139980
acat caggat  t aacagct ct  ct ct ggggcc  ct gaaggt ga  gagt t ct cag  act t gct cat  140040
t t gcagt t gc  t t ct t t gt ga  t gct ggcaaa  ccat cct agt  cccat t caaa  gggcaat aca  140100
aagcct t gt g  gct gacct ca  cgat gcagca  ct cagt t t gc  aagaccggca  ccagt gt at g  140160
caaacct gag  aaggt t gggg  at gaggat at  gggat ct t t c  at ccct ggaa  at t t agt cca  140220
gaggcct ggg  gct ggagcag  aacaccaagc  caat cagct t  aat gaat ggc  t t agat t cct  140280
gct aggt t t g  cagagct gcc  t t ct t t cct t  t ggt acct t a  t t at agat t g  aggagt at t t  140340
ct gct aaacc  aagat aggga  t aaccagat a  gcat ct t cat  agcaat gcca  caaaggaaaa  140400
caaaaacaaa  acagt aat cc  at cat at t at  t cct t agt aa  ct at gccaag  gt cat gat ac  140460
t gaat cct t a  gat t gt t t ca  aaat act act  t t t ct t t gct  ct t cct gat g  t gt t t gccac  140520
cgcaggcaga  t gt t t aagt a  aaacagat t t  t aact gcagc  t acaaaagca  gcaacaggcc  140580
agcaaaagag  aagt gct at c  t cagagagca  t ggct t t cag  agccacaaga  gacagcct ca  140640
ct ggct gt t t  cagct t gact  gccat gcaaa  gaagagagca  gagggagaac  cagccccacc  140700
cact t at t ca  t ct t gt acaa  aaaaaaagca  cct accagcc  t aggct acat  agt gagacac  140760
t at ct ccaca  aaaaacccac  gaaaact agc  t gggt at ggt  ggcacat gcc  t acagt ccca  140820
gct act ggt a  aggct gt ggt  gggaggat ct  ct t gaggcca  ggaaggagat  ccaggct gca  140880
gt gagccaag  at t gcaccac  t gcact ccag  t ct ggacaat  cgagcaagat  cccat ct caa  140940
acaat aaaaa  aaaaaagcgt  gt aacct cct  cagaagaaag  at gt t at aat  ct caggcagc  141000
a                                                                                141001
```