



(51) International Patent Classification:

C08L 11/02 (2006.01) C08K 5/372 (2006.01)
C08L 9/00 (2006.01) C08K 5/40 (2006.01)

(21) International Application Number:

PCT/AU2015/000067

(22) International Filing Date:

10 February 2015 (10.02.2015)

(25) Filing Language:

English

(26) Publication Language:

English

(30) Priority Data:

14/224,832 25 March 2014 (25.03.2014) US

(71) Applicant: ANSELL LIMITED [AU/AU]; Level 3, 678 Victoria Street, Richmond, VIC 3121 (AU).

(72) Inventors: LUCAS, David; A12-5, 9 Bukit Utama, Persiaran Bukit Utama, Petaling Jaya, Selangor 47800 (MY). KWAN, Soo Hwa; 52, Jalan BJ 19, Taman Bertam, Jaya, Cheng, Melaka (MY). FOO, Lik Erh Christina; 47 Jalan BB4, Taman Bacang, Baru, Melaka, 75350 (MY).

(74) Agent: SPRUSON & FERGUSON; GPO Box 3898, Sydney, New South Wales 2001 (AU).

(81) Designated States (unless otherwise indicated, for every

kind of national protection available): AE, AG, AL, AM, AO, AT, AU, AZ, BA, BB, BG, BH, BN, BR, BW, BY, BZ, CA, CH, CL, CN, CO, CR, CU, CZ, DE, DK, DM, DO, DZ, EC, EE, EG, ES, FI, GB, GD, GE, GH, GM, GT, HN, HR, HU, ID, IL, IN, IR, IS, JP, KE, KG, KN, KP, KR, KZ, LA, LC, LK, LR, LS, LU, LY, MA, MD, ME, MG, MK, MN, MW, MX, MY, MZ, NA, NG, NI, NO, NZ, OM, PA, PE, PG, PH, PL, PT, QA, RO, RS, RU, RW, SA, SC, SD, SE, SG, SK, SL, SM, ST, SV, SY, TH, TJ, TM, TN, TR, TT, TZ, UA, UG, US, UZ, VC, VN, ZA, ZM, ZW.

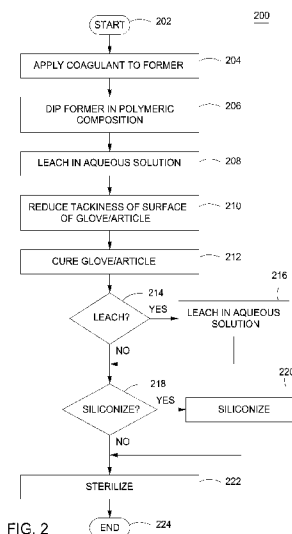
(84) Designated States (unless otherwise indicated, for every

kind of regional protection available): ARIPO (BW, GH, GM, KE, LR, LS, MW, MZ, NA, RW, SD, SL, ST, SZ, TZ, UG, ZM, ZW), Eurasian (AM, AZ, BY, KG, KZ, RU, TJ, TM), European (AL, AT, BE, BG, CH, CY, CZ, DE, DK, EE, ES, FI, FR, GB, GR, HR, HU, IE, IS, IT, LT, LU, LV, MC, MK, MT, NL, NO, PL, PT, RO, RS, SE, SI, SK, SM, TR), OAPI (BF, BJ, CF, CG, CI, CM, GA, GN, GQ, GW, KM, ML, MR, NE, SN, TD, TG).

Published:

— with international search report (Art. 21(3))

(54) Title: POLYISOPRENE/POLYCHLOROPRENE COMPOSITIONS



(57) Abstract: A polymeric, elastomeric, or latex composition that includes a polyisoprene material; a polychloroprene material; at least one polysulphidic sulphur donor; and at least one accelerator, wherein the composition comprises between 40% to 60% polyisoprene and 40% to 60% polychloroprene and is free from diphenyl guanidine.

WO 2015/143473 A1

POLYISOPRENE/POLYCHLOROPRENE COMPOSITIONS

BACKGROUND

Field of the Invention

[0001] Embodiments of the present invention generally relate to polymer blends. More specifically, embodiments of the invention relate to polymer blends comprising a composition of polyisoprene and polychloroprene materials for unsupported barrier products and flexible coatings for supported protective articles.

Description of the Related Art

[0002] Gloves, and other protective articles, are used in many industries, such as construction, industrial, and medical, as well as households, to protect the hands of users. For medical applications, such as examination and surgical gloves, gloves promote protection against germs, viruses, and microbes. Particularly for surgical gloves, it is important that the gloves have high resistance to tears while remaining flexible so that intricate procedures, in which scalpels, forceps, hemostats, and the like are used, can be performed. However, current gloves, which are made of polyisoprene, are relatively weak and are susceptible to breach during use and particularly extended use, increasing the risk of infection from doctor to patient and vice versa. Moreover, natural polyisoprene contains a high amount of proteins, which cause allergic reactions in many people while synthetic polyisoprene, which is less allergenic, is expensive to produce.

[0003] To address these problems, gloves have been produced using various synthetic thermoplastic elastomers, such as polyurethanes and styrene block copolymers. Such gloves can suffer from inherent stiffness. Also, other attempts to improve the physical properties of natural and synthetic polyisoprene for gloves have largely failed. For example, various additives, such as diphenyl guanidine, have been used in rubber compositions to improve flexibility, which decreases, for e.g., abrasion- and tear-resistance. Some attempts have included different combinations of accelerators, although none have provided an adequate balance of physical properties, i.e., flexibility, tensile strength, abrasion-resistance, tear-resistance, moisture absorption, and/or the like.

[0004] Therefore, polymeric, elastomeric, or latex compositions and/or blends thereof, used to make surgical or examination gloves or coatings for fabric liners or condoms, having acceptable tensile strength and other physical properties while remaining soft and flexible, would represent an advance in the art.

SUMMARY

[0005] Polyisoprene and polychloroprene polymer compositions or blends substantially as shown in and/or described in connection with at least one of the figures, as set forth more completely in the claims, are disclosed. Various advantages, aspects, and novel features of the present disclosure will be more fully understood from the following description and drawings.

[0006] The foregoing summary is not intended, and should not be contemplated, to describe each embodiment or every implementation of the present invention. The Detailed Description and exemplary embodiments therein more particularly exemplify the present invention.

BRIEF DESCRIPTION OF THE DRAWINGS

[0007] So that the manner in which the above recited features of the present invention can be understood in detail, a more particular description of the invention, briefly summarized above, may be had by reference to embodiments, some of which are illustrated in the appended drawings. It is to be noted, however, that the appended drawings and disclosure depict exemplary embodiments of the invention and are therefore not to be considered limiting of the scope of the particular forms described, for those skilled in the art will recognize additional embodiments of the present invention, which covers all modifications, equivalents, and alternatives within the spirit and scope of the present invention as defined by the appended claims.

[0008] Figure 1 depicts a glove comprising a polymeric layer, according to embodiments of the present invention; and

[0009] Figure 2 depicts an exemplary flow diagram for a method for producing a polymeric article, according to embodiments of the invention.

[0010] The headings used herein are for organizational purposes only and are not meant to be used to limit the scope of the description or embodiments according to the invention. As used throughout this application, the word "may" is used in a permissive sense, meaning having the potential to, rather than the mandatory sense. Similarly, the words "include," "including," and "includes" mean including, but not limited to.

DETAILED DESCRIPTION

[0011] Embodiments according to the present invention include polymeric, elastomeric, or latex compositions comprising blends of natural and/or synthetic polyisoprene and polychloroprene. Synthetic polyisoprene is expensive and exhibits excellent tactile sensitivity and flexibility. And, a typical curing accelerator used in polyisoprene compositions is diphenyl guanidine (DPG), which is a known skin sensitizer. Polychloroprene is less expensive but is relatively stiff. A blend of polyisoprene and polychloroprene, having no DPG, has been surprisingly shown to produce coatings and/or rubber layers that are adequately cured, while remaining strong as well as flexible. The blends further comprise one or more polysulphidic donors and, in some embodiments, contain little elemental sulfur. The composition and/or blends can be used to make protective articles, for example, an unsupported glove or a coating for a supported glove that includes a fabric liner. Other protective articles, such as condoms, are also contemplated as being within the scope of the invention.

[0012] Compositions according to the invention comprise blends of between 40-60% of each of polyisoprene and polychloroprene and at least one curative agent or accelerator comprising a polysulphidic sulfur donor, such as dipentamethylene thiuram tetrasulphide (DPTT) or a xanthogen polysulphide, such as di-isopropyl xanthogen polysulphide, such as ROBAC® AS-100. Additionally, compositions can comprise other accelerators, such as dithiocarbamates, thiazoles, or thioureas. In some embodiments, the accelerator comprises at least one of zinc dibutyl dithiocarbamate (ZDBC), zinc 2-mercaptobenzothiazole (ZMBT), N-N'-diphenylthiourea (DPTU), zinc diethyl dithiocarbamate (ZDEC), or sodium dibutyl dithiocarbamate (SDBC), while in other embodiments, a combination of two or more accelerators are used. Comparative compositions (A, B, D, and E) and an

exemplary embodiment (Composition C) according to the present invention comprise polymeric, elastomeric, or latex compositions as shown in Table 1.

[0013] Without intending to be bound by theory, it is believed that Composition C, which is free of DPG and comprises polysulphidic sulphur donors, such as DPTT and/or a xanthogen polysulphide unexpectedly provide the soft, flexible yet strong rubber barrier layer. It is noted that Composition C was superior in terms of unaged tensile strength, tear strength, and elongation at break, while remaining soft and flexible with excellent tactility. The use of DPG in rubber compositions is known to produce stiff films or coating layers, the absence of which promotes the softness of the layers. The enhanced tensile strength, tear strength, and elongation at break properties, may be attributed to the polysulphidic sulphur donor, which inter-crosslinks rubber molecules and also creates polysulphidic intra-crosslinks within the rubber network. A polysulphidic sulphur donor is a type of accelerator that “donates” sulphur to the crosslinking reaction. Typically, these types of accelerators can crosslink rubber using lesser amounts of elemental sulphur in the composition and will produce a polysulphidic crosslink. Moreover, it is also believed that the synergy of the polysulphidic sulphur donor with other accelerators produces a balance of polysulphidic, disulphic, and monosulphidic crosslinks, providing enhanced unaged and aged physical properties.

[0014] Table 1:

Table 1: Components Total PHR	Composition A	Composition B	Composition C	Composition D	Composition E
Polyisoprene	100	50	50	50	50
Polychloroprene	-	50	50	50	50
Sulfur dispersion	1.6	1.6	1.6	3.2	1.6
Flow Modifier	0.1	0.1	0.1	0.4	0.4
Activator	0.7	0.7	0.7	3.0	3.0
Antioxidant	2.0	2.0	2.0	2.0	2.0
ZDBC	0.1	0.1	0.1	0.8	0.8
ZMBT	0.2	0.2	0.2	-	-
DPG	0.3	0.3	-	-	-
DPTU	-	-	-	0.8	0.8
DPTT	-	-	0.3	-	-
ZDEC	0.6	0.6	0.6	-	-
SDBC	0.1	0.1	0.1	-	-
Xanthogen Polysulphide	0.4	0.4	0.4	-	-

[0015] Table 2 displays an unexpected excellent balance of physical properties for embodiments of the invention, such as high ultimate tensile strength, low modulus (or stress) at 500% elongation, and high elongation at break. M500 modulus is a measure of the stress exerted by the film at an elongation of 500% and is a good indicator of film softness. A lower M500 modulus value indicates a softer film and enhanced tactile sensitivity. Additionally as can also be evidenced from Table 2, composition C shows a tensile strength retention of 96%, after accelerated aging. This is an excellent indicator that a glove made from composition C will have improved aging characteristics compared with other examples and most significantly as compared with composition A, which contains only polyisoprene rubber.

[0016] Table 2:

	Composition A	Composition B	Composition C	Composition D	Composition E
<u>Unaged</u>					
UTS, MPa	24.9	25.2	23.6	20.6	18.4
M500, MPa	2.1	2.1	1.9	3.3	2.5
EB, %	1038	1053	1131	870	948
<u>Aged (70°C - 166 hrs)</u>					
UTS, MPa	20.4	23.4	22.8	18.6	17.2
M500, MPa	2.0	2.4	2.4	3.8	3.0
EB, %	1015	961	1022	758	822
TS Retention, %	82	93	96	90	94

[0017] Other components known to those in the art may be incorporated within the above compositions. For example, stabilizers, such as sodium salts; surfactants, such as acetylenic diols, thickeners, such as polyacrylate/methacrylic acid-acrylic ester copolymer/cellulose ether; fillers; anti-microbial agents, de-foaming agents, waxes, matting agents, and pigments may be added to compositions A-E described in Table 1. Also, exemplary embodiments of the invention, such as compositions C-E, need not comprise each and every component, as shown in Table 1.

[0018] Moreover, exemplary embodiments of the invention comprise a polymeric, elastomeric, or latex composition having a viscosity in the range of approximately 1-5000 centipoises. Some exemplary embodiments further include the compositions

of Table 1 having a viscosity in the range of 1-100 centipoises and total solids content (TSC) of 20-50%. The compositions C-E are compounded. For example, the polyisoprene latex, the polychloroprene latex, the sulphur dispersion and a stabilizer solution are delivered to a vessel and mixed at approximately 4-15 RPM at a temperature ranging from approximately 5-35°C, as is known by those having skill in the art. Thereafter, an activator, such as zinc oxide, one or more accelerators (ZDBC, ZMBT, ZDEC) and DPTT, and an antioxidant dispersion, are stirred into the mixture and pre-cured for approximately 20-24 hours. Next, a dispersion of ZDEC, a dispersion of SDBC, a solution of xanthogen polysulphide, an antioxidant dispersion, a stabilizer solution, a flow modifier, and, optionally, a de-foaming agent are stirred into the mixture at approximately 4-15 RPM, holding the temperature of the mixture at approximately 5-35°C. This mixture is allowed to mature for approximately 20-40 hours.

[0019] In some embodiments of the invention, the composition, such as compositions C-E from Table 1, is foamed, having dispersed air cells, in a closed- or open-celled structure, in a range of approximately 5 to 70 volumetric percent. In at least one exemplary embodiment, composition C from Table 1 further comprises 0.1-1.5 PHR of an anionic stabilizer, such as sodium linear alkyl benzene sulfonate, or sodium alkyl sulfates, or straight chain carboxylates, such as potassium laurate, potassium caprylate, and the like; and 0.1-3.0 PHR of a thixotropic agent, such as sulfosuccinimates, e.g., sodium N-alkylsulphosuccinimates, disodium N-alkylsulphosuccinimates, and the like.

[0020] Figure 1 depicts a glove 100 comprising a polymeric layer 116, according to embodiments of the present invention. The glove 100 includes a thin layer 116 comprising a composition of polyisoprene and polychloroprene, or blends thereof, as described above, and thumb 102, fingers 104, 106, 108, and 110 and, optionally, cuff 112 and ring 114. Glove 100 further comprises an internal opening 120 for receiving a hand.

[0021] Figure 2 depicts an exemplary flow diagram for a method 200 for producing an article according to embodiments of the invention. The article may be a protective barrier article, such as a surgical or examination glove, a glove having a

fabric liner in which a polymeric layer is disposed thereon as a coating, a condom, or other typical articles comprising polymeric coatings. The method 200 begins at step 202 and proceeds to step 204, at which point a former, such as a glove-shaped former, has a coagulant applied thereto, such as a powdered coagulant or powder-free coagulant for an unsupported glove (or spraying/dipping into an aqueous or alcoholic solution between 1.5-30% calcium nitrate or calcium citrate for a supported glove, i.e., a powder-free coagulant). Optionally, a former is heated before the application of the coagulant. In some embodiments, the former is heated to approximately 50-90°C. At step 206, the method 200 proceeds to dipping the former into a foamed or unfoamed composition, as shown in, for example, Table 1, forming a layer of gelled composition. In some exemplary embodiments, the temperature of the composition in which the former is dipped ranges from approximately 5-35°C.

[0022] Embodiments according to the invention also include a foamed polymeric, elastomeric, or latex composition, i.e., dispersed air cells in a range of 1 to 70 volumetric percent, forming closed cells or open cells with interconnected porosity in the coating. Methods for incorporating foamed compositions having air contents between, for example, 1-70% are described in Woodford et al., US Pat. No. 7,048,884, which is commonly assigned and incorporated herein in its entirety. Other methods for foaming compositions having a composition comprising polyisoprene and polychloroprene are described in US Serial No. 61/969,999, which is commonly assigned and incorporated herein in its entirety.

[0023] At step 208 the gelled composition layer is leached in an aqueous solution, for e.g., in water, and, in some embodiments, hot water, such as water at a temperature between 50-90°C.

[0024] The method 200 proceeds to step 210, at which point the layer of gelled composition has its surface rendered less tacky, such as by chlorinating the glove or by the disposition of a polymer coating. The polymer coating may include, for example, a layer of a polyurethane and a wax at a temperature of 10-35°C, approximately 2-10 microns thick, disposed on the surface of the article, by methods known to those in the art or, in some embodiments according to the invention, as in US Patent No. 7,084,204, or 6,709,725 which are commonly assigned and

incorporated herein by reference in their entireties. Such layers are disposed on articles to aid in the donning and doffing of the gloves. At step 212, the gelled polymeric layer is cured. Curing is accomplished by heating the glove to an elevated temperature in, for example, any conduction, convection, or radiation oven at, for example, approximately 70-145°C for approximately 30 to 90 minutes. In some exemplary embodiments, the coating is cured at, for example, 120°C for 60 minutes.

[0025] The method 200 next proceeds to step 214, at which point a decision is made whether to leach the article, e.g., a glove, a second time. If the answer is yes, the article is leached at step 216, stripped from the former, and washed in hot water. If the answer is no, the method 200 proceeds directly to step 218, at which point the decision is made whether to siliconize the article. If the answer is yes, the article is siliconized and dried at step 220. Articles may be siliconized by methods known to those in the art or, in some embodiments according to the invention, as in Serial No. 14/107,420, which is commonly assigned and incorporated herein by reference in its entirety.

[0026] The method 200 proceeds to step 222, if the answer to step 218 is no, whereupon the article, whether siliconized or not, is sterilized. Sterilization can be accomplished by, for example, at least one of electron-beam radiation or gamma radiation. The method 200 ends at step 224. It is to be noted that some steps may be omitted from the method 200. For example, the former need not be heated. Likewise, the glove need not be chlorinated. Also, additional steps may be added, for example, applying a powder as an anti-tack agent within the coagulant, which can aid in stripping and inverting the article, particularly if the article is a glove, from the former. The article may also be further processed with offline washing, drying and surface treatment.

[0027] It is further noted that any feature of any embodiment according to the invention can be incorporated within any other embodiment herein. For example, polysulphidic sulphur donors other than those disclosed herein may be added to any composition. Moreover, different compositions comprising other polymeric materials, for example, polyurethanes, styrenic-block copolymers, acrylics, and the like may be admixed therein, creating blends of compositions according to embodiments of the

present invention. Moreover, any composition or blend can comprise anionic stabilizers, accelerators, various thixotropic agents, and the like as are known to those in the art.

[0028] Although only a few exemplary embodiments of the present invention have been described in detail above, those skilled in the art will readily appreciate that many modifications are possible in the exemplary embodiments without materially departing from the novel teachings and advantages of this invention.

[0029] All ranges recited herein include ranges therebetween, and can be inclusive or exclusive of the endpoints. Optional included ranges are from integer values therebetween (or inclusive of one original endpoint), at the order of magnitude recited or the next smaller order of magnitude. For example, if the lower range value is 0.2, optional included endpoints can be 0.3, 0.4 . . . 1.1, 1.2, and the like, as well as 1, 2, 3 and the like; if the higher range is 8, optional included endpoints can be 7, 6, and the like, as well as 7.9, 7.8, and the like. One-sided boundaries, such as 3 or more, similarly include consistent boundaries (or ranges) starting at integer values at the recited order of magnitude or one lower. For example, 3 or more includes 4 or more, or 3.1 or more.

[0030] Publications and references, including but not limited to patents and patent applications, cited in this specification are herein incorporated by reference in their entirety and cited as if each individual publication or reference were specifically and individually indicated to be incorporated by reference herein as being fully set forth.

[0031] The foregoing description of embodiments of the invention comprises a number of elements, devices, machines, components and/or assemblies that perform various functions as described. These elements, devices, machines, components and/or assemblies are exemplary implementations of means for performing their respectively described functions. While the foregoing is directed to embodiments of the present invention, other and further embodiments of the invention may be devised without departing from the basic scope thereof.

CLAIMS

What is claimed is:

1. A polymeric, elastomeric, or latex composition, comprising:
a polyisoprene material;
a polychloroprene material;
at least one polysulphidic sulphur donor; and
at least one accelerator, wherein the composition comprises between 40% to 60% polyisoprene and 40% to 60% polychloroprene and is free from diphenyl guanidine.
2. The composition of claim 1, wherein the composition comprises approximately equal amounts of polyisoprene and polychloroprene.
3. The composition of claim 1, wherein the at least one polysulphidic sulphur donor is at least one of xanthogen polysulphide or dipentamethylene thiuramtetrasulfide.
4. The composition of claim 1, wherein the at least one accelerator is a dithiocarbamate, a thiazole, or a long chain thiuram.
5. The composition of claim 1, wherein the at least one accelerator comprises at least one of zinc dibutyl dithiocarbamate, zinc 2-mercaptobenzothiazole, N-N'-diphenylthiourea, zinc diethyl dithiocarbamate, or sodium dibutyl dithiocarbamate.
6. The composition of claim 1, wherein the at least one accelerator comprises a dithiocarbamate, a thiazole, or a long chain thiuram.
7. The composition of claim 1, wherein the composition is foamed.
8. The composition of claim 1, further comprising an activator.

9. The composition of claim 1, further comprising a sulfosuccinimate.
10. A glove, comprising the composition of claim 1.
11. The glove of claim 10, wherein the glove has a retained tensile strength of at least 95% after aging at 70°C for at least seven days.
12. The glove of claim 10, wherein the glove is powder-free.
13. A method of manufacturing a glove, comprising:
 - coating a glove shaped former with a coagulant solution;
 - dipping the coagulant coated former into a polymeric, elastomeric, or latex coating composition comprising a blend of a polyisoprene material and a polychloroprene material, thereby forming a coating; and
 - curing the coating, wherein the composition comprises approximately equal amounts of polyisoprene and polychloroprene, a polysulphidic sulphur donor, and is free from diphenyl guanidine.
14. The method of claim 13, wherein the composition comprises a sulfosuccinimate.
15. The method of claim 13, further comprising a step for reducing the tackiness of the glove by at least one of a chlorinating step or an applying a polymer film step.

1/2

100

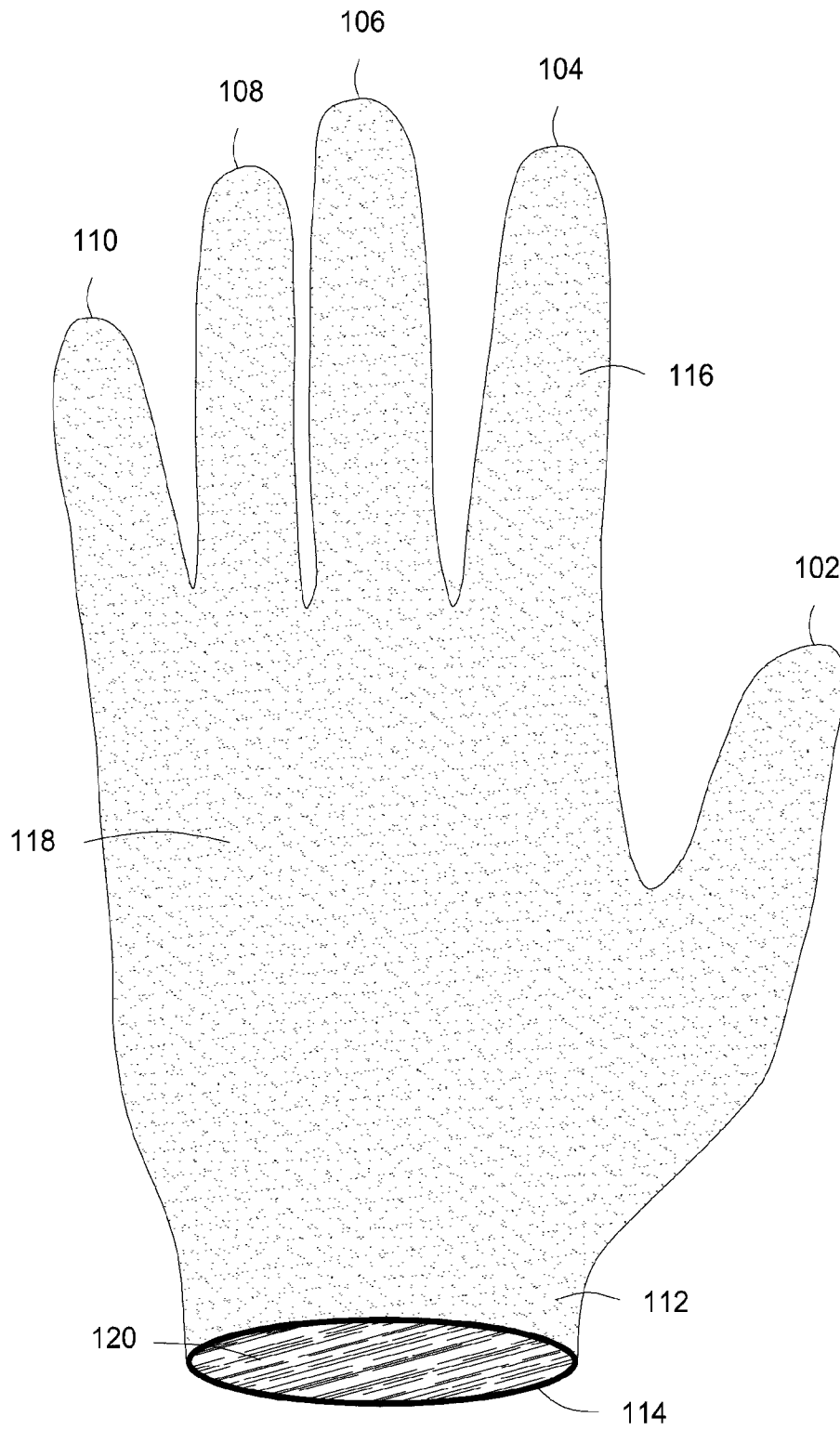


FIG. 1

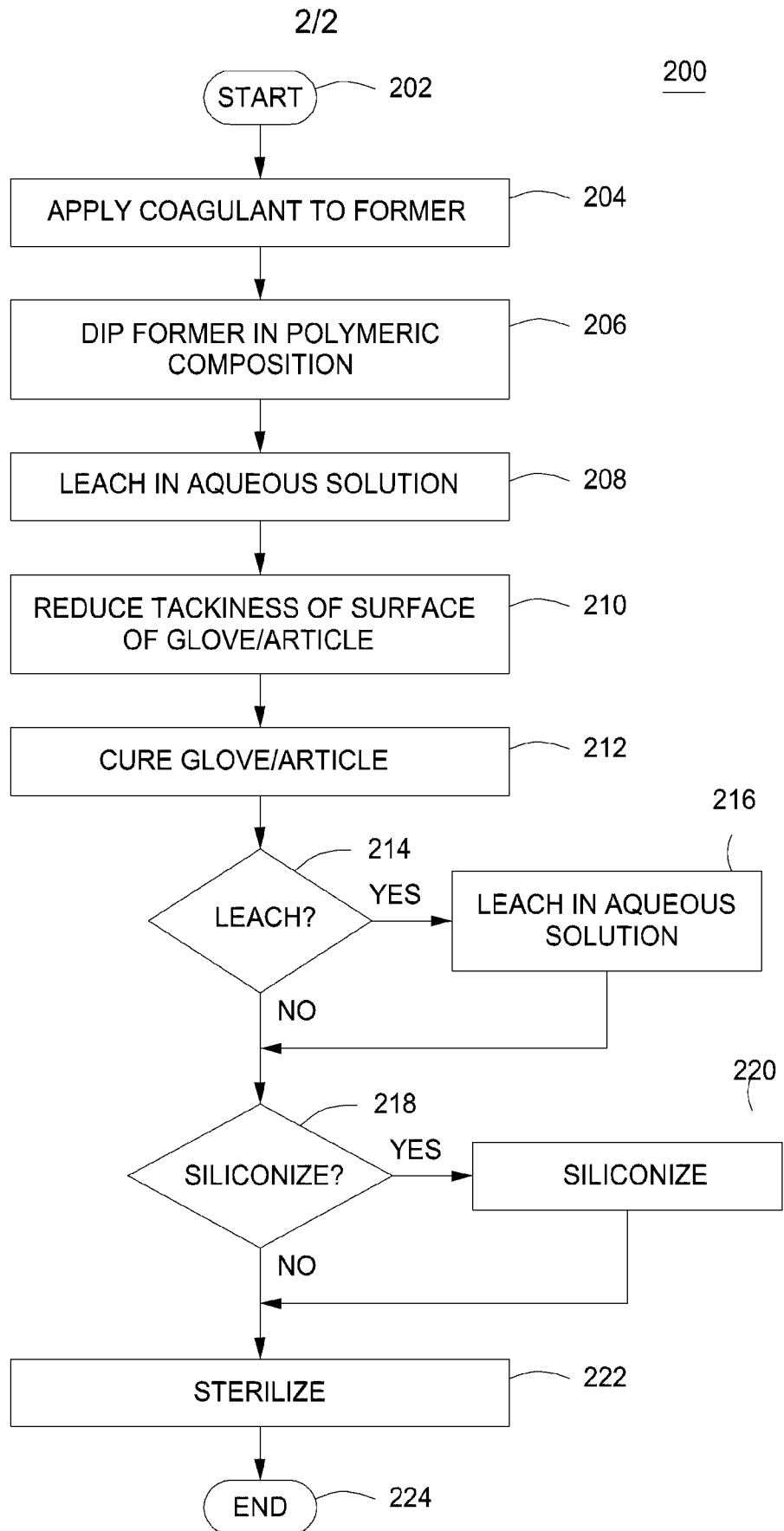


FIG. 2

INTERNATIONAL SEARCH REPORT

International application No.
PCT/AU2015/000067**A. CLASSIFICATION OF SUBJECT MATTER****C08L 11/02(2006.01)i, C08L 9/00(2006.01)i, C08K 5/372(2006.01)i, C08K 5/40(2006.01)i**

According to International Patent Classification (IPC) or to both national classification and IPC

B. FIELDS SEARCHED

Minimum documentation searched (classification system followed by classification symbols)

C08L 11/02; C08L 1/00; B29C 41/14; C08L 11/00; C09D 111/02; C08F 226/00; B29C 41/20; C08K 5/50; C09D 153/02; C08L 9/00; C08K 5/372; C08K 5/40

Documentation searched other than minimum documentation to the extent that such documents are included in the fields searched

Korean utility models and applications for utility models
Japanese utility models and applications for utility models

Electronic data base consulted during the international search (name of data base and, where practicable, search terms used)

eKOMPASS(KIPO internal) & keywords: powder-free gloves, polyisoprene, polychloroprene, polysulphidic sulphur donor, accelerator, diphenyl guanidine

C. DOCUMENTS CONSIDERED TO BE RELEVANT

Category*	Citation of document, with indication, where appropriate, of the relevant passages	Relevant to claim No.
X	US 2012-0021155 A1 (CHEN, S. F. et al.) 26 January 2012 See paragraphs [0016], [0020], [0032], [0042], [0050], [0070]-[0071], [0075], [0077], [0079]; and claims 9, 15-16, 19.	1-6, 8-15
Y		7
Y	US 7048884 B2 (WOODFORD, J. M. D. et al.) 23 May 2006 See column 6, line 51- column 7, line 24; and claim 1.	7
A	US 2005-0065249 A1 (DZIKOWICZ, R. T.) 24 March 2005 See abstract; and claims 1-6.	1-15
A	US 3962179 A (CHEN, M. C.) 8 June 1976 See abstract; and claims 1-4.	1-15
A	US 6242526 B1 (SIDDIQUI, A. et al.) 5 June 2001 See abstract; and claims 1-10.	1-15

 Further documents are listed in the continuation of Box C. See patent family annex.

* Special categories of cited documents:

"A" document defining the general state of the art which is not considered to be of particular relevance

"E" earlier application or patent but published on or after the international filing date

"L" document which may throw doubts on priority claim(s) or which is cited to establish the publication date of another citation or other special reason (as specified)

"O" document referring to an oral disclosure, use, exhibition or other means

"P" document published prior to the international filing date but later than the priority date claimed

"T" later document published after the international filing date or priority date and not in conflict with the application but cited to understand the principle or theory underlying the invention

"X" document of particular relevance; the claimed invention cannot be considered novel or cannot be considered to involve an inventive step when the document is taken alone

"Y" document of particular relevance; the claimed invention cannot be considered to involve an inventive step when the document is combined with one or more other such documents, such combination being obvious to a person skilled in the art

"&" document member of the same patent family

Date of the actual completion of the international search

29 April 2015 (29.04.2015)

Date of mailing of the international search report

29 April 2015 (29.04.2015)

Name and mailing address of the ISA/KR

International Application Division
Korean Intellectual Property Office
189 Cheongsa-ro, Seo-gu, Daejeon Metropolitan City, 302-701,
Republic of Korea

Facsimile No. ++82 42 472 7140

Authorized officer

KIM, Dong Seok

Telephone No. +82-42-481-5405



INTERNATIONAL SEARCH REPORT

Information on patent family members

International application No.

PCT/AU2015/000067

Patent document cited in search report	Publication date	Patent family member(s)	Publication date
US 2012-0021155 A1	26/01/2012	AU 2013-270682 A1	31/01/2013
		CA 2802956 A1	29/12/2011
		CN 103025514 A	03/04/2013
		EP 2585289 A1	01/05/2013
		JP 2013-534555 A	05/09/2013
		KR 10-2013-0141429 A	26/12/2013
		US 8980391 B2	17/03/2015
		WO 2011-163662 A1	29/12/2011
US 7048884 B2	23/05/2006	AT 420756 T	15/01/2009
		AU 2001-143001 A	20/08/2001
		AU 782156 B2	07/07/2005
		DE 60137404 D1	05/03/2009
		EP 1254002 A1	06/11/2002
		EP 1254002 A4	23/05/2007
		EP 1254002 B1	14/01/2009
		ES 2319099 T3	04/05/2009
		JP 2003-530236 A	14/10/2003
		US 2003-0090037 A1	15/05/2003
		US 2006-0179541 A1	17/08/2006
		US 2010-0095429 A1	22/04/2010
		US 8192834 B2	05/06/2012
		WO 01-58656 A1	16/08/2001
US 2005-0065249 A1	24/03/2005	CN 100528952 C	19/08/2009
		CN 1856537 A	01/11/2006
		CN 1856537 C0	01/11/2006
		EP 1664182 A2	07/06/2006
		EP 1664182 A4	28/12/2011
		EP 1664182 B1	24/04/2013
		MX PA06003355 A	08/06/2006
		MY 138914 A	28/08/2009
		US 7041746 B2	09/05/2006
		WO 2005-035589 A2	21/04/2005
		WO 2005-035589 A3	07/07/2005
US 03962179 A	08/06/1976	None	
US 6242526 B1	05/06/2001	AU 1998-60428 B2	06/06/2002
		AU 1999-51332 A1	21/02/2000
		AU 1999-54603 A1	21/02/2000
		AU 5133299 A	21/02/2000
		CA 2278656 A1	30/07/1998
		CA 2278656 C	08/09/2009
		CA 2338709 A1	10/02/2000
		CA 2338709 C	26/05/2009
		CA 2338813 A1	10/02/2000
		EP 0960134 A1	04/06/2003
		EP 0960134 B1	28/01/2004

INTERNATIONAL SEARCH REPORT

Information on patent family members

International application No.

PCT/AU2015/000067

Patent document cited in search report	Publication date	Patent family member(s)	Publication date
		EP 1102794 A1	30/05/2001
		EP 1102794 B1	25/02/2004
		EP 1105429 A1	13/06/2001
		JP 2001-509195 A	10/07/2001
		US 2002-0040092 A1	04/04/2002
		US 2004-0092632 A1	13/05/2004
		US 6492445 B2	10/12/2002
		US 6900265 B2	31/05/2005
		WO 00-06611 A1	10/02/2000
		WO 00-06612 A1	10/02/2000
		WO 98-32773 A1	30/07/1998