

Smith & Winston, *2. Sheets, Sheet 1.*

Coffin.

No. 111,393.

Patented Jan. 31. 1871.

Fig. 1.

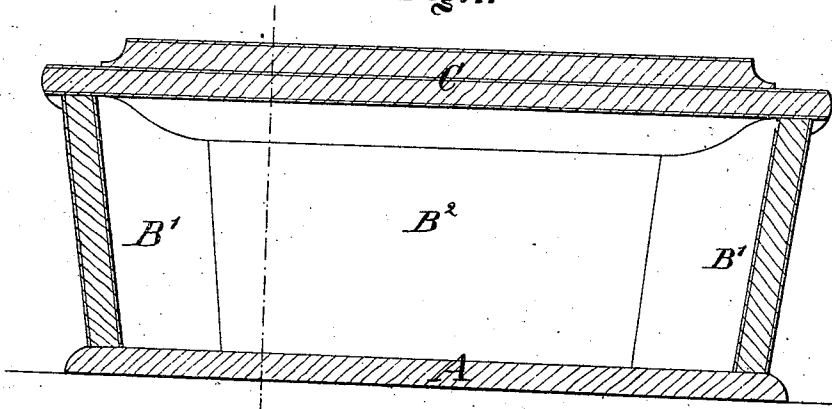


Fig. 2.

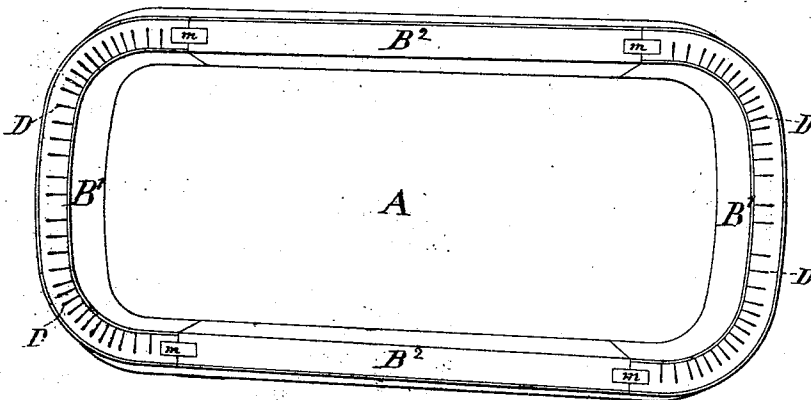
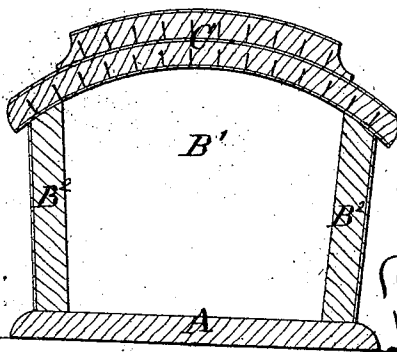


Fig. 3.



Witnesses.  
A. Hoernmann.  
Chas. J. Colyer

Inventors  
E. W. Smith  
J. D. Winston  
by their attorney W. D. Weston

Smith & Winston,

2, Streets, Street 2.

Coffin.

No. 111,393.

Patented Jan. 31, 1871.

Fig. 4.

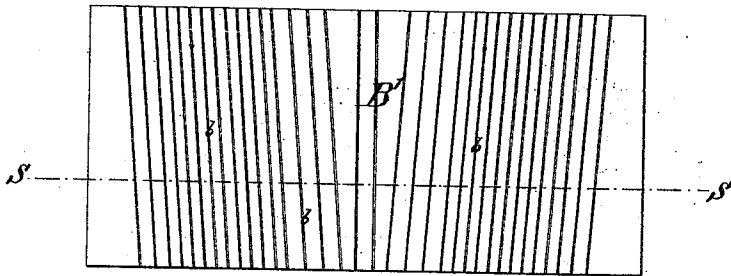


Fig. 5.

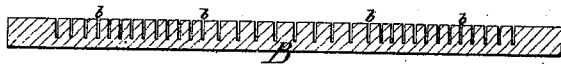


Fig. 6.

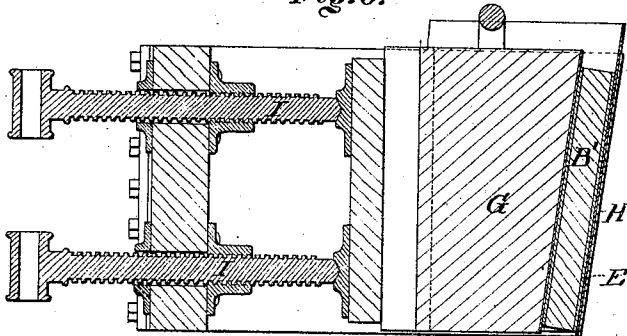
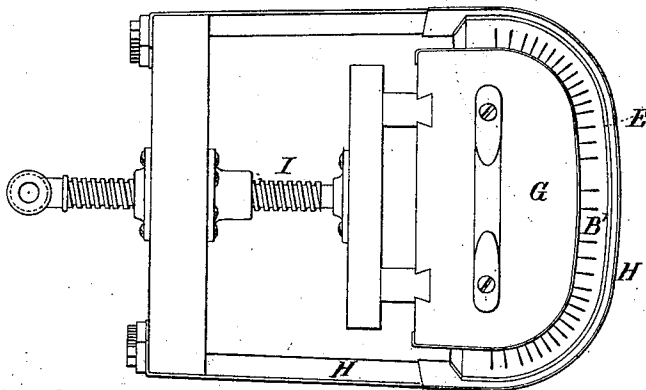


Fig. 7.



Witnesses.

A. Hoermann.

Chas. Colyer

Inventors.

E. J. Smith  
W. Winston  
In their attorn. J. H. Wilson

# United States Patent Office.

EDWARD T. SMITH AND JOSEPH S. WINSTON, OF NEW YORK, N. Y., ASSIGNORS TO THEMSELVES AND C. H. GWYER, OF SAME PLACE.

Letters Patent No. 111,393, dated January 31, 1871.

## IMPROVEMENT IN BURIAL-CASKETS.

The Schedule referred to in these Letters Patent and making part of the same.

*To all whom it may concern:*

Be it known that we, EDWARD T. SMITH, and JOSEPH S. WINSTON, of the city and county of New York, in the State of New York, have invented certain new and useful Improvements in Burial-Caskets; and we do hereby declare that the following is a full and exact description thereof.

Our improvement presents a better appearance, with less labor, than any ordinary plan.

The shape about the ends is particularly important. A rounded or semi-cylindrical form has been given to the head; but this has been found not consistent with the severe taste applied to this subject.

We have invented a form with flared ends, having the corners rounded and the centers nearly flat, which is considered peculiarly tasteful and solemn.

We round the corners at the head and make the material extend continuously from one side around the end into the other side.

With suitable apparatus and facilities we form strong and rigid heads, maintaining exactly the curve desired, at little more expense than putting together the most ordinary plain boards.

We will first describe what we consider the best means of carrying out our invention, and will afterward designate the points which we believe to be new therein.

The accompanying drawing forms a part of this specification.

Figure 1 is a longitudinal section of a coffin, or more properly a casket, constructed according to our invention;

Figure 2 is a plan view of the same, with the cover removed; and

Figure 3 is a cross-section.

The remaining figures show the end portions at several stages of the manufacture.

Figure 4 is a face view of the stuff after it has been keyed.

Figure 5 is a section of the same on line S S.

Figure 6 is a section of the same end piece and of the press in which it is bent or moulded into the exactly proper form.

Figure 7 is a plan view of the same.

Similar letters of reference indicate like parts in all the figures.

A is the bottom.

B' B', &c., the upright flared portion, which gives the principal part of the height.

We will use the letter B alone to indicate the ends and sides, considered collectively.

C is the top or cover.

The bottom may be formed in the ordinary manner. We will assume that is a common plane board.

The top may be made in any ordinary or suitable manner; but we prefer a panel-top considerably arched, as represented.

It being understood that these sides and ends must be correspondingly formed when the top is arched, we will proceed to describe the end pieces B' B'.

We make the head and a small portion of each side in one piece, and then join it by an ordinary splice to the sides, which may be made in the usual manner.

We have indicated the splices by *m* and the sides proper by B', while the ends and the portions immediately adjacent are represented by B'.

The saw-kerfs therein are denoted *b*.

By the mode now described of manufacturing the ends in this form separate from the sides, presses of moderate size may be made to serve. We propose, in some instances, to manufacture and sell the ends to other manufacturers, allowing them to apply them as they may require.

We claim—

1. The burial-casket end herein described, being kerfed, glued, veneered, and compressed into the flared and elliptically-curved form, substantially as herein described.

In testimony whereof we have hereunto set our names in presence of two subscribing witnesses.

E. T. SMITH.  
J. S. WINSTON.

Witnesses:

A. HOERMANN,  
THOMAS D. STETSON.