



US00D661070S

(12) **United States Design Patent**
Della Valle et al.

(10) **Patent No.:** **US D661,070 S**

(45) **Date of Patent:** **** Jun. 5, 2012**

(54) **SHOE**

(75) Inventors: **Andrea Della Valle**, Sant’Elpidio a Mare (IT); **Sylvie Bourdin**, Sant’Elpidio a Mare (IT)

(73) Assignee: **TOD’S S.p.A.**, Sant’Elpidio a Mare (Fermo)

(**) Term: **14 Years**

(21) Appl. No.: **29/377,617**

(22) Filed: **Oct. 22, 2010**

(30) **Foreign Application Priority Data**

Apr. 22, 2010 (EM) 001698549

(51) **LOC (9) Cl.** **02-04**

(52) **U.S. Cl.** **D2/935; D2/925**

(58) **Field of Classification Search** D2/916,
D2/917.919, 925–942, 946, 950, 964–966,
D2/969, 971; 36/10, 11.5, 100–102

See application file for complete search history.

(56) **References Cited**

U.S. PATENT DOCUMENTS

D14,901 S *	3/1884	Hatfield	D2/935
D54,218 S *	11/1919	Mazanec et al.	D2/926
D86,798 S *	4/1932	Miller	D2/935
D92,764 S *	7/1934	Miller	D2/937
D282,121 S *	1/1986	Kamali	D2/908
D312,166 S *	11/1990	Smith	D2/902
D333,549 S *	3/1993	Schoening, Jr.	D2/935
D540,516 S	4/2007	Weitzman	

* cited by examiner

Primary Examiner — Dominic Simone

(74) *Attorney, Agent, or Firm* — Knobbe, Martens, Olson & Bear, LLP

(57) **CLAIM**

The ornamental design for a shoe, as shown and described.

DESCRIPTION

FIG. 1 is a front elevational view of a shoe showing our new design.

FIG. 2 is a rear elevational view thereof.

FIG. 3 is a left side elevational view thereof.

FIG. 4 is a right side elevational view thereof.

FIG. 5 is a top plan view thereof.

FIG. 6 is a bottom view thereof; and,

FIG. 7 is a perspective view thereof.

1 Claim, 6 Drawing Sheets



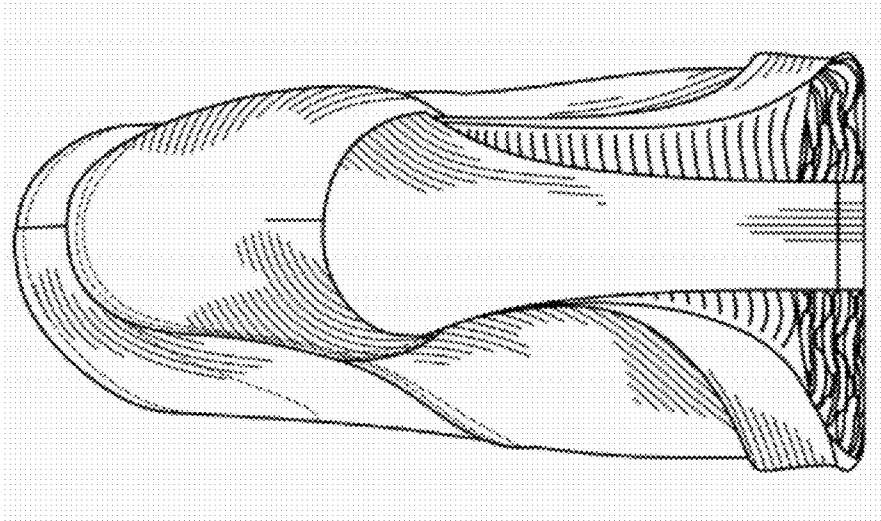


FIG. 2

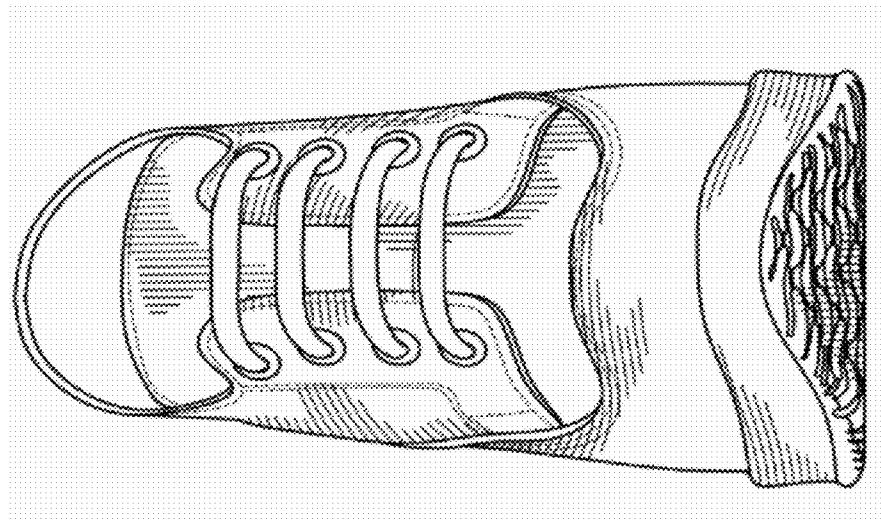


FIG. 1

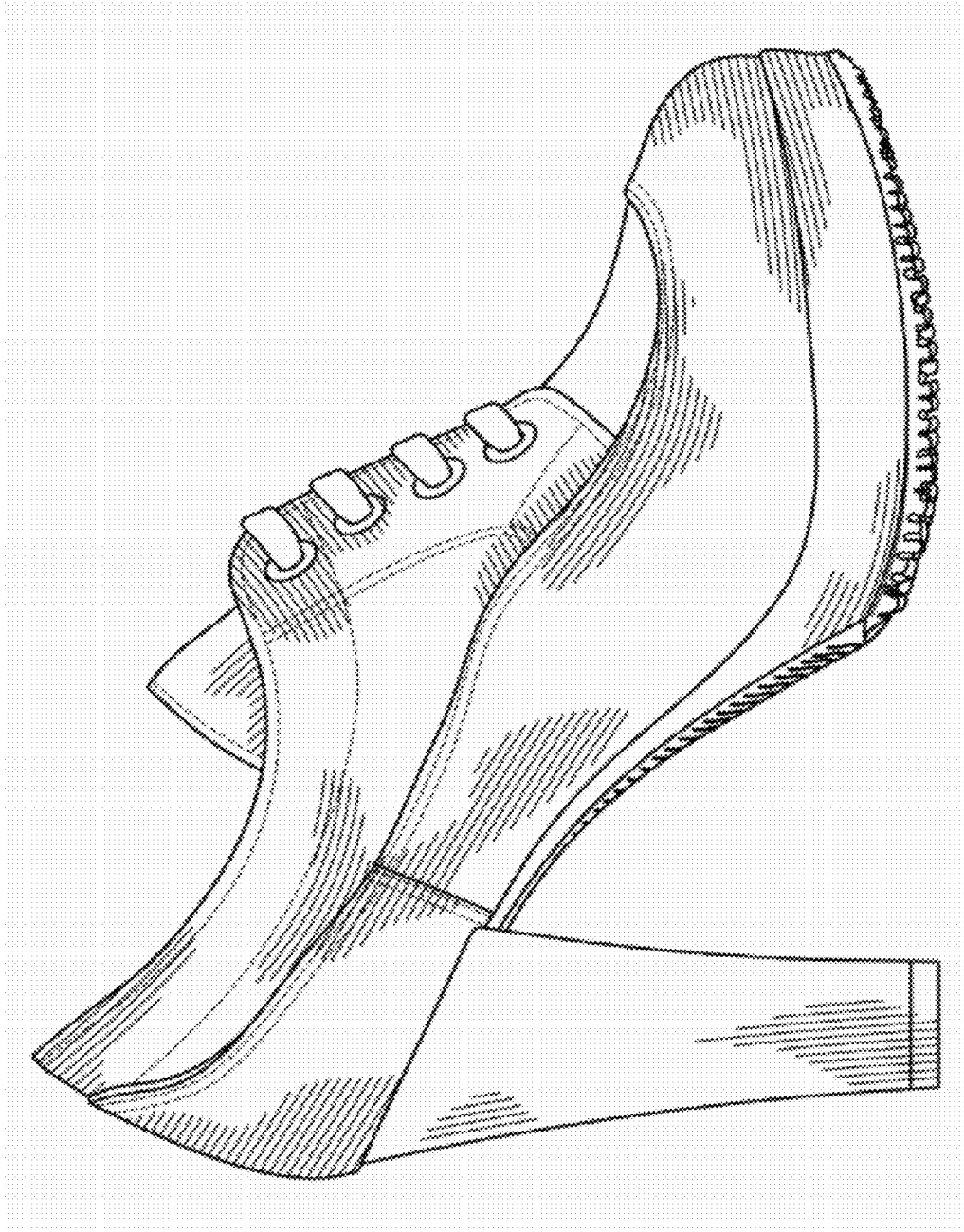


FIG. 3

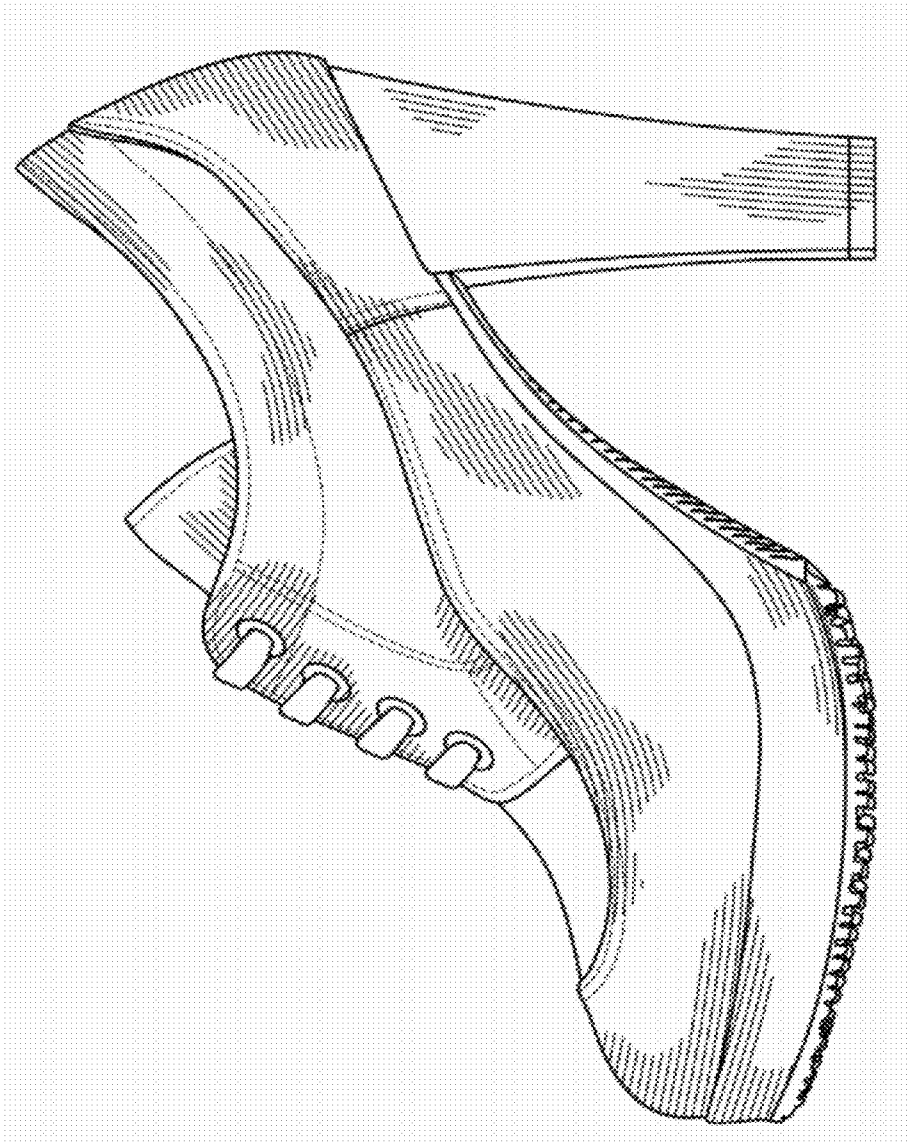


FIG. 4

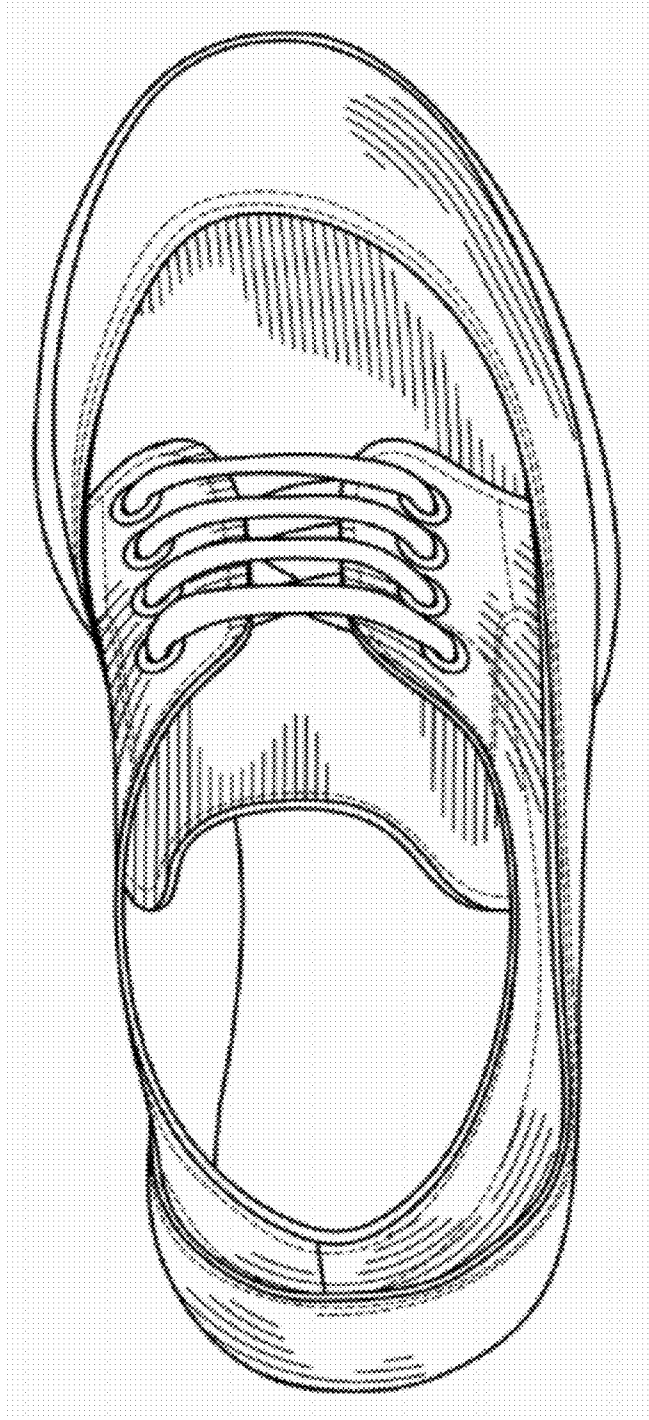


FIG. 5

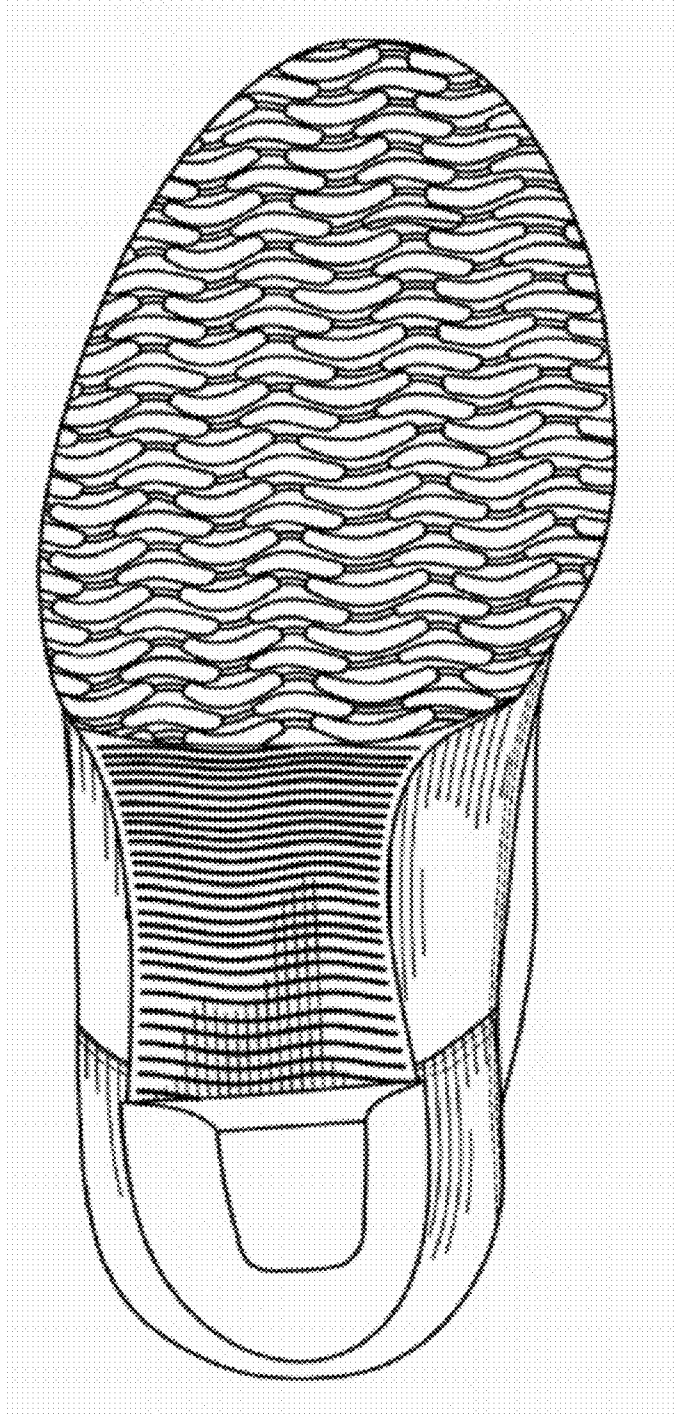


FIG. 6



FIG. 7