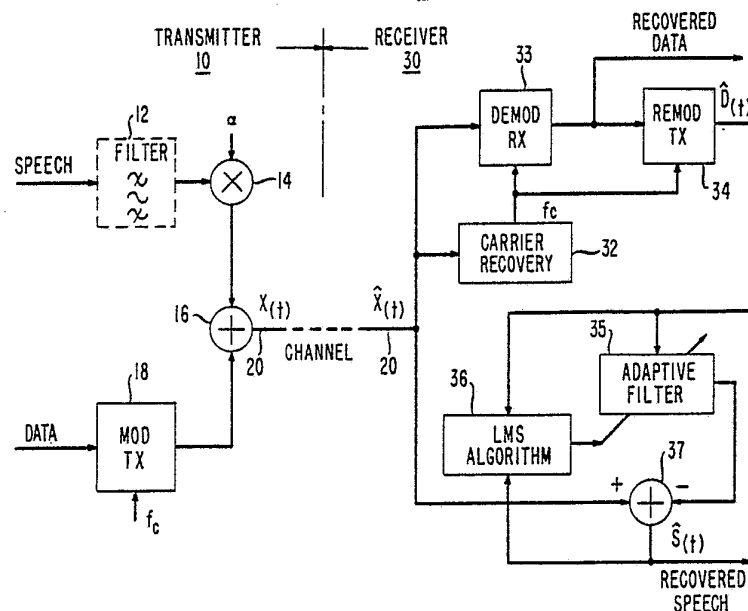




## INTERNATIONAL APPLICATION PUBLISHED UNDER THE PATENT COOPERATION TREATY (PCT)

<p>(51) International Patent Classification<sup>3</sup> : H04J 1/20</p>	<p>A1</p>	<p>(11) International Publication Number: WO 84/ 04217 (43) International Publication Date: 25 October 1984 (25.10.84)</p>
<p>(21) International Application Number: PCT/US84/00484 (22) International Filing Date: 2 April 1984 (02.04.84) (31) Priority Application Number: 483,879 (32) Priority Date: 11 April 1983 (11.04.83) (33) Priority Country: US  (71) Applicant: AMERICAN TELEPHONE &amp; TELEGRAPH COMPANY [US/US]; 550 Madison Ave., New York, NY 10022 (US). (72) Inventors: NASH, Randy, David ; 2131 Aldrin Road, Apr. 15B, Ocean, NJ 07712 (US). WONG, Wai, Choong ; 56 Strathmore Gardens, Aberdeen, NJ 07747 (US). (74) Agents: HIRSCH, A., E., Jr. et al.; Post Office Box 901, Princeton, NJ 08540 (US).</p>		<p>(81) Designated States: BE (European patent), DE (European patent), FR (European patent), GB (European patent), JP, NL (European patent), SE (European patent).  <b>Published</b> <i>With international search report.</i></p>

## (54) Title: SIMULTANEOUS TRANSMISSION OF SPEECH AND DATA OVER AN ANALOG CHANNEL



## (57) Abstract

A technique for transmitting an entire analog speech signal ( $S(t)$ ) and a modulated data signal ( $D(t)$ ) over a transmission channel (20) such as a common analog telephone speech channel. The present technique multiplexes the entire modulated data signal within the normal analog speech signal frequency band where the speech is present and its signal power density characteristic is at a low level. Separation of the speech and data signals at the receiver (30) is effected by recovering the modulation carrier frequency ( $f_c$ ) and demodulating (33) the receiver signal ( $X(t)$ ) to recover the data signal. The data signal is then remodulated (34) with the recovered carrier and is convolved with an arbitrary channel impulse response in an adaptive filter (35) whose output signal is subtracted (37) from the received composite data and speech signal ( $X(t)$ ) to generate the recovered speech signal ( $S(t)$ ). To improve the recovered speech signal, a least mean square algorithm (36) is used to update the arbitrary channel impulse response output signal of the adaptive filter (35).

**FOR THE PURPOSES OF INFORMATION ONLY**

Codes used to identify States party to the PCT on the front pages of pamphlets publishing international applications under the PCT.

AT	Austria	KR	Republic of Korea
AU	Australia	LI	Liechtenstein
BE	Belgium	LK	Sri Lanka
BG	Bulgaria	LU	Luxembourg
BR	Brazil	MC	Monaco
CF	Central African Republic	MG	Madagascar
CG	Congo	MR	Mauritania
CH	Switzerland	MW	Malawi
CM	Cameroon	NL	Netherlands
DE	Germany, Federal Republic of	NO	Norway
DK	Denmark	RO	Romania
FI	Finland	SD	Sudan
FR	France	SE	Sweden
GA	Gabon	SN	Senegal
GB	United Kingdom	SU	Soviet Union
HU	Hungary	TD	Chad
JP	Japan	TG	Togo
KP	Democratic People's Republic of Korea	US	United States of America

- 1 -

SIMULTANEOUS TRANSMISSION OF SPEECH AND DATA OVER  
AN ANALOG CHANNEL

The present invention relates to a technique for  
5 the simultaneous transmission of speech and data over an  
analog channel. More particularly, an entire analog speech  
signal and a modulated data signal are capable of being  
transmitted over an analog channel by the multiplexing of  
the entire data signal within the portion of the normal  
10 analog speech signal frequency band where the speech signal  
is present and the power density characteristic thereof is  
low.

Existing analog transmission facilities would be  
more efficient if speech and data could be simultaneously  
15 transmitted over the same channel. Preferably, such  
proposal should not compromise the recovered speech and  
data qualities, neither should there be an expansion in the  
bandwidth requirements. At the same time, it is desirable  
to have a system which is simple and cost-effective.

20 A method of transmitting data and speech signals  
in a telephone system in which communication is effected  
via a radio link is disclosed in U. S. Patent 4,280,020  
issued to L. E. Schnurr on July 21, 1981. There the data  
and speech signals are separated in the frequency domain  
25 and transmitted in respective separate sideband channels,  
the data sideband channel containing sidebands generated by  
time coding an otherwise continuous wave signal.

A spread spectrum arrangement for  
(de)multiplexing speech signals and nonspeech signals is  
30 disclosed in U. S. Patent 4,313,197 issued to N. F.  
Maxemchuk on January 26, 1982. There, at the transmitter,  
a block of speech signals may be converted from the time  
domain to a frequency domain by a Fourier transformation.  
A Fourier component may be pseudo-randomly selected from a  
35 subset of such components. Responsive to the selected  
components, a prediction of the component may be



- 2 -

substituted therefor, the prediction being thereafter modified, e.g., by its amplitude being incremented or decremented to reflect the multiplexing of a logic 1 or a logic 0 nonspeech signal. The modified prediction may be  
5 converted back to the time domain for transmission to the receiver. At the receiver, a parallel demultiplexing occurs for extracting speech signals and nonspeech signals for the multiplexed signals.

Recently several systems have been proposed to  
10 send speech and data simultaneously which exploit the properties of the Short Time Fast Fourier Transform (FFT) and the statistical properties of speech. For example, in the article "Simultaneous Transmission of Speech and Data using Code-Breaking Techniques" by R. Steele et al in BSTJ,  
15 Vol. 60, No. 9, November 1981 at pages 2081-2105, a system whereby speech is used as a data carrier is proposed. More particularly, the speech, sampled at 8 kHz, is divided into blocks of N samples, and provided the correlation coefficient and mean square value of the samples exceed  
20 system thresholds, data is allowed to be transmitted. If the data is a logical 0, the samples are sent without modification; however, if a logical 1 is present, frequency inversion scrambling of the samples occurs. The receiver performs the inverse process to recover both the speech and  
25 data. These techniques can be quite complex and require careful timing and non-dispersive channels.

The problem remaining is to provide a technique for the simultaneous transmission of speech and data over a channel which is simple and cost effective and does not  
30 require an expansion in bandwidth requirements.

The foregoing problem has been solved in accordance with the present invention which relates to a technique for the simultaneous transmission of speech and data over an analog channel. More particularly, an entire  
35 analog speech signal and a modulated data signal are capable of being transmitted over a normal analog channel by the multiplexing of the data signal within the portion



- 3 -

of the normal analog speech signal frequency band where the speech signal is present and the power density characteristic thereof is low.

It is an aspect of the present invention to provide a receiver for recovering from an analog transmission channel, which includes a predetermined channel bandwidth, each of a simultaneously received analog speech signal and a modulated data signal, where the analog speech signal includes a predetermined power density characteristic over the bandwidth of the analog transmission channel and the data signal is received in the portion of the analog transmission channel frequency band where the power density characteristic of the analog speech signal is at a minimal level. At the receiver the data is detected and is remodulated and then subtracted, via an adaptive filter, from the transmitted and received signal to yield the recovered speech. The weights used in the adaptive filter are adjusted by a device implementing the least mean square algorithm to enable maximum removal of the data signal from the received composite speech and data signal.

Other and further aspects of the present invention will become apparent during the course of the following description and by reference to the accompanying drawings.

Referring now to the drawings, in which like numerals represent like parts in the several views:

FIG. 1 is a block diagram of a preferred transmitter and receiver arrangement for transmitting simultaneous speech and Multilevel Phase Shift Keyed (MPSK) modulated data signals;

FIG. 2 is a plot of the power density (db) vs frequency averaged for exemplary speech spoken by male and female speakers and a predetermined baud rate data signal transmitted in accordance with the present invention;

FIG. 3 illustrates exemplary curves of the Bit Error Rate (BER) vs data-to-speech power ratio (DSPP) for a



- 4 -

data bit rate of 500 bits/sec. for Binary Phase Shift Keyed (BPSK) data carrier frequencies ranging from 500 to 2500 Hz and for Gaussian noise; and

FIG. 4 are plots of exemplary BER vs DSPR curves for bit rates between 250 and 1000 bits/sec., where the BPSK data carrier frequency is 2500 Hz.

A block diagram of a preferred arrangement of a system in accordance with the present invention which transmits analog speech and data signals simultaneously is shown in FIG. 1. The system comprises a transmitter which receives a speech signal and a data signal as inputs from external sources not shown. The speech signal can be bandpass filtered in optional filter 12 to an exemplary frequency band of, for example, 200 Hz to 3200 Hz if desired. The resultant speech signal  $S(t)$  is then scaled by a factor  $\alpha$  in multiplier 14 and transmitted to an adder 16. The input data signal is modulated in a modulator 18 with a predetermined carrier frequency  $f_c$ , which hereinafter will take the exemplary form of a Multilevel Phase Shift Keyed (MPSK) carrier within the analog speech signal frequency band of, for example, 2500 Hz to generate a MPSK modulated data signal  $D(t)$  which can include raised cosine pulse shaping. The resultant exemplary MPSK modulated data signal is added to the weighted speech signal in adder 16 to produce the transmitted signal  $X(t)$  over the analog transmission channel 20. The transmitted signal can be defined as

$$X(t) = D(t) + \alpha S(t).$$

In the present system, the transmitted signal  $X(t)$  passes through an analog transmission channel 20. To a first approximation, this channel can be described by its impulse response,  $H_{ch}(t)$ . The receiver 30 sees the transmitted signal  $\hat{X}(t)$  as the convolution of the channel impulse response and the transmitted signal, i.e.,

35



- 5 -

$$\begin{aligned}\hat{X}(t) &= (D(t) + \alpha S(t)) * H_{ch}(t) \\ &= (D(t) * H_{ch}(t)) + (\alpha S(t) * H_{ch}(t)).\end{aligned}\quad (1)$$

5 Receiver 30 recovers the data portion of the received signal  $\hat{X}(t)$  in a conventional manner using any suitable carrier recovery arrangement 32 and MPSK demodulator 33. The performance of the data signal recovery portion of receiver 30 depends largely upon the  
10 system parameter  $\alpha$ . From equation (1) it can be seen that the data signal  $D(t)$  must be detected in the presence of the speech signal  $S(t)$ . The system parameter  $\alpha$  is adjusted to make the speech power,  $\sigma_s^2$ , small enough for reliable data recovery.

15 The speech signal is recovered by subtracting the data signal  $\hat{D}(t)$  component from the appropriately synchronized composite signal  $\hat{X}(t)$ . This is accomplished by first regenerating the data signal  $\hat{D}(t)$  in MPSK remodulator 34, which corresponds in function to MPSK  
20 modulator 18 at the transmitter 10. Timing for the MPSK remodulator 34 is obtained from the carrier recovery circuit 32. The data signal  $\hat{D}(t)$  is not subtracted directly from the received composite signal  $\hat{X}(t)$  to recover the speech signal  $\hat{S}(t)$  until the effects of channel 20 have  
25 been accounted for. To do this, an estimate of the channel response  $H_{ch}(t)$  must be made after which the speech signal  $\hat{S}(t)$  is recovered via

$$\hat{S}(t) = [(D(t) * H_{ch}(t)) + (\alpha S(t) * H_{ch}(t))] - (\hat{D}(t) * \hat{H}_{ch}(t)). \quad (2)$$

The problem of estimating the channel response  
30  $\hat{H}_{ch}(t)$  knowing the data signal  $D(t)$  and not knowing the random variable speech signal  $S(t)$  is solved in accordance with the present invention by the use of an adaptive filter 35. Presently, an adaptive Finite Impulse Response (FIR) filter whose weights are adjusted by the least mean  
35 square (LMS) algorithm via device 36 is used for adaptive



- 6 -

filter 35. A typical arrangement is shown in FIG. 29 of the article "Adaptive Noise Cancelling: Principles and Applications" by B. Widrow et al in Proceedings of the IEEE, Vol. 63, No. 12, December 1975 at page 1709.

5           The performance of a MPSK receiver, comprising Carrier Recovery circuit 32 and MPSK demodulator 33, with Gaussian interference is well understood. However, when the interference is speech, the receiver performance requires special attention. White Gaussian noise has a  
10 uniform frequency distribution, so when the data bit-error-rate (BER) is looked at, the MPSK carrier frequency is not important. The power density of speech is not uniform with frequency, but rather decreases rapidly as the frequency increases as shown in FIG. 2 for curve 40. In  
15 this case the MPSK carrier frequency is expected to play an important role in the BER performance since it is only that portion of the interference falling within the same bandwidth as the data signal which contributes to its detriment. A typical data signal with a Binary Phase Shift  
20 Keyed (BPSK) carrier frequency of 2500 Hz and baud rate of, for example, 250 is also shown in FIG. 2 as curve 41 superimposed on speech signal curve 40.

          It has been found that for a given data-to-speech power ratio (DSPR), better BER performance is obtained when  
25 a higher carrier frequency is selected as shown in FIG. 3 using a matched filter receiver. FIG. 4 shows the BER performance for different DSPRs when different data rates are used. In FIG. 4, the BPSK carrier frequency used is the exemplary 2.5 kHz and, as shown, the higher data rates  
30 require a higher DSPR for a given BER. As mentioned hereinbefore, the parameter  $\alpha$  is adjusted to make the speech power small enough for reliable data recovery. The value of  $\alpha$  can be easily determined from the DSPR as

$$35 \quad \alpha = 10 \left( \frac{\text{DSPR}_{\text{db}}}{20} \right) \quad (3)$$



- 7 -

The degree to which the speech signal can be recovered from the composite data and speech signal received in receiver 30 is limited primarily by how well the channel 20 response  $H_{ch}(t)$  can be estimated using equation (2). Adaptive FIR filter 35, configured for adaptive cancellation, is found to be very efficient in solving such problems where the regenerated data signal  $\hat{D}(t)$  from remodulator 34 is convolved with an arbitrary impulse response  $\hat{H}(t)$ . The resultant signal is then subtracted in subtractor 37 from the composite signal  $\hat{X}(t)$  which is synchronized to  $\hat{D}(t)$  by any suitable means, such as a delay in the + input leg to subtractor 37 in FIG. 1, leaving the recovered speech  $\hat{S}(t)$ . To improve the estimate of the recovered speech, a least mean square (LMS) algorithm is used via circuit 36 to update the impulse response  $\hat{H}(t)$ , i.e.,

$$\hat{H}(t+1) = \hat{H}(t) + \mu \hat{S}(t) \hat{D}(t) \quad , (4)$$

used by adaptive filter 35. After many iterations,  $\hat{H}(t)$  converges from its arbitrary response  $\hat{H}(t)$  to  $H_{ch}(t)$ , and the recovered speech at the output of subtractor 37 contains little or no noise attributed to the data signal  $\hat{D}(t)$ .

The parameter  $\mu$  controls how fast filter 35 converges. Larger value allows fast adaptation, but if  $\mu$  is too large, instability occurs. In addition small values of  $\mu$  yield smaller errors between the final  $\hat{H}(t)$  and  $H_{ch}(t)$ . The theory of the adaptive filter is described in the heretofore mentioned article by Widrow et al in the December 1975 issue of the Proceedings of the IEEE. As a typical example, a FIR filter length of 64 and a  $\mu$  of  $10^{-9}$  was used to achieve a data cancellation in the neighborhood of 33 db.



- 8 -

The heretofore described application of the adaptive filter 35 is a special case where the bandwidth of the input data signal  $\hat{D}(t)$  does not occupy the entire analog transmission channel bandwidth. In this case, there are many responses  $\hat{H}(t)$  which will work with adaptive filter 35. The response outside the bandwidth of the data signal  $\hat{D}(t)$  is not defined, so a family of solutions exist. After the LMS algorithm from circuit 36 has converged,  $\hat{H}(t)$  will continue to change until it arrives at one of the solutions which creates arithmetic errors in the particular hardware implementation. A simple solution to this problem is to remove the modulation filter found in the MPSK modulator 34 located at receiver 30. The resulting signal  $\hat{D}(t)$  would then be broadband. The adaptive filter solution would then be unique and consist of the channel response  $H_{ch}(t)$  convolved with the RC filter response.

It is to be understood that the recovered speech is impaired by channel dispersion, additive channel noise, and imperfect cancellation of the data signal. To quantify the recovered speech quality, the speech signal-to-noise ratio (SNR) is used. The SNR can be evaluated as

$$SNR = 10 \log \frac{\sigma_S^2}{N_{ch} + N_D} \quad (5)$$

25

$N_{ch}$  is the additive channel noise power while  $N_D$  is the noise power created by the canceled data signal  $\hat{D}(t)$  and  $\sigma_S^2$  is the power of the speech signal. Hereinbefore, it was stated that a smaller value of  $\alpha$  yields a better BER. However, from Equation (5) it can be seen that the recovered speech SNR decreases with  $\alpha$  and that, if  $\alpha$  must be very small, poor recovered speech quality is expected. Therefore,  $\alpha$  is an important system parameter in deciding the best compromise between recovered data and speech performance.



- 9 -

It is to be understood that the above-described embodiments are simply illustrative of the principles of the invention. Various other modifications and changes may be made by those skilled in the art which will embody the principles of the invention and fall within the spirit and scope thereof. It is to be understood that analog transmission channel 20 can comprise many forms such as, for example, a common telephone channel which operates within the 0-4000 Hz range with unknown amplitude and frequency distortions.



Claims

1. A method of simultaneously transmitting an analog speech signal and a data signal over a channel which includes a predetermined channel bandwidth, and recovering  
5 the speech and data signals from the received signal, comprising the steps of:

(a) transmitting the analog speech signal with a predetermined power density characteristic in the predetermined bandwidth of the channel;

10 (b) simultaneously with step (a), transmitting the entire data signal within the frequency bandwidth of the analog speech signal where the analog speech signal is present and the power density characteristic of said analog speech signal is at a low level, and

15 (c) separating the speech and data signals of the received signal at the receiver.

2. Method according to claim 1,

CHARACTERIZED IN THAT

20 in step (b) the data signal is transmitted as a multilevel phase-shift-keyed signal using a predetermined carrier signal.

3. Method according to claim 2,

CHARACTERIZED BY

25 separating the speech and data signals by recovering the carrier signal and demodulating the received signal to recover the data signal.

4. Method according to claim 3,

CHARACTERIZED IN THAT

30 in step (c) after recovery the data signal is remodulated with the recovered carrier signal, the remodulated data signal is convolved with a channel impulse response to provide an output signal, and the output signal is subtracted from the received signal to recover the speech signal.

35 5. A transmitter capable of simultaneously transmitting an analog speech signal and a modulated data signal,



- 11 -

## CHARACTERIZED BY

means (14) capable of scaling the analog speech signal with a predetermined scaling factor to set the output power of the analog speech signal at a predetermined level;

means (18) capable of modulating an input data signal with a predetermined carrier frequency where said carrier frequency and the bandwidth of the modulated data signal fall within the frequency range of the analog speech signal where the power density characteristic of the analog speech signal is at a low value; and

means (16) capable of combining the entire analog speech signal with the modulated data signal for simultaneous transmission over the transmission channel.

6. A transmitter in accordance with claim 5, CHARACTERIZED IN THAT

the output of the data signal modulating means (18) is a multilevel phase-shift-keyed data signal.

7. A transmitter in accordance with claim 5, CHARACTERIZED IN THAT

the output transmission channel (20) is a common analog telephone channel.

8. A receiver capable of recovering combined speech and data signals,

CHARACTERIZED BY

an input terminal capable of simultaneously receiving an analog speech signal which includes a predetermined power density characteristic over a predetermined bandwidth and a data signal which is received in a portion of the received analog speech signal bandwidth where the analog speech signal is present and the power density characteristic of the analog speech signal is at a low value;

a first and a second output terminal;

means (33) capable of demodulating and recovering the data signal from a received composite analog speech and modulated data signal for transmission to the



- 12 -

first output terminal;

means (34) capable of remodulating the recovered data signal at the output of the demodulating and recovering means for generating an output signal

5 corresponding substantially to the data signal received at the input terminal of the receiver;

adaptive filtering means (35) capable of generating a first signal representative of an estimate of an impulse response of a channel connected to the input  
10 terminal of the receiver, and convolving said first signal with the remodulated data output signal from the remodulating means to generate a resultant output data signal; and

means (37) capable of subtracting the resultant  
15 output data signal generated by the adaptive filtering means from the composite analog speech and data signal received at the input terminal of the receiver for substantially canceling the data signal forming part of the composite received signal and generating a resultant output  
20 signal at the second output terminal of the receiver which comprises the recovered analog speech signal.

9. A receiver in accordance with claim 8,  
CHARACTERIZED IN THAT

the adaptive filtering means comprises  
25 means (35) capable of generating said first signal and convolving said first signal with the remodulated data output signal from the remodulating means (34); and

means (36) responsive to the resultant output  
30 signal from the subtracting means and the remodulated data output signal from the remodulating means for causing a modification of the first signal generated by the generating and convolving means for producing a resultant output data signal of the adaptive filtering means which  
35 best cancels the data signal at the second output terminal of the receiver.

10. A receiver in accordance with claim 8,



CHARACTERIZED IN THAT

the modification means (36) of the adaptive filtering means comprises an arrangement for implementing a least mean square algorithm on sequential synchronized  
5 samples of the output signals of both the remodulating and the subtracting means for producing control signals to the generating and convolving means which converge the estimate of an impulse response of the channel connected to the input terminal of the receiver to an actual channel impulse  
10 response.

11. A receiver in accordance with claim 8,  
CHARACTERIZED IN THAT

the adaptive filtering means (35) generates a first signal which is an estimate of an impulse response of  
15 an analog transmission channel.

12. A receiver in accordance with claim 8,  
CHARACTERIZED IN THAT

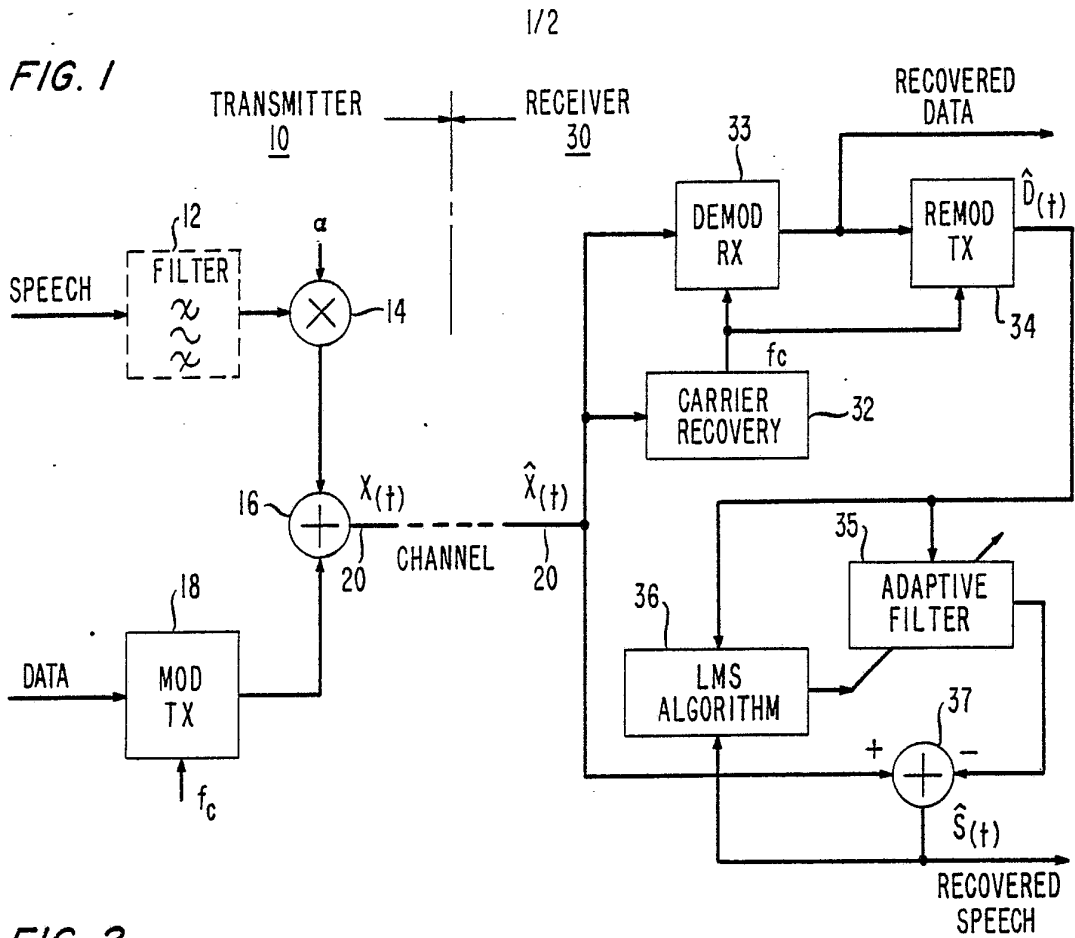
the received binary data signal at the input terminal is a multilevel phase-shift-keyed data signal.  
20

25

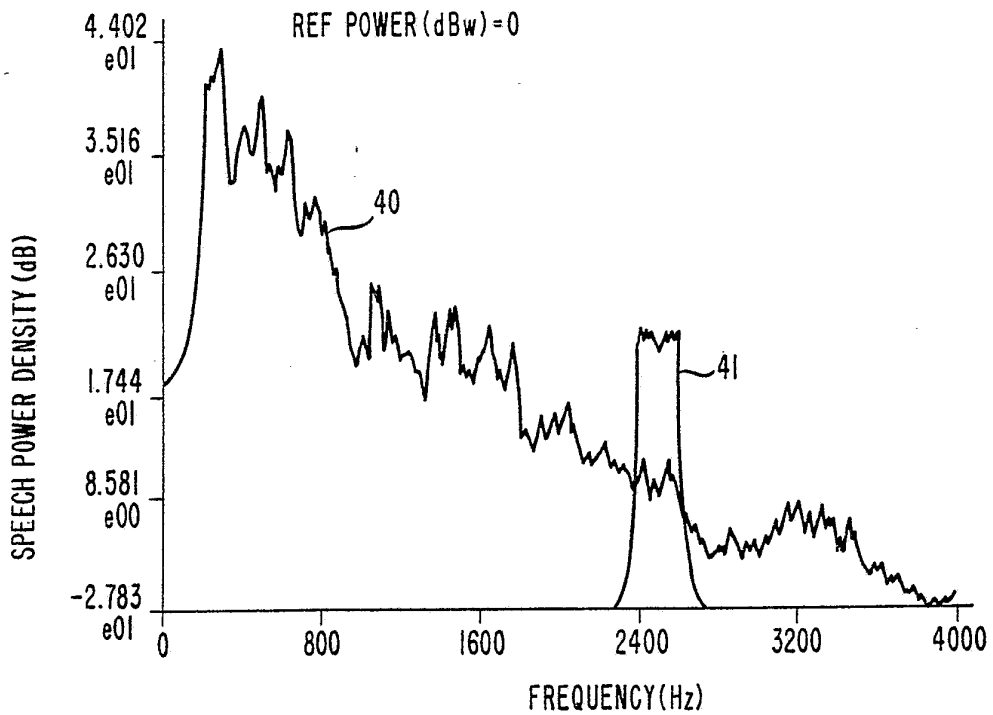
30

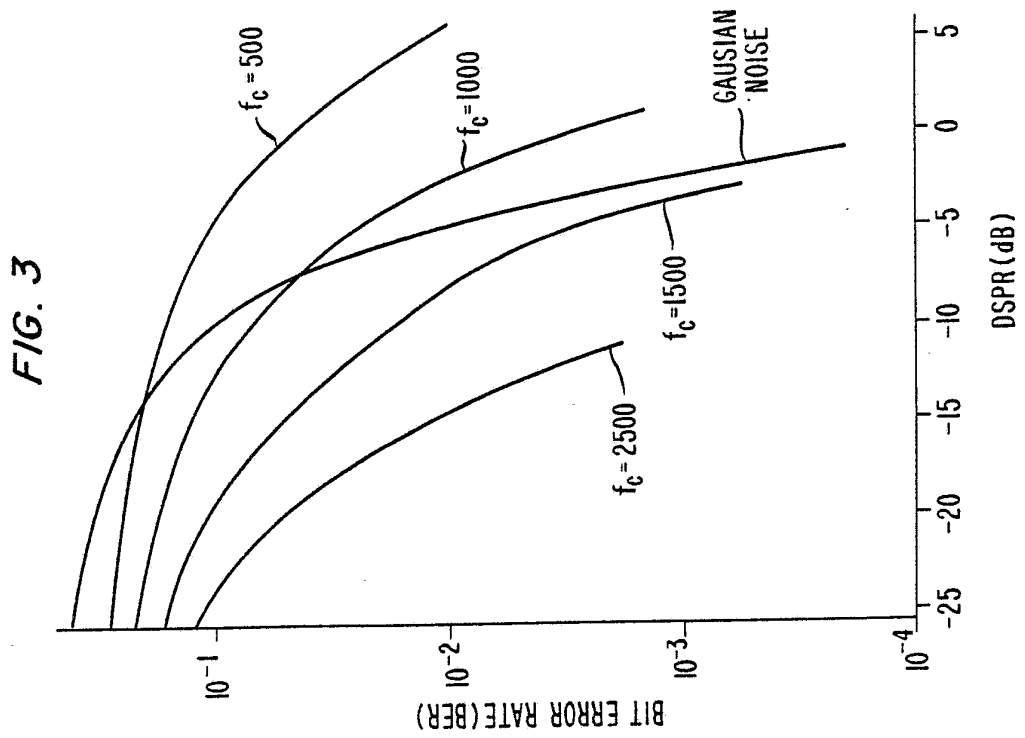
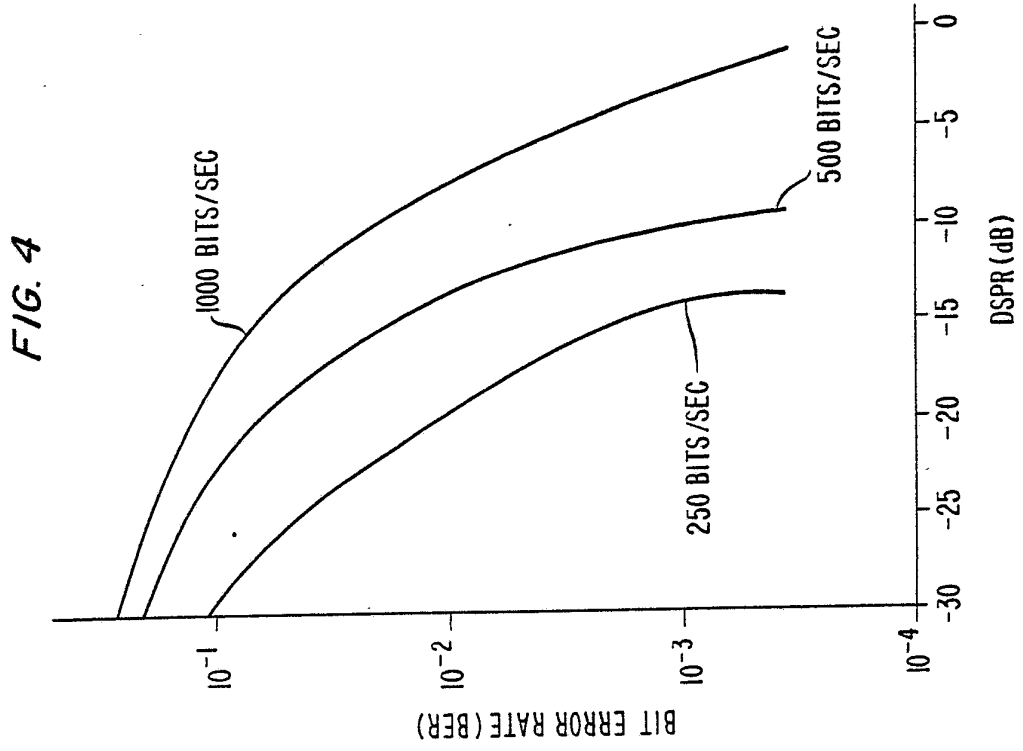
35





**FIG. 2**





# INTERNATIONAL SEARCH REPORT

International Application No PCT/US84/00484

<b>I. CLASSIFICATION OF SUBJECT MATTER</b> (if several classification symbols apply, indicate all) <sup>3</sup>		
According to International Patent Classification (IPC) or to both National Classification and IPC		
INT. CL. <sup>3</sup> H04J 1/20		
U.S. XL. 370/76, 69.1		
<b>II. FIELDS SEARCHED</b>		
Minimum Documentation Searched <sup>4</sup>		
Classification System	Classification Symbols	
U.S.	370/69.1, 76, 118, 119, 19, 122	
Documentation Searched other than Minimum Documentation to the Extent that such Documents are Included in the Fields Searched <sup>5</sup>		
<b>III. DOCUMENTS CONSIDERED TO BE RELEVANT</b> <sup>14</sup>		
Category *	Citation of Document, <sup>16</sup> with indication, where appropriate, of the relevant passages <sup>17</sup>	Relevant to Claim No. <sup>18</sup>
Y,P	US, A, 4,379,947 (Warner) 12 April 1983	1-3, 5, 6, 7
A	US, A 4,238,849. (Gassmann) 09 December 1980	1-12
A	US, A 3,875,339 (Gruen et al) 01 April 1975	1-12
A	US, A 3,718,767 (Ellis) 27 February 1973	1-12
A	US, A 4,355,401 (Ikoma et al) 19 October 1982	1-12
A	US, A 4,346,380 (Monticelli et al) 24 August 1982	1-12
<p>* Special categories of cited documents: <sup>15</sup></p> <p>"A" document defining the general state of the art which is not considered to be of particular relevance</p> <p>"E" earlier document but published on or after the international filing date</p> <p>"L" document which may throw doubts on priority claim(s) or which is cited to establish the publication date of another citation or other special reason (as specified)</p> <p>"O" document referring to an oral disclosure, use, exhibition or other means</p> <p>"P" document published prior to the international filing date but later than the priority date claimed</p> <p>"T" later document published after the international filing date or priority date and not in conflict with the application but cited to understand the principle or theory underlying the invention</p> <p>"X" document of particular relevance; the claimed invention cannot be considered novel or cannot be considered to involve an inventive step</p> <p>"Y" document of particular relevance; the claimed invention cannot be considered to involve an inventive step when the document is combined with one or more other such documents, such combination being obvious to a person skilled in the art.</p> <p>"&amp;" document member of the same patent family</p>		
<b>IV. CERTIFICATION</b>		
Date of the Actual Completion of the International Search <sup>2</sup>	Date of Mailing of this International Search Report <sup>2</sup>	
11 June 1984	19 JUN 1984	
International Searching Authority <sup>1</sup>	Signature of Authorized Officer <sup>20</sup>	
ISA/US	W. CHIN <i>Douglas W. Chinn</i>	

III. DOCUMENTS CONSIDERED TO BE RELEVANT (CONTINUED FROM THE SECOND SHEET)		
Category *	Citation of Document, <sup>16</sup> with indication, where appropriate, of the relevant passages <sup>17</sup>	Relevant to Claim No <sup>18</sup>
A	N, Conference on Communications equipment and systems, issued 04-07 April 1978, Shum et al, A New Generation of Speech Plus Data Multiplexer, see pages 111-113.	1-12
A	N, Telecommunications and Radio Engineering, issued July 1976, volume 30/31, Bukhviner, Speech and Data Transmission in ACS Telephone Channels, see pages 66-70.	1-12
A	N, ICASSP 80 Proceedings Denver Colorado, issued 09-11 April 1980, Peled et al, Frequency Domain Data Transmission Using Reduced Computational Complexity Algorithms, see pages 964-967.	1-12

## FURTHER INFORMATION CONTINUED FROM THE SECOND SHEET

A	US, A	4,313,197 (Maxemchuk) 26 January 1982	1-12
A	US, A	4,280,020 (Schnurr) 21 July 1981	1-12
A	US, A	3,824,347 (Sorber et al) 16 July 1974	1-12

V.  OBSERVATIONS WHERE CERTAIN CLAIMS WERE FOUND UNSEARCHABLE <sup>10</sup>.

This international search report has not been established in respect of certain claims under Article 17(2) (a) for the following reasons:

1.  Claim numbers..... because they relate to subject matter <sup>12</sup> not required to be searched by this Authority, namely:

2.  Claim numbers..... because they relate to parts of the international application that do not comply with the prescribed requirements to such an extent that no meaningful international search can be carried out <sup>13</sup>, specifically:

VI.  OBSERVATIONS WHERE UNITY OF INVENTION IS LACKING <sup>11</sup>

This International Searching Authority found multiple inventions in this international application as follows:

1.  As all required additional search fees were timely paid by the applicant, this international search report covers all searchable claims of the international application.

2.  As only some of the required additional search fees were timely paid by the applicant, this international search report covers only those claims of the international application for which fees were paid, specifically claims:

3.  No required additional search fees were timely paid by the applicant. Consequently, this international search report is restricted to the invention first mentioned in the claims; it is covered by claim numbers:

4.  As all searchable claims could be searched without effort justifying an additional fee, the International Searching Authority did not invite payment of any additional fee.

Remark on Protest

The additional search fees were accompanied by applicant's protest.

No protest accompanied the payment of additional search fees.