



US00D879022S

(12) **United States Design Patent**
Bardin

(10) **Patent No.:** **US D879,022 S**

(45) **Date of Patent:** **** Mar. 24, 2020**

(54) **TIRE**

(71) Applicant: **COMPAGNIE GENERALE DES
ETABLISSEMENTS MICHELIN,**
Clermont-Ferrand (FR)

D370,880 S 6/1996 Graas
D379,449 S 5/1997 Graas
D390,512 S 2/1998 Eromaki
D397,971 S 9/1998 Horie
D402,241 S 12/1998 Villamizar
(Continued)

(72) Inventor: **Damien Bardin,** Clermont-Ferrand
(FR)

FOREIGN PATENT DOCUMENTS

(73) Assignee: **Compagnie Generale Des
Etablissements Michelin** (FR)

EP 0609194 A1 8/1994
FR 06/5978 12/2006
(Continued)

(**) Term: **15 Years**

OTHER PUBLICATIONS

(21) Appl. No.: **29/645,432**

FR 06/5978 is understood to disclose the tread of a vehicle tire.
(Continued)

(22) Filed: **Apr. 26, 2018**

(30) **Foreign Application Priority Data**

Oct. 26, 2017 (FR) 2017-4913

(51) **LOC (12) Cl.** **12-15**

(52) **U.S. Cl.**
USPC **D12/588**

(58) **Field of Classification Search**

USPC D12/586, 587, 588, 589, 590, 594, 595,
D12/596, 597, 600, 601, 602, 603, 900

CPC B60C 11/032; B60C 11/0388
See application file for complete search history.

(56) **References Cited**

U.S. PATENT DOCUMENTS

D275,386 S 9/1984 Baus
D275,474 S 9/1984 Graas
4,726,407 A 2/1988 Hayakawa
D296,541 S 7/1988 Gettys
5,131,443 A 7/1992 Kuhr
D346,775 S 5/1994 Loser
D355,876 S 2/1995 Diensthuber
D360,861 S 8/1995 Graas
D361,966 S 9/1995 Graas

Primary Examiner — Robert M. Spear
(74) *Attorney, Agent, or Firm* — Dickinson Wright PLLC

(57) **CLAIM**


The ornamental design for a tire, as shown and described.

DESCRIPTION

FIG. 1 is a perspective view of the tire of my design;
FIG. 2 is a front elevation view of the tire of my design;
FIG. 3 is a side elevation view of the tire of my design;
FIG. 4 is a side elevation view of the tire of my design, taken
from the opposite side of that shown in FIG. 3; and,
FIG. 5 is an enlarged, partial view of the tire of FIG. 1, as
indicated by the break lines.

The claimed design is the tread area, including the shoulder,
of the tire. The dash-dot-dot-dash lines between the claimed
tread area and the unclaimed sidewall define the peripheral
boundaries of the claim. The broken line disclosure in the
drawings depicts environmental subject matter forming no
part of the claimed design. The tread pattern repeats over the
circumference of the tire.

1 Claim, 5 Drawing Sheets



(56)

References Cited

U.S. PATENT DOCUMENTS

D403,633 S 1/1999 Legge
 D409,123 S 5/1999 Heinen
 D426,855 S 6/2000 Niwa
 D429,194 S 8/2000 Heinen
 D431,800 S 10/2000 Heinen
 D432,057 S 10/2000 Himuro
 D444,427 S 7/2001 Heinen
 D444,743 S 7/2001 Labbe
 D446,170 S 8/2001 Williams
 D451,853 S 12/2001 Heinen
 D451,866 S 12/2001 Ratliff, Jr.
 D452,198 S 12/2001 Heinen
 D454,523 S 3/2002 Traulle
 6,352,091 B1 3/2002 Hanya
 D455,998 S 4/2002 Heinen
 D472,872 S 4/2003 O
 D487,053 S 2/2004 Masuko
 D491,516 S 6/2004 Miller
 D498,459 S 11/2004 Allison
 D503,375 S 3/2005 Heinen
 D504,387 S 4/2005 Welbes
 D504,866 S 5/2005 Collette
 D505,111 S 5/2005 Allison
 D516,998 S 3/2006 Wang
 D520,443 S * 5/2006 Yamaura D12/596
 D531,955 S 11/2006 Fontaine
 D535,247 S 1/2007 Shondel
 D535,248 S 1/2007 Ashton
 D544,827 S 6/2007 Lee
 D548,678 S 8/2007 Welbes
 D548,679 S 8/2007 de Briey-Terlinden
 D550,148 S 9/2007 Fontaine
 D555,581 S 11/2007 Salvan
 D579,861 S 11/2008 Haas
 D579,862 S 11/2008 Harvey
 D579,863 S 11/2008 Harvey
 D589,435 S 3/2009 Ashton
 D591,220 S 4/2009 Minagawa
 D591,672 S 5/2009 de Briey-Terlinden
 D595,218 S 6/2009 Rodicq
 D595,639 S 7/2009 de Briey-Terlinden
 D596,108 S 7/2009 Maxwell
 D596,109 S 7/2009 de Briey-Terlinden
 D601,946 S 10/2009 Fontaine
 D606,007 S 12/2009 Fontaine
 D606,008 S 12/2009 D'Abrigeon
 D606,927 S 12/2009 Kang
 D607,810 S 1/2010 Oizumi
 D607,811 S 1/2010 Harvey
 D610,963 S 3/2010 Ochi
 D612,324 S 3/2010 Harvey
 D615,479 S 5/2010 Lee

D616,809 S 6/2010 Maxwell
 D622,657 S 8/2010 Leocadio
 D624,872 S 10/2010 Maxwell
 D626,911 S 11/2010 Takashima
 D634,700 S 3/2011 Ebel
 D637,142 S * 5/2011 Nicolas D12/579
 D637,146 S * 5/2011 Nakamizo D12/596
 D640,184 S 6/2011 de Briey-Terlinden
 D644,597 S 9/2011 Lucas
 D646,217 S * 10/2011 Muto D12/589
 D646,218 S * 10/2011 Muto D12/589
 D651,163 S 12/2011 Shimizu
 D662,454 S 6/2012 Fontaine
 D668,205 S 10/2012 Ebel
 D683,301 S 5/2013 Kang
 D705,718 S 5/2014 Hirama
 D717,237 S 11/2014 Bardin
 D718,224 S 11/2014 Guichon
 D722,290 S 2/2015 Jamot
 D724,522 S 3/2015 D'Abrigeon
 D733,639 S 7/2015 Fontaine
 D735,650 S * 8/2015 Bachtel D12/580
 D738,293 S * 9/2015 Cothran D12/580
 D749,496 S 2/2016 Wang
 D754,588 S 4/2016 Hye
 D756,902 S * 5/2016 Nomoto D12/596
 D758,286 S 6/2016 Hye
 D761,724 S * 7/2016 Yamamoto D12/596
 D765,583 S * 9/2016 Wang D12/579
 D767,473 S 9/2016 Nomura
 D777,089 S 1/2017 Bardin
 D777,649 S 1/2017 Ropars
 D780,107 S 2/2017 Bardin
 D781,223 S * 3/2017 Dixon D12/588
 D785,553 S 5/2017 Bardin
 D796,429 S * 9/2017 Cerny D12/600
 D810,006 S * 2/2018 Mayni D12/588
 D813,796 S * 3/2018 Dixon D12/588
 D813,797 S * 3/2018 Dixon D12/588
 D815,590 S * 4/2018 Kagimoto D12/594
 D853,943 S * 7/2019 Jones D12/587
 2008/0149237 A1 6/2008 Cambron et al.

FOREIGN PATENT DOCUMENTS

FR 06/5980 12/2006
 FR 07/5041 11/2007

OTHER PUBLICATIONS

FR 06/5980 is understood to disclose the tread of a vehicle tire.
 FR 07/5041 is understood to disclose the tread of a vehicle tire.
 EP 060919A1 is understood to disclose the tread of a vehicle tire.

* cited by examiner




FIG. 1

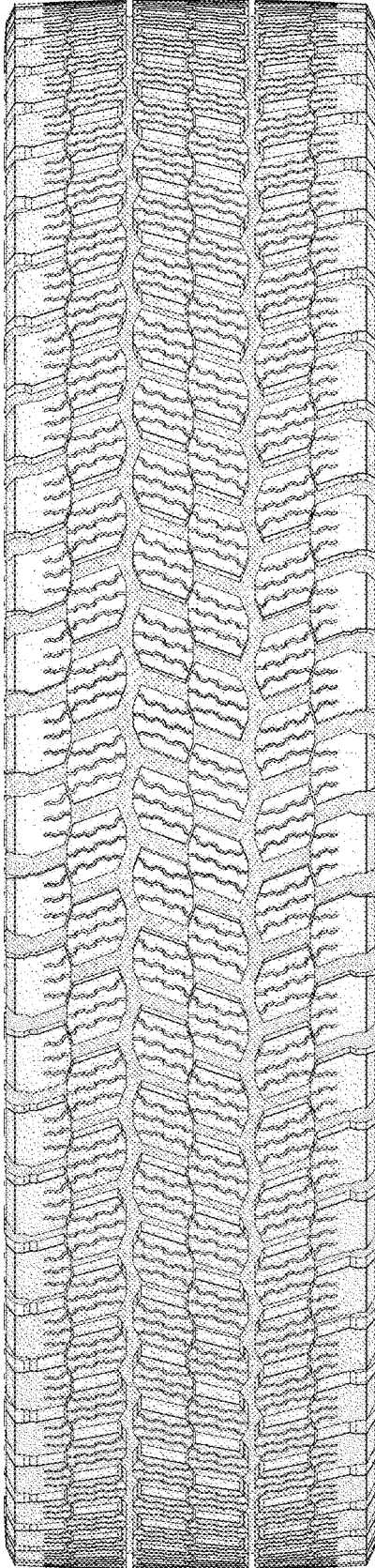


FIG. 2

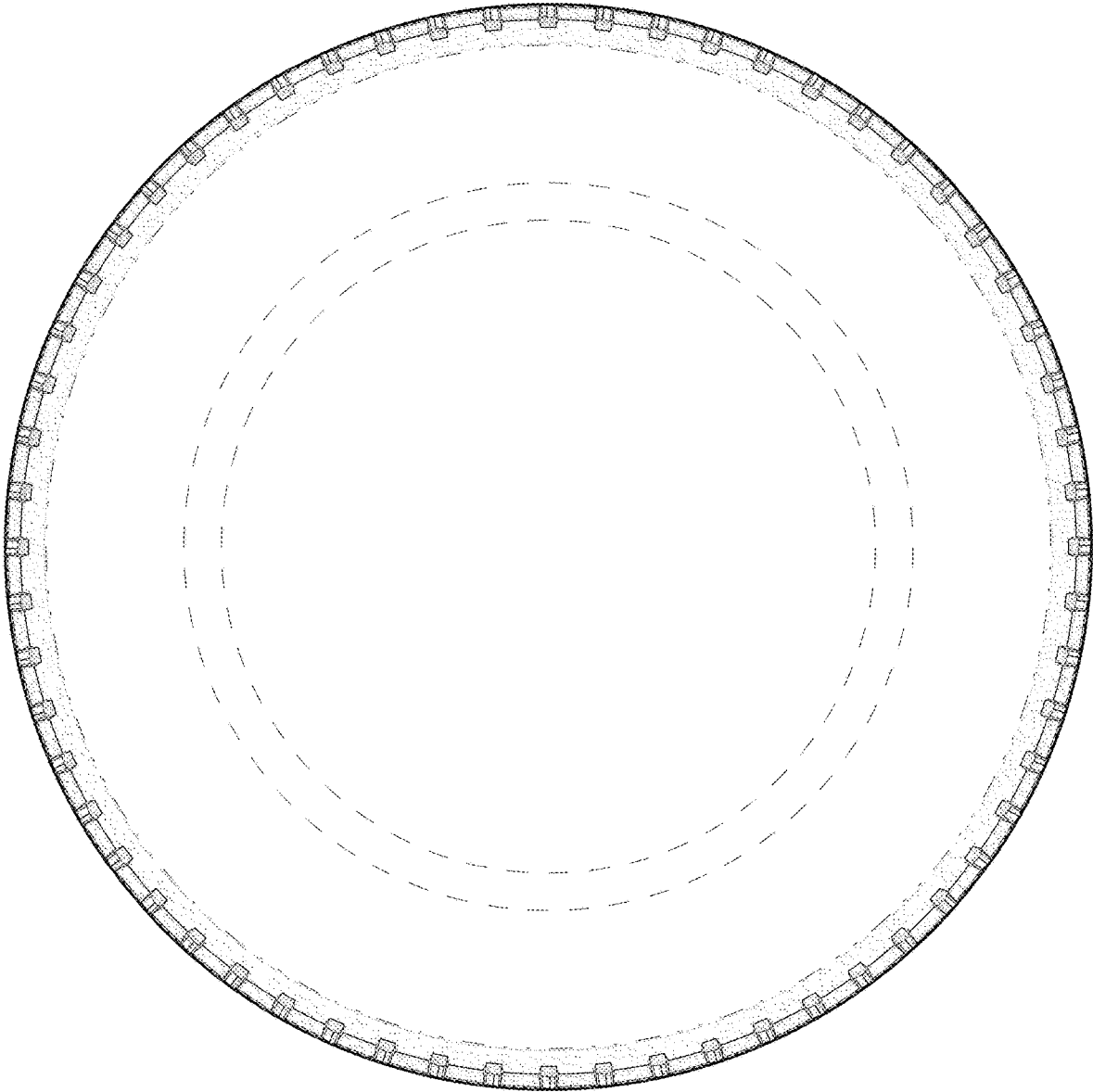


FIG. 3

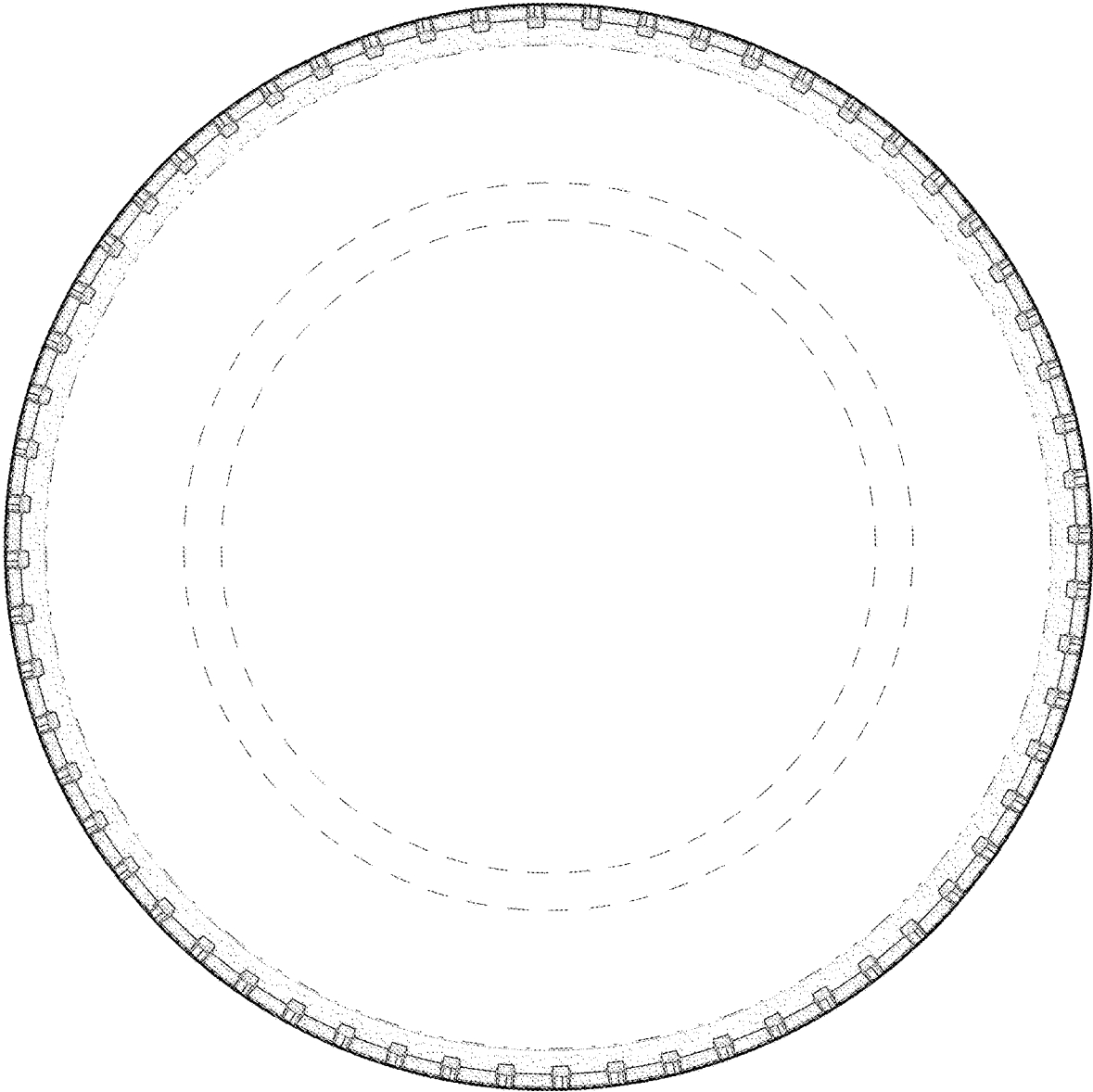


FIG. 4

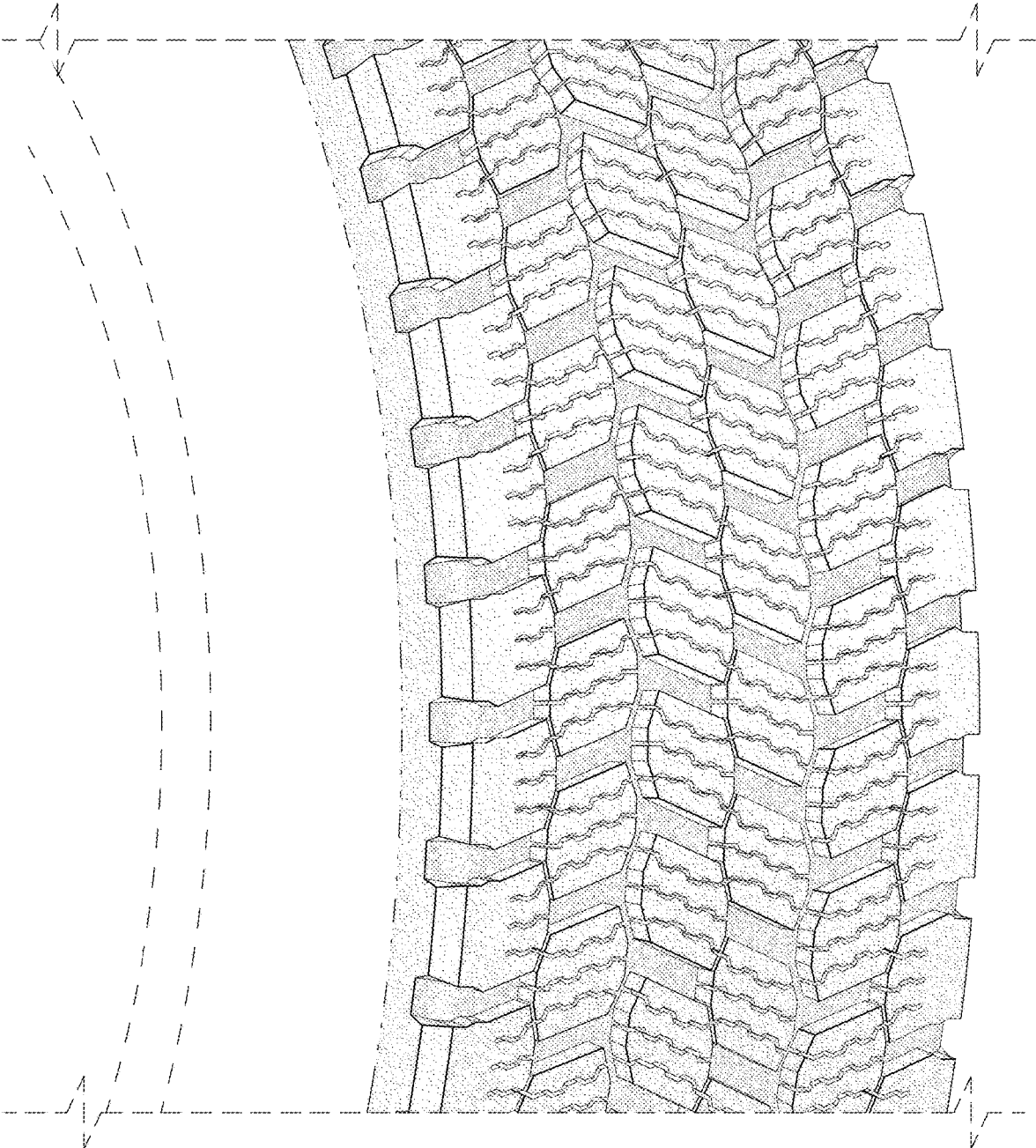


FIG. 5