

(19) World Intellectual Property Organization
International Bureau



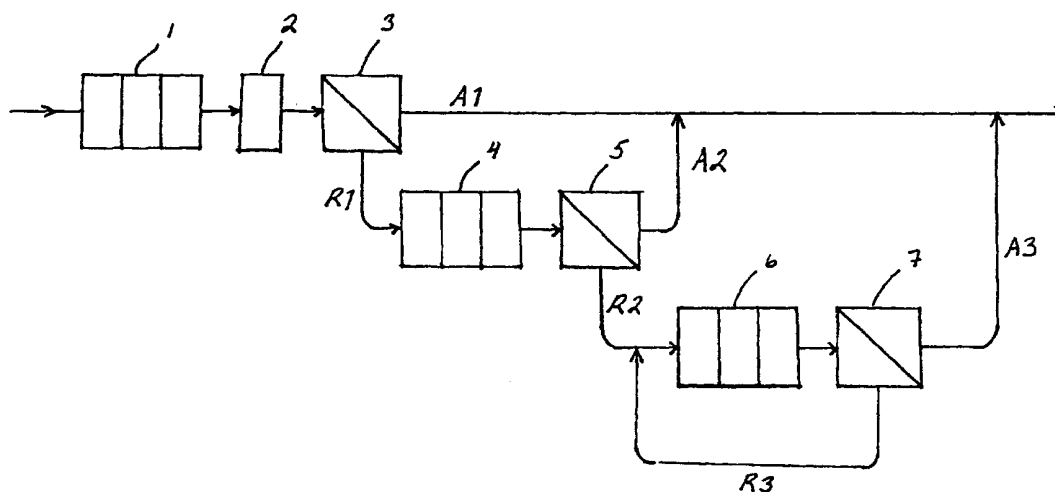
(43) International Publication Date
28 June 2001 (28.06.2001)

PCT

(10) International Publication Number
WO 01/46516 A1

- (51) International Patent Classification⁷: **D21B 1/14** (FI). GUMMERUS, Markku [FI/FI]; Parkanonkatu 23 D 23, FIN-33720 Tampere (FI).
- (21) International Application Number: PCT/FI00/01055
- (22) International Filing Date: 1 December 2000 (01.12.2000)
- (25) Filing Language: Finnish
- (26) Publication Language: English
- (30) Priority Data:
19992641 9 December 1999 (09.12.1999) FI
- (71) Applicant (for all designated States except US): UPM-KYMMENE CORPORATION [FI/FI]; Eteläesplanadi 2, FIN-00130 Helsinki (FI).
- (74) Agent: GUSTAFSSON, Helmer; UPM-Kymmene Corporation, P.O. Box 40, FIN-37601 Valkeakoski (FI).
- (81) Designated States (national): CA, JP, US.
- (84) Designated States (regional): European patent (AT, BE, CH, CY, DE, DK, ES, FI, FR, GB, GR, IE, IT, LU, MC, NL, PT, SE, TR).
- Published:**
— With international search report.
— Before the expiration of the time limit for amending the claims and to be republished in the event of receipt of amendments.
- (72) Inventors; and
(75) Inventors/Applicants (for US only): TIENVIERI, Taisto [FI/FI]; Lempääläntie 41 A 11, FIN-37630 Valkeakoski
- For two-letter codes and other abbreviations, refer to the "Guidance Notes on Codes and Abbreviations" appearing at the beginning of each regular issue of the PCT Gazette.

(54) Title: RAW MATERIAL FOR PRINTING PAPER, METHOD TO PRODUCE IT AND PRINTING PAPER



(57) Abstract: The object of the present invention is a method for making mechanical pulp, such as thermomechanical or chemi-thermomechanical stock. The mechanical pulp is used as a raw material for printing paper, and its freeness value is 30-70 ml CSF. The stock refined by the method is screened in several stages to form accept and reject stock portions. The wood raw material is refined at the first stage of refining at a superatmospheric pressure of over 400 kPa to form a stock that has a freeness value of 250-700 ml CSF.



WO 01/46516 A1

Raw material for printing paper, method to produce it and printing paper

The object of the present invention is a pulp stock, a method for preparing it, the
5 use of the stock as a raw material for producing printing paper, especially
newsprint, and a printing paper. The stock produced in accordance with the
method of the present invention can be used as a raw material for producing
different papers, such as SC paper (supercalendered) comprising both offset
and gravure grades, coated paper of low grammage or LWC paper (light weight
10 coated) comprising both offset and gravure grades, and newsprint or
corresponding printing papers. Newsprint also comprises other grades of paper
than those used in newspapers, e.g. catalogue papers and gravure papers.

A known method for producing mechanical pulp is presented in patent
15 publication US 5,145,010, corresponding to international application WO
8906717 and Swedish patent publication SE 459924. The method comprises
the following phases:

- treating softwood chips with water and chemicals
- primary refining of the treated chips
- 20 - separating the refined softwood pulp into accept and reject stock
portions, whereby the reject portion comprises 15-35% of the refined
stock
- refining of the reject stock portion in two stages, whereby the stock
consistency at the first stage is approximately 20-35% and at the third
25 stage approximately 5%, and
- the above-mentioned stock is fractionated to form an accept stock
portion and a reject stock portion.

A known method for producing mechanical pulp is presented in patent
30 publication US 4,938,843. The process involves the production of chemi-
thermomechanical pulp. The chips treated with chemicals and heat are refined
to a freeness value of 100-700 ml CSF, usually in a two-stage refining process
and screened to form a first accept stock portion and a first reject stock portion,

so that at least 30% of the stock goes into the reject stock portion. The first accept stock portion is screened for a second time, whereby a second accept stock portion and a second reject stock portion are obtained. The first and the second reject stock portions are combined, thereby producing a long-fibre
5 fraction with a freeness value of 200-750 ml CSF, which can be used separately to produce coarse-fibred products, for example cardboard, or it can be further refined and returned to the first screening.

One known method is the method for preparing stock described in the
10 introductory part of patent claim 1 of the present application, in which method the process begins with two-stage refining. The chips are fed into the first refiner, from which they are fed into the second refiner after the primary refining is complete. After the second refiner, the freeness value of the stock is about 120 ml CSF. The consistency is typically 50% at the first refiner and 45% at the
15 second refiner. After the first refiner, the measured average fibre length, when using spruce as the raw material, is approximately 1.7 mm, and after the second refiner the average fibre length when using the same raw material, is approximately 1.5 mm. After the second refiner there is a latency chest, in which the fibres are straightened by diluting the consistency to 1-2%. The fibres
20 are treated in the latency chest for one hour. The fibres are conveyed to the first screen, which screens the stock to form an accept portion and a reject portion. The freeness value of the accept stock portion is about 20 ml CSF. Water is removed from the reject stock portion until a consistency of 45% is reached. The reject stock portion, which comprises 40-50% of the total stock, is
25 conveyed to a third refiner, from which the reject stock, diluted to a consistency of 1%, is transported on to a second screen. Again the stock is fractionated into an accept stock portion and a reject stock portion. The reject stock portion is conveyed, after removal of water, at a consistency of 45%, to a fourth refiner, and further diluted to a consistency of 1%, on to a third screen. The reject stock
30 portion from this screen is fed again to the fourth refiner. The stock obtained from the process has a freeness value of 30-70 ml CSF. The pressure used in the refiners is 350-400 kPa. The process consumes about 3.3 MWh/t of energy

(using spruce as the raw material), 0.3 MWh/t of which is used for regulating the consistency to a suitable level for every stage of the process.

In the state-of-the-art process mentioned above, the problems include high energy consumption, relatively short average fibre length of the obtained stock, and mainly due to this, deficiencies in the tensile strength and tear resistance of the printing paper produced from the stock. The above-mentioned problems can be reduced by the method of the present invention for producing stock, the stock itself, the use of the stock in producing printing paper and the printing paper itself.

The method of producing stock in accordance with the present invention is characterised in that the stock is refined in the first refining stage at a superatmospheric pressure of over 400 kPa (over 4 bar) to form a stock that has a freeness value of 250-700 ml SCF. The stock produced in accordance with the present invention is characterised in that at least 40% by weight of the fibres do not pass through a Bauer-McNett screen with a mesh size of 28. The printing paper produced in accordance with the present invention is characterised in that it has been made of stock that has been produced by the method according to the patent claims 1-35 and/or stock produced according to patent claim 40.

The basic idea of the stock preparation method in accordance with the present invention is to produce mechanical pulp stock in with a high relative proportion of long fibres. The term mechanical stock is used in this application to indicate stock produced by refining wood raw material, such as chips. In connection with the refining, the wood raw material and/or stock is heat-treated, in which case the process is that of producing thermomechanical pulp. The wood raw material may have also been treated with chemicals before refining, in which case the process is that of producing chemi-thermomechanical pulp.

Using this method it is possible to obtain an average fibre length that is 10% longer than in the methods known in the prior art. The relative proportion of

short fibres remains more or less the same as in the prior art, but the proportion of medium length fibres decreases and the proportion of long fibres increases. Surprisingly it is possible to produce from said stock with high average fibre length, a paper with good formation and with properties that meet the high requirements for printing paper. Traditionally it has been difficult to achieve the properties of long average fibre length and stock with good formation in the same product, because no way has been known of refining fibres to the required degree of fineness while still retaining relatively high fibre length. Moreover, in the method of preparing stock according to the invention, the energy consumption is lower than in the known methods that aim at the same freeness value. In this patent application, freeness value refers to Canadian Standard Freeness, the unit of which is ml CSF. Freeness can be used to indicate the refining degree of the pulp. According to the literature, the following correlation exists between the freeness and the total specific area of the fibre:

15

$A = -3.03 \ln(\text{CSF}) + 21.3$, where A = total specific area of the pulp (unit m^2/g).

According to the above-mentioned formula, the total specific area of the pulp increases as the freeness decreases, i.e. the freeness gives a clear indication of the refining degree because, as the proportion of fines grows, the specific area of fibres increases.

Due to the relatively high proportion of long fibres in this stock produced from virgin (primary) fibres, printing paper manufactured from the stock has better tensile and tear properties. Thanks to the better strength properties, printing paper of lower grammage than before can be manufactured. In addition more fillers can be added to replace more expensive fibre and/or to give additional properties to the printing paper. For supercalendered paper, the filler content used can be approximately 30%, and for newsprint 7—15%, advantageously approximately 10%. Fillers reduce the strength of the paper but they are cheaper than fibre raw material and improve, for example, the light scattering coefficient and opacity of the paper.

The stock can be used to manufacture, for example, newsprint, with a grammage of 30—40 g/m², measured at a temperature of 23°C and at a relative humidity of 50%. Important properties required of newsprint grades are runnability, printability and visual appearance. What is meant by good

5 runnability is that the paper can be conveyed through a printing machine without breaks in the web. Paper properties affecting the runnability of paper include tear resistance, formation, tensile strength, elongation and variation in grammage.

- 10 Printability means the ability of the paper to receive the print and to retain it. Printing ink must not come off when rubbed, transfer from one sheet to another or show through the paper. Paper properties affecting the printability of paper include, for example, smoothness, absorbency, moisture content, formation, opacity, brightness, porosity and pore size distribution.

15

The visual appearance of the paper can be judged by its optical properties, such as brightness, whiteness, purity and opacity.

- The tree species that have been presented in this application as suitable raw
- 20 materials for use are spruce (*Picea abies*), pine (*Pinus sylvestris*) and southern pine (genus *Pinus*, several different species). It is also feasible that the stock made of wood raw material may contain stock obtained from at least two different tree species and/or stock prepared in at least two different ways, which at a suitable stage of preparation are mixed with each other. For example in
- 25 supercalendered paper and in low-grammage coated papers, chemical pulp obtained by chemical cooking is generally one of the raw materials used, whereas it is not usually used in newsprint. The amount of chemical pulp in supercalendered paper is usually 10–20%, and in low-grammage coated papers 20–50% of the pulp composition. The pulp composition refers to the total fibre
- 30 stock used for the manufacture of paper.

The preparation of stock by the method according to the invention comprises the primary refining of a suitable wood raw material and the following refining

and screening stages. The so-called primary or first stage of refining is carried out at a high temperature of 165–175°C, and under a high pressure of 600–700 kPa (6-7 bar) for a short time, as a result of which the stock remains quite coarse. The average retention time of the raw material in the high-pressure
5 refiner is only 5–10 seconds. The temperature at which refining takes place is determined by the pressure of the saturated steam.

The first stage of refining is advantageously a one-stage process. There may however be several parallel refiners at the same stage. After the first stage of
10 refining, the stock has a freeness value of 250-700 ml CSF. After the first stage of refining the stock is screened so as to produce a first accept stock portion and a first reject stock portion. When the stock has been screened into a first accept stock portion and a first reject stock portion, there are different possible procedures for continuing the process, such as

15

- 1-step processing of the first reject stock portion, in which the reject stock portion is refined and screened in one step. Accept stock portions are taken out of the process after each stage of screening and/or accept stock portions are re-screened, or
- 20 - 2-step processing of the first reject stock portion, in which the reject stock portion is refined and screened in two steps. The accept stock portions are taken out of the process after each stage of screening and/or the accept stock portions are re-screened, or
- 3-step processing of the first reject stock portion, in which the reject stock
25 is refined and screened in three steps and the accept stock portions are taken out of the process after each screening stage, or
- forward-connected 2- or 3-step processing of reject stock, which means the processing of the reject stock first in two or three steps and removal of the accept stocks after each screening stage, and thereafter the
30 refining of the last reject stock portion, for example, in a low-consistency refiner and removal from the process of the whole stock processed in the low-consistency refiner

In the above-mentioned alternatives, one step consists of a successive refiner and screen. The above-mentioned embodiments are described in detail below. The accept stock portions obtained at different stages of the process are
5 combined and mixed, possibly bleached, and used as raw material for making paper in a paper machine. The machinery for preparing the stock may consist of several parallel processing lines, from which all the obtained accept stock portions are combined.

10 In the following the invention is explained in more detail with reference to Figures 1-5, which show schematic diagrams of the stock preparation process, all of which are different embodiments of the same invention.

Before feeding the chips into the process according to Figure 1, the chips are
15 pre-treated in hot steam under pressure, whereby the chips are softened. The pressure used in the pre-treatment is advantageously 50–800 kPa. Chemicals e.g. alkaline peroxide or sulphites, such as sodium sulphite, can also be used in the pre-treatment of the chips. Before the refiners there are also usually means for separating the steam, such as cyclones.

20

In the process according to Figure 1, the chips are conveyed at a consistency of 40–60%, for example about 50%, to refiner 1, from which is obtained stock with a freeness value of 250–700 ml CSF. When spruce (*Picea abies*) is used as the raw material, the average fibre length after refiner 1 is not less than 2.0 mm.

25 The pressure in refiner 1 is high, a superatmospheric pressure of more than 400 kPa (over 4 bar), advantageously 600–700 kPa. Superatmospheric pressure means pressure that is higher than normal atmospheric pressure. The refiner can be a conical or a disc refiner, advantageously a conical refiner. In comparison to a disc refiner, a conical refiner gives stock with a longer fibre
30 length. The energy consumption of refiner 1 is 0.4–1.2 MWh/t.

The stock is fed via latency chest 2 to screen 3. In latency chest 2 the fibres that have become twisted during refining are straightened when they are kept in hot water for about an hour. The stock consistency in latency chest 2 is 1.5%.

- 5 From screen 3 is obtained the first accept stock portion A1, which has a freeness value of 20–50 ml CSF. The first reject stock portion R1 comprises 60–90%, advantageously about 80%, of the total stock. The first reject stock portion R1 is fed after water removal at a consistency of 30–60%, advantageously at a consistency of about 50%, to refiner 4 and from there
10 onwards at a consistency of 1–5% to screen 5. The energy consumption of refiner 4 is 0.5–1.8 MWh/t.

- From screen 5 is obtained the second accept stock portion A2 and the second reject stock portion R2, which comprises 60–80% of the stock R1 rejected at
15 screen 5 in the previous stage. The second reject stock portion R2 is fed, at a consistency of 30–60%, advantageously at a consistency of 50%, to refiner 6 and from there onwards at a consistency of 1–5% to screen 7, from which are obtained the third accept stock portion A3 and the third reject stock portion R3, which is returned to the inlet of refiner 6. The energy consumption of the refiner
20 is 0.5–1.8 MWh/t. The total stock, which is obtained by combining the accept stock portions A1, A2 and A3, has a freeness value of 30–70 ml CSF.

- The above energy consumption values concerning the process according to Figure 1 are the energy consumption when the chips have not been chemically
25 treated, i.e. the pulp is TMP.

- At refiners 4 and 6 the pressure can be high, at least over 400 kPa (over 4 bar), advantageously 600–700 kPa (6–7 bar), or it can be at a normal level, not more than 400 kPa, advantageously 300–400 kPa.

30

Water removal before the refiners in order to obtain a consistency of 30–60%, advantageously about 50%, is carried out with a screw press or similar means, which enables enough water to be removed from the process so that the above

mentioned high consistency is obtained. Dilution of the stock before screening is carried out by pumping water into the process with a pump suitable for the purpose.

- 5 The stock is screened by known methods using, for example, a screen with a slotted sieve having a slot size of 0.10-0.20 mm and a profile height chosen to suit the screening situation and the desired result. In a process involving several screening stages, the size of the sieve slots generally increases towards the end of the process. The properties of the sieves must be chosen so that the
- 10 screens do not get blocked in abnormal running situations, for example, when the process is started up. The consistency when using a slotted sieve is usually 1-5%

- One possibility for screening the stock is a centrifugal cleaner, in which case the
- 15 consistency must be regulated to be lower than when using a slotted sieve. When using a centrifugal cleaner the consistency is advantageously about 0.5%.

- The ready-made stock, which has been obtained by combining and mixing the accept stock portions A1, A2 and A3, has a fibre distribution, measured by the
- 20 Bauer-McNett method, as follows:

- 40–50% of the fibres do not pass through screens of 16 and 28 mesh,
15–20% of the fibres pass through screens of 16 and 28 mesh, but do not pass
- 25 through screens of 48 and 200 mesh, and
35–40% of the fibres pass through screens of 48 and 200 mesh, i.e. these fibres go through all the screens used (>200 mesh).

- The average fibre length of the fibres that are retained in the 16 mesh screen is
- 30 2.75 mm, that of fibres retained by the 48 mesh screen 1.23 mm and that of fibres retained in the 200 mesh screen 0.35 mm. (J. Tasman: The Fiber Length of Bauer-McNett Screen Fractions, TAPPI, Vol.55, No.1 (January 1972))

The stock thus obtained contains 40-50% of fibres with an average fibre length of over 2.0 mm, 15-20% of fibres with an average fibre length of over 0.35 mm, and 35-40% of fibres with an average fibre length of less than 0.35 mm.

- 5 Figure 2 shows another embodiment of the invention. The initial stage of the process is like the process shown in Figure 1, but the third reject stock portion R3 is, instead, conveyed to refiner 8 and from there on to screen 9. The fourth accept stock portion A4, obtained from screen 9, is taken to be combined with the other accept stock portions A1, A2 and A3. The fourth reject stock portion
- 10 R4 is returned to the inlet of refiner 8. This kind of arrangement may be necessary when aiming at a low freeness level, e.g. a level of 30 ml CSF.

- Figure 3 shows a third embodiment of the invention. The initial stage of the process is like the process shown in Figure 2, but the fourth reject stock portion
- 15 R4 is conveyed to low-consistency-refiner LC. The consistency of the stock portion R4 fed into low-consistency-refiner LC is 3–5%. The accept stock portions A1, A2, A3, A4 and A5 obtained are combined and mixed to form a ready-made stock.

- 20 Figure 4 shows a fourth embodiment of the invention. The reject stock portion R1 obtained from screen 3, is conveyed to refiner 4 and from there onwards to screen 5. The reject stock portion obtained from screen 5 is conveyed back to the inlet of refiner 4. The accept stock portion A2 obtained from screen 5 is taken out of the process.

25

- The accept stock portion A1, obtained from screen 3, is conveyed for re-screening to screen 10. The accept stock portion A11 obtained from screen 10, is taken out of the process. The reject stock portion R11 obtained from screen 10 is conveyed to refiner 11 and from there on to screen 12. The reject stock
- 30 portion R12, obtained from screen 12, is conveyed back to the inlet of refiner 11. The accept stock portion A12 obtained from screen 12, is taken out of the process to be combined with the other accept stock portions A11 and A2.

Figure 5 shows a fifth embodiment of the invention. The process is otherwise like the process shown in Figure 1, but the accept stock portion A1 obtained from screen 3 is conveyed for re-screening to screen 13. The accept stock portion A13 obtained from screen 13, the accept stock portion A2 obtained from screen 5 and the accept stock portion A3 obtained from screen 7, are combined and mixed together and conveyed to be used in the paper making process. The reject stock portion R13 obtained from screen 13 is combined with the reject stock portions R2 and R3, and the combined stock is conveyed to refiner 6.

- 10 The wood raw material used in the process can be any species of wood, but it is usually softwood, advantageously spruce, but e.g. pine and southern pine are also suitable wood raw materials for the purpose. When the wood raw material used is spruce and the chips have not been pre-treated with chemicals, the energy consumption is approximately 2.8 MWh/t, of which about 0.3 MWh/t is used for regulating the stock consistency to be suitable for every stage of the process. Using the process shown in Figure 1, the energy consumption at the first stage of refining is 0.4–1.2 MWh/t, at the second stage of refining 0.5–1.8 MWh/t, and at the third stage of refining 0.5–1.8 MWh/t. The required amount of energy is higher when processing pine than when processing spruce, e.g. processing southern pine requires approximately 1 MWh/t more energy than spruce. Also, changes in the size of chips affect energy consumption. The energy consumption rates mentioned above are calculated according to chip screening tests where the average length of a chip was 21.4 mm and the average thickness 4.6 mm.

25 In the following the properties of printing paper made from stock prepared according to the method of the invention are presented by way of examples. The methods used in testing the properties of the printing paper include the following:

30

Freeness	SCAN-M 4:65
Grammage	SCAN-C28:76/SCAN-M8:76
Filler content	SCAN-P 5:63 (Paper and board ash)

	Tensile strength	SCAN-P 38:80
	Internal bond	TAPPI Useful Method 403 (instructions for RD device)
	Tensile index	SCAN-P 38:80
5	Elongation	SCAN-P 38:80
	Tear index	SCAN-P 11:96
	Tear resistance	SCAN-P 11:96
	Bending resistance	Edana test (corresponds to BS 3356:1982)
	Bulk	SCAN-P 7:96
10	Beta formation	Instructions for device
	Standardised Beta formation	Instructions for device
	Porosity	SCAN-P 60:87
	Bendtsen roughness	SCAN-P 21:67
	Opacity	SCAN-P 8:93
15	ISO brightness	SCAN-P 3:93
	Y-value	SCAN-P 8:93
	Light absorption coefficient	SCAN-P 8:93
	Light scattering coefficient	SCAN-P 8:93
	PPS roughness	SCAN-P 76:95
20	Example 1	

Printing paper suitable for newsprint was manufactured in order to compare the properties of the end product. Sample 1 was manufactured from stock prepared according to the known method described at the beginning of the patent application, said stock containing 42% deinked pulp, and sample 2 was manufactured from primary fibre stock prepared according to the method of the invention. In sample 1, kaolin was used as the filler, in sample 2, powdered calcium carbonate was used as the filler. The results measured from the samples are shown in Table 1.

Table 1. The properties of uncalendered printing paper manufactured from the stock prepared according to a known method (sample 1) and the properties of uncalendered printing paper manufactured from stock prepared according to the invention (sample 2).

5

Sample		1	2
Freeness of stock (ml CSF)		61	50
Sample from headbox			
Grammage (g/m ²)		40,0	37.7
Filler content (%)		6.6	9.7
Tensile strength (kN/m)	Average	0.82	1.06
	MD	1.24	1.68
	CD	0.39	0.44
Tensile strength ratio (MD/CD)		3.32	3.23
Internal bond (Scott Bond)		105	100
Tear strength (mN)	Average	208	223
	MD	138	143
	CD	278	302
Bulk (cm ³ /g)		2.66	2.66
Beta formation (g/m ²)		3.1	2.7
Standardised Beta formation		0.490	0.440
Porosity (ml/min)		2292	1596
Bendtsen roughness (ml/min)	Average	879	909
	Top surface	941	823
	Bottom surface	817	995
Opacity (%)	Average	88.3	89.3
	Top surface	87.7	89.3
	Bottom surface	88.8	89.4
ISO brightness (%)	Average	64.2	62.3
	Top surface	64.5	62.6
	Bottom surface	63.8	62.0
Y-value (%)	Average	72.8	67.8
	Top surface	73.0	68.0
	Bottom surface	72.5	67.6
Light absorption coefficient (m ² /kg)	Average	3.4	4.4
	Top surface	3.2	4.4
	Bottom surface	3.5	4.5
Light scattering coefficient (m ² /kg)	Average	66.1	57.5
	Top surface	64.7	57.8
	Bottom surface	67.4	57.3

From the results it can be seen that good properties were achieved for the printing paper manufactured from the stock prepared according to the method of

the invention, even though the grammage was lower and the filler content higher than in the reference sample.

Example 2

5

In order to compare the properties of calendered paper, samples were made from stock prepared by a known method and stock prepared by the method according to the invention.

- 10 Table 2. The properties of printing paper manufactured from the stock prepared according to a known method (sample 5) and printing paper manufactured from the stock prepared according to the invention (sample 6).

Sample		5	6
Grammage (g/m ²)		42.1	36.8
Bulk (cm ³ /g)		1.50	1.73
PPS roughness (ml/min)	Top surface	4.03	4.17
	Bottom surface	4.18	4.13
Bendtsen roughness (ml/min)	Top surface	131.5	119.0
	Bottom surface	140.5	128.5
Porosity (ml/min)		262.0	686.0
ISO brightness (%)	Top surface	61.90	61.60
	Bottom surface	61.30	61.00
Opacity (%)	Top surface	89.30	91.00
	Bottom surface	89.10	90.40
Y-value (%)	Top surface	69.10	66.00
	Bottom surface	68.60	65.50
Light scattering coefficient (m ² /kg)	Top surface	61.40	60.60
	Bottom surface	59.10	57.60
Light absorption coefficient (m ² /kg)	Top surface	4.30	5.30
	Bottom surface	4.20	5.30
Tensile index (Nm/g)	MD	43.1	50.7
	CD	12.0	11.6
Elongation (%)	MD	0.82	0.99
	CD	22.33	2.25
Tensile strength (kN/m) Machine direction		2.42	1.87
Tear index (mNm ² /g)	MD	3.85	3.52
	CD	5.67	6.74
Tear strength (mN) Cross direction		260.82	248.33
Bending resistance (mm)	MD	60	58
	CD	37	31

From the results it can be seen that good properties were achieved for the printing paper manufactured from the stock prepared according to the method of the invention, even though the grammage was lower than in the reference sample.

5

The above does not limit the invention but the scope of protection of the invention varies within the patent claims. The invention is not limited as regards the wood raw material to the tree species mentioned, but other tree species can be used, although, for example, the energy consumption of the process and the average
10 fibre length obtained vary depending on the wood raw material. The same stock can contain fibres from different tree species.

The method for preparing stock may vary after the first stage of refining. The stock can be used for producing various types of printing paper. The core idea of
15 the invention is that the stock refined by a certain new method, is suitable as a raw material for printing papers and makes it possible to produce printing paper more cost-efficiently than before.

Patent claims

1. A method for producing mechanical pulp, such as thermomechanical or chemi-thermomechanical pulp, for use as a raw material for printing paper, in
5 which the freeness value of the ready-made stock is 30-70 ml CSF, and in which method the refined stock is screened in several stages into accept and reject stock portions, characterised in that the wood raw material is refined at the first stage of refining at a superatmospheric pressure of over 400 kPa to form a stock with a freeness value of 250-700 ml CSF.
- 10 2. A method as claimed in claim 1, characterised in that the wood raw material is refined at a superatmospheric pressure of 600–700 kPa.
3. A method as claimed in claim 2, characterised in that the refining takes place
15 at a temperature of 165-175°.
4. A method as claimed in claims 1-3 characterised in that after refining, the stock is screened into an accept (A1) and a reject (R1) stock portion.
- 20 5. A method as claimed in claim 4, characterised in that the freeness value of the accept stock portion (A1) is 20-50 ml CSF.
6. A method as claimed in claims 4 or 5 characterised in that the accept stock portion (A1) is taken out of the process (Figures 1-3).
- 25 7. A method as claimed in claims 4 or 5 characterised in that the accept stock portion (A1) conveyed to re-screening (Figures 4 and 5).
8. A method as claimed in claim 7 characterised in that the accept stock portion
30 (A1) is re-screened to form a secondary accept stock portion (A11) and a secondary reject stock portion (R11).

9. A method as claimed in claim 11 characterised in that the secondary accept stock portion (A11) is taken out of the process (Figure 4).
10. A method as claimed in claims 8 or 9 characterised in that the secondary reject stock portion (R11) is conveyed to refining, after which it is screened to form an accept stock portion (A12) and a reject stock portion (R12).
11. A method as claimed in claim 10 characterised in that the accept stock portion (A12) is taken out of the process (Figure 4).
12. A method as claimed in claims 10 or 11 characterised in that the reject portion (R12) is conveyed back to refining (Figure 4).
13. A method as claimed in claim 4, characterised in that the reject portion (R1) comprises 60 to 90% by weight of the stock in the screening.
14. A method as claimed in claim 4 or 13, characterised in that the reject stock portion (R1) is conveyed to a second stage of refining from which the obtained stock is screened to a second accept stock portion (A2) and a second reject stock portion (R2).
15. A method as claimed in claim 14, characterised in that the second accept stock portion (A2) is taken out of the process (Figures 1-5).
16. A method as claimed in claim 7, characterised in that the accept stock portion (A1) is screened so as to form a secondary accept stock portion (A13) and a secondary reject stock portion (R13) (Figure 5).
17. A method as claimed in claim 16, characterised in that the secondary accept stock portion (A13) is taken out of the process (Figure 5).
18. A method as claimed in claims 16 or 17, characterised in that the secondary reject stock portion (R13) is fed into a third refining stage (Figure 5).

19. A method as claimed in claim 14, characterised in that the second reject stock portion (R2) comprises 60-80% by weight of the stock in the second screening.

5

20. A method as claimed in claims 14 or 15, characterised in that the second reject stock portion (R2) is conveyed back into the second refining stage (Figure 4).

10 21. A method as claimed in claims 14, 15 or 19, characterised in that the second reject stock portion (R2) is taken to the third refining stage and the stock obtained from said third refining stage is screened so as to form a third accept stock portion (A3) and a third reject stock portion (R3).

15 22. A method as claimed in claim 21 characterised in that the third accept stock portion (A3) is taken out of the process (Figures 1-3,5)

20 23. A method as claimed in claims 9, 11 or 22 characterised in that the accept stock portions (A11, A12, A3) are combined and mixed to form a ready-made stock.

24. A method as claimed in claims 21 or 22 characterised in that the third reject stock portion (R3) is conveyed back to the third stage of refining (Figures 1 and 5).

25

25. A method as claimed in claims 6, 15, or 22 characterised in that the accept stock portions (A1, A2, A3) are combined and mixed to form a ready-made stock.

30 26. A method as claimed in claim 15, 17 or 22 characterised in that the accept stocks (A2, A13, A3) are combined and mixed to form a ready-made stock.

27. A method as claimed in claims 21 or 22 characterised in that the third reject stock portion (R3) is conveyed to a fourth phase of refining, and the stock from said fourth stage of refining is screened to form a fourth accept stock (A4) and fourth reject stock (R4).
- 5
28. A method as claimed in claim 27 characterised in that the fourth accept stock (A4) is taken out of the process (Figures 2 and 3).
29. A method as claimed in claims 27 or 28 characterised in that the fourth
- 10 reject stock (R4) is conveyed back into the fourth phase of refining (Figure 2).
30. A method as claimed in claim 6, 15, 22 or 28 characterised in that the accept stocks (A1, A2, A3, A4) are combined and mixed to form a ready-made stock.
- 15 31. A method as claimed in claims 27 or 28, characterised in that the fourth reject stock portion (R4) is conveyed to a low-consistency refiner (LC).
32. A method as claimed in claim 31, characterised in that the fifth accept stock portion (A5) refined in the low-consistency refiner, is taken out of the process
- 20 (Figure 3).
33. A method as claimed in claims 6, 15, 22, 28 or 32, characterised in that the accept stock portions (A1, A2, A3, A4, A5) are combined and mixed to form a ready-made stock.
- 25
34. A method claimed in any of the above claims characterised in that the stock consistency during refining is 30-60%.
35. A method claimed in any of the above claims characterised in that the stock
- 30 consistency during screening is 0.5-5%.
36. The use of the stock prepared by a method claimed in any of the above patent claims 1-35 as a raw material for manufacturing printing papers.

37. The use of stock as claimed in patent claim 36 as a raw material for manufacturing newsprint, coated paper, or supercalendered paper.

- 5 38. A printing paper characterised in that the raw material used is a stock prepared by a method claimed in any of the above claims 1-35.

39. A printing paper as claimed in claim 38, characterised in that it is newsprint, coated paper, or supercalendered paper.

10

40. Stock for use as a raw material for producing printing papers, characterised in that a minimum of 40% by weight of the fibres do not pass through a Bauer-McNett screen with a mesh size of 28.

- 15 41. Stock as claimed in claim 40, characterised in that a maximum of 20% by weight of the fibres are such that they pass through a Bauer-McNett screen with a mesh size of 28, but do not pass through a Bauer-McNett screen with a mesh size of 200.

- 20 42. Stock as claimed in claims 40 or 41 characterised in that a minimum of 35% by weight of the fibres are such that they pass through Bauer-McNett screens with a mesh size of 28 and 200.

- 25 43. Stock as claimed in any of the above claims 40-42 characterised in that it has a freeness value of 30-70 ml CSF.

44. The use of stock as claimed in any of the above claims 40-43 as a raw material for printing paper.

- 30 45. The use of stock as claimed in claim 44 as a raw material for newsprint, coated paper or supercalendered paper.

46. Printing paper characterised in that stock as claimed in any of the above claims 40–44 has been used as its raw material.

47. Printing paper as claimed in claim 46 characterised in that it is newsprint,
5 coated paper or supercalendered paper.

48. Printing paper as claimed in claim 47 characterised in that it is newsprint,
the grammage of which is 30–40 g/m² measured in conditions where T = 23° C,
RH = 50%.

10

49. Printing paper as claimed in claim 48 characterised in that its filler content is
7–15% measured in conditions where T = 23° C, RH = 50%.

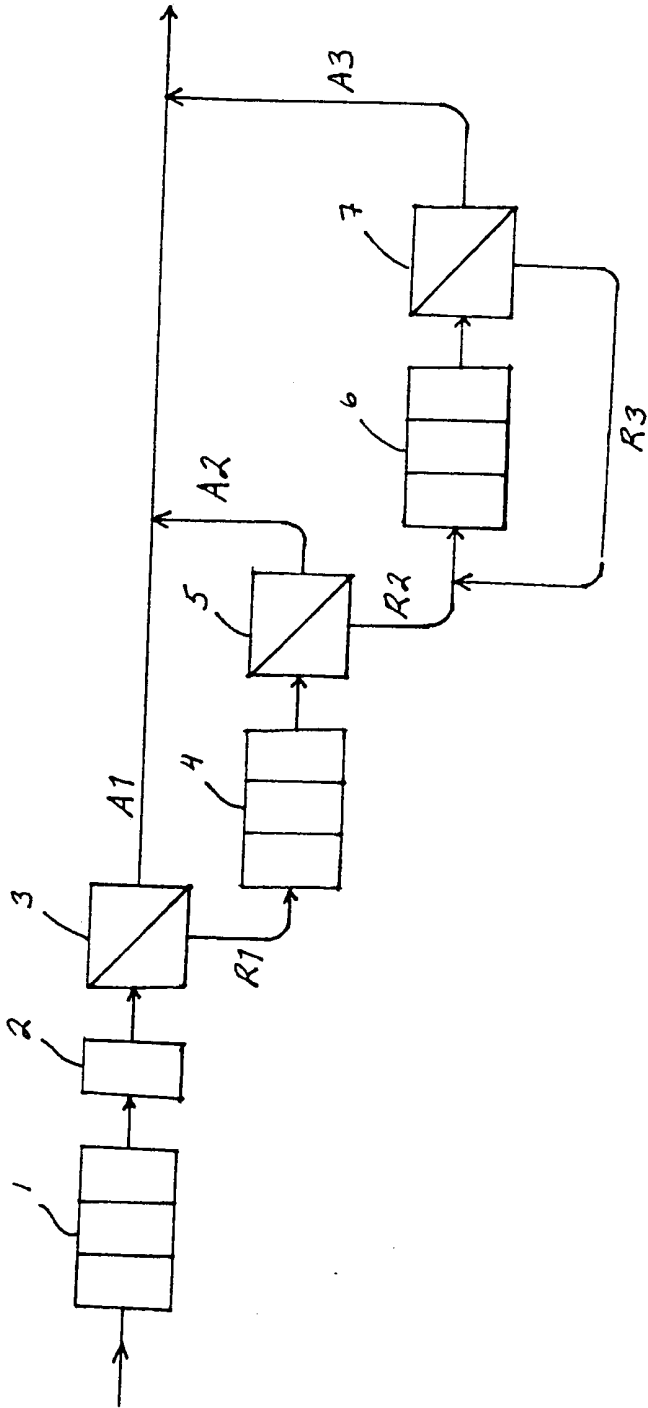


Fig. 1

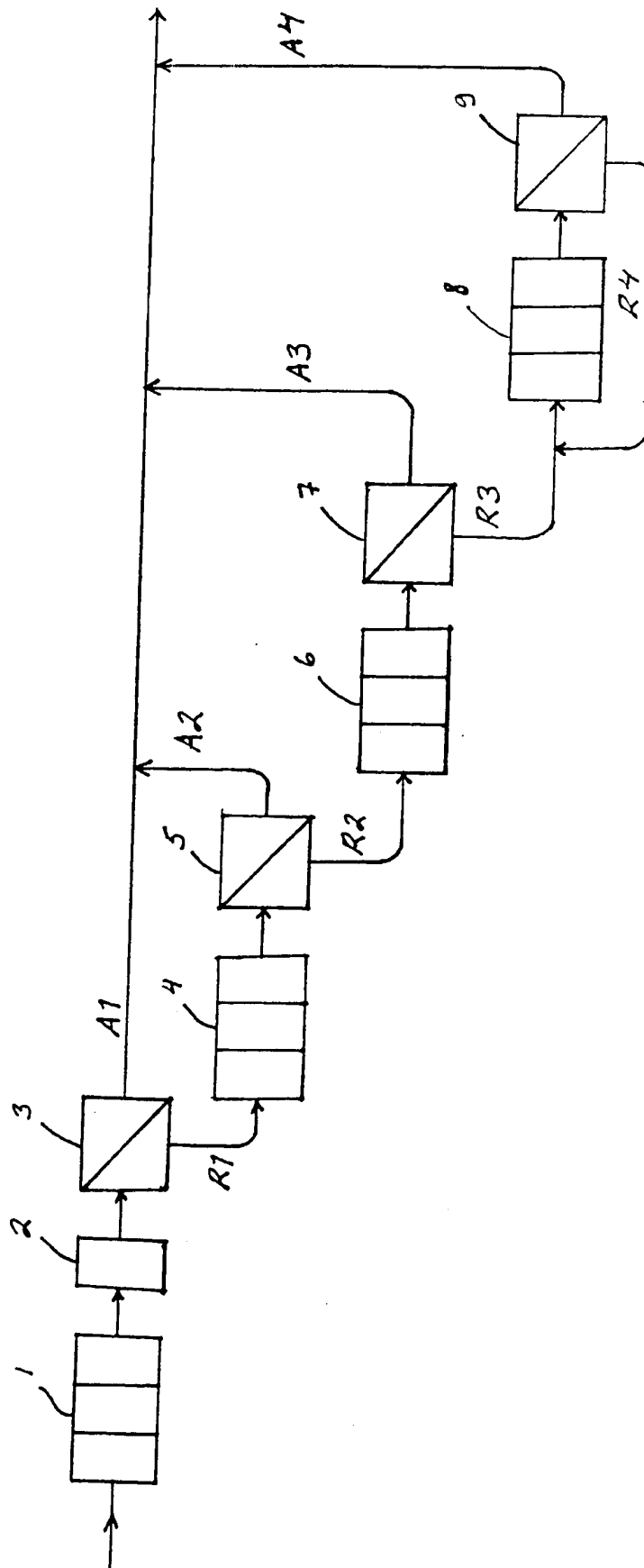


Fig. 2

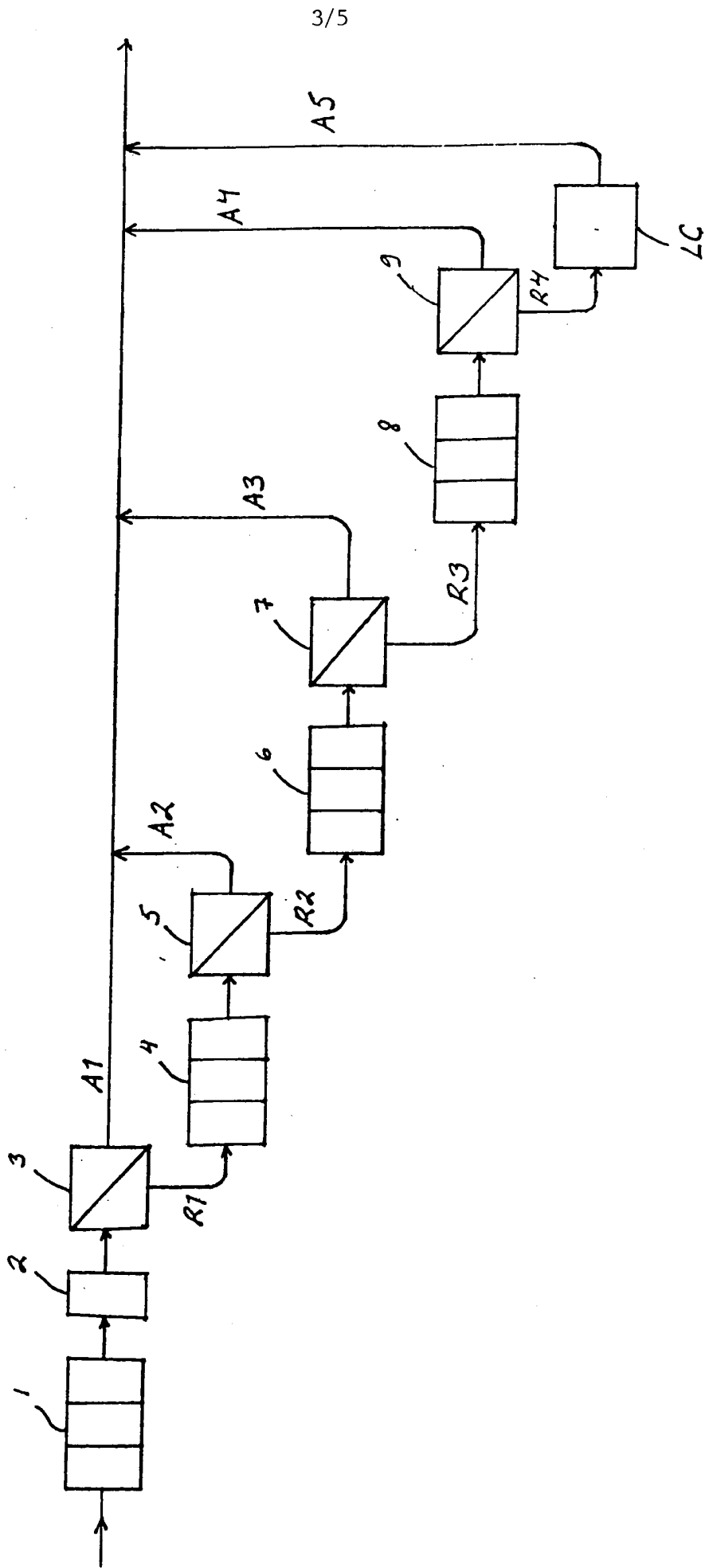


Fig. 3

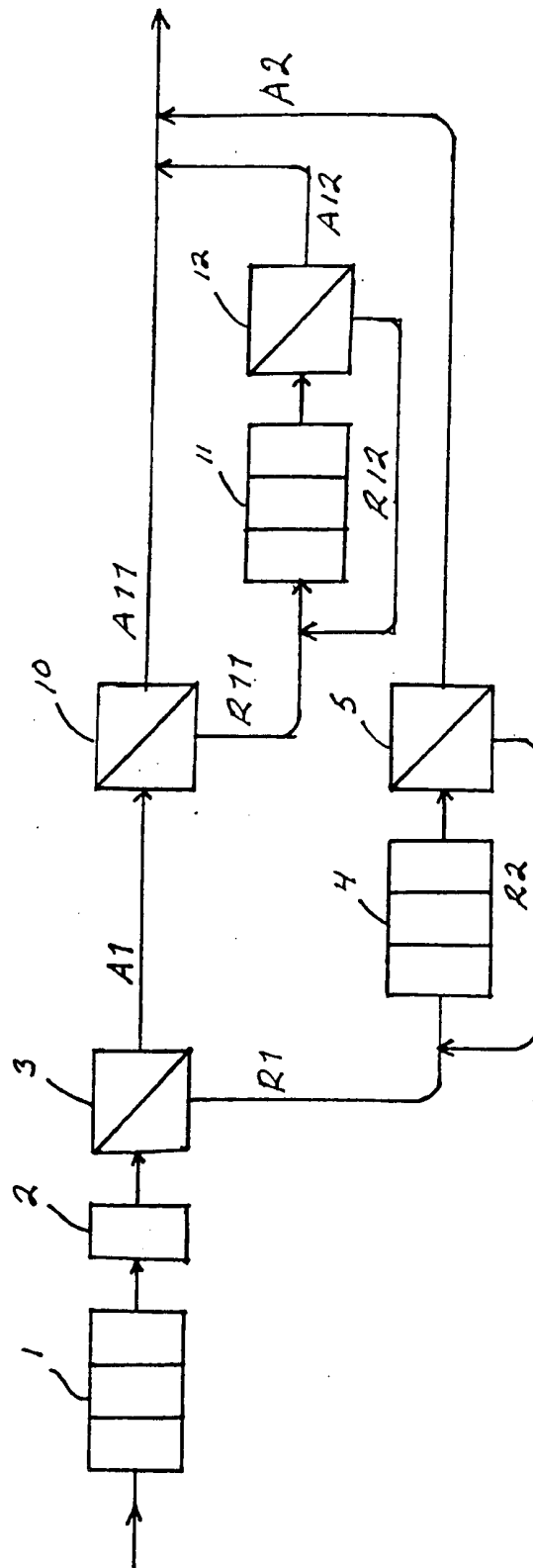


Fig. 4

INTERNATIONAL SEARCH REPORT

International application No.

PCT/FI 00/01055

A. CLASSIFICATION OF SUBJECT MATTER

IPC7: D21B 1/14

According to International Patent Classification (IPC) or to both national classification and IPC

B. FIELDS SEARCHED

Minimum documentation searched (classification system followed by classification symbols)

IPC7: D21B

Documentation searched other than minimum documentation to the extent that such documents are included in the fields searched

SE,DK,FI,NO classes as above

Electronic data base consulted during the international search (name of data base and, where practicable, search terms used)

C. DOCUMENTS CONSIDERED TO BE RELEVANT

Category*	Citation of document, with indication, where appropriate, of the relevant passages	Relevant to claim No.
X	US 5582352 A (MONICA BOKSTRÖM), 10 December 1996 (10.12.96), column 2, line 51 - line 52, claim 1	1
A	---	2-39
A	SE 397851 B (SCA DEVELOPMENT AB), 21 November 1977 (21.11.77), claim 1	1-39

X	US 5427651 A (JONAS A. I. LINDAHL), 27 June 1995 (27.06.95), abstract	40-49



Further documents are listed in the continuation of Box C.



See patent family annex.

* Special categories of cited documents:	"I" later document published after the international filing date or priority date and not in conflict with the application but cited to understand the principle or theory underlying the invention
"A" document defining the general state of the art which is not considered to be of particular relevance	"X" document of particular relevance: the claimed invention cannot be considered novel or cannot be considered to involve an inventive step when the document is taken alone
"E" earlier application or patent but published on or after the international filing date	"Y" document of particular relevance: the claimed invention cannot be considered to involve an inventive step when the document is combined with one or more other such documents, such combination being obvious to a person skilled in the art
"L" document which may throw doubts on priority claim(s) or which is cited to establish the publication date of another citation or other special reason (as specified)	"&" document member of the same patent family
"O" document referring to an oral disclosure, use, exhibition or other means	
"P" document published prior to the international filing date but later than the priority date claimed	

Date of the actual completion of the international search	Date of mailing of the international search report
15 May 2001	17 -05- 2001
Name and mailing address of the ISA/ Swedish Patent Office Box 5055, S-102 42 STOCKHOLM Facsimile No. +46 8 666 02 86	Authorized officer Wiva Asplund/ELY Telephone No. +46 8 782 25 00

INTERNATIONAL SEARCH REPORT

International application No.
PCT/FI00/01055

Box I Observations where certain claims were found unsearchable (Continuation of item 1 of first sheet)

This international search report has not been established in respect of certain claims under Article 17(2)(a) for the following reasons:

1. ☐ Claims Nos.:
because they relate to subject matter not required to be searched by this Authority, namely:

2. ☐ Claims Nos.:
because they relate to parts of the international application that do not comply with the prescribed requirements to such an extent that no meaningful international search can be carried out, specifically:

3. ☐ Claims Nos.:
because they are dependent claims and are not drafted in accordance with the second and third sentences of Rule 6.4(a).

Box II Observations where unity of invention is lacking (Continuation of item 2 of first sheet)

This International Searching Authority found multiple inventions in this international application, as follows:

See extra sheet

1. ☐ As all required additional search fees were timely paid by the applicant, this international search report covers all searchable claims.
2. ☒ As all searchable claims could be searched without effort justifying an additional fee, this Authority did not invite payment of any additional fee.
3. ☐ As only some of the required additional search fees were timely paid by the applicant, this international search report covers only those claims for which fees were paid, specifically claims Nos.:

4. ☐ No required additional search fees were timely paid by the applicant. Consequently, this international search report is restricted to the invention first mentioned in the claims; it is covered by claims Nos.:

Remark on Protest

- ☐ The additional search fees were accompanied by the applicant's protest.
- ☐ No protest accompanied the payment of additional search fees.

INTERNATIONAL SEARCH REPORT

International application No.
PCT/FI00/01055

1. The invention according to claims 1-39 is directed to a method for disintegrating wood material at an overpressure of more than 400 kPa.
2. The invention according to claims 40-49 is directed to a pulp and to the use of that specific pulp for production of printing paper.

It is permitted to have a combination of an independent claim for a given product, an independent claim for a process specially adapted for the manufacture of the said product and an independent claim for a use of the said product in the patent application. However, it being understood that a process is specially adapted for the manufacture of a product if it inherently results in the product. Disintegrating of wood material at an overpressure of more than 400 kPa as described in claim 1 does not necessary lead to the pulp described in claim 40, which is suitable for manufacturing printing paper.

INTERNATIONAL SEARCH REPORT
Information on patent family members

02/04/01

International application No.
PCT/FI 00/01055

Patent document cited in search report			Publication date	Patent family member(s)	Publication date
US	5582352	A	10/12/96	AT 152492 T	15/05/97
				BR 9405402 A	08/09/99
				CA 2137276 A,C	18/08/94
				DE 69402960 D,T	14/08/97
				EP 0683830 A,B	29/11/95
				FI 945667 A	25/01/95
				JP 8506627 T	16/07/96
				NO 304119 B	26/10/98
				NO 944603 A	30/11/94
				SE 500761 C	29/08/94
				SE 9300409 A	10/08/94
				US 5632242 A	27/05/97
				WO 9418383 A	18/08/94
				BG 98182 A	30/09/94
				CZ 284449 B	16/12/98
				CZ 9302293 A	18/05/94
				DE 4401603 A	24/08/95
				FR 2715761 A,B	04/08/95
				GB 2271946 A,B	04/05/94
				HU 70622 A	30/10/95
				HU 9303057 D	00/00/00
				SE 505584 C	15/09/97
				SE 9400074 A	14/07/95
				SK 118593 A	11/05/94
				US 5289513 A	22/02/94
SE	397851	B	21/11/77	AU 2362677 A	28/09/78
				BR 7702080 A	24/01/78
				DE 2714730 A,B,C	06/10/77
				FI 770974 A	03/10/77
				FR 2360712 A	03/03/78
				JP 52124902 A	20/10/77
				NO 771171 A	04/10/77
				SE 7603949 A	03/10/77
US	5427651	A	27/06/95	CA 2072585 A	16/07/91
				FI 923209 A	13/07/92
				SE 465377 B	02/09/91
				SE 9000120 A	16/07/91
				WO 9110774 A	25/07/91
				SE 469110 B,C	17/05/93
				SE 9100020 A	05/07/92