

①9

LATVIJAS REPUBLIKAS  
PATENTU VALDE

①1 LV 10434 B

⑤1 Int.Cl. <sup>5</sup> C07D231/38  
A61K31/415Latvijas patents uz izgudrojumu  
1995.g. 30.marta Latvijas Republikas likums

①2

## Īsziņas

②1 Pieteikuma numurs: P-93-138

②2 Pieteikuma datums: 25.02.1993\*

④1 Pieteikuma publikācijas datums: 20.02.1995

④5 Patenta publikācijas datums: 20.10.1995

③0 Prioritāte:  
9010486                      20.08.1990                      FR

⑦3 Īpašnieks(i):  
ELF-SANOI; 32-34, rue Marbeuf, F-75008  
Paris, FR

⑦2 Izgudrotājs(i):  
Robert BOIGEGRAIN (FR),  
Danielle GULLY (FR),  
Francis JEANJEAN (FR),  
Jean-Charles MOLIMARD (FR)

⑦4 Pilnvarotais vai pārstāvis:  
Ābrams FOGELS,  
Patentu birojs "ALFA-PATENTS",  
Mārstaļu iela 2/4, Rīga LV-1050

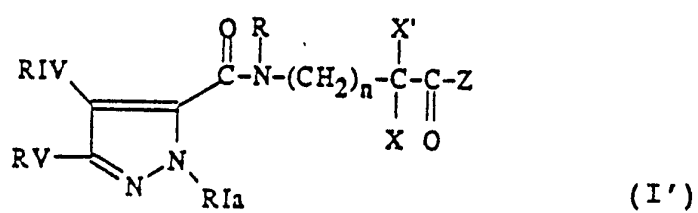
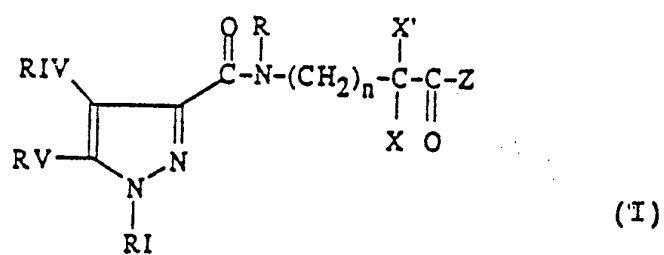
⑤4 Virsraksts: 3-Amidopirazola atvasinājumi, to iegūšanas paņēmieni un farmaceitiskais sastāvs uz to bāzes

⑤7 Kopsavilkums: Izgudrojums attiecas uz jauniem 3-amidopirazola atvasinājumiem, to iegūšanas metodēm un ārstniecisko sastāvu uz šo savienojumu bāzes. Jaunajiem savienojumiem piemīt iedarbība uz centrālo nervu sistēmu, sirds-asinsvadu sistēmu un kuņģa-zarnu traktu.

\* pieteikums pieņemts ievērojot LR Ministru Padomes 1992.gada 28.februāra lēmumu Nr.72(PSRS pat.piet.Nr. 5001452, iesniegšanas datums 19.08.1991)

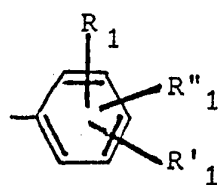
## Izgudrojuma formula

1. 3-Amidopirazols ar formulu (I) vai (I'):



kurā:

$R_1$  ir grupa ar formulu



kurā  $R_1$ ,  $R_1'$  un  $R_1''$ , neatkarīgi viens no otra, ir ūdeņraža atoms, halogēna atoms, hidroksilgrupa, taisna vai sazarota  $C_{1-4}$ -alkilgrupa,  $C_{1-4}$ -alkoksigrupa, trifluormetilgrupa, trifluormetoksigrupa, nitrogrupa, karboksilgrupa, aminogrupa;

karboksialkilgrupa vai alkoksikarbonilalkilgrupa, kurā ir 1-4 oglekļa atomi;

$C_{3-6}$ -cikloalkilgrupa;

tetrahidronaftilgrupa;

piridinilgrupa;

naftilgrupa, aizvietota ar  $R_1$ ,  $R_1'$  un  $R_1''$ , kuru nozīmes ir jau minētās;

benzilgrupa, aizvietota ar  $R_1$ ,  $R_1'$  un  $R_1''$ , kuru nozīmes ir jau minētās;

cinnamilgrupa, neobligāti aizvietota aromātiskajā gredzenā ar halogēna atomu, hidroksilgrupām,  $C_{1-4}$ -alkoksigrupām;

hinolinilgrupa vai izohinolinilgrupa, neobligāti aizvietota ar  $R_1$ ,  $R_1'$  un  $R_1''$ , kuru nozīmes ir jau minētās;

2-benzotiazolilgrupa;

hinoksalindionilgrupa

1-ftalazinilgrupa;

benzotiadiazolilgrupa;

metilēngrupa, aizvietota ar piecu vai sešu locekļu heterociklisku grupējumu, tādu, kā piridinilgrupa vai tienilgrupa;

$R_{1a}$  ir benzilgrupa, aizvietota ar  $R_1$ ,  $R_1'$  un  $R_1''$ , kuru nozīmes ir jau minētās;

R ir ūdeņraža atoms, taisna vai sazarota  $C_{1-4}$ -alkilgrupa;

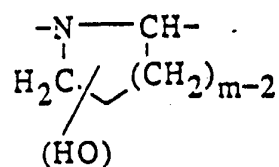
n ir 0, 1, 2 vai 3;

vai X ir ūdeņraža atoms, bet

X' ir ūdeņraža atoms; taisna vai sazarota  $C_{1-6}$ -alkilgrupa; arilgrupa;  $C_{1-4}$ -aminoalkilgrupa;  $C_{1-4}$ -hidroksialkilgrupa; karboksialkilgrupa, kurā ir 1-4 oglekļa atomi; acetamidoalkilcisteinilgrupa, kurā ir 1-4 oglekļa atomi; guanidinoalkilgrupa, kurā ir 1-4 oglekļa atomi; nitroguanidinoalkilgrupa, kurā ir 1-4 oglekļa atomi;  $C_{3-7}$ -cikloalkilgrupa; arilalkilgrupa, kurā alkilgrupā ir 1-4 oglekļa atomi un arilgrupa neobligāti aizvietota ar halogēna atomu, hidroksilgrupu,  $C_{1-4}$ -

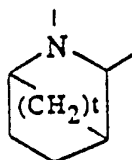
<sub>3</sub>-alkilgrupu; heteroarilalkilgrupa, kur heteroarilgrupa ir imidazolilgrupa, indolilgrupa, kas neobligāti aizvietotas ar C<sub>1-4</sub>-alkilgrupu, hidroksilgrupu vai C<sub>1-4</sub>-alkoksigrupu;

vai arī, kad n ir 0, bet X ir ūdeņraža atoms, X'un -N-R kopā veido ciklu, kas neobligāti aizvietots ar hidroksilgrupu, ar formulu:



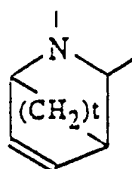
kur m ir 2, 3 vai 4;

vai ciklu ar formulu:



kur t ir 1 vai 2;

vai ciklu ar formulu:



kur t ir 1 vai 2,

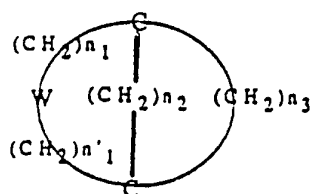
vai indolilciklu, perhidroindolilciklu, 4,5,6,7-tetrahydro(2,3-c)tiēno-6-piridinilciklu;

vai arī X un X' katrs, neatkarīgi viens no otra, ir C<sub>1-4</sub>-alkilgrupa, C<sub>3-6</sub>-cikloalkilgrupa vai fenilgrupa;

vai arī X un X' kopā veido C<sub>2-12</sub>-cikloalkilgrupu, kas neobligāti aizvietota ar C<sub>1-3</sub>-alkilgrupu;

vai arī X un X' un oglekļa, kuram tie pievienoti, kopā veido adamantilgrupu, kas aizvietota ar vienu vai divām metilgrupām vai

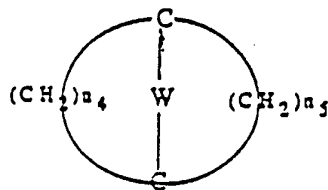
hidroksilgrupām,  $C_{1-3}$ -alkoksigrupu, halogēna atomu, 1-azaadamantilgrupu; hinuklidinilgrupu; 4-piperidinilgrupu, kas neobligāti aizvietota pie N atoma ar benzilgrupu; 2,2,6,6-tetrametilpiperidinilgrupu; tetrahidronaftilgrupu; tetrahidro-4-piranilgrupu vai tetrahidro-4-tiopiranilgrupu; 2,3-dihidro-(4H)-4-benzopiranilgrupu; 2,3-(4H)-4-benzotiopiranilgrupu; grupu ar formulu a:



a

kurā  $n_1$  ir 0 vai 1;  $n_1$  ir 1 vai 2;  $n_3$  ir 2 vai 3;  $n_2$  ir 1, bet W ir oglekļa atoms vai skābekļa atoms; turklāt šī grupa ir savienota ar grupām -N-R un -C(O)-Z, kuru nozīmes ir jau minētas, ar vienu vai otru cikla oglekļa atoma palīdzību;

vai grupu ar formulu b:



b

kurā  $n_4$  ir 2, 3 vai 4;  $n_5$  ir 2 vai 3, bet W ir oglekļa atoms vai skābekļa atoms, turklāt šī grupa ir savienota ar grupām -N-R un -C(O)-Z, kuru nozīmes ir jau minētas, ar vienu vai otru cikla oglekļa atoma palīdzību;

turklāt minēto grupu a un b cikli ir neobligāti aizvietoti vienā un/vai otrā ciklā ar vienu vai divām  $C_{1-4}$ -alkilgrupām, bet aminoskābe nevar atrasties  $\alpha$ -stāvoklī pret W, kad W ir skābekļa atoms;

(2,2,1)-biciklo-5-heptan-2-ilgrupu; 8-oksa-(3,2,1)-biciklo-6-okten-3-ilgrupu; 8-tio-(3,2,1)-biciklo-3-oktanilgrupu;

vai arī X ir ūdeņraža atoms, bet X' ir adamantilgrupa, neobligāti aizvietota ar vienu vai divām metilgrupām, hidroksilgrupu,  $C_{1-3}$ -alkoksigrupu, halogēna atomu; 1-azaadamantilgrupa; grupa ar formulu a vai b, kas jau minētas, turklāt saistība starp šiem cikliem un oglekļa atomu, kam pievienotas

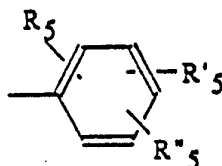
grupas  $-C(O)-Z$  un  $-N-R$ , nevar būt  $\alpha$ -stāvoklī attiecībā pret  $W$ , kurš ir skābekļa atoms;

$Z$  ir hidroksilgrupa;  $C_{1-6}$ -alkoksigrupa; skābekļa atoms, aizvietots ar karbonskābju aizsarggrupu, tādu, kā terc-butilgrupa; benzilgrupa, kas neobligāti aizvietota ar halogēna atomu,  $C_{1-6}$ -alkilgrupu, trifluormetilgrupu, trifluormetoksigrupu vai karboksilgrupu; aminogrupa; slāpekļa atoms, aizvietots ar karboksialkilgrupu, kurā ir 1 - 6 oglekļa atomi ar taisnu vai sazarotu virkni;

ar tādu noteikumu, ka, ja  $Z$  ir aizvietots slāpekļa atoms, kā jau minēts, un  $n$  ir 0, tad, ja  $X$  ir ūdeņraža atoms,  $X'$  nevar būt grupa  $-(CH_2)_x-C(=O)-Q$ , kurā  $x$  ir 1 vai 2, bet  $Q$  ir hidroksilgrupa, aminogrupa, kas neobligāti aizvietota ar divām  $C_{1-6}$ -alkilgrupām,  $C_{1-6}$ -alkoksigrupu;

$R_{IV}$  ir ūdeņraža atoms, halogēna atoms,  $C_{1-6}$ -alkilgrupa;

$R_V$  ir grupa



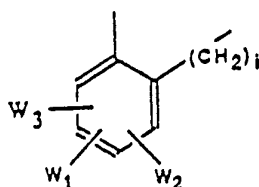
kurā  $R_5$ ,  $R'_5$  un  $R''_5$ , neatkarīgi viens no otra, ir ūdeņraža atoms, halogēna atoms, taisna vai sazarota  $C_{1-4}$ -alkilgrupa, hidroksilgrupa,  $C_{1-4}$ -alkoksigrupa, nitrogrupa, trifluormetilgrupa, trifluormetoksigrupa, ciāngrupa, aminogrupa, karboksilgrupa, karboksialkilgrupa kurā ir 1-4 oglekļa atomi; fenilgrupa;

naftilgrupa, neobligāti aizvietota ar  $C_{1-4}$ -alkilgrupu;

piridinilgrupa;

stirilgrupa, neobligāti aizvietota ar  $C_{1-4}$ -alkilgrupu;

vai arī  $R_{IV}$  un  $R_V$  kopā veido grupu



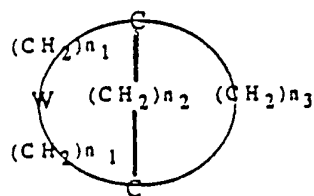
kurā fenilgrupa ir pirazola cikla stāvoklī 5, bet grupa  $-(CH_2)_i$ , kurā  $i$  ir 1 - 3, ir pirazola cikla stāvoklī 4;  $W_1$ ,  $W_2$  un  $W_3$  ir aizvietotāji benzola gredzenā, kas neatkarīgi viens no otra, ir ūdeņraža atoms, halogēna atoms vai hidroksilgrupa;

vai tā iespējamā sāls ar organiskajām vai neorganiskajām skābēm vai neorganiskajām un organiskajām bāzēm.

2. 3-Amidopirazols ar formulu (I), kurā  $R$ ,  $X$ ,  $X'$ ,  $n$ ,  $R_{IV}$  un  $R_V$  ir ar punktā 1 jau minētajām nozīmēm, a t š ķ i r a s ar to, ka  $R_1$  ir fenilgrupa vai naftilgrupa, aizvietota ar  $R_1$ ,  $R_1'$  un  $R_1''$ , kuru nozīmes ir punktā 1 jau minētās, vai tā iespējamā sāls ar organiskajām vai neorganiskajām skābēm vai neorganiskajām un organiskajām bāzēm.

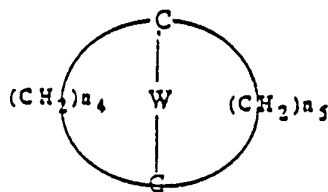
3. 3-Amidopirazols ar formulu (I) vai (I'), kurā  $R$ ,  $X$ ,  $X'$ ,  $n$ ,  $Z$ ,  $R_1$ ,  $R_{1a}$  un  $R_{IV}$  ir ar punktā 1 jau minētajām nozīmēm, a t š ķ i r a s ar to, ka  $R_V$  ir fenilgrupa vai naftilgrupa, aizvietota ar  $R_5$ ,  $R_5'$  un  $R_5''$ , kuru nozīmes ir punktā 1 jau minētās, pie tam vēlams, lai  $R_5$ ,  $R_5'$  un  $R_5''$  būtu ūdeņraža atoms vai  $C_{1-4}$ -alkoksigrupa, vai tā iespējamā sāls ar organiskajām vai neorganiskajām skābēm vai neorganiskajām un organiskajām bāzēm.

4. 3-Amidopirazols ar formulu (I) vai (I'), kurā  $R$ ,  $n$ ,  $R_{IV}$  un  $R_V$  ir ar punktā 1 jau minētajām nozīmēm, a t š ķ i r a s ar to, ka  $X$ ,  $X'$  un oglekļa atoms, pie kura tie saistīti, veido adamantilgrupu ar formulu:



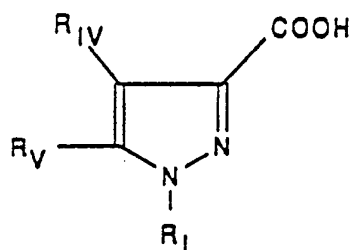
a

kurā  $n_1$ ,  $n_1$ ,  $n_2$ ,  $n_3$  un  $W$  ir ar punktā 1 jau minētajām nozīmēm, vai grupa ar formulu:

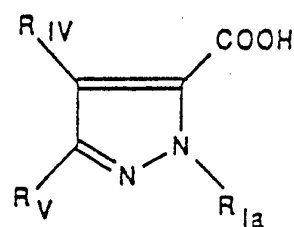


kurā  $n_4$ ,  $n_5$  un  $W$  ir ar punktā 1 jau minētajām nozīmēm, turklāt minētās grupas turklāt šīs grupas var būt, ar viena vai otra cikla viena un tā paša oglekļa atoma palīdzību savienotas ar grupām  $-N-R$  un  $-C(O)-Z$ , kuru nozīmes ir jau minētas, turklāt minēto grupu  $a$  un  $b$  cikli ir neobligāti aizvietoti vienā un/vai otrā ciklā ar vienu vai divām  $C_{1-4}$ -alkilgrupām, bet aminoskābe nevar atrasties  $\alpha$ -stāvoklī pret  $W$ , kad  $W$  ir skābekļa atoms, vai tā iespējamā sāls ar organiskajām vai neorganiskajām skābēm vai neorganiskajām un organiskajām bāzēm.

5. Paņēmiens savienojumu ar formulu (I) un (I') iegūšanai, kas atšķiras ar to, ka pirazolkarbonkābes funkcionālos atvasinājumus ar formulu (II) vai (II')

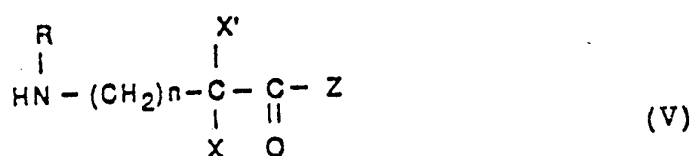


(II)



(II')

kur  $R_1$ ,  $R_{IV}$ ,  $R_V$  un  $R_{Ia}$  ir ar jau minētām nozīmēm, pakļauj iedarbībai ar aminoskābi, kas neobligāti aizsargāta ar peptīdu sintēzē raksturīgām aizsarggrupām, un kuras formula ir



kurā  $R$ ,  $n$ ,  $X$ ,  $X'$  un  $Z$  nozīmes ir jau minētās, un, ja nepieciešams, tādā veidā iegūto savienojumu pārvērš par vienu no tā sālīm.

6. Ārstnieciskais sastāvs, kas kā aktīvo vielu satur savienojumu pēc jebkura no punktiem 1-4, vai kādu no tā iespējamām ārstnieciski pieņemamām sālīm.



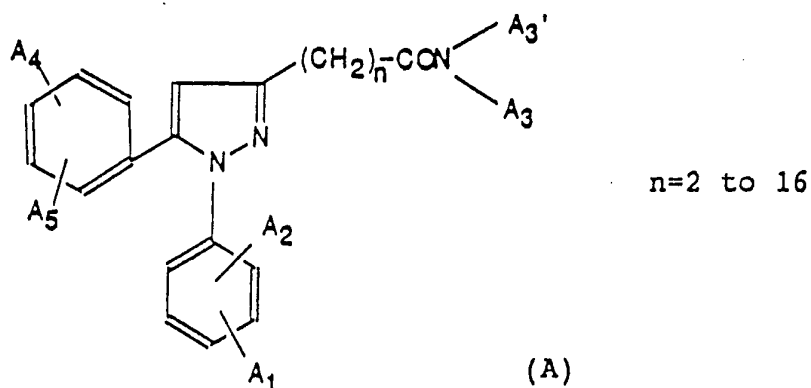
7. Ārstnieciskais sastāvs pēc punkta 6, kas a t š ķ i r a s ar to, ka satur no 0,25 līdz 250 mg aktīvās vielas maisījumā ar vismaz vienu ārstnieciski indiferentu vielu.

The present invention relates to new pyrazole derivatives possessing an amide group substituted with an amino acid or one of its derivatives at position 3 and variously substituted in positions 1, 2, 4 or 5 of the pyrazole ring, to a process for preparing these and to pharmaceutical compositions containing the said pyrazole derivatives as an active ingredient.

The compounds according to the invention possess activity with respect to the central nervous system, the cardiovascular system or the gastrointestinal system.

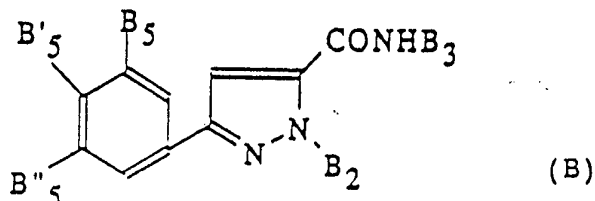
A large number of pyrazole derivatives are described in the literature.

1,5-Diarylpyrazoles substituted at position 3 with an alkyl chain containing from 2 to 16 carbon atoms and variously substituted, in particular with an amide, and corresponding to the formula:



are described in European Patent 0,248,594 as possessing anti-inflammatory activity and activity with respect to the cardiovascular system.

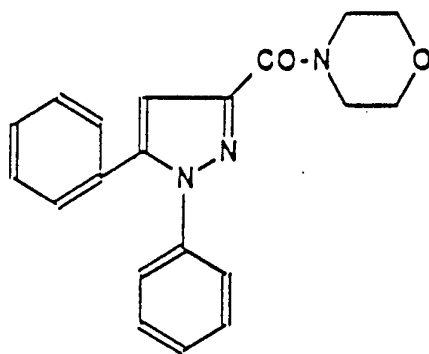
Pyrazole derivatives of formula:



where B<sub>2</sub> represents either a hydrogen atom or a methyl group, B<sub>3</sub> represents, for example, an alkyl and B<sub>5</sub>, B', and B'', independently represent, for example, hydrogen, a halogen or a C<sub>1</sub>-C<sub>3</sub> alkoxy, are described in British Patent

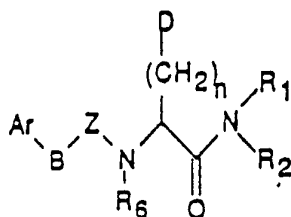
2,130,205 as being capable of use for the purpose of decreasing the blood uric acid level in mammals.

It is, moreover, described in Journal of the Chemical Society, 1973, 2532-2534 that 2-morpholino-5-phenyl-5-phenylazofuran salts rearrange to 1,5-diphenylpyrazoles substituted at position 3, of formula:



(C)

Patent Application WO 89/02,431 describes new N-containing heterocyclic, in particular pyrazolyl, compounds of formula:



(D)

in which, for example:

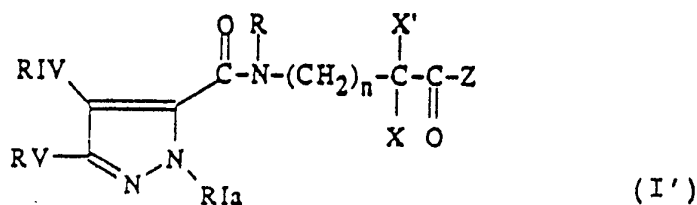
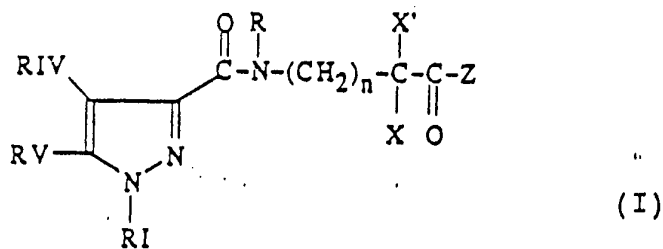
- Ar represents a pyrazolyl,
- B represents  $(CH_2)_m$  with  $m = 0$  to  $4$ ,
- Z represents  $-C=O$ ,  $n = 1$  to  $3$ ,
- D represents  $COR_3$ ,
- $R_1$  and  $R_2$  represent a hydrogen or a  $C_1-C_3$  alkyl or together go to make up a cyclic amine.

These amidopyrazole amide derivatives of acylglutamic or -aspartic acid are described as possessing cholecystokinin-inhibiting properties.

It has now been found that variously substituted derivatives of 3-amidopyrazole possess activity with respect to the central nervous system, and especially with respect to the neuropeptide-regulating systems,

displacing, for example, tritiated or iodinated neurotensin from its receptor.

Thus, the subject of the present invention, according to one of its aspects, is a 3-amidopyrazole of formula (I) or (I'):

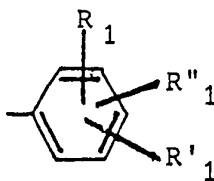


in which

-  $R_1$  represents:

10

• a group



where  $R_1$ ,  $R'_1$  and  $R''_1$  each independently represent a hydrogen atom, a halogen atom, a hydroxyl, a linear or branched  $C_1$ - $C_4$  alkyl group, a  $C_1$ - $C_4$  alkoxy group, a trifluoromethyl group, a trifluoromethoxy group, a nitro group, a carboxyl group or an amino group;

15

• a carboxyalkyl or alkoxycarbonylalkyl group in which the alkyls are  $C_1$ - $C_4$  groups;

• a cycloalkyl group in which the alkyls are  $C_3$ - $C_6$  groups;

20

• a tetrahydronaphthyl group;

• a pyridyl group;

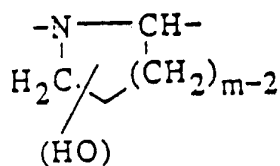
• a naphthyl group substituted with  $R_1$ ,  $R'_1$  and  $R''_1$  as defined above;

• a benzyl group substituted with  $R_1$ ,  $R'_1$  and  $R''_1$  as

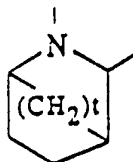
defined above;

- a cinnamyl group optionally substituted on the aromatic ring with a halogen, a hydroxyl or a C<sub>1</sub>-C<sub>4</sub> alkoxy;
- 5     • a quinolyl or isoquinolyl group optionally substituted with R<sub>1</sub>, R'<sub>1</sub> and R''<sub>1</sub> as defined above;
- a 2-benzothiazolyl group;
- a quinoxalinyldione group;
- a 1-phthalazinyl group;
- 10     • a benzothiadiazolyl group;
- a methylene group substituted with a 5- or 6-membered heterocyclic group such as, in particular, a pyridyl and a thienyl;
- R<sub>1a</sub> represents a benzyl group substituted with R<sub>1</sub>, R'<sub>1</sub> and R''<sub>1</sub> as defined above;
- 15     -     R represents hydrogen or a linear or branched C<sub>1</sub>-C<sub>4</sub> alkyl;
- n represents 0, 1, 2 or 3;
- either X represents hydrogen and X' represents hydrogen; a linear or branched C<sub>1</sub>-C<sub>6</sub> alkyl; an aryl; a C<sub>1</sub>-C<sub>4</sub> aminoalkyl; a C<sub>1</sub>-C<sub>4</sub> hydroxyalkyl; a carboxyalkyl in which the alkyl group is a C<sub>1</sub>-C<sub>4</sub> group; an acetamidoalkylcysteine in which the alkyl group is a C<sub>1</sub>-C<sub>4</sub> group; a guanidinoalkyl in which the
- 20     alkyl group is a C<sub>1</sub>-C<sub>4</sub> group; a nitroguanidinoalkyl in which the alkyl group is a C<sub>1</sub>-C<sub>4</sub> group; a C<sub>3</sub>-C<sub>7</sub> cycloalkyl; an arylalkyl in which the alkyl is a C<sub>1</sub>-C<sub>4</sub> group and in which the aryl is optionally substituted with a halogen or a hydroxyl or with a C<sub>1</sub>-C<sub>3</sub> alkyl; a heteroarylalkyl in which the hetero-
- 25     aryl represents an imidazolyl or an indolyl unsubstituted or substituted with a C<sub>1</sub>-C<sub>4</sub> alkyl, with a hydroxyl or with a C<sub>1</sub>-C<sub>4</sub> alkoxy and in which the alkyl is a C<sub>1</sub>-C<sub>4</sub> group;
- 30     -     or, when n is equal to zero, X represents hydrogen and X' and -N-R considered together form a ring, unsubstituted or substituted with a hydroxyl, of formula:
- 35

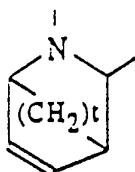
5

with  $m = 2, 3$  or  $4$ 

or a ring-system of formula:

with  $t = 1$  or  $2$ 

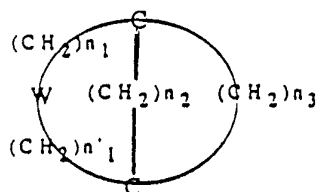
or a ring-system of formula:

with  $t = 1$  or  $2$ 

5

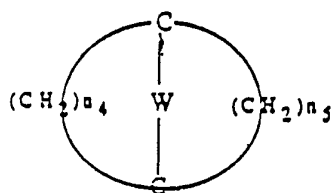
or an indolinyl, perhydroindole or 4,5,6,7-tetrahydrothieno[2,3-c]pyrid-6-yl ring-system;

- or X and X' each independently represent a  $C_1$ - $C_4$  alkyl or a  $C_3$ - $C_6$  cycloalkyl; a phenyl;
- 10 - or X and X' are linked and form together a cycloalkyl group having 2 to 12 carbon atoms, optionally substituted with a  $C_1$ - $C_3$  alkyl;
- or X, X' and the carbon atom to which they are linked form an adamantyl group; an adamantyl group
- 15 substituted with one or two methyl groups or with a hydroxyl, a  $C_1$ - $C_3$  alkoxy or a halogen atom; a 1-azaadamantyl group; a quinuclidinyl group; a 4-piperidyl group optionally N-substituted with a benzyl group; a 2,2,6,6-tetramethylpiperidyl group;
- 20 a tetrahydronaphthyl group; a tetrahydropyran-4-yl or tetrahydrothiopyran-4-yl group; a 2,3-dihydro-4H-benzopyran-4-yl group; a 2,3-dihydro-4H-benzothiopyran-4-yl group; a group of formula a

a

in which  $n_1 = 0$  or  $1$ ,  $n'_1 = 1$  or  $2$ ,  $n_2 = 1$ ,  $n_3 = 2$  or  $3$  and  $W$  represents a carbon atom or an oxygen atom, this

group of formula a) being attached to  $\overset{\text{R}}{\underset{|}{\text{N}}}$ - and to  $-\text{C}(\text{O})-\text{Z}$  as defined above through one carbon atom of one or other of the rings, or a group of formula b



b

in which  $n_4 = 2, 3$  or  $4$ ,  $n_5 = 2$  or  $3$  and  $W$  represents a carbon or oxygen atom, this group of formula b) being

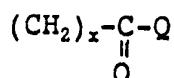
attached to  $\overset{\text{R}}{\underset{|}{\text{N}}}$ - and to  $-\text{C}(\text{O})-\text{Z}$  as defined above through one carbon atom of one or other of the two rings,

it being possible for the rings of the above groups a and b to be optionally substituted on one and/or other of the rings with one or two  $\text{C}_1-\text{C}_4$  alkyl groups and it not being possible for the amino acid to be at the alpha-position with respect to  $W$  when  $W$  represents oxygen; a bicyclo[2.2.1]hept-5-en-2-yl group; an 8-oxabicyclo[3.2.1]oct-6-en-3-yl group; an 8-thiabicyclo-[3.2.1]oct-3-yl group;

- or  $X$  represents hydrogen and  $X'$  is an adamantyl group; an adamantyl group substituted with one or two methyls, with a hydroxyl, a  $\text{C}_1-\text{C}_3$  alkoxy or a halogen atom; a 1-azaadamantyl group; a group of formula a or b as defined above, it not being possible for the bond between these ring-systems and the carbon carrying  $-\text{COZ}$  and  $-\text{N-R}$  to be at the alpha-position with respect to  $W$  when the latter represents oxygen;

-  $Z$  represents a hydroxyl group or a  $\text{C}_1-\text{C}_6$  alkoxy group; an oxygen atom substituted with a carboxylic acid-protecting group such as a tert-butyl, a

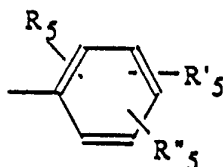
benzyl, a benzyl substituted with a halogen atom, a C<sub>1</sub>-C<sub>6</sub> alkyl, a trifluoromethyl, a trifluoromethoxy or a carboxyl group; an amino group; a nitrogen atom substituted with a carboxyalkyl in which the alkyl is a linear or branched C<sub>1</sub>-C<sub>6</sub> group, with the limitation that, if Z represents a nitrogen atom substituted as defined above and if n = 0, then, when X = H, X' cannot be a group:



in which x = 1 or 2 and Q is a hydroxyl, a free amino or amino substituted with a C<sub>1</sub>-C<sub>6</sub> dialkyl or a C<sub>1</sub>-C<sub>6</sub> alkoxy;

- R<sub>IV</sub> represents a hydrogen atom, a halogen atom or a C<sub>1</sub>-C<sub>6</sub> alkyl;
- R<sub>V</sub> represents:

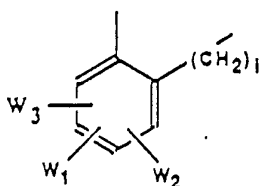
a group



where R<sub>5</sub>, R'<sub>5</sub> and R''<sub>5</sub> each independently represent a hydrogen atom, a halogen atom, a linear or branched C<sub>1</sub>-C<sub>4</sub> alkyl, a hydroxyl, a C<sub>1</sub>-C<sub>4</sub> alkoxy, a nitro, a trifluoromethyl, a trifluoromethoxy, a cyano, an amino, a carboxyl, a C<sub>1</sub>-C<sub>4</sub> carboxyalkyl or a phenyl;

- a naphthyl group unsubstituted or substituted with a C<sub>1</sub>-C<sub>4</sub> alkyl;
- a pyridyl group;
- a styryl group unsubstituted or substituted with a C<sub>1</sub>-C<sub>4</sub> alkyl;
- or alternatively R<sub>IV</sub> and R<sub>V</sub> considered together represent:

a group



in which the phenyl group substitutes the pyrazole at position 5 and the group -(CH<sub>2</sub>)<sub>i</sub>- in which i = 1



to 3 substitutes the pyrazole at position 4,  $W_1$ ,  $W_2$  and  $W_3$  substitute the benzene ring and independently represent hydrogen, a halogen or a hydroxyl group;

05 or one of its possible salts with organic or inorganic acids or with inorganic or organic bases.

In the present description, "aryl" denotes aromatic rings such as, for example, phenyl.

When the compounds (I) or (I') include an  
10 asymmetric carbon, the enantiomers form part of the invention.

When the compounds (I) or (I') contain a group of formula a) or b), the cycloaliphatic amino acids comprise both those for which the amine function is in  
15 the endo position with respect to the aliphatic ring system and those for which the amine function is in the exo position with respect to the aliphatic ring system.

The possible salts of the products of formula (I) or (I') according to the present invention comprise both  
20 those with inorganic or organic acids which permit an appropriate crystallisation or separation of the compounds of formula (I) or (I'), such as picric acid or oxalic acid, and those which form pharmaceutically acceptable salts such as the hydrochloride, hydrobromide,  
25 sulphate, hydrogen sulphate, dihydrogen phosphate, methanesulphonate, methyl sulphate, maleate, fumarate and 2-naphthalenesulphonate.

The possible salts of the products of formula (I) or (I') also comprise the salts with cations, for example  
30 the alkali metal or alkaline earth metal salts such as the sodium, potassium and calcium salts, the sodium salt being preferred, when the said product of formula (I) or (I') contains a carboxylic acid group.

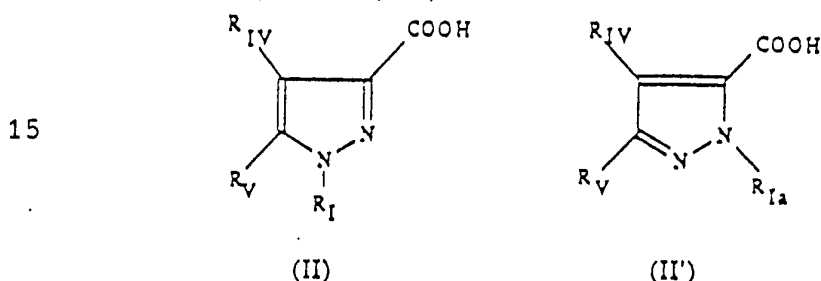
A particular class of the compounds of the  
35 invention consists of the compounds of formula (I) or (I') in which  $R_1$  is either a naphthyl group or a phenyl group substituted with  $R_1$ ,  $R'_1$  and  $R''_1$  as defined above, the other substituents being as defined above.

Another preferred group of the compounds of the invention consists of the compounds of formula (I) or (I') in which  $R_v$  represents a naphthyl or phenyl group

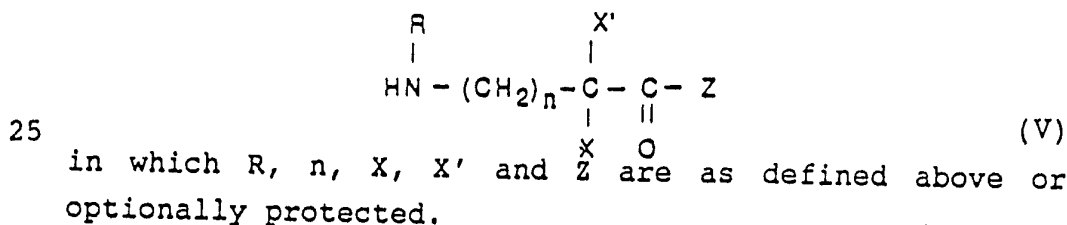
substituted with  $R_5$ ,  $R'_5$  and  $R''_5$  as defined above, the other substituents being as defined above. Preferably,  $R_5$ ,  $R'_5$  or  $R''_5$  is hydrogen or a  $C_1$ - $C_4$  alkoxy.

Another preferred group of the compounds of the invention consists of the compounds of formula (I) or (I') in which  $R$ ,  $Z$ ,  $n$ ,  $R_{IV}$  and  $R_V$  are as above defined and  $X$ ,  $X'$  and the carbon atom to which they are linked form an adamantyl group, a group of formula a or of formula b as above defined.

According to another of its aspects, the present invention relates to a process for the preparation of the compounds of formula (I) and (I'), characterized in that a functional derivative of formula (II) or (II'):



in which  $R_I$ ,  $R_{IV}$ ,  $R_V$  and  $R_{Ia}$  are as defined above, is treated with an amino acid, optionally protected by the protective groups customary in peptide synthesis, of formula:



As a functional derivative of the pyrazolecarboxylic acid of formula (II) or (II'), it is possible to use the acid chloride, the anhydride, a mixed anhydride, an ester, an activated ester, for example the p-nitrophenyl ester, or the free acid judiciously activated, for example, with *N,N*-dicyclohexylcarbodiimide or with benzo-triazolyl-*N*-oxytris(dimethylamino)phosphonium hexafluorophosphate (BOP).

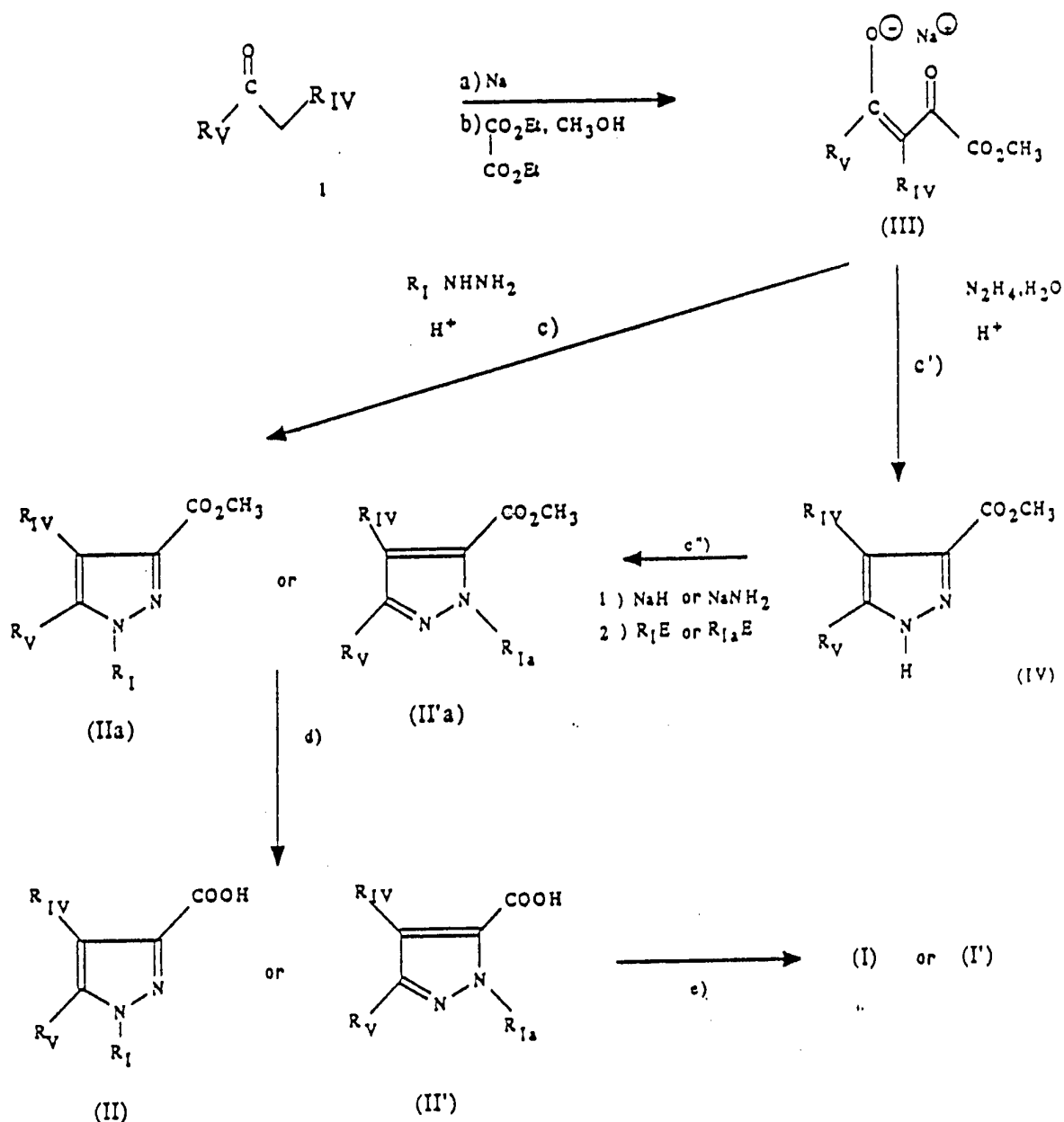
The compounds (I) and (I') thus prepared may then be deprotected, where appropriate, to yield the corresponding free acids.

The esters (IIa) and (II'a) which are precursors of the carboxylic acids (II) and (II'), defined above,

are synthesised by applying the method described in Chem. Pharm. Bull, 1984, 32, 4, 1577.

The process for preparing the compounds (I) or (I') via the esters (IIa) and (II'a) is represented by the following scheme:

SCHEME 1

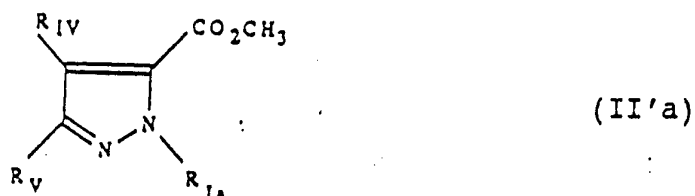


The first step a) consists in the preparation of the sodium enolates of a ketone of formula 1, in which  $R_V$  and  $R_{IV}$  are as defined above, which are reacted with an equimolar amount of ethyl oxalate (step b)) in an alkanol such as, for example, methanol, according to L. CLAISEN,

Ber., 1909, 42, 59. After precipitation in ethyl ether, the sodium enolates (III) are separated by filtration.

The sodium enolates (III) thus prepared and an excess of hydrazine or of a hydrazine derivative  $R_I-NHNH_2$  are then heated to reflux of acetic acid (step c)).

In the case where  $R_I$  represents a substituted or unsubstituted benzyl group  $R_{Ia}$ , there is obtained, during the condensation of the benzylhydrazine with the compounds (III), a mixture, in variable proportions depending on the nature and position of the substituents of  $R_V$ , of the compounds (IIa) and its isomer (II'a) of formula:



in which  $R_{Ia}$ ,  $R_{IV}$  and  $R_V$  are as defined above.

The two isomers (IIa) and (II'a) may then be separated by column chromatography. On saponification of the esters, the pure isomeric acids are obtained, which acids are reacted, for example, with sulphinyl chloride. The acid chlorides are then condensed with the amino acids of formula (V) to yield the compounds (I) and (I') according to the invention (step e)).

A variant of the process, in the case where  $R_I$  is a benzyl or cinnamyl group, consists in the condensation of unsubstituted hydrazine with the compound (III) (step c')) to yield the 1H-pyrazole derivative (IV), which is then substituted in the presence of NaH or  $NaNH_2$  with a group  $R_{IE}$  or  $R_{IaE}$  (step c'')), where E represents a group which can be eliminated such as a halogen, a p-toluenesulphonyloxy (tosyloxy) or a methanesulphonyloxy (mesyloxy).

The 3-amidopyrazole derivatives (I) and (I') which are subjects of the invention are then prepared from the pyrazole acids ————— by converting the ester derivatives (IIa) and (II'a) to their corresponding acids (II) or (II') by the action of an alkaline agent such as,

for example, potassium hydroxide, followed by acidification (step d), then the corresponding compounds of formula (I) and (I') are prepared as described above.

5           If the amino acid contains a hydroxyl group as a substituent, the latter may be protected by an O-protecting group customarily used, and then de-protected according to the usual methods.

10           When the product of formula (I) or (I') possesses a basic function and is obtained in the form of a free base, the salification is performed by treatment with the chosen acid in an organic solvent. On treatment of the free base, dissolved, for example in an alcohol such as isopropanol, with a solution of the chosen acid in the  
15           same solvent, the corresponding salt is obtained, which salt is isolated according to conventional techniques. Thus, for example, the hydrochloride, hydrobromide, sulphate, hydrogen sulphate, dihydrogen phosphate, methanesulphonate, methyl sulphate, oxalate, maleate, fumarate or 2-naphthalenesulphonate is prepared.

20           When the compound of formula (I) or (I') possesses a basic function and is isolated in the form of one of its salts, for example the hydrochloride or oxalate, the free base may be prepared by neutralisation  
25           of the said salt with an inorganic or organic base such as sodium hydroxide or triethylamine, or with an alkali metal carbonate or bicarbonate such as sodium or potassium carbonate or bicarbonate.

30           When the product of formula (I) or (I') contains an acid group, the compound thereby obtained may be converted to a metal salt, in particular an alkali metal salt such as the sodium salt, or an alkaline earth metal salt such as the calcium salt, according to conventional processes.

35           The compounds (I) or (I') according to the invention were subjected to biochemical tests.

          The same compounds (I) or (I') and their salts displace, at concentrations of less than one micromolar, [Tyr<sup>3</sup>-iodinated] neurotensin from its receptor on guinea

pig brain membranes, according to the method described by SADOUL J.L. et al., Biochemical and Biophysical Research Communications, 1984, 120, 3, 812-819.

5       The compounds of the present invention are of low toxicity; in particular, their acute toxicity is compatible with their use as a medicinal product. For such a use, an effective amount of a compound of formula (I) or (I') or of one of their pharmaceutically acceptable salts is administered to mammals.

10       The compounds (I) or (I') according to the invention are the first potential non-peptide synthetic medicinal products capable of binding to the neurotensin receptor and capable of being useful in pathological states associated with a dysfunction of the dopaminergic systems, for example as antipsychotics (D.R. HANDRICH et  
15       al., Brain Research, 1982, 231, 216-221 and C.B. NEMEROFF, Biological Psychiatry, 1980, 15-2, 283-302), and in disorders of the cardiovascular or gastrointestinal system.

20       Thus, the subject of the present invention, according to another of its aspects, is pharmaceutical compositions containing as active principles the compounds of formula (I) or (I') or their possible pharmaceutically acceptable salts.

25       In the pharmaceutical compositions of the present invention for oral, sublingual, subcutaneous, intramuscular, intravenous, transdermal or rectal administration, the active principles may be administered, in unit dosage forms, as a mixture or with conventional  
30       pharmaceutical excipients, to animals and human beings. The appropriate unit dosage forms comprise forms for oral administration such as tablets, gelatin capsules, powders, granules and oral solutions or suspensions, forms for sublingual and buccal administration, forms for  
35       subcutaneous, intramuscular or intravenous administration and forms for rectal administration.

      In order to obtain the desired effect, the dose of active principle can vary between 1 and 1,000 mg per day, and preferably between 2 and 500 mg.

Each unit dose can contain from 1 to 250 mg of active principle, and preferably from 2 to 125 mg, in combination with a pharmaceutical vehicle. This unit dose may be administered 1 to 4 times per day.

5           When a solid composition is prepared in the form of tablets, the active principle is mixed with a pharmaceutical vehicle such as gelatin, starch, lactose, magnesium stearate, talc, gum arabic or the like. It is possible to coat the tablets with sucrose or with other  
10       suitable substances, or they may alternatively be treated in such a way that they have a sustained or delayed activity and release a predetermined amount of active principle in continuous fashion.

          A gelatin capsule preparation is obtained by  
15       mixing the active principle with a diluent and pouring the mixture obtained into soft or hard gelatin capsules.

          A preparation in the form of syrup or elixir can contain the active principle together with a sweetener, preferably a zero-calorie sweetener, and methylparaben  
20       and propylparaben as antiseptic, as well as an agent imparting flavour and a suitable colouring.

          The water-dispersible powders or granules can contain the active principle mixed with dispersing agents or wetting agents, or suspending agents, such as poly-  
25       vinylpyrrolidone and the like, as well as with sweeteners or flavour correctors.

          For rectal administration, suppositories are employed, which are prepared with binders melting at rectal temperature, for example cocoa butter or poly-  
30       ethylene glycols.

          For parenteral administration, aqueous suspensions, isotonic saline solutions or sterile and injectable solutions are used, which contain pharmacologically compatible dispersing and/or wetting agents,  
35       for example propylene glycol or butylene glycol.

          The active principle may also be formulated in the form of microcapsules, optionally with one or more excipients or additives.

          The examples which follow illustrate the

invention without, however, limiting it.

The instantaneous melting points (m.p.) of the crystallised products were measured on a Kofler heating stage and are expressed in degrees Celsius. In the tables which follow, the following abbreviations have been used:

5	CH	cyclohexane
	CH <sub>2</sub> Cl <sub>2</sub>	dichloromethane
	EtOH	ethanol
	Et <sub>2</sub> O	diethyl ether
10	Hx	hexane
	Pn	pentane
	iPr <sub>2</sub> O	diisopropyl ether
	iPrOH	isopropanol
	AcOEt	ethyl acetate
15	MeOH	methanol
	C*	means configuration of the asymmetric carbon.

The following abbreviations are used in the NMR spectra:

	M	multiplet
20	S	singlet
	BS	broad singlet
	D	doublet
	Har	aromatic H
	o : ortho; m : meta	

## 25 PREPARATION OF THE SYNTHESIS INTERMEDIATES

### A. Preparation of the hydrazine derivatives (R<sub>1</sub>NHNH<sub>2</sub>).

A large number of hydrazine derivatives were commercial products.

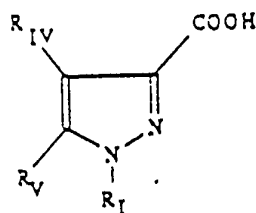
The others were prepared according to known methods by diazotisation of the corresponding aromatic amine followed by reduction of the diazonium salt. Thus, as an example, the preparation of the following may be mentioned:

- 5,6,7,8-tetrahydro-1-naphthylhydrazine, according to R. FUSCO et al., Gazz. Chim. Ital., 1974, 104, 813-817;
- 8-hydrazinoquinoline, according to A. ALBERT et al., J. Chem. Soc., 1967, 1533-1541;
- 5-hydrazionquinoline and 5-hydrazinoisoquinoline,



according to M.G. FERLIN et al., *Il Farmaco*,  
1989, 44 (12), 1141-1155.

B. Preparation of the pyrazolecarboxylic acids (II):

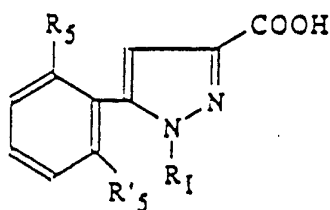


This preparation is carried out according to the above  
described method.

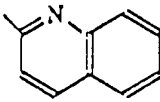
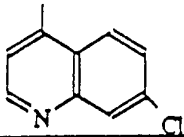
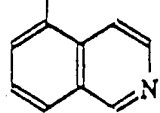
5

Table A below shows, as an example and without implied  
limitation, the characteristics of acids of formula (II).

TABLE A



$R_I$	$R_5$	$R'_5$	M.p.; °C
	OCH <sub>3</sub>	OCH <sub>3</sub>	202
	CH <sub>3</sub>	CH <sub>3</sub>	>260
	OCH <sub>3</sub>	OCH <sub>3</sub>	211
	OC <sub>2</sub> H <sub>5</sub>	OC <sub>2</sub> H <sub>5</sub>	262
	OCH <sub>3</sub>	OCH <sub>3</sub>	220

	OCH <sub>3</sub>	OCH <sub>3</sub>	241
	OCH <sub>3</sub>	OCH <sub>3</sub>	> 260
	OCH <sub>3</sub>	OCH <sub>3</sub>	> 260 (decomposition)

C. Preparation of the amino acids.

The non-commercial products are prepared according to the STRECKER synthesis (Ann., 75, 27, 1850) or according to the synthesis of H.T. BUCHERER et al., J. Pract. Chem., 1934, 141, 5, followed by a hydrolysis to yield the amino acids; for example, 2-amino-2-adamantanecarboxylic acid is prepared according to H.T. NASANTA et al., J. Med. Chem., 1973, 16 (7), 823.

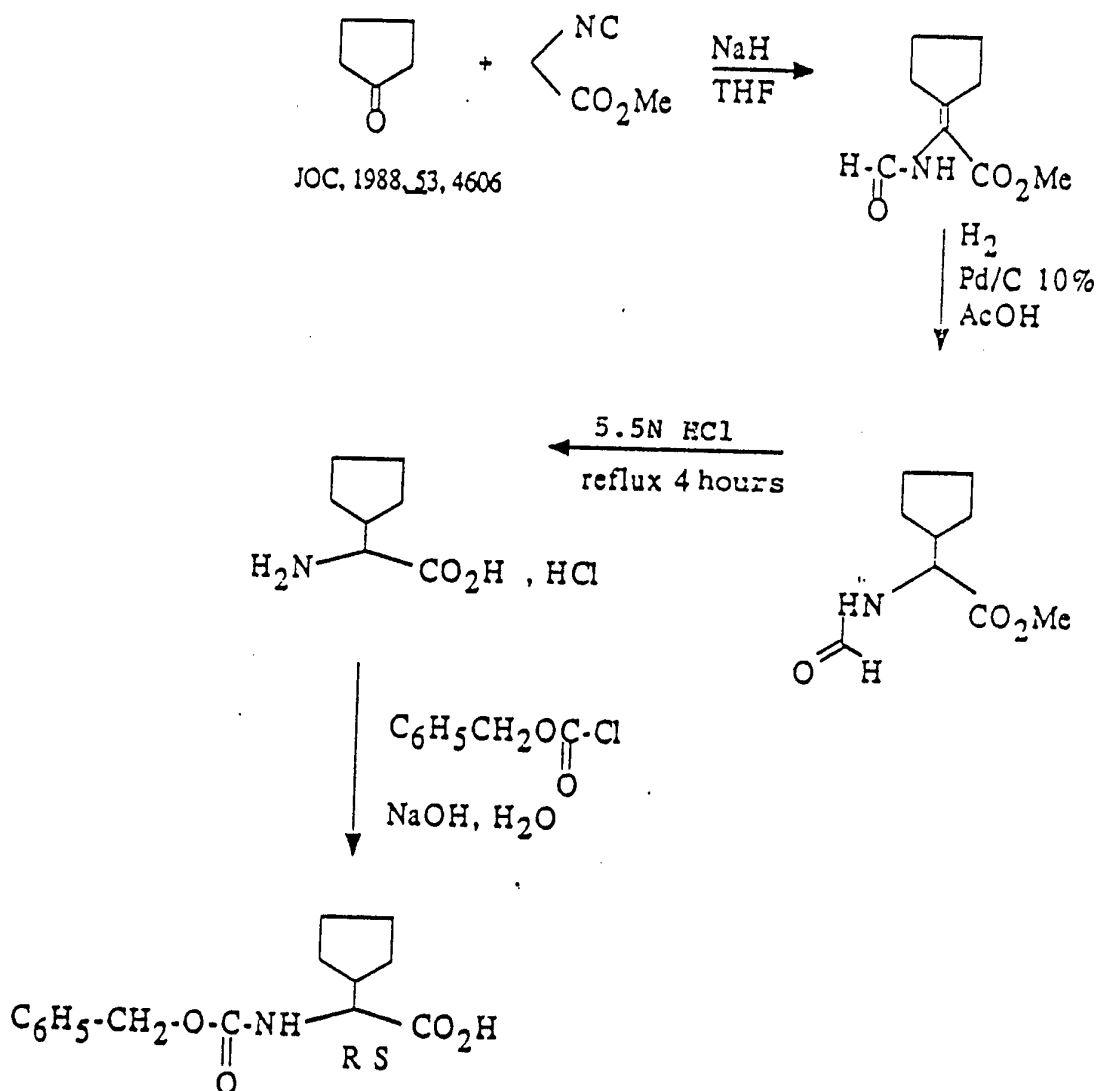
$\alpha$ -Aminocycloalkanecarboxylic acids are prepared according to J.W. TSANG et al., J. Med. Chem., 1984, 27, 1663.

(R)- and (S)-Cyclopentylglycines are prepared by resolution of benzyloxycarbonylcyclopentylglycine.

1) Preparation of racemic benzyloxycarbonylcyclopentylglycine

This compound is prepared by the following reaction scheme 2.

## SCHEME 2



## 2) (RS)-Cyclopentylglycine hydrochloride.

80% NaH (1.8 g) is dissolved in anhydrous THF (50 ml). A mixture of cyclopentanone (4.2 g) and methyl isocyanoacetate (5 g) in THF (50 ml) is added dropwise and with stirring. When the addition is complete, the mixture is left for 2 hours. It is cooled to 5°C and acetic acid in 10% aqueous solution (50 ml) is added slowly. The THF is evaporated off under vacuum. The aqueous residue is extracted with chloroform (3 × 120 ml). The organic phase is dried over Na<sub>2</sub>SO<sub>4</sub> and concentrated under vacuum. The residue is taken up with pentane, filtered

off and washed with pentane.

5 The solid (7.6 g) is dissolved in acetic acid (100 ml). Palladium on charcoal (10% Pd) (3 g) is added and the mixture is stirred at atmospheric pressure and room temperature under hydrogen for 24 hours (1 litre of hydrogen is absorbed). The mixture is filtered through Celite, which is washed several times with acetic acid. The filtrate is evaporated under vacuum. The residue is taken up in 5.5 N hydrochloric acid (70 ml). The mixture is heated to reflux for 4 hours. It is concentrated to dryness, and the residue is treated azeotropically with toluene several times and dried under vacuum. The expected product is obtained.

15

m = 7.2 g

NMR D<sub>2</sub>O: 8 H at 1.6 (M, ring CH<sub>2</sub>); 1 H at 2.20 (M, ring CH); 1 H at 3.80 (D, J=7 CHCO<sub>2</sub>H); 3 H at 8.60 (BS, NH<sub>3</sub><sup>+</sup>)

20

### 3) Acylation with benzyl chloroformate.

(RS)-Cyclopentylglycine hydrochloride (7.2 g) is dissolved in 2 N sodium hydroxide solution (65 ml). Benzyl chloroformate (8.5 g) in THF (30 ml) is added dropwise, cooling to 5°C. The mixture is left stirring overnight at room temperature. It is cooled in ice. It is acidified with concentrated HCl to pH 2 (T ≤ 5°C). It is extracted with chloroform and the organic phase is dried and evaporated. The residue is taken up with pentane. (RS)-Benzyloxycarbonylcyclopentylglycine is obtained.

25

30

M.p. 110°C

### 4) Resolution of benzyloxycarbonylcyclopentylglycine.

35 Benzyloxycarbonylcyclopentylglycine (5.54 g) is dissolved in absolute ethanol (65 ml). (-)-(1R,2S)-1,2-Diphenyl-1-ethanol-2-amine, prepared according to J. WEIJLARD et al., J. Am.

Chem. Soc. 1951, 73, 1216, is added. The mixture is heated to dissolution. It is left to precipitate overnight and is filtered. 2.8 g of the salt (m.p. 175°C) are obtained. The mother liquors are kept.

5

The salt obtained is taken up with water (20 ml), HCl (30 ml) and ether (100 ml). The mixture is stirred to dissolution. The organic phase is separated after settling has taken place, dried and evaporated. Benzyloxycarbonylcyclopentylglycine is obtained, which is treated immediately with concentrated HCl (15 ml) and AcOH (15 ml). The mixture is heated to reflux for 3 hours. It is evaporated to dryness. The residue is taken up with dry ether, filtered off and dried. (S)-Cyclopentylglycine hydrochloride is obtained.

10

15

$[\alpha]_D^{25} = +10.4^\circ$  (c = 0.5, N HCl)

m = 0.6 g.

The mother liquors are evaporated to dryness and the residue is taken up with H<sub>2</sub>O (50 ml), HCl (60 ml) and Et<sub>2</sub>O (300 ml). The mixture is stirred and everything is dissolved. The ether phase is separated after settling has taken place, dried and evaporated. The benzyloxycarbonylcyclopentylglycine (4.3 g) is recovered and is placed in absolute ethanol (50 ml) with (+)-(1S,2R)-1,2-diphenyl-1-ethanol-2-amine (3.30 g). The mixture is heated to dissolution, left standing overnight and filtered. 4.15 g of salt are obtained.

20

25

30

M.p. 175°C

This salt is taken up with water (20 ml), N HCl (40 ml) and ether (200 ml). The mixture is stirred. The ether phase is dried and evaporated and the residue is then treated with concentrated HCl (10 ml) and acetic acid (100 ml). The mixture is heated to reflux for 3 hours and concentrated under vacuum and the residue is taken up with anhydrous ether to obtain (R)-cyclopentylglycine hydrochloride.

35

$m = 1.2 \text{ g}$

$[\alpha]_D^{25} = -10.5 \text{ (c = 0.85, N HCl)}$

Optical purity of the (R)-cyclopentylglycine:

0.10 g of the above hydrochloride are dissolved  
 5 in absolute methanol. The mixture is cooled to  
 -40°C, 0.5 ml of thionyl chloride is added and  
 the mixture is left for 24 hours at room  
 temperature. It is concentrated under vacuum, the  
 residue is taken up in anhydrous chloroform  
 10 (20 ml), and triethylamine (0.2 ml) and  
 (S)-phenylmethyl isocyanate (0.074 ml) are added.  
 The mixture is left for 24 hours and the  
 chloroform is then evaporated off. The residue is  
 chromatographed on silica gel; eluent: ethyl  
 15 acetate. Concentration of the pure fractions  
 yields 0.1 g of the methyl ester. The NMR  
 spectrum in  $\text{CDCl}_3$  shows, at around 3.8 ppm, the  
 presence of two signals for  $-\text{CO}_2\text{CH}_3$ . Integration  
 shows that the weaker signal represents 4%, the  
 20 more intense signal 96%.

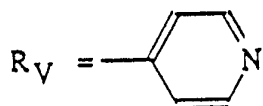
The enantiomeric excess is hence 92%.

It is also possible to prepare the cycloalkyl- $\alpha$ -  
 amino acids of R or S configuration by stereospecific  
 enzymatic hydrolysis of the corresponding racemic  
 25 N-acetyl derivatives, according to J. HILL et al.,  
 J. Org. Chem., 1965, 1321.

#### EXAMPLE 1

(S)-2-{[1-Phenyl-5-(4-pyridyl)-3-pyrazolyl]carbonyl-  
 amino}-4-methylpentanoic acid methyl ester.

30 (I):  $\text{R}=\text{H}$ ;  $n=0$ ;  $\text{X}'=\text{H}$ ;  $\text{X}=-\text{CH}_2-\text{CH}-(\text{CH}_3)_2$ ;  $\text{Z}=\text{OCH}_3$ ;  $\text{R}_I=\text{C}_6\text{H}_5$ ;  
 $\text{R}_{IV}=\text{H}$ ;



0.35 g of 1-phenyl-5-(4-pyridyl)-3-pyrazolocar-  
 boxylic acid is dissolved in 5 ml of dimethylformamide in  
 the presence of 0.45 ml of diisopropylethylamine (DIPEA)  
 35 and 0.59 g of benzotriazolyl-N-oxytris(dimethylamino)-

phosphonium hexafluorophosphate (BOP). 0.23 g (1 equivalent) of (S)-leucine methyl ester hydrochloride, dissolved in 0.4 ml of DIPEA, is then added and the reaction mixture is left overnight at room temperature.

5 The solvents are concentrated under vacuum, the residual oil is extracted with dichloromethane and this solution is washed with water, then with sodium bicarbonate solution and again with water. The organic phase is dried over sodium sulphate and then concentrated under vacuum.  
10 The residue is chromatographed on silica gel; eluent: ethyl acetate.

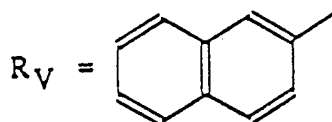
m = 0.18 g

<sup>1</sup>H NMR spectrum of the compound 1: 3H at 8.82 (M, Har o to N and CONH); 5H at 7.50 (M, Phe Har); 3H at 7.27 (Har m to N and pyrazole H<sub>4</sub>); 1H at 4.60 (M, α-Leu H); 3H at 3.77 (S, CO<sub>2</sub>CH<sub>3</sub>); 1H at 2.00 (M, γ-Leu H); 2H at 1.70 (M, β-Leu H); 6H at 1.00 (2D, Leu CH<sub>3</sub>).

#### EXAMPLE 2

(S)-2-{[1-Phenyl-5-(2-naphthyl)-3-pyrazolyl]-carbonylamino}-3-phenylpropanoic acid.

(I): R=H; n=0; X'=H; X=-CH<sub>2</sub>-C<sub>6</sub>H<sub>5</sub>; Z=OH; R<sub>I</sub>=C<sub>6</sub>H<sub>5</sub>; R<sub>IV</sub>=H;



Preparation of 5-(2-naphthyl)-1-phenyl-3-pyrazolecarbonyl chloride.

5 g of 5-(2-naphthyl)-1-phenyl-3-pyrazole-carboxylic acid are dissolved in 56 ml of toluene, and 3.5 ml of sulphonyl chloride are added dropwise to this solution. The mixture is heated to 90° for 2 1/2 h, then concentrated under vacuum. The residual oil is taken up twice in toluene and concentrated under vacuum.

30 m = 5 g

Preparation of the compound 2.

4.9 g of (S)-phenylalanine are added to 60 ml of 2N sodium hydroxide solution, and a solution of 4 g of the acid chloride prepared above, dissolved in 65 ml of tetrahydrofuran, is then added dropwise. The reaction mixture is left overnight at room temperature and then

concentrated under vacuum. The residue is taken up in water and the pH is adjusted to 1 by adding hydrochloric acid. The solution is extracted with dichloromethane and the organic phase is washed with water and with saturated sodium chloride solution, dried over sodium sulphate, filtered and concentrated under vacuum. The residue is recrystallised from pentane.

$$m = 2 \text{ g}$$

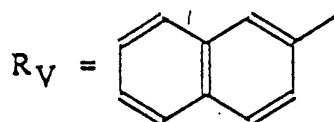
$$\text{M.p. } 226^{\circ}\text{C}$$

### 10 EXAMPLE 3

(S)-N,N-Diethyl-2-{{[1-phenyl-5-(2-naphthyl)-3-pyrazolyl]-carbonylamino}-3-phenylpropanamide.

(I):  $R=H$ ;  $n=0$ ;  $X'=H$ ;  $X=-CH_2-C_6H_5$ ;  $Z=-N-(C_2H_5)_2$ ;

$R_I=C_6H_5$ ;  $R_{IV}=H$ ;



15 2 g of the product obtained according to Example 2, 0.88 g of dicyclohexylcarbodiimide (DCCI) and 1.14 g of 1-hydroxybenzotriazole (HOBT) are dissolved in 68 ml of tetrahydrofuran and the mixture is stirred for 3/4 hour at room temperature. 0.4 g of diethylamine is then added and the reaction mixture is left at room temperature for 24 hours.

20 The dicyclohexylurea is separated by filtration and the mother liquors are concentrated under vacuum. The residue is chromatographed on silica gel; eluent: ethyl acetate. The fractions of pure product are concentrated under vacuum and the residue is recrystallised from pentane.

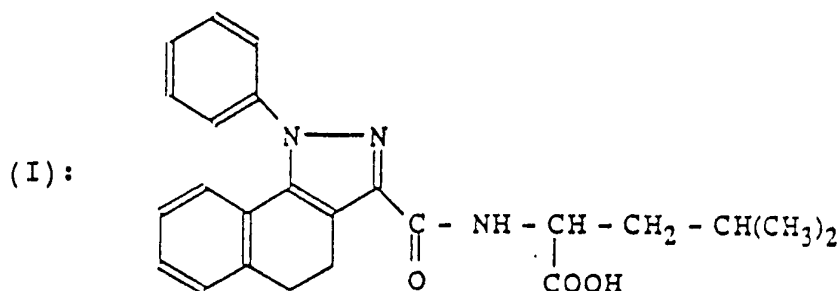
$$m = 1.46 \text{ g}$$

$$\text{M.p. } 70^{\circ}\text{C}$$

### 30 EXAMPLE 4

(S)-2-{{[1-Phenyl-4,5-dihydrobenz[g]indazol-3-yl]carbonylamino}-4-methylpentanoic acid.





A)  $\beta$ -Ketocarbethoxy- $\alpha$ -tetralone sodium salt.

This intermediate is prepared according to the method described by D. RAMESH et al. Indian Journal of Chemistry, 1989, 28B, 76-78.

B) 1-Phenyl-4,5-dihydrobenz[g]indazole-3-carboxylic acid ethyl ester.

8.04 g of the sodium salt obtained above are dissolved in 100 ml of acetic acid. 3.3 ml of phenylhydrazine are added and the reaction mixture is heated to reflux for 8 hours. The cooled mixture is poured into ice-cold water; a precipitate is separated by filtration and washed with water and then with pentane.

$$m = 10.5 \text{ g}$$

C) 1-Phenyl-4,5-dihydrobenz[g]indazole-3-carboxylic acid.

9.5 g of the product obtained above are dissolved in 100 ml of methanol and 100 ml of water. 4.2 g of potassium hydroxide are added and the reaction mixture is heated to reflux for 5 hours. The mixture is poured into ice-cold water and the resulting mixture is then washed with ethyl acetate. The aqueous phase is acidified to pH 2 by adding hydrochloric acid, and a precipitate is separated by filtration and washed with water and then with pentane.

$$m = 7.3 \text{ g}$$

D) 1-Phenyl-4,5-dihydrobenz[g]indazole-3-carbonyl chloride.

2.8 g of the acid obtained above are dissolved in 100 ml of toluene, 2.2 ml of sulphinyl chloride are then added and the mixture is heated to 100°C for 5 hours. The

solution is concentrated under vacuum, 20 ml of toluene are added and the mixture is concentrated under vacuum. The same operation is repeated twice.

E) Compound 4

5           0.88 g of (S)-leucine is dissolved in a solution of 1.33 g of sodium hydroxide in 20 ml of water. This solution is cooled, 0.99 g of the acid chloride prepared above, dissolved in 16 ml of tetrahydrofuran, is then added and the reaction mixture is left stirring at room  
10           temperature for 18 hours. The solution is concentrated under vacuum, and the residue is taken up in ice and acidified to pH 2 by adding hydrochloric acid and then extracted with ethyl acetate. The organic phase is dried over sodium sulphate, filtered and concentrated under  
15           vacuum. The residue is recrystallised from isopropyl ether.

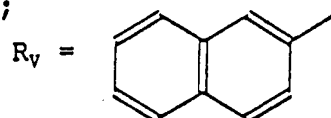
$m = 1 \text{ g}$

M.p.  $100^{\circ}\text{C}$

EXAMPLE 5

20           (S)-2-[[1-Benzyl-3-(2-naphthyl)-5-pyrazolyl]carbonylamino]-3-phenylpropanoic acid.

(I'):  $R=H$ ;  $n=0$ ;  $X'=H$ ;  $X=-\text{CH}_2-\text{C}_6\text{H}_5$ ;  $Z=\text{OH}$ ;  $R_{\text{Ia}}=-\text{CH}_2-\text{C}_6\text{H}_5$ ;  $R_{\text{IV}}=H$ ;



25           A) The reaction of methyl 2-naphthoylpyruvate with benzylhydrazine hydrochloride yields a mixture of the following esters: 1-benzyl-5-(2-naphthyl)-3-pyrazolecarboxylic acid methyl ester and 1-benzyl-3-(2-naphthyl)-5-pyrazolecarboxylic acid methyl  
30           ester.

Chromatography on silica gel enables the two isomers to be separated. 1-Benzyl-5-(2-naphthyl)-3-pyrazolecarboxylic acid methyl ester is eluted first with a 50:50 (v/v) ethyl acetate/hexane mixture. 1-Benzyl-3-(2-naphthyl)-5-pyrazolecarboxylic acid methyl ester is  
35           eluted as a second fraction.

B) 1-Benzyl-3-(2-naphthyl)-5-pyrazolecarboxylic acid.

The acid was prepared by saponification of the ester obtained above.

C) 1-Benzyl-3-(2-naphthyl)-5-pyrazolecarbonyl chloride.

The acid chloride is prepared by the action of sulphinyl chloride on the above acid, and is not isolated.

D) Compound 5.

0.28 g of (S)-phenylalanine are dissolved in a cooled sodium hydroxide solution. A solution of 0.3 g of the acid chloride prepared above in 5 ml of THF is then added and the reaction mixture is left at room temperature for 24 hours. The THF is concentrated under vacuum, and the residue is taken up in water and neutralised by adding concentrated hydrochloric acid. The product is extracted with ethyl acetate and the organic phase is dried over sodium sulphate and concentrated under vacuum. The residue is recrystallised from cyclohexane.

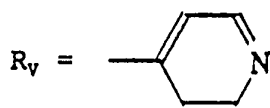
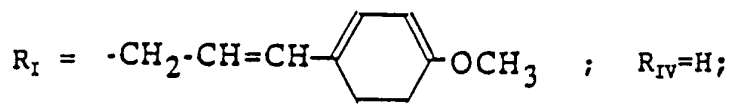
m = 1 g

M.p. 100°C

#### EXAMPLE 6

(S)-2-{[1-(4'-Methoxycinnamyl)-5-(4-pyridyl)-3-pyrazolyl]carbonylamino}-4-methylpentanoic acid methyl ester.

(I): R=H; n=0; X'=H; X=-CH<sub>2</sub>-CH-(CH<sub>3</sub>)<sub>2</sub>; Z = OCH<sub>3</sub>;



A) 1-(4'-Methoxycinnamyl)-5-(4-pyridyl)-3-pyrazolecarboxylic acid methyl ester.

4.6 g of 5-(4-pyridyl)-1H-pyrazole-3-carboxylic acid methyl ester are dissolved in 60 ml of dimethylformamide, 0.63 g of sodium hydride in 80% suspension in oil is then added and the reaction mixture is heated to 40°C for 1 hour. A solution of 5.2 g of

4'-methoxycinnamyl bromide, dissolved in 60 ml of dimethylformamide, is then added to the cooled mixture and the reaction mixture is left at room temperature for 12 hours. The dimethylformamide is concentrated under vacuum, the residue is taken up in water and extracted with ethyl acetate and the organic phase is dried over sodium sulphate, filtered and concentrated under vacuum. The residual oil is chromatographed on silica gel; eluent: 50:50 (v/v) ethyl acetate/cyclohexane. The fractions of pure product are concentrated under vacuum.

m = 2.6 g

M.p. 118°C

B) Compound 6

0.4 g of the acid obtained above is dissolved in 12 ml of dimethylformamide in the presence of 0.63 ml of DIPEA and 0.53 g of BOP. 0.22 g of (S)-leucine methyl ester hydrochloride, dissolved in 0.63 ml of DIPEA, is then added and the reaction mixture is left overnight at room temperature. The dimethylformamide is concentrated under vacuum and the residue is taken up in water. The product is extracted with ethyl acetate and the organic phase is dried over sodium sulphate, filtered and concentrated under vacuum. The residue is solidified in diisopropyl ether.

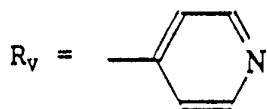
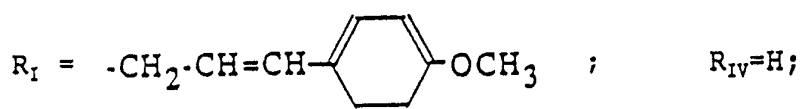
m = 0.15 g

M.p. 172°C

#### EXAMPLE 7

(S)-2-{3-[1-(4'-Methoxycinnamyl)-5-(4-pyridyl)-3-pyrazolyl]carbonylamino}-3-phenylpropanoic acid sodium salt.

(I): R=H; n=0; X'=H; X=-CH<sub>2</sub>-C<sub>6</sub>H<sub>5</sub>; Z=O<sup>-</sup> Na<sup>+</sup>

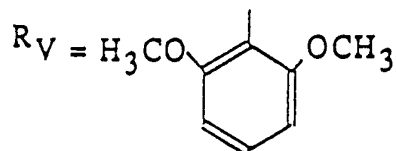
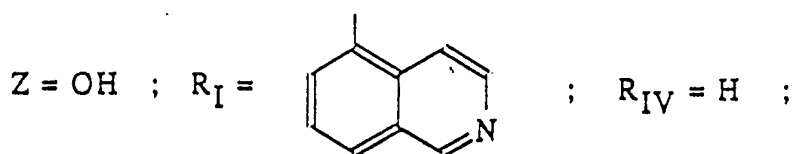
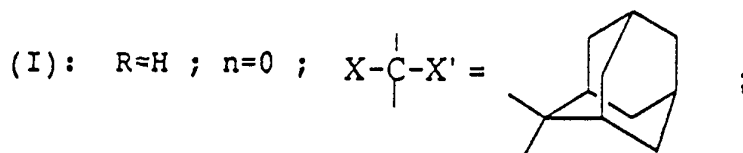


Using the procedure described in Example 6, and replacing (S)-leucine methyl ester hydrochloride by (S)-phenylalanine methyl ester hydrochloride, the methyl ester is obtained, which ester is hydrolysed to a sodium salt with 0.9 equivalent of sodium hydroxide in 10 ml of 96° strength ethanol. The mixture is left overnight at room temperature and concentrated under vacuum and the residue is washed with ether. After filtration, the compound 7 is obtained.

M.p. 137°C

#### EXAMPLE 8

2-{[1-(5-Isoquinolyl)-5-(2,6-dimethoxyphenyl)-3-pyrazolyl]carbonylamino}-2-adamantanecarboxylic acid.



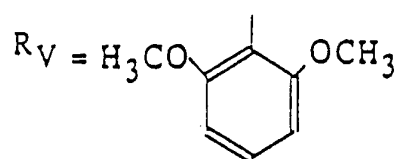
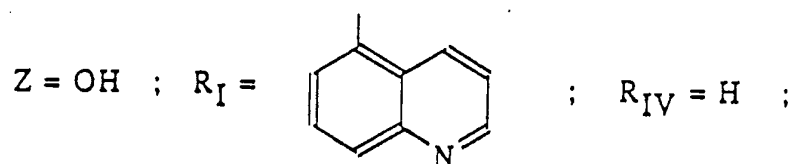
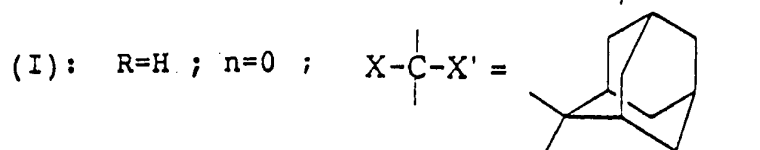
0.75 g of 2-amino-2-adamantanecarboxylic acid is dissolved in 20 ml of pyridine. 1.4 g of 1-(5-isoquinolyl)-5-(2,6-dimethoxyphenyl)-3-pyrazolecarbonyl chloride, dissolved in 20 ml of dichloromethane, are added and the reaction mixture is left overnight at room temperature. It is concentrated under vacuum, the residue is taken up with pH 2 buffer, the mixture is stirred and the precipitate is filtered off and rinsed with diisopropyl ether.

$m = 0.4$  g

M.p. > 260°C

## EXAMPLE 9

2-[[1-(5-Quinolyl)-5-(2,6-dimethoxyphenyl)-3-pyrazolyl]-carbonylamino]-2-adamantanecarboxylic acid.



5            0.23 g of 2-amino-2-adamantanecarboxylic acid,  
0.5 g of 1-(5-quinolyl)-5-(2,6-dimethoxyphenyl)-3-pyrazolecarbonyl chloride and 0.7 g of potassium hydroxide are dissolved in 25 ml of dichloromethane in the presence of 0.1 g of Aliquat 336°.

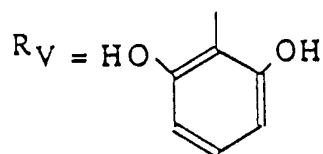
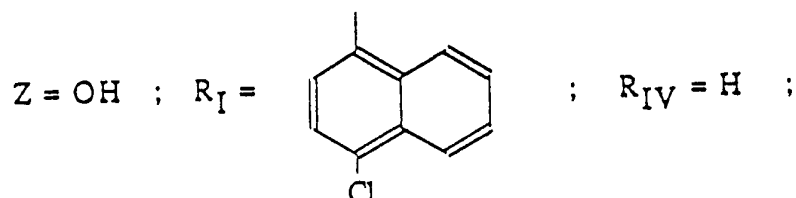
10           The reaction mixture is stirred overnight at room temperature, 0.7 g of potassium hydroxide is added and the mixture is stirred for 4 hours. It is filtered and 0.2 g of the expected product is obtained.

M.p. > 260°C

## 15      EXAMPLE 10

(S)-2-[[1-(4-Chloro-1-naphthyl)-5-(2,6-dihydroxyphenyl)-3-pyrazolyl]carbonylamino]hexanoic acid.

(I):  $R=H$  ;  $n=0$  ;  $X' = H$  ;  $X = (CH_2)_3-CH_3$



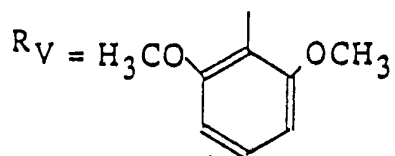
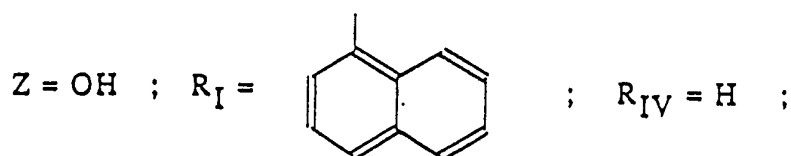
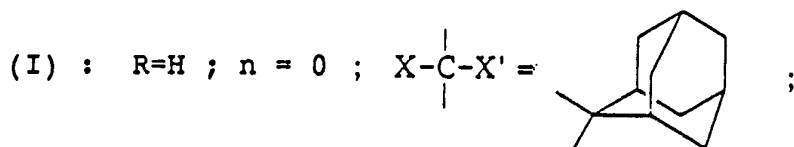
0.3 g of 2-[[1-(4-chloro-1-naphthyl)-5-(2,6-dimethoxyphenyl)-3-pyrazolyl]carbonylamino]hexanoic acid is dissolved in 6.7 ml of dichloromethane and the mixture is cooled to  $-70^{\circ}\text{C}$ . 5.7 ml of boron tribromide, dissolved in 20 ml of dichloromethane, are added dropwise and the reaction mixture is left for 2 hours at  $-70^{\circ}\text{C}$ . It is allowed to return to room temperature, and 12 ml of water are then added while cooling. Concentrated NaOH is added to pH 14. The aqueous phase is washed with ether and brought to pH 2, the product is extracted with ethyl acetate and the organic phase is dried over sodium sulphate, filtered and evaporated. The residue is crystallised from diisopropyl ether.

m = 0.13 g

M.p.  $> 260^{\circ}\text{C}$

#### EXAMPLE 11

2-[[1-(1-Naphthyl)-5-(2,6-dimethoxyphenyl)-3-pyrazolyl]carbonylamino]-2-adamantanecarboxylic acid.



0.107 g of sodium hydroxide in 1.36 ml of water and 0.51 ml of tetrahydrofuran are cooled to  $0^{\circ}\text{C}$ . 0.52 g of 2-amino-2-adamantanecarboxylic acid is added in a single portion, and 0.53 g of 1-(1-naphthyl)-5-(2,6-dimethoxyphenyl)-3-pyrazolecarbonyl chloride, dissolved in 3 ml of tetrahydrofuran, is then added dropwise. The mixture is left for 10 minutes, and the same amount of

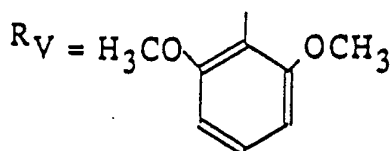
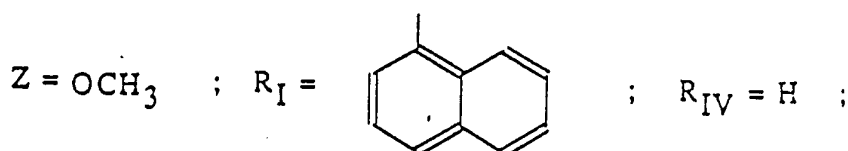
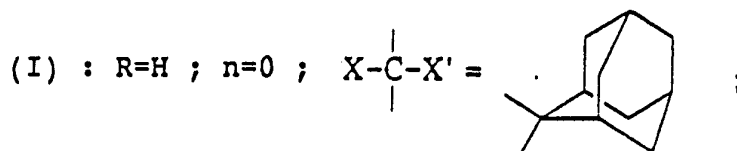
the above acid chloride, in 3 ml of tetrahydrofuran, is added again; simultaneously, 1.32 ml of 2N sodium hydroxide are added. The reaction mixture is left for 4 days at room temperature; successively, ice-cold water is added and concentrated hydrochloric acid is added to pH 1, and the precipitate is filtered off. The crystals are washed with diisopropyl ether.

m = 0.48 g

M.p. > 260°C

# EXAMPLE 12

Methyl 2-{{[1-(1-naphthyl)-5-(2,6-dimethoxyphenyl)-3-pyrazolyl]carbonylamino}-2-adamantanecarboxylate.



0.5 g of the compound prepared in Example 11 is dissolved in 34.6 ml of anhydrous tetrahydrofuran and 4 ml of dimethylformamide. 3.5 ml of water and 0.208 g of caesium carbonate are added and the reaction mixture is left at room temperature for 1 hour. It is concentrated under vacuum and treated azeotropically with toluene. The residue is taken up in 5 ml of tetrahydrofuran. 0.6 ml of methyl iodide is added and the reaction mixture is left for 1 hour at room temperature. It is concentrated under vacuum, the residue is taken up in water, the mixture is stirred and the precipitate is separated by filtration. The precipitate is washed with water and with pentane.

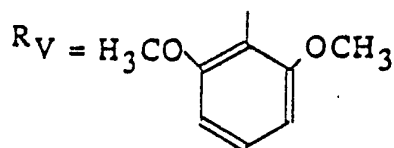
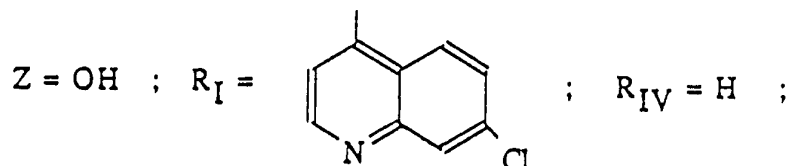
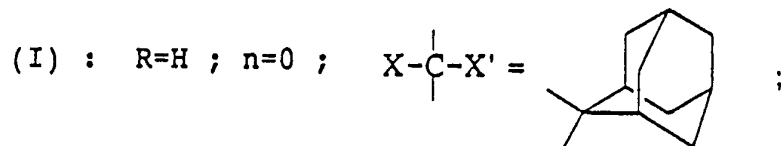
m = 0.38 g

M.p. 242-244°C

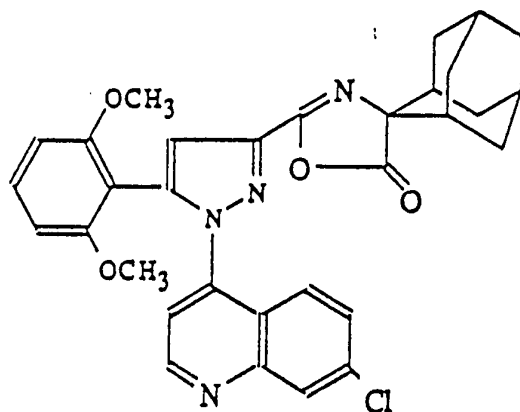


## EXAMPLE 13

2-{{1-(7-Chloro-4-quinolyl)-5-(2,6-dimethoxyphenyl)-3-pyrazolyl}carbonylamino}-2-adamantanecarboxylic acid.



Using the procedure employed in Example 8, and replacing the acid chloride by 1-(7-chloro-4-quinolyl)-5-(2,6-dimethoxyphenyl)-3-pyrazolecarbonyl chloride, the intermediate compound of formula:



is obtained, the melting point of which is 249°C.

0.1 g of this intermediate is dissolved in 5 ml of dichlormethane; 5 ml of trifluoroacetic acid are added and the mixture is left for half an hour at room temperature. It is concentrated under vacuum to obtain the expected compound.

$m = 0.080$  g

M.p. > 260°C

By repeating any one of the procedures described in Examples 1 to 13, the compounds shown in Tables 1 to 15 below were prepared. In these tables, R<sub>3</sub>, when it is  
 5 used, represents the group:

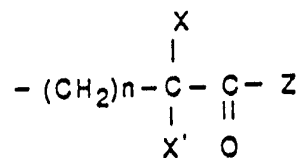
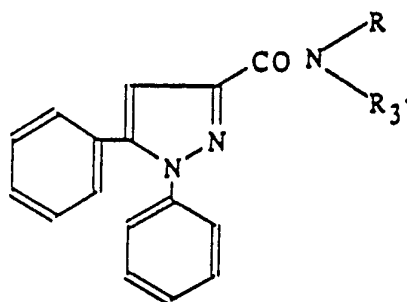


TABLE 1



Example n°		C*	M.p. ; °C crystallisation solvent
14	-NH-CH <sub>2</sub> -CO <sub>2</sub> H	-	170 iPr <sub>2</sub> O
15	-NH-CH <sub>2</sub> -CO <sub>2</sub> Et	-	116 iPr <sub>2</sub> O
16	-NH-(CH <sub>2</sub> ) <sub>2</sub> -CO <sub>2</sub> H	-	170 iPr <sub>2</sub> O
17	CH <sub>3</sub> -(CH <sub>2</sub> ) <sub>3</sub> -CH-CO <sub>2</sub> H   -NH	S	70 CH
18	(CH <sub>3</sub> ) <sub>2</sub> -CH-CH-CO <sub>2</sub> H   -NH	S	152 iPr <sub>2</sub> O
19	C <sub>6</sub> H <sub>5</sub> -CH <sub>2</sub> -CH-CO <sub>2</sub> H   -NH	S	214 iPr <sub>2</sub> O
20	C <sub>6</sub> H <sub>5</sub> -(CH <sub>2</sub> ) <sub>2</sub> -CH-CO <sub>2</sub> H   -NH	S	79 CH
21	HO-CH <sub>2</sub> -CH-CO <sub>2</sub> H   -NH	S	242 iPr <sub>2</sub> O
22	NH <sub>2</sub> -(CH <sub>2</sub> ) <sub>4</sub> -CH-CO <sub>2</sub> H   -NH	S	150 iPr <sub>2</sub> O (HCl)

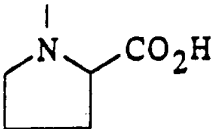
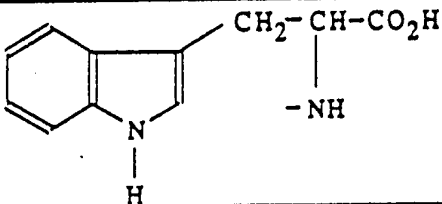
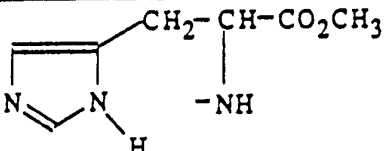
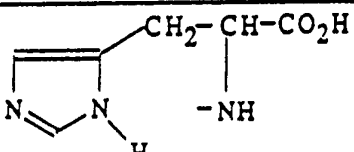
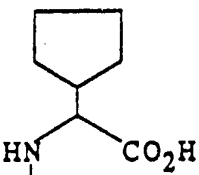
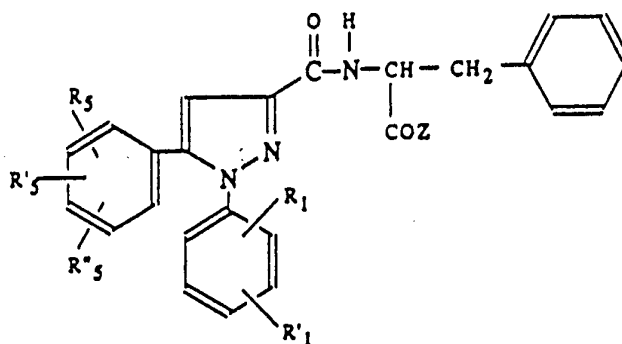
23	$\begin{array}{c} \text{HN} \\ \diagdown \\ \text{C-NH}-(\text{CH}_2)_3-\text{CH}-\text{CO}_2\text{H} \\ \diagup \\ \text{H}_2\text{N} \quad \quad \quad   \\ \quad \quad \quad \quad \quad \quad \text{-NH} \end{array}$	S	125 CH (HCl)
24	$\text{HO}_2\text{C}-(\text{CH}_2)_2-\underset{\text{-NH}}{\text{CH}}-\text{CO}_2\text{H}$	S	100 iPr <sub>2</sub> O
25		S	212 iPr <sub>2</sub> O
26		S	207 iPr <sub>2</sub> O
27		S	90 iPrOH
28		S	220 EtOH, H <sub>2</sub> O
29		R S	84 Pn, Et <sub>2</sub> O

TABLE 2

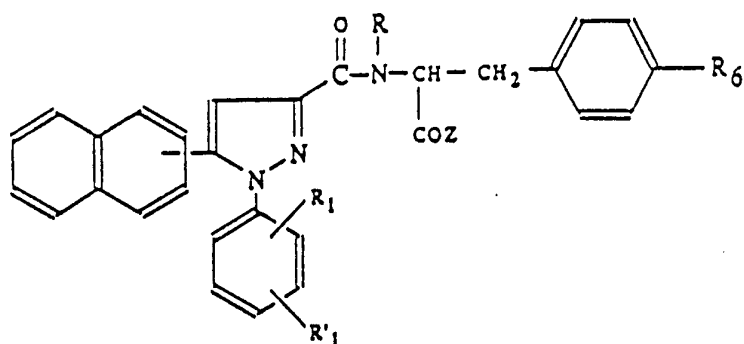


Example No.	R <sub>1</sub>	R' <sub>1</sub>	R <sub>5</sub>	R' <sub>5</sub>	R'' <sub>5</sub>	Z	M.p.; °C crystal. solvent
30	H	H	4-CH <sub>3</sub>	H	H	ONa	140 EtOH
31	H	H	4-NO <sub>2</sub>	H	H	OCH <sub>3</sub>	69 Hx
32	H	H	4-C <sub>6</sub> H <sub>5</sub>	H	H	OH	104 iPr <sub>2</sub> O
33	H	H	2-Cl	4-Cl	H	OH	108 iPr <sub>2</sub> O
34	H	H	2-CH <sub>3</sub>	4-CH <sub>3</sub>	6-CH <sub>3</sub>	OH	120 iPr <sub>2</sub> O
35	H	H	2-OCH <sub>3</sub>	6-OCH <sub>3</sub>	H	OH	99 iPr <sub>2</sub> O
36	4-F	H	2-F	H	H	OH	203 iPr <sub>2</sub> O
37	4-F	H	4-Cl	H	H	OH	90 Pn
38	4-F	H	2-CH <sub>3</sub>	H	H	OH	208 iPr <sub>2</sub> O
39	4-F	H	4-OCH <sub>3</sub>	H	H	OH	92 iPr <sub>2</sub> O
40	4-Cl	H	4-Cl	H	H	OH	98 Pn

41	4-CH <sub>3</sub>	H	4-OCH <sub>3</sub>	H	H	OH	94 iPr <sub>2</sub> O
42	4-OCH <sub>3</sub>	H	4-Cl	H	H	OH	84 Pn
43	4-OCF <sub>3</sub>	H	2-F	H	H	OH	86 iPr <sub>2</sub> O
44	2-Cl	4-Cl	4-Cl	H	H	OH	110 Pn
45	2-Cl	5-Cl	4-CH <sub>3</sub>	H	H	OH	90 Pn
46	2-CH <sub>3</sub>	5-F	2-Cl	H	H	OH	100 Pn
47	3-Cl	4-Cl	H	H	H	OH	83 - Hx
48	3-Cl	4-Cl	4-CH <sub>3</sub>	H	H	OH	100 Pn
49	4-t-Bu	H	H	H	H	OH	88 CH
50	4-NO <sub>2</sub>	H	H	H	H	OCH <sub>3</sub>	69 Hx
51	4-NH <sub>2</sub>	H	H	H	H	OCH <sub>3</sub>	97 Hx
52	4-NH <sub>2</sub>	H	H	H	H	ONa	155 H <sub>2</sub> O

The compounds of Table 2 are all of S configuration.

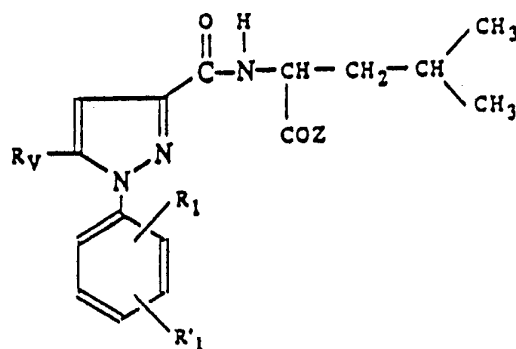
TABLE 3



Example No.	R <sub>1</sub>	R <sub>1</sub> '	R	Z	R <sub>6</sub>	Naphthyl position	C*	M.p; °C crystal. solvent
53	H	H	H	OH	H	1	S	221 iPr <sub>2</sub> O
54	H	H	H	OH	H	2	R	224 iPr <sub>2</sub> O
55	H	H	CH <sub>3</sub>	OH	H	2	S	84 Hx
56	H	H	H	OH	Cl	1	R.S	212 iPr <sub>2</sub> O
57	H	H	H	OH	Cl	2	R S	196 iPr <sub>2</sub> O
58	H	H	H	OH	OH	2	S	96 Hx
59	H	H	H	OCH <sub>3</sub>	H	2	S	69 Pn
60	2-Cl	5-Cl	H	OH	H	1	S	115 Hx
61	2-Cl	5-Cl	H	OH	H	2	S	105 Hx
62	2-Cl	5-Cl	H	OH	Cl	1	R S	139 Hx
63	2-Cl	5-Cl	H	OH	Cl	2	R S	221 iPr <sub>2</sub> O

64	3-Cl	4-Cl	H	OH	H	1	S	224 iPrO <sub>2</sub>
65	3-Cl	4-Cl	H	ONa	H	2	S	140 EtOH

TABLE 4



Example No.	R <sub>1</sub>	R' <sub>1</sub>	Z	R <sub>v</sub>	C*	M.p., °C crystal. solvent
66	H	H	OH		S	86 Hx
67	H	H	OH		S	107 Hx
68	H	H	OH		S	96 CH
69	H	H	OH		S	165 Hx (HCl)



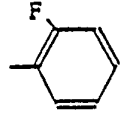
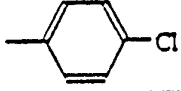
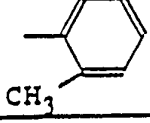
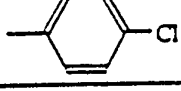
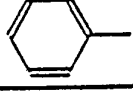
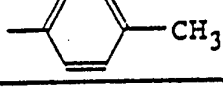
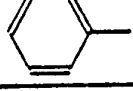
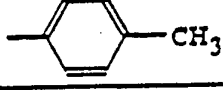
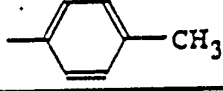
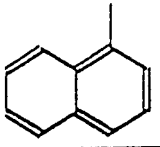
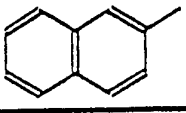
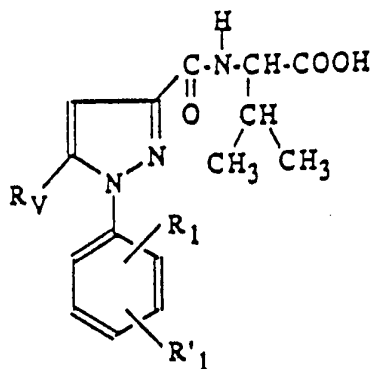
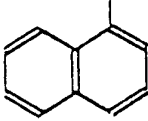
70	4-F	H	OH		S''	174 iPr <sub>2</sub> O
71	4-F	H	OH		S	92 Hx
72	4-F	H	OH		S	96 Hx
73	4-Cl	H	OH		S	89 Hx
74	4-t-Bu	H	OH		S	88 CH
75	2-Cl	5-Cl	OH		S	225 iPr <sub>2</sub> O
76	3-Cl	4-Cl	OH		S	72 Hx
77	3-Cl	4-Cl	OH		R	98 Hx
78	3-Cl	4-Cl	OH		S	94 Pn
79	3-Cl	4-Cl	OH		S	135 Hx
80	2-Cl	5-Cl	OH		S	225 Hx

TABLE 5

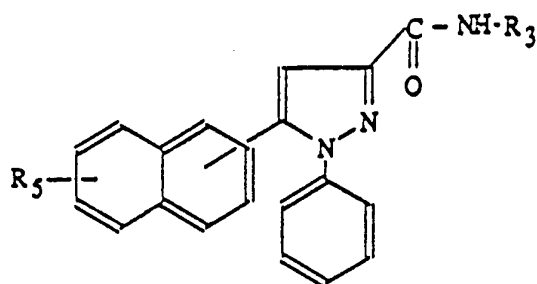



Example n°	R <sub>1</sub>	R' <sub>1</sub>	R <sub>v</sub>	M.p. ; °C crystallisation solvent
81	H	H		161 iPr <sub>2</sub> O
82	H	H		201 AcOEt
83	H	H		190 iPr <sub>2</sub> O
84	4-F	H		99 Hx
85	4-Cl	H		100 Hx
86	4-t-Bu	H		88 Hx
87	3-Cl	4-Cl		83 Hx

88	3-Cl	4-Cl		90 Hx
----	------	------	---	----------

The compounds of Examples 81 to 88 are of S configuration.

TABLE 6



Example No.	R <sub>3</sub>	R <sub>5</sub>	Naphthyl position	C*	M.p; °C crystal. solvent
89	HO-CH <sub>2</sub> -CH-CO <sub>2</sub> H 	H	2	S	170 AcOEt
90	(CH <sub>3</sub> ) <sub>2</sub> -CH-CH <sub>2</sub> -CH-CO <sub>2</sub> H 	H	1	S	88 Hx
91	CH <sub>3</sub> -CH <sub>2</sub> -CH(CH <sub>3</sub> )-CH-CO <sub>2</sub> H 	H	1	S	206 iPr <sub>2</sub> O
92	CH <sub>3</sub> -(CH <sub>2</sub> ) <sub>2</sub> -CH-CO <sub>2</sub> H 	H	1	S	198 iPr <sub>2</sub> O
93	CH <sub>3</sub> -(CH <sub>2</sub> ) <sub>3</sub> -CH-CO <sub>2</sub> H 	H	1	R S	92 CH
94	CH <sub>3</sub> -(CH <sub>2</sub> ) <sub>3</sub> -CH-CO <sub>2</sub> H 	H	1	R	190 iPr <sub>2</sub> O
95	-CH-CO <sub>2</sub> H 	H	1	R S	226 iPr <sub>2</sub> O

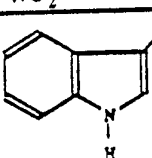
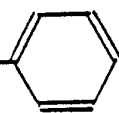
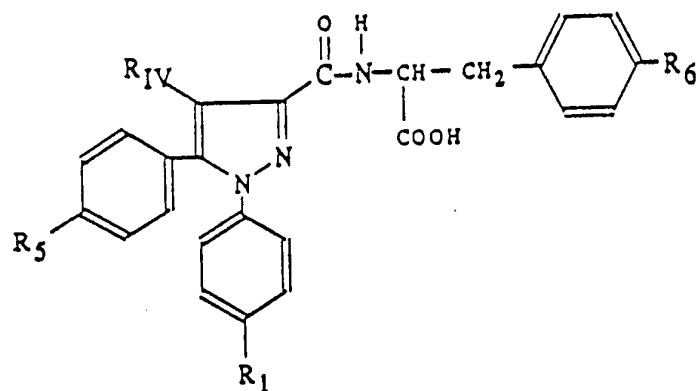
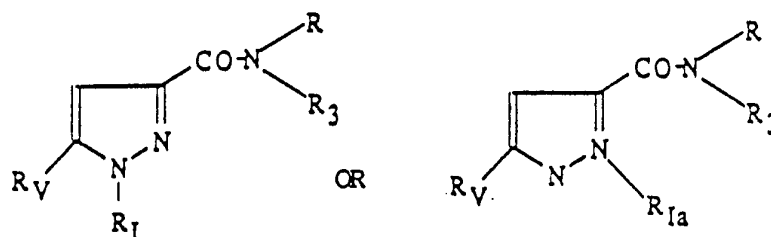
96	$(\text{CH}_3)_3\text{-C-CH-CO}_2\text{H}$ 	H	1	S	230 iPr <sub>2</sub> O
97	$\text{CH}_3\text{-(CH}_2)_2\text{-CH-CO}_2\text{H}$ 	6-OCH <sub>3</sub>	2	S	92 Hx
98	$\text{CH}_3\text{-(CH}_2)_3\text{-CH-CO}_2\text{H}$ 	6-OCH <sub>3</sub>	2	S	98 CH
99	$(\text{CH}_3)_2\text{-CH-CH-CO}_2\text{H}$ 	6-OCH <sub>3</sub>	2	S	95 Hx
100	$(\text{CH}_3)_2\text{-CH-CH}_2\text{-CH-CO}_2\text{H}$ 	6-OCH <sub>3</sub>	2	S	95 Hx
101	$(\text{CH}_3)_2\text{-CH-CH}_2\text{-CH-CO}_2\text{H}$ 	H	2	S	100 Hx
102	$\text{C}_6\text{H}_5\text{-(CH}_2)_2\text{-CH-CO}_2\text{H}$ 	H	2	S	120 CH
103	$\text{C}_6\text{H}_5\text{-CH}_2\text{-CH-CO}_2\text{H}$ 	6-OCH <sub>3</sub>	2	S	95 Hx
104	$\begin{array}{c} \text{HN} \\ \parallel \\ \text{C-NH-(CH}_2)_3\text{-CH-CO}_2\text{H} \\ \diagup \\ \text{HN} \\   \\ \text{NO}_2 \end{array}$	H	2	S	175 AcOEt
105	$\begin{array}{c} \text{HN} \\ \parallel \\ \text{C-NH-(CH}_2)_3\text{-CH-CO}_2\text{CH}_3 \\ \diagup \\ \text{HN} \\   \\ \text{NO}_2 \end{array}$	H	2	S	110 CH
106		H	2	S	200 AcOEt
107	$\begin{array}{c} \text{-CH-CH}_2\text{-S-CH}_2\text{-NH} \\   \qquad \qquad   \\ \text{CO}_2\text{Na} \qquad \text{COCH}_3 \end{array}$	H	2	S	217 EtOH
108	$\begin{array}{c} \text{-CH-CH}_2\text{-CH}_2\text{-} \end{array}$    CO <sub>2</sub> H	H	1	S	100 Hx

TABLE 7



Example n°	R <sub>1</sub>	R <sub>6</sub>	R <sub>IV</sub>	R <sub>5</sub>	C*	M.p. ; °C crystallisation solvent
109	H	Cl	Cl	Cl	RS	120 Hx
110	F	H	Cl	Cl	S	110 Hx
111	F	Cl	Cl	Cl	RS	100 Hx

TABLE 8



Example No.	$R_I$	$R_{Ia}$	$\text{N(R)R}_3$	$R_V$	C*	M.p.; °C crystal. solvent
112		-	$\text{C}_6\text{H}_5\text{-CH-CO}_2\text{Na}$ -NH		S	158 iPr <sub>2</sub> O
113	-		$\text{C}_6\text{H}_5\text{-CH}_2\text{-CH}$ -NH CO <sub>2</sub> Na		S	130 iPr <sub>2</sub> O
114	-		$(\text{CH}_3)_2\text{-CH}_2\text{-CH-CO}_2\text{H}$ -NH		S	80 Hx
115	-		$\text{H}$ -N-CH-CO <sub>2</sub> H 		R S	120 CH
116	-				S	60 Hx
117		-	$\text{H}$ -N-CH-(CH <sub>2</sub> ) <sub>3</sub> -CH <sub>3</sub> CO <sub>2</sub> H		S	69 Hx

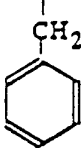
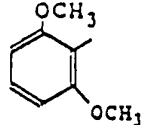
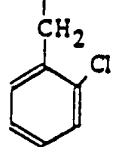
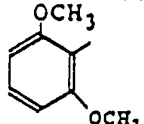
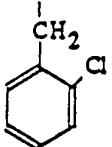
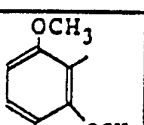
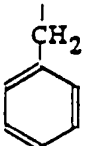
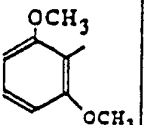
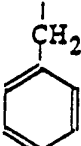
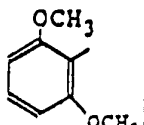
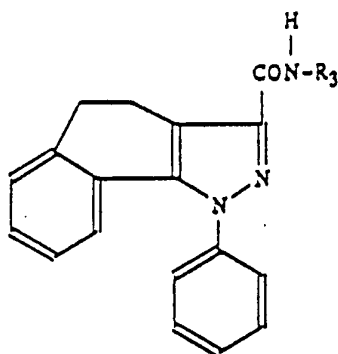
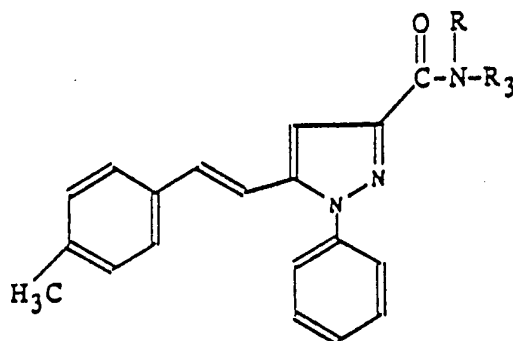
118	-		$\begin{array}{c} \text{H} \\   \\ -\text{N}-\text{CH}-(\text{CH}_2)_3-\text{CH}_3 \\   \\ \text{CO}_2\text{H} \end{array}$		S	150 Hx
119	-		$\begin{array}{c} \text{H} \\   \\ -\text{N}-\text{CH}-\text{Cyclohexyl} \\   \\ \text{CO}_2\text{H} \end{array}$		S	214 CH
120		-	$\begin{array}{c} \text{H} \\   \\ -\text{N}-\text{CH}-\text{Cyclohexyl} \\   \\ \text{CO}_2\text{H} \end{array}$		S	94 CH
121		-	$\begin{array}{c} \text{HN} \\   \\ -\text{CH}-\text{Cyclopentyl} \\   \\ \text{CO}_2\text{H} \end{array}$		R S	109 Hx
122	-		$\begin{array}{c} \text{HN} \\   \\ -\text{CH}-\text{Cyclopentyl} \\   \\ \text{CO}_2\text{H} \end{array}$		R S	173 Hx

TABLE 9



Example n°	-R <sub>3</sub>	C*	M.p. ; °C crystallisation solvent
123	$(\text{CH}_3)_2\text{-CH-CH-CO}_2\text{H}$ 	S	200 iPr <sub>2</sub> O
124	$\text{C}_6\text{H}_5\text{-CH}_2\text{-CH-CO}_2\text{H}$ 	S	110 iPr <sub>2</sub> O

TABLE 10



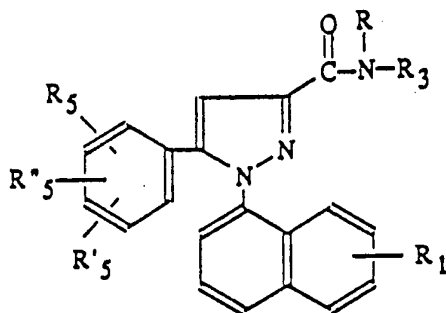
Example n°	$\begin{array}{c} \text{R} \\   \\ \text{-N-R}_3 \end{array}$	M.p. ; °C crystallisation solvent
125	$\text{C}_6\text{H}_5\text{-CH-CO}_2\text{H}$   NH-	115 Pn
126	$(\text{CH}_3)_2\text{-CH-CH-CO}_2\text{H}$   NH-	110 Hx



127	$\begin{array}{c} \text{CH}_3-(\text{CH}_2)_2-\text{CH}-\text{CO}_2\text{H} \\   \\ \text{NH}- \end{array}$	90 Pn
128	$\begin{array}{c} (\text{CH}_3)_2-\text{CH}-\text{CH}_2-\text{CH}-\text{CO}_2\text{H} \\   \\ \text{NH}- \end{array}$	100 Hx
129	$\begin{array}{c} \text{CH}_3-(\text{CH}_2)_3-\text{CH}-\text{CO}_2\text{H} \\   \\ \text{NH}- \end{array}$	95 Pn
130	$\begin{array}{c} \text{C}_6\text{H}_5-\text{CH}_2-\text{CH}-\text{CO}_2\text{H} \\   \\ \text{NH}- \end{array}$	100 Pn

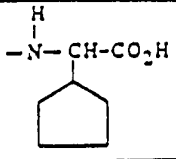
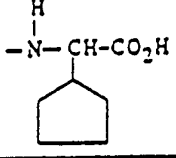
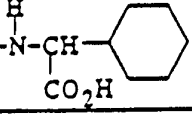
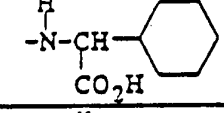
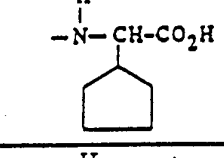
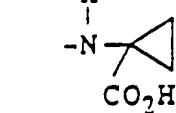
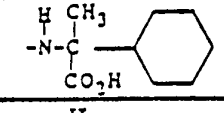
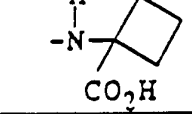
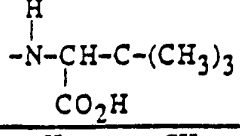
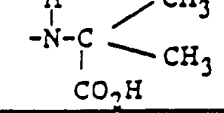
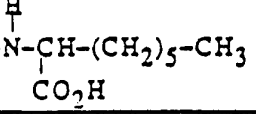
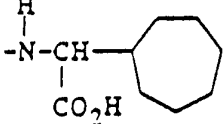
The compounds 125 to 130 are of S configuration.

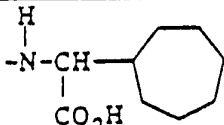
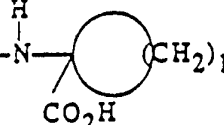
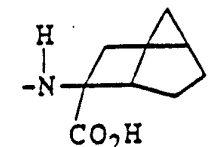
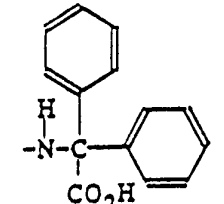
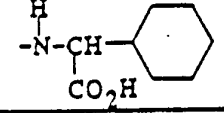
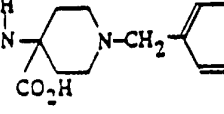
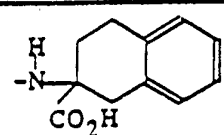
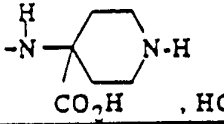
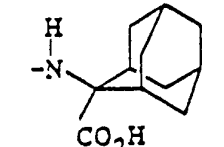
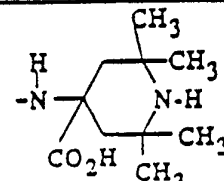
TABLE 11

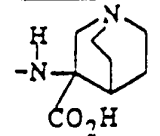
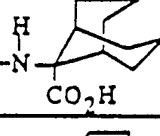
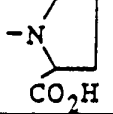
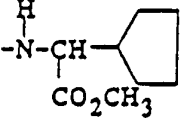
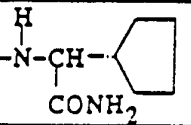
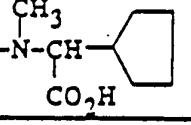
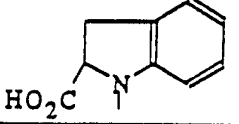
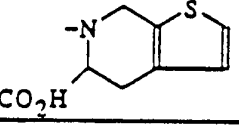
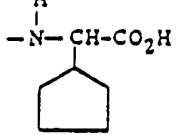
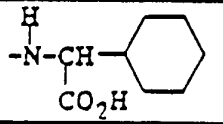
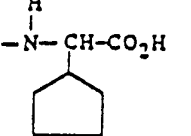
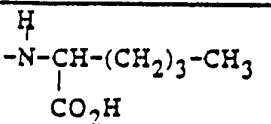


Ex n°	$\begin{array}{c} \text{R} \\ -\text{N}-\text{R}_3 \end{array}$	R <sub>1</sub>	R <sub>5</sub>	R' <sub>5</sub>	R'' <sub>5</sub>	C*	M.p., °C crystal. solvent
131	$\begin{array}{c} (\text{CH}_3)_2-\text{CH}-\text{CH}-\text{CO}_2\text{H} \\   \\ \text{NH}- \end{array}$	H	H	H	H	S	130 Hx
132	$\begin{array}{c} \text{CH}_3-(\text{CH}_2)_3-\text{CH}-\text{CO}_2\text{H} \\   \\ \text{NH}- \end{array}$	H	H	H	H	S	100 Pn
133	$\begin{array}{c} (\text{CH}_3)_2-\text{CH}-\text{CH}_2-\text{CH}-\text{CO}_2\text{H} \\   \\ \text{NH}- \end{array}$	H	H	H	H	S	220 Pn
134	$\begin{array}{c} \text{C}_6\text{H}_5-\text{CH}_2-\text{CH}-\text{CO}_2\text{H} \\   \\ \text{NH}- \end{array}$	H	H	H	H	S	110 Pn
135	$\begin{array}{c} \text{CH}_3-(\text{CH}_2)_3-\text{CH}-\text{CO}_2\text{H} \\   \\ \text{NH}- \end{array}$	H	2-OCH <sub>3</sub>	6-OCH <sub>3</sub>	H	S	113

136	$\text{HN}-\underset{\substack{  \\ \text{Cyclopentyl}}}{\text{CH}}-\text{CO}_2\text{H}$	H	2-OCH <sub>3</sub>	6-OCH <sub>3</sub>	H	S	250 Pn
137	$\text{HN}-\underset{\substack{  \\ \text{Cyclopentyl}}}{\text{CH}}-\text{CO}_2\text{H}$	H	2-OCH <sub>3</sub>	6-OCH <sub>3</sub>	H	R S	136 Pn
138	$\text{H}-\underset{\substack{  \\ \text{CO}_2\text{H}}}{\text{N}}-\text{CH}-\text{C}_6\text{H}_5$	H	2-OCH <sub>3</sub>	6-OCH <sub>3</sub>	H	S	125 iPr <sub>2</sub> O
139	$\text{H}-\underset{\substack{  \\ \text{CO}_2\text{H}}}{\text{N}}-\text{Cyclobutyl}$	H	2-OCH <sub>3</sub>	6-OCH <sub>3</sub>	H	-	122 Hx
140	$\text{H}-\underset{\substack{  \\ \text{CO}_2\text{H}}}{\text{N}}-\text{Cyclohexyl}$	H	2-OCH <sub>3</sub>	6-OCH <sub>3</sub>	H	-	>260 Hx
141	$\text{H}-\underset{\substack{  \\ \text{CO}_2\text{H}}}{\text{N}}-\text{CH}-\text{CH}_2-\text{C}_6\text{H}_5$	H	2-OCH <sub>3</sub>	6-OCH <sub>3</sub>	H	S	112 iPr <sub>2</sub> O
142	$\text{H}-\underset{\substack{  \\ \text{CO}_2\text{H}}}{\text{N}}-\text{CH}-(\text{CH}_2)_3-\text{CO}_2\text{H}$	H	2-OCH <sub>3</sub>	6-OCH <sub>3</sub>	H	S	110 iPr <sub>2</sub> O
143	$\text{H}-\underset{\substack{  \\ \text{CO}_2\text{H}}}{\text{N}}-\text{C}(\text{CH}_3)-\text{Cyclopropyl}$	H	2-OCH <sub>3</sub>	6-OCH <sub>3</sub>	H	R S	116 iPr <sub>2</sub> O
144	$\text{H}-\underset{\substack{  \\ \text{CO}_2\text{H}}}{\text{N}}-\text{Cycloheptyl}$	H	2-OCH <sub>3</sub>	6-OCH <sub>3</sub>	H	-	>260 Hx
145	$\text{H}-\underset{\substack{  \\ \text{CO}_2\text{H}}}{\text{N}}-\text{Cyclohexyl}-\text{CH}_3$	H	2-OCH <sub>3</sub>	6-OCH <sub>3</sub>	H	-	>260 Hx
146	$\text{H}-\underset{\substack{  \\ \text{CO}_2\text{H}}}{\text{N}}-\text{CH}-\text{Cyclooctyl}$	H	2-OCH <sub>3</sub>	6-OCH <sub>3</sub>	H	R S	>260 Hx
147	$\text{H}-\underset{\substack{  \\ \text{CO}_2\text{H}}}{\text{N}}-\text{CH}-\text{Cyclohexyl}$	H	2-OCH <sub>3</sub>	6-OCH <sub>3</sub>	H	S	>260 Hx

148		H	2-OCH <sub>3</sub>	5-OCH <sub>3</sub>	H	R S	99 iPr <sub>2</sub> O
149		H	2-OCH <sub>3</sub>	4-OCH <sub>3</sub>	H	R S	110 iPr <sub>2</sub> O
150		H	2-OCH <sub>3</sub>	5-OCH <sub>3</sub>	H	S	223 iPr <sub>2</sub> O
151		H	2-OCH <sub>3</sub>	4-OCH <sub>3</sub>	H	S	109 iPr <sub>2</sub> O
152		H	2-OCH <sub>3</sub>	6-OCH <sub>3</sub>	H	R	247 iPr <sub>2</sub> O
153		H	2-OCH <sub>3</sub>	6-OCH <sub>3</sub>	H	-	128 Hx
154		H	2-OCH <sub>3</sub>	6-OCH <sub>3</sub>	H	R S	132 iPr <sub>2</sub> O
155		H	2-OCH <sub>3</sub>	6-OCH <sub>3</sub>	H	-	114 Hx
156		H	2-OCH <sub>3</sub>	6-OCH <sub>3</sub>	H	S	149 iPr <sub>2</sub> O
157		H	2-OCH <sub>3</sub>	6-OCH <sub>3</sub>	H	-	244 iPr <sub>2</sub> O
158		H	2-OCH <sub>3</sub>	6-OCH <sub>3</sub>	H	R S	106 Hx
159		H	2-OCH <sub>3</sub>	6-OCH <sub>3</sub>	H	S	>260 Hx

160		H	2-OCH <sub>3</sub>	6-OCH <sub>3</sub>	H	R	>260 Hx
161		H	2-OCH <sub>3</sub>	6-OCH <sub>3</sub>	H	-	174 Hx
162		H	2-OCH <sub>3</sub>	6-OCH <sub>3</sub>	H	R S	>260 EtOH
163		H	2-OCH <sub>3</sub>	6-OCH <sub>3</sub>	H	-	244 iPr <sub>2</sub> O
164		H	2-OC <sub>2</sub> H <sub>5</sub>	6-OC <sub>2</sub> H <sub>5</sub>	H	S	222 Hx
165		H	2-OCH <sub>3</sub>	6-OCH <sub>3</sub>	H	-	190 Et <sub>2</sub> O
166		H	2-OCH <sub>3</sub>	6-OCH <sub>3</sub>	H	R S	170 CH <sub>2</sub> Cl <sub>2</sub>
167		H	2-OCH <sub>3</sub>	6-OCH <sub>3</sub>	H	-	280 Et <sub>2</sub> O
168		H	2-OC <sub>2</sub> H <sub>5</sub>	6-OC <sub>2</sub> H <sub>5</sub>	H	-	>260 iPr <sub>2</sub> O
169		H	2-OCH <sub>3</sub>	6-OCH <sub>3</sub>	H	-	>260 H <sub>2</sub> O

170		H	2-OCH <sub>3</sub>	6-OCH <sub>3</sub>	H	R S	>260 CH <sub>2</sub> Cl <sub>2</sub> -E:2O
171		H	2-OCH <sub>3</sub>	6-OCH <sub>3</sub>	H	-	>260 iPr <sub>2</sub> O
172		H	2-OCH <sub>3</sub>	6-OCH <sub>3</sub>	H	S	120 Pn
173		H	2-OCH <sub>3</sub>	6-OCH <sub>3</sub>	H	R S	81 Pn
174		H	2-OCH <sub>3</sub>	6-OCH <sub>3</sub>	H	R S	>260 iPr <sub>2</sub> O
175		H	2-OCH <sub>3</sub>	6-OCH <sub>3</sub>	H	R S	217 Hx
176		H	2-OCH <sub>3</sub>	6-OCH <sub>3</sub>	H	R S	>260 iPr <sub>2</sub> O
177		H	2-OCH <sub>3</sub>	6-OCH <sub>3</sub>	H	R S	130 iPr <sub>2</sub> O
178		H	2-OCH <sub>3</sub>	4-OCH <sub>3</sub>	6-OCH <sub>3</sub>	R S	229 iPr <sub>2</sub> O
179		H	2-OCH <sub>3</sub>	4-OCH <sub>3</sub>	6-OCH <sub>3</sub>	S	>260 iPr <sub>2</sub> O
180		4-Cl	2-OCH <sub>3</sub>	6-OCH <sub>3</sub>	H	R S	125 Hx
181		4-Cl	2-OCH <sub>3</sub>	6-OCH <sub>3</sub>	H	S	120 Hx

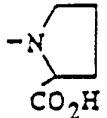
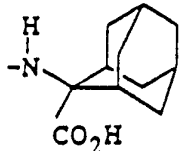
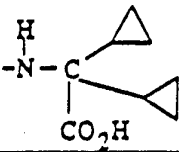
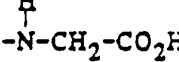
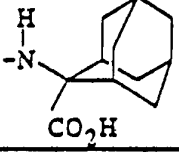
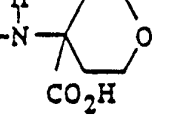
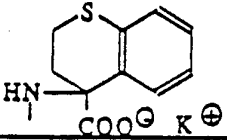
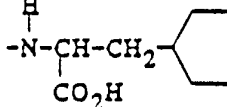
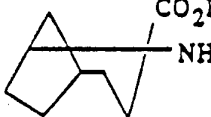
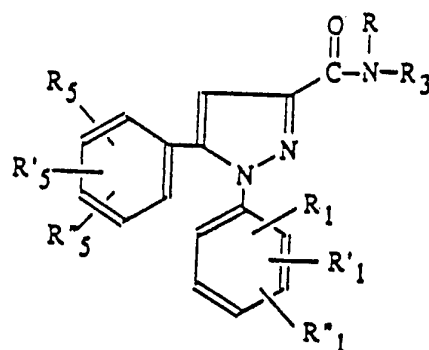
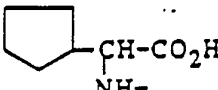
182		4-Cl	2-OCH <sub>3</sub>	6-OCH <sub>3</sub>	H	S	140 CH
183		H	2-CH <sub>3</sub>	6-CH <sub>3</sub>	H	-	280 Et <sub>2</sub> O
184		H	2-OCH <sub>3</sub>	6-OCH <sub>3</sub>	H	-	225 Hx
185		H	2-OCH <sub>3</sub>	6-OCH <sub>3</sub>	H	-	206 iPr <sub>2</sub> O
186		4-Cl	2-OCH <sub>3</sub>	6-OCH <sub>3</sub>	H	-	>260 iPr <sub>2</sub> O
187		H	2-OCH <sub>3</sub>	6-OCH <sub>3</sub>	H	-	180 MeOH ·H <sub>2</sub> O
188		H	2-OCH <sub>3</sub>	6-OCH <sub>3</sub>	H	R S	>260 Et <sub>2</sub> O
189		H	2-OCH <sub>3</sub>	6-OCH <sub>3</sub>	H	S	109 CH
190		H	2-OCH <sub>3</sub>	6-OCH <sub>3</sub>	H	R S	130 CH

TABLE 12

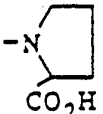
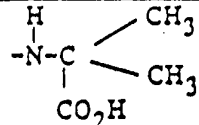
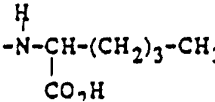
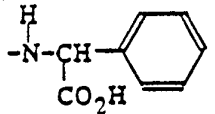
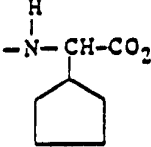
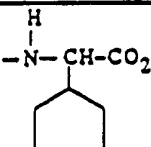
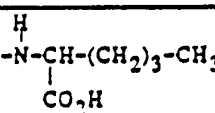
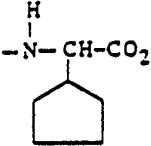
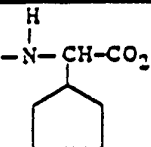
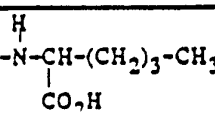
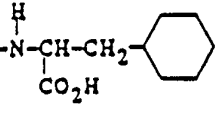
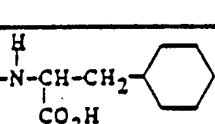


Ex. n°	R <sub>1</sub>	R' <sub>1</sub>	R'' <sub>1</sub>	$\begin{array}{c} \text{R} \\   \\ \text{-N-R}_3 \end{array}$	R <sub>5</sub>	R' <sub>5</sub>	R'' <sub>5</sub>	C*	M.p; °C crystal. solvent
191	H	H	H	$\begin{array}{c} \text{CO}_2\text{H} \\   \\ \text{CH}_3-(\text{CH}_2)_3-\text{CH} \\   \\ \text{NH-} \end{array}$	3-OCH <sub>3</sub>	4-OCH <sub>3</sub>	H	S	79 Hx
192	H	H	H	$\begin{array}{c} \text{CO}_2\text{H} \\   \\ \text{CH}_3-(\text{CH}_2)_3-\text{CH} \\   \\ \text{NH-} \end{array}$	3-OCH <sub>3</sub>	4-OCH <sub>3</sub>	5-OCH <sub>3</sub>	S	69 Hx
193	H	H	H	$\begin{array}{c} \text{CO}_2\text{H} \\   \\ \text{CH}_3-(\text{CH}_2)_3-\text{CH} \\   \\ \text{NH-} \end{array}$	2-OCH <sub>3</sub>	4-OCH <sub>3</sub>	6-OCH <sub>3</sub>	S	90 Hx
194	H	H	H	$\begin{array}{c} \text{C}_6\text{H}_5-\text{CH}-\text{CO}_2\text{H} \\   \\ \text{CH}_2-\text{NH-} \end{array}$	2-OCH <sub>3</sub>	6-OCH <sub>3</sub>	H	R S	94 Hx
195	3-Cl	4-Cl	H	$\begin{array}{c} \text{CO}_2\text{H} \\   \\ \text{CH}_3-(\text{CH}_2)_3-\text{CH} \\   \\ \text{NH-} \end{array}$	2-OCH <sub>3</sub>	6-OCH <sub>3</sub>	H	S	94 Hx
196	3-Cl	4-Cl	H	$\begin{array}{c} \text{CH}_2\text{CH}_2\text{CH}_2 \\   \\ \text{CH}-\text{CO}_2\text{H} \\   \\ \text{NH-} \end{array}$	2-OCH <sub>3</sub>	6-OCH <sub>3</sub>	H	R S	100 CH

197	2-Cl	6-Cl	H	$\text{CH}_3-(\text{CH}_2)_3-\overset{\text{CO}_2\text{H}}{\underset{\text{NH-}}{\text{CH}}}$	2-OCH <sub>3</sub>	6-OCH <sub>3</sub>	H	S	223 Pn
198	2-Cl	5-Cl	H	$\text{CH}_3-(\text{CH}_2)_3-\overset{\text{CO}_2\text{H}}{\underset{\text{NH-}}{\text{CH}}}$	2-OCH <sub>3</sub>	6-OCH <sub>3</sub>	H	S	90 Pn
199	3-Cl	4-Cl	H	$\text{C}_6\text{H}_5-(\text{CH}_2)_2-\overset{\text{CO}_2\text{H}}{\underset{\text{NH-}}{\text{CH}}}$	H	H	H	S	85 CH
200	3-Cl	4-Cl	H	$\text{CH}_3-(\text{CH}_2)_3-\overset{\text{CO}_2\text{H}}{\underset{\text{NH-}}{\text{CH}}}$	H	H	H	S	78 Hx
201	3-Cl	4-Cl	H		H	H	H	R S	84 Hx
202	4- t-Bu	H	H	$\text{CH}_3-(\text{CH}_2)_3-\overset{\text{CO}_2\text{H}}{\underset{\text{NH-}}{\text{CH}}}$	H	H	H	S	85 Hx
203	H	H	H	$(\text{CH}_3)_2\text{-CH-CH}_2\text{-}\overset{\text{H}_2\text{N}}{\underset{\text{O}}{\text{C}}}\text{-CH-}\overset{\text{NH-}}{\text{NH-}}$	H	H	H	S	66 Hx
204	3-Cl	4-Cl	H	$\text{CH}_3-(\text{CH}_2)_3-\overset{\text{NH-}}{\underset{\text{NaOOC}}{\text{CH}}}$	2-OCH <sub>3</sub>	6-OCH <sub>3</sub>	H	S	146 H <sub>2</sub> O
205	3-Cl	4-Cl	H	$\text{CH}_3-(\text{CH}_2)_3-\overset{\text{CO}_2\text{H}}{\underset{\text{NH-}}{\text{CH}}}$	2-OCH <sub>3</sub>	4-OCH <sub>3</sub>	6-OCH <sub>3</sub>	S	98 CH
206	2-Cl	5-Cl	H	$\overset{\text{H}}{\text{N}}\text{-CH-}(\text{CH}_2)_3\text{-CH}_3\text{-}\overset{\text{CO}_2\text{CH}_3}{\text{CH}_2}$	2-OCH <sub>3</sub>	6-OCH <sub>3</sub>	H	S	64 Pn



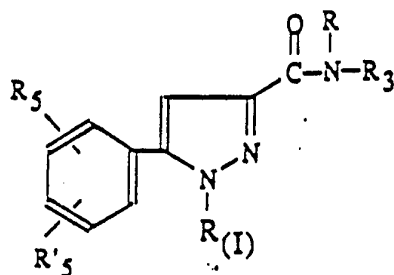
207	2-Cl	3-Cl	4-Cl	$\begin{array}{c} \text{H} \\   \\ -\text{N}-\text{CH}-\text{CO}_2\text{H} \\   \\ \text{Cyclopentyl} \end{array}$	2-OCH <sub>3</sub>	6-OCH <sub>3</sub>	H	R,S	120 CH
208	2-Cl	3-Cl	4-Cl	$\begin{array}{c} \text{H} \\   \\ -\text{N}-\text{CH}-(\text{CH}_2)_3-\text{CH}_3 \\   \\ \text{CO}_2\text{H} \end{array}$	2-OCH <sub>3</sub>	6-OCH <sub>3</sub>	H	S	219 Pn
209	2-Cl	4-Cl	6-Cl	$\begin{array}{c} \text{H} \\   \\ -\text{N}-\text{CH}-(\text{CH}_2)_3-\text{CH}_3 \\   \\ \text{CO}_2\text{H} \end{array}$	2-OCH <sub>3</sub>	6-OCH <sub>3</sub>	H	S	220 Pn
210	2-Cl	4-Cl	6-Cl	$\begin{array}{c} \text{H} \\   \\ -\text{N}-\text{CH}-\text{CO}_2\text{H} \\   \\ \text{Cyclopentyl} \end{array}$	2-OCH <sub>3</sub>	6-OCH <sub>3</sub>	H	R,S	210 CH
211	3-CF <sub>3</sub>	5-CF <sub>3</sub>	H	$\begin{array}{c} \text{H} \\   \\ -\text{N}-\text{CH}-(\text{CH}_2)_3-\text{CH}_3 \\   \\ \text{CO}_2\text{H} \end{array}$	2-OCH <sub>3</sub>	6-OCH <sub>3</sub>	H	S	79 Pn
212	3-CF <sub>3</sub>	5-CF <sub>3</sub>	H	$\begin{array}{c} \text{H} \\   \\ -\text{N}-\text{CH}-\text{CO}_2\text{H} \\   \\ \text{Cyclopentyl} \end{array}$	2-OCH <sub>3</sub>	6-OCH <sub>3</sub>	H	R,S	181 Hx
213	2-Cl	3-Cl	H	$\begin{array}{c} \text{H} \\   \\ -\text{N}-\text{CH}-\text{CO}_2\text{H} \\   \\ \text{Cyclopentyl} \end{array}$	2-OCH <sub>3</sub>	6-OCH <sub>3</sub>	H	R,S	112 Hx
214	2-Cl	3-Cl	H	$\begin{array}{c} \text{H} \\   \\ -\text{N}-\text{CH}-(\text{CH}_2)_3-\text{CH}_3 \\   \\ \text{CO}_2\text{H} \end{array}$	2-OCH <sub>3</sub>	6-OCH <sub>3</sub>	H	S	108 Pn
215	2-Cl	5-Cl	H	$\begin{array}{c} \text{H} \\   \\ -\text{N}-\text{CH}-\text{CH}_2-\text{C}_6\text{H}_4-\text{Cl} \\   \\ \text{CO}_2\text{H} \end{array}$	4-NO <sub>2</sub>	H	H	R,S	115 Hx
216	2-Cl	3-Cl	H	$\begin{array}{c} \text{Cyclopropyl} \\   \\ -\text{N}-\text{CH}-\text{CO}_2\text{H} \end{array}$	2-OCH <sub>3</sub>	6-OCH <sub>3</sub>	H	S	114 Hx
217	3-CF <sub>3</sub>	5-CF <sub>3</sub>	H	$\begin{array}{c} \text{Cyclopropyl} \\   \\ -\text{N}-\text{CH}-\text{CO}_2\text{H} \end{array}$	2-OCH <sub>3</sub>	6-OCH <sub>3</sub>	H	S	94 Hx
218	3-CF <sub>3</sub>	5-CF <sub>3</sub>	H	$\begin{array}{c} \text{CH}_3 \\   \\ -\text{N}-\text{CH}_2-\text{CO}_2\text{H} \end{array}$	2-OCH <sub>3</sub>	6-OCH <sub>3</sub>	H	S	70 CH

219	2-Cl	4-Cl	6-Cl		2-OCH <sub>3</sub>	6-OCH <sub>3</sub>	H	S	110 Hx
220	3-Cl	4-Cl	H		2-Cl	6-Cl	H	-	240 iPr <sub>2</sub> O
221	3-Cl	4-Cl	H		2-Cl	6-Cl	H	S	98 Pn
222	3-Cl	4-Cl	H		2-Cl	6-Cl	H	S	120 CH
223	3-Cl	4-Cl	H		2-Cl	6-Cl	H	R S	212 Pn
224	2-Cl	4-Cl	H		2-OCH <sub>3</sub>	6-OCH <sub>3</sub>	H	R S	124 Hx
225	2-Cl	4-Cl	H		2-OCH <sub>3</sub>	6-OCH <sub>3</sub>	H	S	196 Hx
226	3-Cl	4-F	H		2-OCH <sub>3</sub>	6-OCH <sub>3</sub>	H	R S	110 CH
227	3-Cl	4-Cl	H		2-F	6-F	H	R S	86 iPr <sub>2</sub> O
228	3-Cl	4-Cl	H		2-F	6-F	H	S	76 Hx
229	2-Cl	5-Cl	H		2-OCH <sub>3</sub>	6-OCH <sub>3</sub>	H	S	86 iPr <sub>2</sub> O
230	2-Cl	6-Cl	H		2-OCH <sub>3</sub>	6-OCH <sub>3</sub>	H	S	268 iPr <sub>2</sub> O

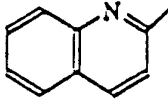
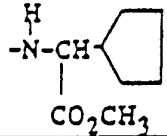
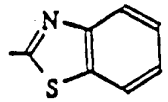
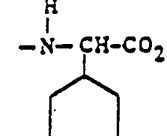
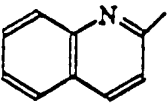
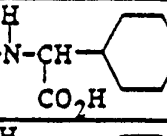
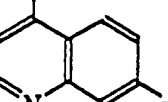
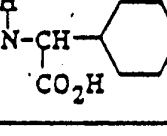
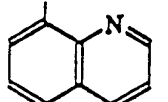
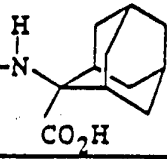
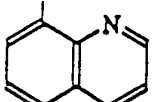
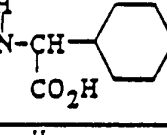
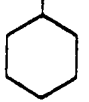
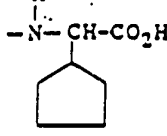
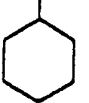
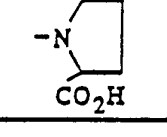
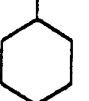
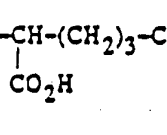
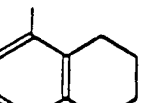
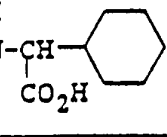
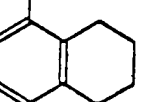
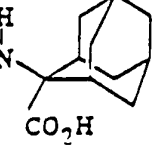
231	H	H	H	$\begin{array}{c} \text{H} \\   \\ -\text{N}-\text{CH}-(\text{CH}_2)_3-\text{CH}_3 \\   \\ \text{CO}_2\text{H} \end{array}$	2-OCH <sub>3</sub>	4-OCH <sub>3</sub>	H	S	76 Hx
232	H	H	H	$\begin{array}{c} \text{H} \\   \\ -\text{N}-\text{CH}-\text{CH}_2-\text{C}_6\text{H}_5 \\   \\ \text{CO}_2\text{H} \end{array}$	4-NO <sub>2</sub>	H	H	S	100 Hx
233	4-Cl	H	H	$\begin{array}{c} \text{H} \\   \\ -\text{N}-\text{CH}-\text{CO}_2\text{H} \\   \\ \text{Cyclopentyl} \end{array}$	2-OCH <sub>3</sub>	6-OCH <sub>3</sub>	H	R S	116 CH
234	4-Cl	H	H	$\begin{array}{c} \text{H} \\   \\ -\text{N}-\text{CH}-(\text{CH}_2)_3-\text{CH}_3 \\   \\ \text{CO}_2\text{H} \end{array}$	2-OCH <sub>3</sub>	6-OCH <sub>3</sub>	H	S	169 Hx
235	2-Cl	H	H	$\begin{array}{c} \text{H} \\   \\ -\text{N}-\text{CH}-\text{CO}_2\text{H} \\   \\ \text{Cyclopentyl} \end{array}$	2-OCH <sub>3</sub>	H	H	R S	90 CH
236	2-Cl	H	H	$\begin{array}{c} \text{H} \\   \\ -\text{N}-\text{CH}-(\text{CH}_2)_3-\text{CH}_3 \\   \\ \text{CO}_2\text{H} \end{array}$	2-OCH <sub>3</sub>	H	H	S	87 Hx
237	3-Cl	4-Cl	H	$\begin{array}{c} \text{H} \\   \\ -\text{N}-\text{CH}-\text{CO}_2\text{H} \\   \\ \text{Cyclopentyl} \end{array}$	2-OCH <sub>3</sub>	H	H	R S	100 Hx
238	3-Cl	4-Cl	H	$\begin{array}{c} \text{H} \\   \\ -\text{N}-\text{CH}-(\text{CH}_2)_3-\text{CH}_3 \\   \\ \text{CO}_2\text{H} \end{array}$	2-OCH <sub>3</sub>	H	H	S	85 Pn
239	2-Cl	5-Cl	H	$\begin{array}{c} \text{H} \\   \\ -\text{N}-\text{CH}_2-\text{CH}_2-\text{CO}_2\text{H} \\   \\ \text{Cyclobutyl} \end{array}$	2-OCH <sub>3</sub>	6-OCH <sub>3</sub>	H	S	107 Hx
240	3-Cl	4-F	H	$\begin{array}{c} \text{H} \\   \\ -\text{N}-\text{CH}-(\text{CH}_2)_3-\text{CH}_3 \\   \\ \text{CO}_2\text{H} \end{array}$	2-OCH <sub>3</sub>	6-OCH <sub>3</sub>	H	S	96 iPr <sub>2</sub> O
241	3-Cl	H	H	$\begin{array}{c} \text{H} \\   \\ -\text{N}-\text{CH}-\text{CO}_2\text{H} \\   \\ \text{Cyclopentyl} \end{array}$	2-OCH <sub>3</sub>	6-OCH <sub>3</sub>	H	R S	103 CH
242	3-Cl	H	H	$\begin{array}{c} \text{H} \\   \\ -\text{N}-\text{CH}-(\text{CH}_2)_3-\text{CH}_3 \\   \\ \text{CO}_2\text{H} \end{array}$	2-OCH <sub>3</sub>	6-OCH <sub>3</sub>	H	S	83 CH

243	3-Cl	4-Cl	H	$\begin{array}{c} \text{H} \\   \\ -\text{N}-\text{CH}-\text{CO}_2\text{H} \\   \\ \text{Cyclopentyl} \end{array}$	2-CH <sub>3</sub>	H	H	R,S	86 Hx
244	3-Cl	4-Cl	H	$\begin{array}{c} \text{H} \\   \\ -\text{N}-\text{CH}-(\text{CH}_2)_3-\text{CH}_3 \\   \\ \text{CO}_2\text{H} \end{array}$	2-CH <sub>3</sub>	H	H	S	85 Pn
245	3-Cl	5-Cl	H	$\begin{array}{c} \text{H} \\   \\ -\text{N}-\text{CH}-\text{CO}_2\text{H} \\   \\ \text{Cyclopentyl} \end{array}$	2-OCH <sub>3</sub>	6-OCH <sub>3</sub>	H	R,S	109 Hx
246	3-Cl	5-Cl	H	$\begin{array}{c} \text{H} \\   \\ -\text{N}-\text{CH}-(\text{CH}_2)_3-\text{CH}_3 \\   \\ \text{CO}_2\text{H} \end{array}$	2-OCH <sub>3</sub>	6-OCH <sub>3</sub>	H	S	97 Pn
247	H	H	H	$\begin{array}{c} \text{H} \\   \\ -\text{N}-\text{CH}-(\text{CH}_2)_3-\text{CH}_3 \\   \\ \text{CO}_2\text{H} \end{array}$	2-OCH <sub>3</sub>	6-OCH <sub>3</sub>	H	S	92 Pn

TABLE 13



Ex. n°	R <sub>5</sub>	R' <sub>5</sub>	R(I)	$\begin{array}{c} \text{R} \\   \\ -\text{N}-\text{R}_3 \end{array}$	C*	M.p. : °C crystallisation solvent
248	2-OCH <sub>3</sub>	6-OCH <sub>3</sub>		$\begin{array}{c} \text{H} \\   \\ -\text{N}-\text{CH}-\text{Cyclopentyl} \\   \\ \text{CO}_2\text{CH}_3 \end{array}$	R,S	107 Pn
249	2-OCH <sub>3</sub>	6-OCH <sub>3</sub>		$\begin{array}{c} \text{H} \\   \\ -\text{N}-\text{CH}-\text{CO}_2\text{H} \\   \\ \text{Cyclopentyl} \end{array}$	R,S	131 iPr <sub>2</sub> O

250	2-OCH <sub>3</sub>	6-OCH <sub>3</sub>			R S	111 Fn
251	2-OCH <sub>3</sub>	6-OCH <sub>3</sub>			R S	112 iPr <sub>2</sub> O
252	2-OCH <sub>3</sub>	6-OCH <sub>3</sub>			S	117 iPr <sub>2</sub> O
253	2-OCH <sub>3</sub>	6-OCH <sub>3</sub>			S	142 iPr <sub>2</sub> O
254	2-OCH <sub>3</sub>	6-OCH <sub>3</sub>			-	200 iPr <sub>2</sub> O
255	2-OCH <sub>3</sub>	6-OCH <sub>3</sub>			S	260 iPr <sub>2</sub> O
256	2-OCH <sub>3</sub>	6-OCH <sub>3</sub>			R S	118 Pn
257	2-OCH <sub>3</sub>	6-OCH <sub>3</sub>			S	128 Pn
258	2-OCH <sub>3</sub>	6-OCH <sub>3</sub>			S	110 Pn
259	2-OCH <sub>3</sub>	6-OCH <sub>3</sub>			S	> 260 iPr <sub>2</sub> O
260	2-OCH <sub>3</sub>	6-OCH <sub>3</sub>			-	> 260 iPr <sub>2</sub> O

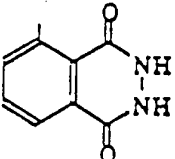
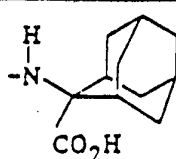
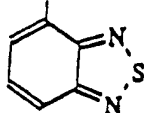
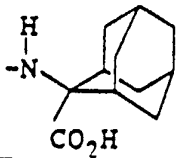
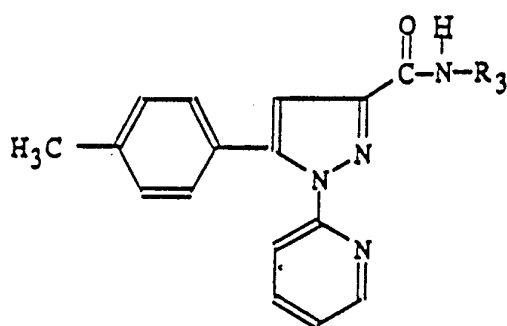
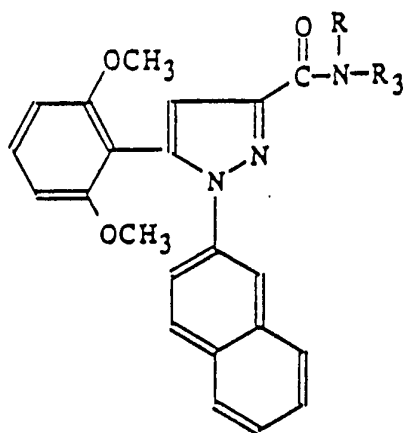
261	2-OCH <sub>3</sub>	6-OCH <sub>3</sub>			-	> 260 iPr <sub>2</sub> O
262	2-OCH <sub>3</sub>	6-OCH <sub>3</sub>			-	> 260 iPr <sub>2</sub> O

TABLE 14



Example n°	R <sub>3</sub>	C*	M.p. ; °C crystallisation solvent
263	$\text{C}_6\text{H}_5\text{-CH}_2\text{-CH-CO}_2\text{H}$ 	S	105 Pn
264	$\text{C}_6\text{H}_5\text{-CH}_2\text{-CH-CO}_2\text{CH}_3$ 	S	80 Pn

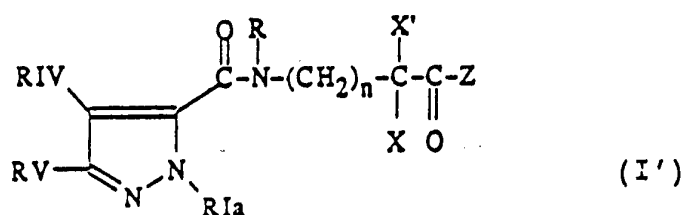
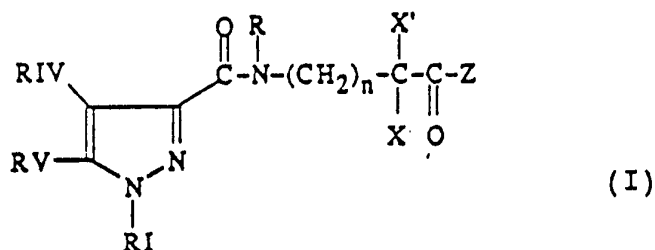
TABLE 15



Example n°	$\begin{array}{c} \text{R} \\ \diagup \\ -\text{N} \\ \diagdown \\ \text{R}_3 \end{array}$	C*	M.p. ; °C crystallisation solvent
265	$\begin{array}{c} \text{H} \\   \\ -\text{N}-\text{CH}-(\text{CH}_2)_3-\text{CH}_3 \\   \\ \text{CO}_2\text{H} \end{array}$	S	110 iPr <sub>2</sub> O
266	$\begin{array}{c} \text{H} \\   \\ -\text{N}-\text{CH}-\text{CO}_2\text{H} \\   \\ \text{Cyclopentyl} \end{array}$	R S	120 iPr <sub>2</sub> O
267	$\begin{array}{c} \text{Cyclobutyl} \\   \\ -\text{N} \\   \\ \text{CO}_2\text{H} \end{array}$	S	125 CH

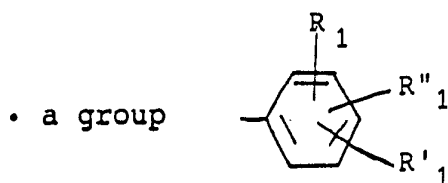
## CLAIMS

1. 3-Amidopyrazole of formula (I) or (I'):



5 in which

-  $R_i$  represents:



where R<sub>1</sub>, R'<sub>1</sub> and R''<sub>1</sub> each independently represent a hydrogen atom, a halogen atom, a hydroxyl, a linear or branched C<sub>1</sub>-C<sub>4</sub> alkyl group, a C<sub>1</sub>-C<sub>4</sub> alkoxy group, a trifluoromethyl group, a trifluoromethoxy group, a nitro group, a carboxyl group or an amino group;

- a carboxyalkyl or alkoxycarbonylalkyl group in which the alkyls are C<sub>1</sub>-C<sub>4</sub> groups;

- a cycloalkyl group in which the alkyls are C<sub>3</sub>-C<sub>8</sub> groups;

- a tetrahydronaphthyl group;

- a pyridyl group;

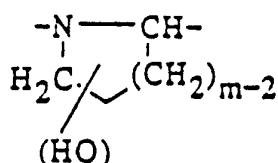
- a naphthyl group substituted with  $R_1$ ,  $R'_1$  and  $R''_1$  as defined above;

- a benzyl group substituted with  $R_1$ ,  $R'_1$  and  $R''_1$  as defined above;

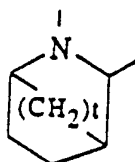
- a cinnamyl group optionally substituted on the



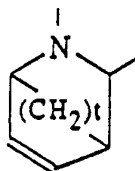
- aromatic ring with a halogen, a hydroxyl or a C<sub>1</sub>-C<sub>4</sub> alkoxy;
- a quinolyl or isoquinolyl group optionally substituted with R<sub>1</sub>, R'<sub>1</sub> and R''<sub>1</sub> as defined above;
  - a 2-benzothiazolyl group;
  - a quinoxalinyldione group;
  - a 1-phthalazinyl group;
  - a benzothiadiazolyl group;
  - a methylene group substituted with a 5- or 6-membered heterocyclic group such as, in particular, a pyridyl and a thienyl;
- R<sub>1</sub> represents a benzyl group substituted with R<sub>1</sub>, R'<sub>1</sub> and R''<sub>1</sub> as defined above;
- R represents hydrogen or a linear or branched C<sub>1</sub>-C<sub>4</sub> alkyl;
- n represents 0, 1, 2 or 3;
- either X represents hydrogen and X' represents hydrogen; a linear or branched C<sub>1</sub>-C<sub>6</sub> alkyl; an aryl; a C<sub>1</sub>-C<sub>4</sub> aminoalkyl; a C<sub>1</sub>-C<sub>4</sub> hydroxyalkyl; a carboxyalkyl in which the alkyl group is a C<sub>1</sub>-C<sub>4</sub> group; an acetamidoalkylcysteine in which the alkyl group is a C<sub>1</sub>-C<sub>4</sub> group; a guanidinoalkyl in which the alkyl group is a C<sub>1</sub>-C<sub>4</sub> group; a nitroguanidinoalkyl in which the alkyl group is a C<sub>1</sub>-C<sub>4</sub> group; a C<sub>3</sub>-C<sub>7</sub> cycloalkyl; an arylalkyl in which the alkyl is a C<sub>1</sub>-C<sub>4</sub> group and in which the aryl is optionally substituted with a halogen or a hydroxyl or with a C<sub>1</sub>-C<sub>3</sub> alkyl; a heteroarylalkyl in which the heteroaryl represents an imidazolyl or an indolyl unsubstituted or substituted with a C<sub>1</sub>-C<sub>4</sub> alkyl, with a hydroxyl or with a C<sub>1</sub>-C<sub>4</sub> alkoxy and in which the alkyl is a C<sub>1</sub>-C<sub>4</sub> group;
- or, when n is equal to zero, X represents hydrogen and X' and -N-R considered together form a ring, unsubstituted or substituted with a hydroxyl, of formula:

with  $m = 2, 3$  or  $4$ 

or a ring-system of formula:

with  $t = 1$  or  $2$ 

or a ring-system of formula:

with  $t = 1$  or  $2$ 

5

or an indolinyl, perhydroindole or 4,5,6,7-tetrahydro-thieno[2,3-c]pyrid-6-yl ring-system;

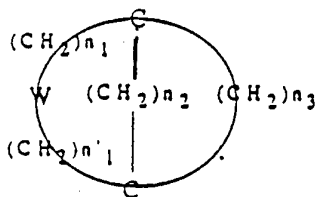
10

- or X and X' each independently represent a  $C_1$ - $C_6$  alkyl or a  $C_3$ - $C_6$  cycloalkyl; a phenyl;
- or X and X' are linked and form together a cycloalkyl group having 2 to 12 carbon atoms, optionally substituted with a  $C_1$ - $C_3$  alkyl;

15

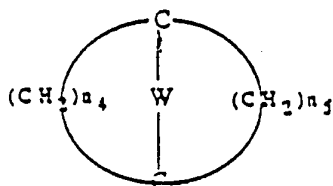
- or X, X' and the carbon atom to which they are linked form an adamantyl group; an adamantyl group substituted with one or two methyl groups or with a hydroxyl, a  $C_1$ - $C_3$  alkoxy or a halogen atom; a 1-azaadamantyl group; a quinuclidinyl group; a 4-piperidyl group optionally N-substituted with a benzyl group; a 2,2,6,6-tetramethylpiperidyl group; a tetrahydronaphthyl group; a tetrahydropyran-4-yl or tetrahydrothiopyran-4-yl group; a 2,3-dihydro-4H-benzopyran-4-yl group; a 2,3-dihydro-4H-benzothiopyran-4-yl group; a group of formula a

20

a

in which  $n_1 = 0$  or  $1$ ,  $n'_1 = 1$  or  $2$ ,  $n_2 = 1$ ,  $n_3 = 2$  or  $3$  and  $W$  represents a carbon atom or an oxygen atom, this

group of formula a) being attached to  $\overset{\text{R}}{\underset{|}{\text{-N-}}}$  and to  $\text{-C(=O)-Z}$  as defined above through one carbon atom of one or other of the rings, or a group of formula b



b

in which  $n_4 = 2, 3$  or  $4$ ,  $n_5 = 2$  or  $3$  and  $W$  represents a carbon or oxygen atom, this group of formula b) being

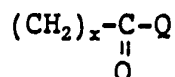
attached to  $\overset{\text{R}}{\underset{|}{\text{-N-}}}$  and to  $\text{-C(=O)-Z}$  as defined above through one carbon atom of one or other of the two rings,

it being possible for the rings of the above groups a and b to be optionally substituted on one and/or other of the rings with one or two  $\text{C}_1\text{-C}_6$  alkyl groups and it not being possible for the amino acid to be at the alpha-position with respect to  $W$  when  $W$  represents oxygen; a bicyclo[2.2.1]hept-5-en-2-yl group; an 8-oxabicyclo[3.2.1]oct-6-en-3-yl group; an 8-thiabicyclo-[3.2.1]oct-3-yl group;

- or  $X$  represents hydrogen and  $X'$  is an adamantyl group; an adamantyl group substituted with one or two methyls, with a hydroxyl, a  $\text{C}_1\text{-C}_6$  alkoxy or a halogen atom; a 1-azaadamantyl group; a group of formula a or b as defined above, it not being possible for the bond between these ring-systems and the carbon carrying  $\text{-COZ}$  and  $\text{-N-R}$  to be at the alpha-position with respect to  $W$  when the latter represents oxygen;

-  $Z$  represents a hydroxyl group or a  $\text{C}_1\text{-C}_6$  alkoxy group; an oxygen atom substituted with a carboxylic acid-protecting group such as a tert-butyl, a

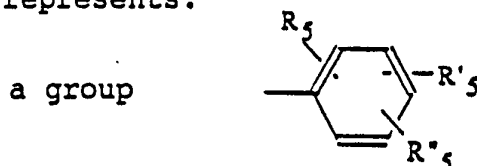
benzyl, a benzyl substituted with a halogen atom, a C<sub>1</sub>-C<sub>6</sub> alkyl, a trifluoromethyl, a trifluoromethoxy or a carboxyl group; an amino group; a nitrogen atom substituted with a carboxyalkyl in which the alkyl is a linear or branched C<sub>1</sub>-C<sub>6</sub> group, with the limitation that, if Z represents a nitrogen atom substituted as defined above and if n = 0, then, when X = H, X' cannot be a group:



in which x = 1 or 2 and Q is a hydroxyl, a free amino or amino substituted with a C<sub>1</sub>-C<sub>6</sub> dialkyl or a C<sub>1</sub>-C<sub>6</sub> alkoxy;

- R<sub>IV</sub> represents a hydrogen atom, a halogen atom or a C<sub>1</sub>-C<sub>6</sub> alkyl;

- R<sub>V</sub> represents:



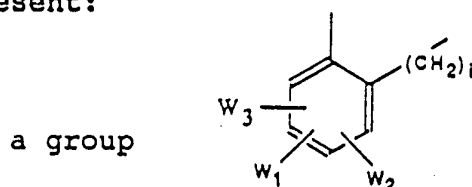
where R<sub>s</sub>, R'<sub>s</sub>, and R''<sub>s</sub>, each independently represent a hydrogen atom, a halogen atom, a linear or branched C<sub>1</sub>-C<sub>4</sub> alkyl, a hydroxyl, a C<sub>1</sub>-C<sub>4</sub> alkoxy, a nitro, a trifluoromethyl, a trifluoromethoxy, a cyano, an amino, a carboxyl, a C<sub>1</sub>-C<sub>4</sub> carboxyalkyl or a phenyl;

- a naphthyl group unsubstituted or substituted with a C<sub>1</sub>-C<sub>4</sub> alkyl;

- a pyridyl group;

- a styryl group unsubstituted or substituted with a C<sub>1</sub>-C<sub>4</sub> alkyl;

- or alternatively R<sub>IV</sub> and R<sub>V</sub> considered together represent:



in which the phenyl group substitutes the pyrazole at position 5 and the group -(CH<sub>2</sub>)<sub>1</sub>- in which i = 1

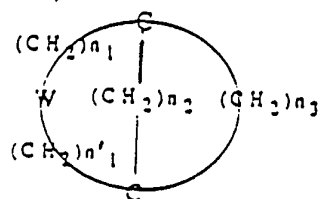
to 3 substitutes the pyrazole at position 4,  $W_1$ ,  $W_2$  and  $W_3$  substitute the benzene ring and independently represent hydrogen, a halogen or a hydroxyl group;

05 or one of its possible salts with organic or inorganic acids or with inorganic or organic bases.

2. 3-Amidopyrazoles of formula (I) in which R, X, X', n, Z,  $R_{IV}$  and  $R_V$  are as defined in claim 1, characterized in that  $R_1$  represents a phenyl or naphthyl group substituted with  $R'_1$ ,  $R''_1$  and  $R'''_1$  as defined in claim 1, or one of its possible salts with organic or inorganic acids or with organic or inorganic bases.

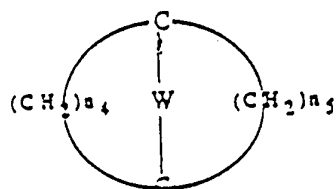
3. 3-Amidopyrazole of formula (I) or (I') in which R, X, X', n, Z,  $R_I$ ,  $R_{Ia}$  and  $R_{IV}$  are as defined in claim 1, characterized in that  $R_V$  represents a phenyl or a naphthyl substituted with  $R_5$ ,  $R'_5$  and  $R''_5$  as defined in claim 1,  $R_5$ ,  $R'_5$  and  $R''_5$  preferably being hydrogen or a  $C_1$ - $C_4$  alkoxy; or one of its possible salts with inorganic or organic acids or with organic or inorganic bases.

4. 3-Amidopyrazole of formula (I) in which R, Z, n,  $R_{IV}$  and  $R_V$  are as defined in claim 1, characterized in that X and X' and the carbon atom to which they are linked form an adamantyl group, a group of formula:



a

30 in which  $n_1$ ,  $n'_1$ ,  $n_2$ ,  $n_3$  and W are as defined in claim 1, or a group of formula:



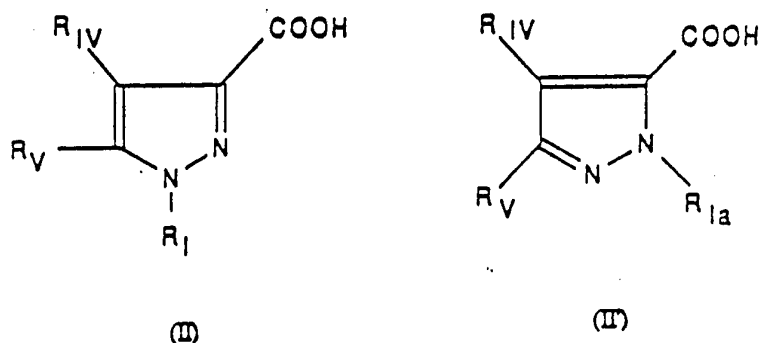
b

in which  $n_4$ ,  $n_5$  and W are as defined in claim 1, the said groups a and b being

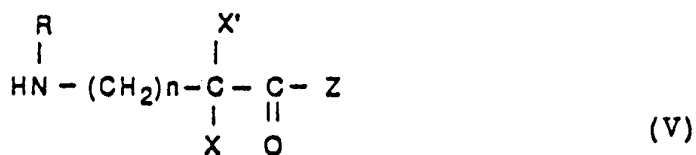
attached to  $-N-$  and to  $-C(O)-Z$  as defined

above through one carbon atom of one or other of the two rings,  
it being possible for the rings of the above groups a and  
b to be optionally substituted on one and/or other of the  
rings with one or two C<sub>1</sub>-C<sub>4</sub> alkyl groups and it not being  
possible for the amino acid to be at the alpha-position  
with respect to W when W represents oxygen, or one of its  
salts with organic or inorganic acids or with organic or  
inorganic bases.

5. Process for the preparation of the compounds of  
formula (I) and (I'), characterised in that a functional  
derivative of a pyrazolecarboxylic acid of formula (II)  
or (II'):



in which R<sub>I</sub>, R<sub>IV</sub>, R<sub>V</sub> and R<sub>IIa</sub> are as defined above, is  
treated with an amino acid, optionally protected by the  
protective groups customary in peptide synthesis, of  
formula:



in which R, n, X, X' and Z are as defined above, and the  
compound thereby obtained is optionally converted to one  
of its salts.

6. Pharmaceutical composition containing as active  
principle a compound according to Claims 1  
or one of its possible pharmaceutically acceptable  
salts.

7. Pharmaceutical composition according to Claim 6,