



US00D726683S

(12) **United States Design Patent**  
**Breines**

(10) **Patent No.:** **US D726,683 S**

(45) **Date of Patent:** **\*\* Apr. 14, 2015**

(54) **PORTABLE SPEAKER SYSTEM**

(71) Applicant: **Robert Breines**, Westlake Village, CA  
(US)

(72) Inventor: **Robert Breines**, Westlake Village, CA  
(US)

(\*\*) Term: **14 Years**

(21) Appl. No.: **29/467,403**

(22) Filed: **Sep. 18, 2013**

(51) **LOC (10) Cl.** ..... **14-01**

(52) **U.S. Cl.**  
USPC ..... **D14/207**

(58) **Field of Classification Search**  
CPC ..... H04R 1/02; H04R 1/023; H04R 1/026;  
H04R 1/30; H04R 9/06; H04R 11/02; F04R  
3/00  
USPC ..... D14/204, 218, 172, 210–216, 209.1,  
D14/496, 497, 137, 168, 181, 185, 188, 299,  
D14/203.1–203.8; 181/143, 147, 148, 150,  
181/153, 157, 198, 199, 166, 144;  
381/300–303, 306, 332, 333, 336, 345,  
381/361–364, 370, 386–388; 455/344–351;  
84/609–614, 634–638; 434/307 A,  
434/307 R, 309, 318; 352/1, 6–10

See application file for complete search history.

(56) **References Cited**

U.S. PATENT DOCUMENTS

3,170,538	A *	2/1965	Detrick	.....	181/141
D223,028	S *	2/1972	Sparazza	.....	D14/207
4,872,854	A *	10/1989	Hesu	.....	439/577
5,444,194	A *	8/1995	Reinke	.....	181/150
6,152,257	A *	11/2000	Denham	.....	181/155
D510,926	S *	10/2005	Jerome	.....	D14/500
D530,308	S *	10/2006	Topping	.....	D14/207
D606,518	S *	12/2009	Andre et al.	.....	D14/217
D690,285	S *	9/2013	Breines	.....	D14/207
D701,852	S *	4/2014	Park	.....	D14/207

\* cited by examiner

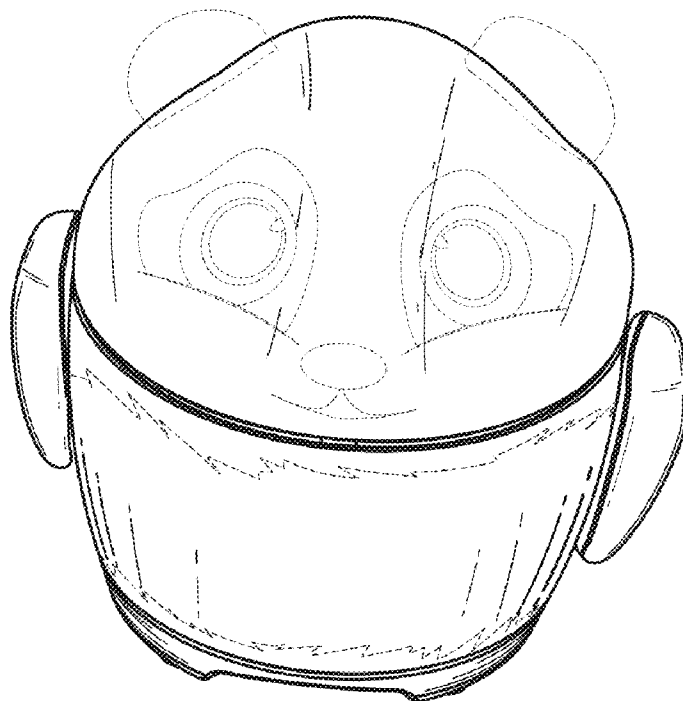
*Primary Examiner* — Prabhakar Deshmukh

(57) **CLAIM**  
I claim the ornamental design for a portable speaker system,  
as shown and described.

**DESCRIPTION**

FIG. 1 is a front perspective view of a portable speaker system, showing the new design;  
FIG. 2 is a rear perspective view thereof;  
FIG. 3 is a front elevational view thereof;  
FIG. 4 is a rear elevational view thereof;  
FIG. 5 is a right-side elevational view thereof;  
FIG. 6 is a left-side elevational view thereof;  
FIG. 7 is a top plan view thereof; and,  
FIG. 8 is a bottom plan view thereof.  
The broken lines representing an audio cord in an extended configuration in FIG. 2, and painting in FIGS. 1, 3, 4, 5, 6 and 7 form no part of the claimed design.

**1 Claim, 4 Drawing Sheets**



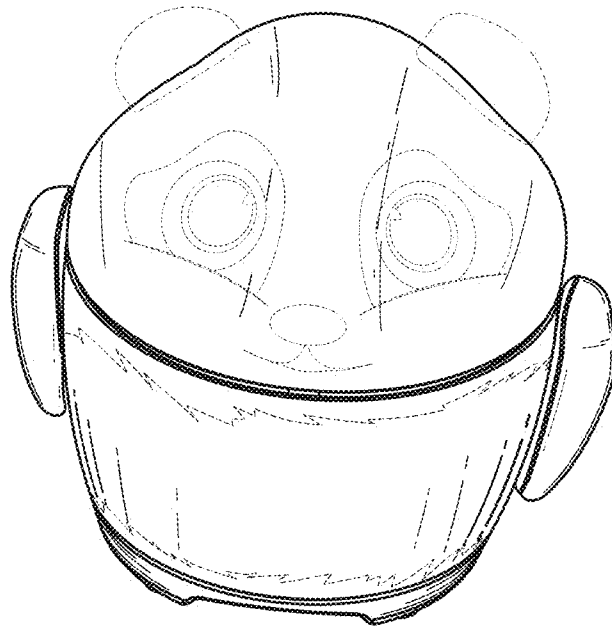


FIG. 1

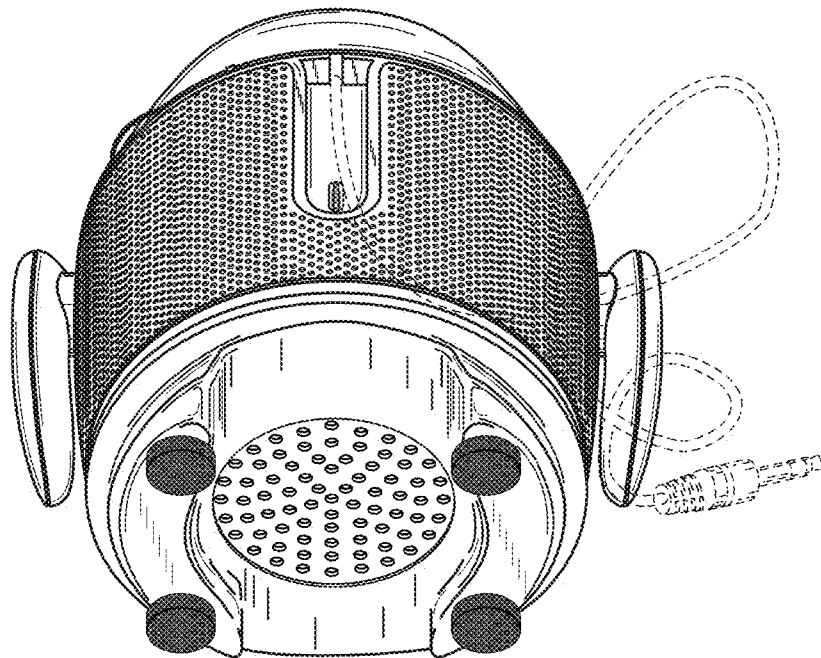


FIG. 2

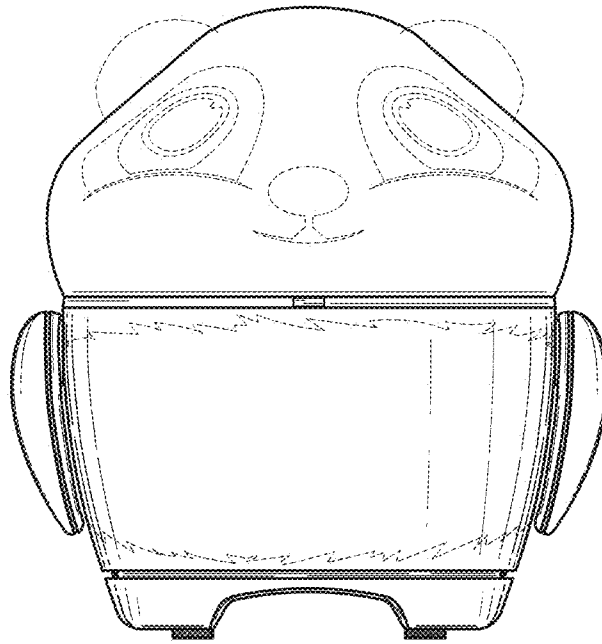


FIG. 3

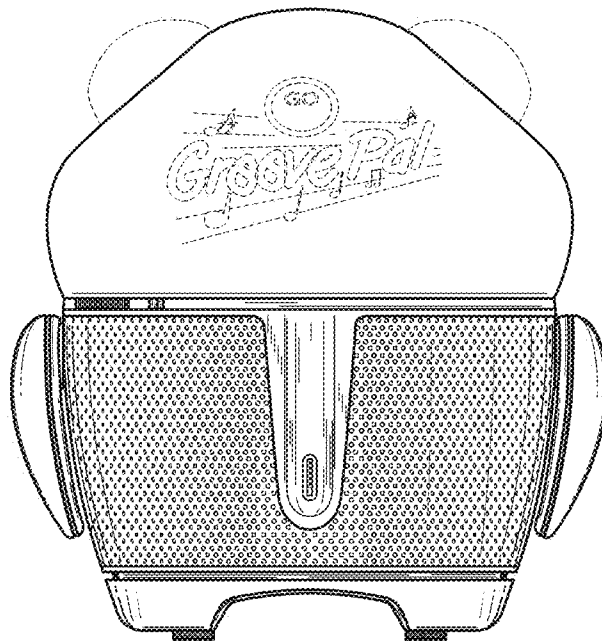


FIG. 4

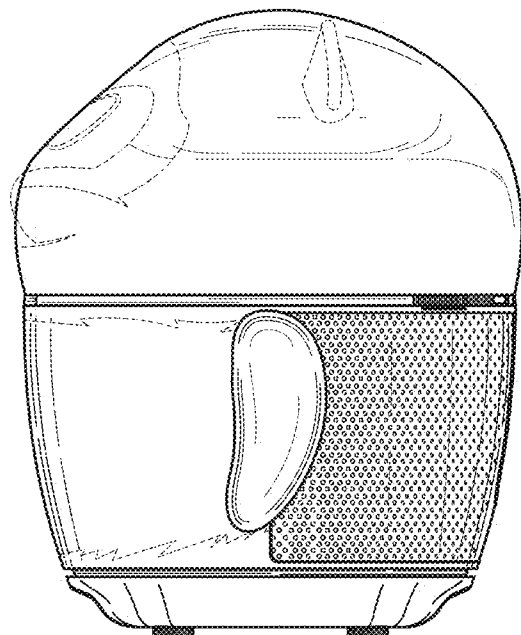


FIG. 5

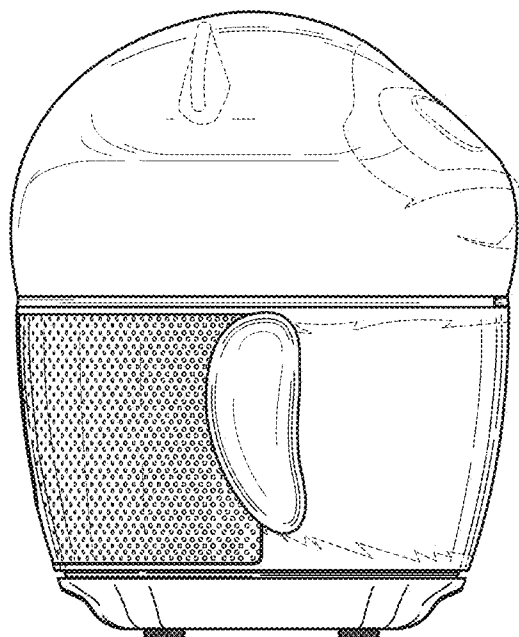


FIG. 6

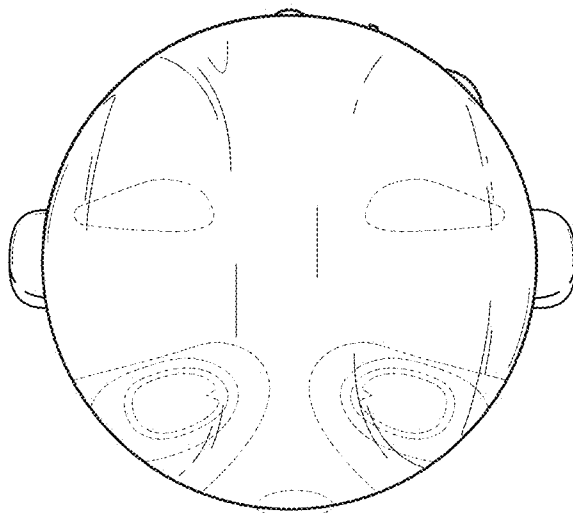


FIG. 7

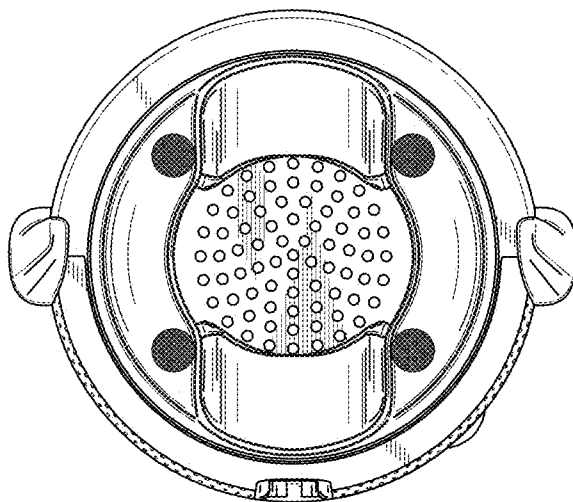


FIG. 8