

(19) World Intellectual Property Organization
International Bureau



(43) International Publication Date
12 February 2009 (12.02.2009)

PCT

(10) International Publication Number
WO 2009/021249 A2

(51) International Patent Classification: Not classified

(21) International Application Number:
PCT/US2008/080892

(22) International Filing Date: 23 October 2008 (23.10.2008)

(25) Filing Language: English

(26) Publication Language: English

(30) Priority Data:
60/983,251 29 October 2007 (29.10.2007) US

(71) Applicant (for all designated States except US): **DOW CORNING CORPORATION** [US/US]; 2200 West Salzburg Road, Midland, MI 48686-0994 (US).

(72) Inventors; and

(75) Inventors/Applicants (for US only): **CHEN, Wei** [US/US]; 2615 Brookwood, Midland, MI 48640 (US). **HARKNESS, Brian** [CA/US]; 5411 Wanetah Drive, Midland, MI 48640 (US). **STANGA, Michael** [US/US]; 208 Willowgreen Way, Greer, SC 29651 (US). **LIM, Jae, Woong** [KR/KR]; 609-1903, Boonpyung Jukong Apt., Boonpyung Dong, Heungduk Gu, Cheongju Si, Chungbuk Do 361-823 (KR).

(74) Agent: **BROWN, Catherine, U.**; Dow Corning Corporation, Patent Department - Mail CO1232, 2200 West Salzburg Road, Midland, MI 48686-0994 (US).

(81) Designated States (unless otherwise indicated, for every kind of national protection available): AE, AG, AL, AM,

AO, AT, AU, AZ, BA, BB, BG, BH, BR, BW, BY, BZ, CA, CH, CN, CO, CR, CU, CZ, DE, DK, DM, DO, DZ, EC, EE, EG, ES, FI, GB, GD, GE, GH, GM, GT, HN, HR, HU, ID, IL, IN, IS, JP, KE, KG, KM, KN, KP, KR, KZ, LA, LC, LK, LR, LS, LT, LU, LY, MA, MD, ME, MG, MK, MN, MW, MX, MY, MZ, NA, NG, NI, NO, NZ, OM, PG, PH, PL, PT, RO, RS, RU, SC, SD, SE, SG, SK, SL, SM, ST, SV, SY, TJ, TM, TN, TR, TT, TZ, UA, UG, US, UZ, VC, VN, ZA, ZM, ZW.

(84) Designated States (unless otherwise indicated, for every kind of regional protection available): ARIPO (BW, GH, GM, KE, LS, MW, MZ, NA, SD, SL, SZ, TZ, UG, ZM, ZW), Eurasian (AM, AZ, BY, KG, KZ, MD, RU, TJ, TM), European (AT, BE, BG, CH, CY, CZ, DE, DK, EE, ES, FI, FR, GB, GR, HR, HU, IE, IS, IT, LT, LU, LV, MC, MT, NL, NO, PL, PT, RO, SE, SI, SK, TR), OAPI (BF, BJ, CF, CG, CI, CM, GA, GN, GQ, GW, ML, MR, NE, SN, TD, TG).

Declarations under Rule 4.17:

- as to applicant's entitlement to apply for and be granted a patent (Rule 4.17(ii))
- as to the applicant's entitlement to claim the priority of the earlier application (Rule 4.17(iii))

Published:

- upon request of the applicant, before the expiration of the time limit referred to in Article 21(2)(a)
- without international search report and to be republished upon receipt of that report
- without classification; title and abstract not checked by the International Searching Authority



WO 2009/021249 A2

(54) Title: POLAR POLYDIMETHYLSILOXANE MOLDS, METHODS OF MAKING THE MOLDS, AND METHODS OF USING THE MOLDS FOR PATTERN TRANSFER

(57) Abstract: A method includes the steps of (I) fabricating a cured silicone product and (II) using the cured silicone product in a patterning technique. The cured silicone product is a reaction product of (A) a silicone cure package and (B) is a polar additive having a polyalkylene oxide functionality and a reactive functionality. The method is useful in soft lithography applications.

POLAR POLYDIMETHYLSILOXANE MOLDS, METHODS OF MAKING THE MOLDS,
AND METHODS OF USING THE MOLDS FOR PATTERN TRANSFER

CROSS-REFERENCE TO RELATED APPLICATIONS

- 5 [0001] This application claims the benefit of U.S. Provisional Patent Application No. 60/983,251 filed 29 October 2007 under 35 U.S.C. §119 (e). U.S. Provisional Patent Application No. 60/983,251 is hereby incorporated by reference.

STATEMENT REGARDING FEDERALLY SPONSORED RESEARCH

- 10 [0002] None.

BACKGROUND OF THE INVENTION

[0003] Polydimethylsiloxane (PDMS) molds have been widely used in soft lithography, specifically for making stamps for micro-contact printing (μ CP) and soft micro-molding processes. DOW CORNING® SYLGARD® 184 is the most common mold making material for these applications. PDMS offers several desirable properties, such as elasticity, conformal contact, low surface energy, good surface release, and transparency. In a pattern transfer technique, such as roll printing or μ CP process, the use of polar inks can create issues of incompatibility between the ink and the hydrophobic PDMS mold surface. In micro-molding processes, solvent based polymers are used as printing media, and PDMS based molds have only limited permeability to the more polar solvents.

[0004] For applications that require patterning of polar solvent-based polymer films followed by solvent removal in the mold, the solvent diffusion rate of PDMS may not be sufficiently practical. This is largely attributed to the non-polar nature of PDMS. A typical method to increase the polarity of a PDMS mold is to treat the surface with an oxygen based plasma. However it is known in art that the induced surface hydrophilicity is not permanent and will disappear in a few hours. A number of organic hydrophilic elastomer molds have been reported to work with polar inks for μ CP. The use of organic molds has not been as widely accepted as PDMS molds. Pattern transfer has been successfully demonstrated on solvent based polymer films using modified PDMS molds. Solvent removal from under the mold is a critical factor in the patterning step. It is desirable to have a high solvent diffusion

rate or high solvent adsorption in the mold to enhance solvent removal for successful pattern transfer.

BRIEF SUMMARY OF THE INVENTION

[0005] A method comprises fabricating a cured silicone product by a process comprising curing a curable silicone composition comprising:

(A) a polar additive comprising a polyalkylene oxide functionality and a reactive functionality, and

(B) a silicone cure package. The cured silicone product may be used in a pattern transfer technique.

10

BRIEF DESCRIPTION OF THE DRAWINGS

[0006] Figure 1 shows 5 micrometer size features replicated into the surface of an EO-PO modified PDMS mold as prepared in example 1, described below. In this example, 5 % EO-PO was added into a SYLGARD® 184 formulation.

15 [0007] Figure 2 shows changes in the water contact angle and surface energy with increasing levels of EO-PO in the mold (• contact angle, ° surface energy) of Figure 1.

[0008] Figure 3 shows permeability of ethanol through the modified SYLGARD® 184 mold membrane as a function of the amount of EO-PO.

20 [0009] Figure 4 shows ethanol saturation weight gain as a function of the amount of EO-PO additive in SYLGARD® 184 molds prepared in example 1.

[0010] Figure 5 shows solvent uptake as a function of the amount of EO-PO additive of the SYLGARD® 184 molds prepared in examples 6, 7, 13, and 14.

DETAILED DESCRIPTION OF THE INVENTION

25 [0011] A chemical route is disclosed to make cured silicone products in which a polar additive is directly cross-linked. The cured silicone products are useful, for example, in patterning techniques such as pattern transfer and pattern formation. The cured silicone products may be used as silicone molds for soft lithography applications. The cured silicone products may exhibit high surface energy and high diffusion rate for polar solvents. The
30 cured silicone products may have higher surface polarity than products that do not contain a

polar additive, without the problems of non-chemically bound additive molecules degrading the mechanical and surface properties during multiple print processes.

Curable Silicone Composition

5 [0012] The curable silicone composition useful in the method described above comprises ingredient (A), a polar additive comprising a polyalkylene oxide functionality and a reactive functionality, where the reactive functionality is reactive with at least one ingredient of ingredient (B), a silicone cure package. The silicone cure package may be selected from the group consisting of a condensation reaction curable composition, a hydrosilylation curable
10 composition, a radical curable composition, a ring opening polymerizable composition (*e.g.*, an epoxy curable composition), an addition curable composition (such as an isocyanate curable composition or a hydrosilylation curable composition), or a combination thereof.

Polar Additive

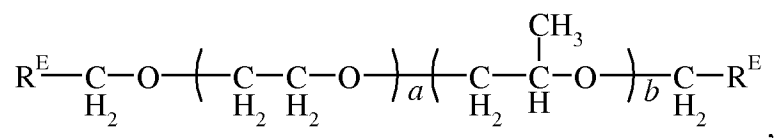
[0013] The polar additive comprises a poly(alkylene oxide) functionality. The polar
15 additive is reactive with at least one ingredient of a silicone cure package, therefore, the polar additive further comprises a reactive group. The reactive group may be terminal or pendant. Alternatively, the reactive group may be terminal; for example, the polar additive may have one terminal reactive group or more than one terminal reactive group. The selection of the reactive group depends the selection of the silicone cure package. For example, when a
20 hydrosilylation curable composition is used as the silicone cure package, the reactive group may be an aliphatically unsaturated organic group, a silicon bonded hydrogen atom, or a combination thereof. Alternatively, the reactive group may be an alkenyl group such as vinyl or an alkynyl group. When a condensation reaction curable composition is used, then the reactive group may be, for example, halogen atoms, acetamido groups, acyloxy groups such
25 as acetoxy, alkoxy groups, amido groups, amino groups, aminoxy groups, hydroxyl groups, oximo groups, ketoximo groups, methylacetamido groups, alkoxysilylhydrocarbylene groups, or a combination thereof; alternatively a hydroxyl group or an alkoxy group or a combination thereof. Alternatively, when an epoxy curable composition is used, then the reactive group may be an epoxy functional organic group or a hydroxyl group or a combination thereof.

30 [0014] The amount of polar additive depends on various factors including the type of polar additive selected and the silicone cure package selected, however, the amount of polar

additive may range from 0.5 % to 20 % based on the weight of the curable silicone composition. Without wishing to be bound by theory, it is thought that if less than 0.5 % is used, then the cured silicone product prepared by curing the curable silicone composition will lack sufficient hydrophilic character for some pattern formation techniques, but if the amount of polar additive is greater than 20 %, then this may cause viscosity of the curable silicone composition to increase to an undesirable level or the surface of the cured silicone product to become bumpy rather than smooth, or both.

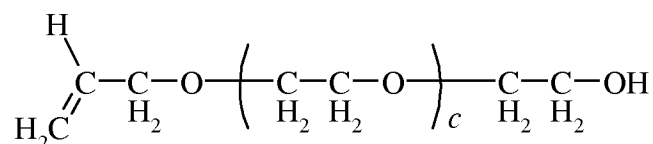
[0015] The polar additive may comprise a polyalkylene oxide-functional siloxane such as a propylene oxide-functional siloxane. Examples of suitable propylene oxide-functional siloxanes include dimethyl, methyl(propylglycidoxy), methyl(propyl(poly(PO))methyl)cyclosiloxanes; dimethyl, methyl(glycidoxypropyl), methyl(propyl(poly(PO))methyl)siloxane; and combinations thereof. For purposes of this application, "EO" represents ethylene oxide, and "PO" represents propylene oxide. Alternatively, the polar additive may comprise a poly(ethylene oxide/ propylene oxide) polymer, such as an ethylene-oxide-propylene oxide molecular chain with a vinyl-functional terminal group, a hydroxyl functional terminal group, or a combination thereof.

[0016] The polar additive may have the empirical formula:



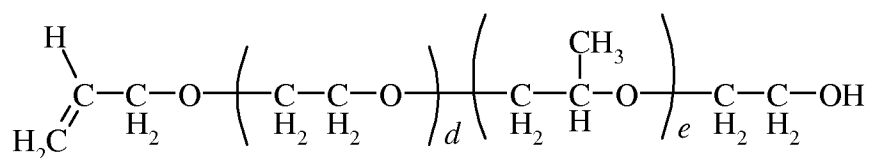
where each R^{E} is independently a reactive endgroup exemplified by the reactive groups described above; subscript a has a value ranging from 1 to 20, alternatively 7.8 to 18; and subscript b has a value ranging from 0 to 20, alternatively 4 to 18.

[0017] Exemplary polar additives include polyglycols AE400 and AE501, which are available from The Dow Chemical Company of Midland, MI, USA. These are allyl functional poly(alkylene oxide) polymers of the formula:



where subscript c has an average value of 7.8 or 11.2, respectively.

[0018] Another polar additive is a monoallyloxy terminated poly(ethylene oxide/propylene oxide) polymer. This polar additive may be used, for example, with a hydrosilylation curable composition, a condensation reaction curable composition, or a dual cure (hydrosilylation and condensation) reaction curable composition. An example of one such polar additive, XUS-13461, which is commercially available from The Dow Chemical Company of Midland, Michigan, USA, has the formula:



where subscript $d = 10$ and subscript $e = 4$. Another polar additive, also available from Dow Chemical, is XF 13507, which has the same formula except that d is 18 and e is 18.

[0019] Pluronic® polymers, such as P103, P104, and P105, are commercially available from BASF Corporation of Florham Park, NJ, USA. These are hydroxyl terminated poly(oxyethylene-oxypropylene) copolymers having average molecular weights varying from 3900 to 6500. These polar additives may be used, for example, with a condensation reaction curable composition.

Silicone Cure Package

[0020] The curable silicone composition of this invention cures to form a cured silicone product. The curing mechanism of the silicone cure package in the curable silicone composition may be moisture curable such as a one part or two part room temperature vulcanizing (RTV) composition, hydrosilylation curable such as a thermally curable one part composition or a two part composition that cures at ambient or elevated temperature, a ring opening cure system (*e.g.*, an epoxy curable composition), a radical curable composition (such as a UV cure system that generates a radical by a radiative mechanism or an alkyl borane cure system that generates a radical by a non-radiative mechanism), an addition cure system (*e.g.*, isocyanate addition curable composition or hydrosilylation curable composition), or a combination thereof. Typically, each silicone cure package comprises at least two of a base polymer, a crosslinking agent, and a catalyst.

Moisture Cure Packages

[0021] The moisture cure package may comprise: 100 parts by weight of (I) a base polymer, an amount sufficient to cure the composition of (II) a crosslinking agent, and optionally an amount sufficient to accelerate curing of the composition of (III) a catalyst.

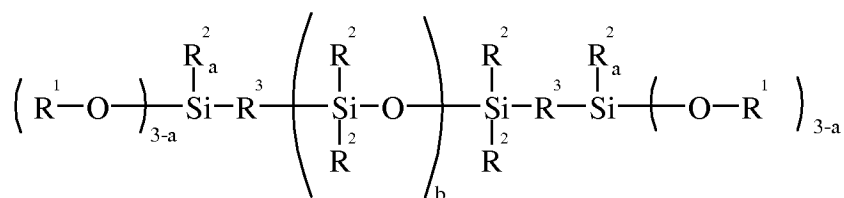
5

Ingredient (I) Base Polymer

[0022] Ingredient (I) in the moisture cure package is a polyorganosiloxane having an average per molecule of at least two hydrolyzable substituents, such as halogen atoms, acetamido groups, acyloxy groups such as acetoxy, alkoxy groups, amido groups, amino groups, aminoxy groups, hydroxyl groups, oximo groups, ketoximo groups, methylacetamido groups, alkoxysilylhydrocarbylene groups, or a combination thereof. The hydrolyzable substituents in ingredient (I) may be located at terminal, pendant, or both terminal and pendant positions. Ingredient (I) may have a linear or branched structure. Ingredient (I) may be a homopolymer or a copolymer.

[0023] Ingredient (I) may comprise an alkoxy-endblocked polydiorganosiloxane, a alkoxysilylhydrocarbylene-endblocked polydiorganosiloxane, a hydroxyl-endblocked polydiorganosiloxane, or a combination thereof.

[0024] Ingredient (I) may comprise a polydiorganosiloxane of Formula (i):



where each R¹ is independently a hydrolyzable substituent, each R² is independently a monovalent organic group, each R³ is independently an oxygen atom or a divalent hydrocarbon group, each subscript a is independently 0, 1, or 2, and subscript b is an integer having a value sufficient to provide the polydiorganosiloxane with a viscosity of at least 100 mPa·s at 25 °C.

[0025] Suitable hydrolyzable substituents for R¹ include, but are not limited to, a halogen atom, an acetamido group, an acetoxy group, an acyloxy group, an alkoxy group, an amido group, an amino group, an aminoxy group, a hydroxyl group, an oximo group, a ketoximo group, and a methylacetamido group.

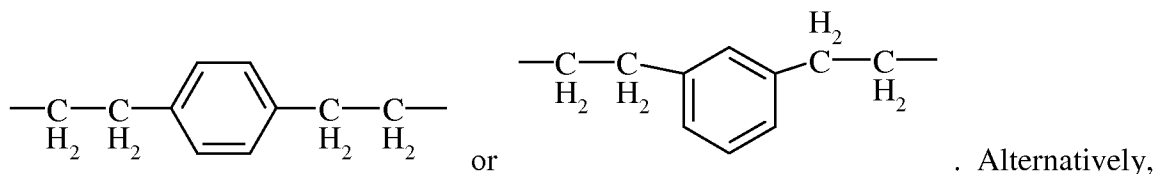
[0026] Suitable organic groups for R^2 include, but are not limited to, monovalent substituted and unsubstituted hydrocarbon groups. Examples of monovalent unsubstituted hydrocarbon groups for R^2 include, but are not limited to, alkyl such as methyl, ethyl, propyl, pentyl, octyl, undecyl, and octadecyl; cycloalkyl such as cyclohexyl; aryl such as phenyl, tolyl, xylyl, benzyl, and 2-phenylethyl. Examples of monovalent substituted hydrocarbon groups for R^2 include, but are not limited to, monovalent halogenated hydrocarbon groups such as chlorinated alkyl groups such as chloromethyl and chloropropyl groups; fluorinated alkyl groups such as fluoromethyl, 2-fluoropropyl, 3,3,3-trifluoropropyl, 4,4,4-trifluorobutyl, 4,4,4,3,3-pentafluorobutyl, 5,5,5,4,4,3,3-heptafluoropentyl, 6,6,6,5,5,4,4,3,3-nonafluorohexyl, and 8,8,8,7,7-pentafluorooctyl; chlorinated cycloalkyl groups such as 2,2-dichlorocyclopropyl, 2,3-dichlorocyclopentyl; and fluorinated cycloalkyl groups such as 2,2-difluorocyclopropyl, 2,3-difluorocyclobutyl, 3,4-difluorocyclohexyl, and 3,4-difluoro-5-methylcycloheptyl. Examples of monovalent substituted hydrocarbon groups for R^2 include, but are not limited to, hydrocarbon groups substituted with oxygen atoms such as glycidoxyalkyl, and hydrocarbon groups substituted with nitrogen atoms such as aminoalkyl and cyano-functional groups such as cyanoethyl and cyanopropyl. Alternatively, each R^2 may be an alkyl group.

[0027] Ingredient (I) may comprise an α,ω -difunctional-polydiorganosiloxane when, in Formula (i) above, each a is 2 and each R^3 is an oxygen atom. For example, ingredient (I) may have Formula (ii): $R^1R^2_2SiO-(R^2_2SiO)_b-SiR^2_2R^1$, where R^1 and R^2 are as described above and b is an integer having a value ranging from 50 to 1,000, alternatively 200 to 700.

[0028] Ingredient (I) may comprise a hydroxyl-functional polydiorganosiloxane of the formula described above, in which each R^1 may be a hydroxyl group, each R^2 may be an alkyl group such as methyl, and b may have a value such that the hydroxyl functional polydiorganosiloxane has a viscosity of at least 100 mPa·s at 25 °C. Alternatively, b may have a value ranging from 50 to 700. Exemplary hydroxyl-endblocked polydiorganosiloxanes are hydroxyl-endblocked polydimethylsiloxanes. Hydroxyl-endblocked polydiorganosiloxanes suitable for use as ingredient (A) may be prepared by methods known in the art, such as hydrolysis and condensation of the corresponding organohalosilanes or equilibration of cyclic polydiorganosiloxanes.

[0029] Ingredient (I) may further comprise polydimethylsiloxanes endblocked on one terminal end by a triorganosilyl group, *e.g.*, (CH₃)₃Si-, and on the other end by a hydroxyl group. The polydiorganosiloxanes having both hydroxyl end groups and triorganosilyl end groups, may have more than 50%, alternatively more than 75%, of the total end groups as hydroxyl groups. The amount of triorganosilyl group in the polymer may be used to regulate the modulus of the resulting cured silicone product. Without wishing to be bound by theory, it is thought that higher concentrations of triorganosilyl end groups provide a lower modulus in cured silicone product.

[0030] Alternatively, ingredient (I) may comprise an alkoxysilylhydrocarbylene-endblocked polydiorganosiloxane, for example when in Formula (i) above each R³ is divalent hydrocarbon group or a combination of a divalent hydrocarbon group and a divalent siloxane group. R³ may be an alkylene group such as ethylene, propylene, or hexylene; an arylene group such as phenylene, or an alkylarylene group such as:



each R¹ and each R² may be alkyl, each R³ may be ethylene, and a may be 0.

[0031] Ingredient (I) can be a single base polymer or a combination comprising two or more base polymers that differ in at least one of the following properties: average molecular weight, siloxane units, sequence, and viscosity.

[0032] Alkoxysilylhydrocarbylene-endblocked polydiorganosiloxanes may be prepared by reacting a vinyl-terminated, polydimethylsiloxane with (alkoxysilylhydrocarbyl)tetramethyldisiloxane. Alkoxysilylhydrocarbylene-endblocked polydiorganosiloxanes are known in the art and are disclosed in U.S. Patents 4,962,076; 5,051,455; and 5,053,442.

[0033] Ingredient (I) may further comprise an MQ resin, which comprises siloxane units of the formulae R¹₂R²_{3-z}SiO_{1/2} and SiO_{4/2}, where R¹ and R² are as described above and each instance of subscript z is 0, 1, or 2. The MQ resin may have a ratio of M units to Q units (M:Q) of 0.5 to 1.2. Methods of preparing MQ resins are known in the art. For example, a MQ resin may be prepared by treating a product produced by the silica hydrosol capping process of Daudt, *et al.* disclosed in U.S. Patent 2,676,182. Briefly stated, the method of

Daudt, *et al.* involves reacting a silica hydrosol under acidic conditions with a hydrolyzable triorganosilane such as trimethylchlorosilane, a siloxane such as hexamethyldisiloxane, or a combination thereof, and recovering a product comprising M and Q units (MQ resin). The resulting MQ resins may contain from 2 to 5 percent by weight of silicon-bonded hydroxyl groups.

Ingredient (II) Crosslinker

[0034] Ingredient (II) in the moisture cure package is a crosslinker added to the curable silicone composition in an amount sufficient to cure the curable silicone composition without too much weight loss from condensation products of the curing reaction and insufficient to allow curing of the curable silicone composition during storage for several months in a moisture impermeable package. The exact amount of ingredient (II) depends on various factors including the hydrolyzable substituents of ingredients (I) and (II); however, the amount of ingredient (II) may range from 0.5 to 15 parts based on 100 parts by weight of ingredient (I). Ingredient (II) may comprise a silane crosslinker having hydrolyzable groups or partial or full hydrolysis products thereof. Examples of suitable silane crosslinkers may have the general formula (iii) $R^4_c Si(R^5)_{4-c}$, where each R^4 is independently a monovalent hydrocarbon group such as an alkyl group; each R^5 is a hydrolyzable substituent, for example a halogen atom, an acetamido group, an acyloxy group such as acetoxy, an alkoxy group, an amido group, an amino group, an aminoxy group, a hydroxyl group, an oximo group, a ketoximo group, or a methylacetamido group; and subscript c is 0, 1, 2, or 3. Alternatively, each R^5 may be independently selected from hydroxyl, alkoxy, acetoxy, amide, or oxime. Alternatively, ingredient (II) may be selected from an acyloxysilane, an alkoxysilane, a ketoximosilane, and an oximosilane.

[0035] Ingredient (II) may comprise an alkoxysilane exemplified by a dialkoxysilane, such as a dialkyldialkoxysilane; a trialkoxysilane, such as an alkyltrialkoxysilane; a tetraalkoxysilane; or partial or full hydrolysis products thereof, or another combination thereof. Examples of suitable trialkoxysilanes include methyltrimethoxysilane, methyltriethoxysilane, ethyltrimethoxysilane, ethyltriethoxysilane, and a combination thereof, and alternatively methyltrimethoxysilane. Examples of suitable tetraalkoxysilanes include tetraethoxysilane. The amount of the alkoxysilane that is used in the curable silicone composition may range from 0.5 to 15 parts by weight per 100 parts by weight of ingredient

(A). Examples of alkoxy silane crosslinkers are disclosed in U.S. Patents 4,962,076; 5,051,455; and 5,053,442.

[0036] Ingredient (II) may comprise an acyloxysilane, such as an acetoxysilane.

Acetoxysilanes include a tetraacetoxysilane, an organotriacetoxysilane, a

5 diorganodiacetoxysilane, or a combination thereof. The acetoxysilane may contain alkyl groups such as methyl, ethyl, propyl, isopropyl, butyl, and tertiary butyl; alkenyl groups such as vinyl, allyl, or hexenyl; aryl groups such as phenyl, tolyl, or xylyl; aralkyl groups such as benzyl or 2-phenylethyl; and fluorinated alkyl groups such as 3,3,3-trifluoropropyl.

Alternatively, ingredient (II) may comprise organotriacetoxysilanes, for example mixtures
10 containing methyltriacetoxysilane and ethyltriacetoxysilane. The amount of the acetoxysilane that is used in the curable silicone composition may range from 0.5 to 15 parts by weight per 100 parts by weight of ingredient (I); alternatively 3 to 10 parts by weight of acetoxysilane per 100 parts by weight of ingredient (I).

Ingredient (III) Catalyst

15 **[0037]** Ingredient (III) is a catalyst that may optionally be added to the moisture cure package to accelerate curing. Ingredient (III) in the moisture cure package may comprise a carboxylic acid salt of metal, a tin compound, a titanium compound, or a zirconium compound.

[0038] Ingredient (III) may comprise carboxylic acid salts of metals, ranging from lead to
20 manganese inclusive, in the electromotive series of metals. Alternatively, ingredient (III) may comprise a chelated titanium compound, a titanate such as a tetraalkoxytitanate, or a combination thereof. Examples of suitable titanium compounds include, but are not limited to, diisopropoxytitanium bis(ethylacetoacetate), tetrabutoxy titanate, tetrabutyltitanate, tetraisopropyltitanate, and bis-(ethoxyacetoacetate)diisopropoxy titanium (IV), and a
25 combination thereof. Alternatively ingredient (III) may comprise a tin compound such as dibutyltin diacetate, dibutyltin dilaurate, dibutyl tin oxide, stannous octoate tin oxide, or a combination thereof. Examples of catalysts are disclosed in U.S. Patents 4,962,076; 5,051,455; and 5,053,442.

[0039] These moisture cure packages are stable when the curable silicone compositions
30 containing them are stored in containers that protect them from exposure to moisture, but the compositions cure rapidly when exposed to moisture.

Hydrosilylation Cure Packages

[0040] The curable silicone composition may comprise a hydrosilylation cure package in addition to, or instead of, the moisture cure package. The hydrosilylation cure package may comprise: 50 % to 95 %, based on the weight of the composition, of (I') a base polymer, 5 %
5 to 50 %, based on the weight of the composition, of (II') a crosslinking agent, and an amount sufficient to initiate curing of the composition of (III') a catalyst.

Ingredient (I') Base Polymer

[0041] Ingredient (I') of the hydrosilylation cure package may comprise a polyorganosiloxane having an average of at least two aliphatically unsaturated organic groups
10 per molecule. Ingredient (I') may have a linear, branched, or resinous structure; or a combination thereof. Alternatively, ingredient (I') may be linear. Ingredient (A') may be a homopolymer or a copolymer, or a combination thereof. The aliphatically unsaturated organic groups may be alkenyl groups, alkynyl groups, (meth)acrylate-functional groups, or combinations thereof. The alkenyl groups may have 2 to 12 carbon atoms and are
15 exemplified by, but not limited to, vinyl, allyl, butenyl, and hexenyl. The alkynyl groups may have 2 to 12 carbon atoms, and are exemplified by, but not limited to, ethynyl, propynyl, and butynyl. The (meth)acrylate-functional groups are exemplified by, but not limited to, acryloyloxyalkyl such as acryloyloxypropyl and methacryloyloxyalkyl such as methacryloyloxypropyl. The aliphatically unsaturated organic groups in ingredient (I') may
20 be located at terminal, pendant, or both terminal and pendant positions.

[0042] The remaining silicon-bonded organic groups in ingredient (I') may be monovalent organic groups free of aliphatic unsaturation. These monovalent organic groups may have 1 to 20 carbon atoms, alternatively 1 to 10 carbon atoms, and are exemplified by, but not limited to alkyl groups such as methyl, ethyl, propyl, pentyl, octyl, undecyl, and octadecyl;
25 cycloalkyl groups such as cyclohexyl; and aromatic groups such as phenyl, tolyl, xylyl, benzyl, and 2-phenylethyl; and cyano-functional groups such as cyanoalkyl groups exemplified by cyanoethyl and cyanopropyl.

[0043] Ingredient (I') may comprise a polyorganosiloxane of
Formula (iv): $R^6_2R^7SiO(R^6_2SiO)_d(R^6R^7SiO)_eSiR^6_2R^7$,
30 Formula (v): $R^6_3SiO(R^6_2SiO)_f(R^6R^7SiO)_gSiR^6_3$,
or a combination thereof.

[0044] In Formulae (iv) and (v), each R⁶ is independently a monovalent organic group free of aliphatic unsaturation and each R⁷ is independently an aliphatically unsaturated organic group, subscript d has an average value ranging from 0 to 2000, subscript e has an average value ranging from 0 to 2000, subscript f has an average value ranging from 0 to 2000, and
5 subscript g has an average value ranging from 2 to 2000. Suitable monovalent organic groups for R⁶ include, but are not limited to, alkyl such as methyl, ethyl, propyl, pentyl, octyl, undecyl, and octadecyl; cycloalkyl such as cyclohexyl; and aryl such as phenyl, tolyl, xylyl, benzyl, and 2-phenylethyl. Each R⁷ is independently an aliphatically unsaturated monovalent organic group. R⁷ is exemplified by alkenyl groups such as vinyl, allyl, and butenyl; alkynyl
10 groups such as ethynyl and propynyl; and (meth)acrylate-functional groups such as acryloyloxypropyl and methacryloyloxypropyl.

[0045] Ingredient (I') may comprise polydiorganosiloxanes such as

- i) dimethylvinylsiloxyl-terminated polydimethylsiloxane,
- ii) dimethylvinylsiloxyl-terminated poly(dimethylsiloxane/methylvinylsiloxane),
- 15 iii) dimethylvinylsiloxyl-terminated polymethylvinylsiloxane,
- iv) trimethylsiloxyl-terminated poly(dimethylsiloxane/methylvinylsiloxane),
- v) trimethylsiloxyl-terminated polymethylvinylsiloxane,
- vi) dimethylvinylsiloxyl-terminated poly(dimethylsiloxane/methylphenylsiloxane),
- vii) dimethylvinylsiloxyl-terminated poly(dimethylsiloxane/diphenylsiloxane),
- 20 viii) phenyl,methyl,vinyl-siloxyl-terminated polydimethylsiloxane,
- ix) dimethyl-acryloyloxypropyl-siloxyl-terminated polydimethylsiloxane,
- x) dimethyl-methacryloyloxypropyl-siloxyl-terminated polydimethylsiloxane,
- xi) dimethylhexenylsiloxyl-terminated polydimethylsiloxane,
- xii) dimethylhexenylsiloxyl-terminated poly(dimethylsiloxane/methylhexenylsiloxane),
- 25 xiii) dimethylhexenylsiloxyl-terminated polymethylhexenylsiloxane,
- xiv) trimethylsiloxyl-terminated poly(dimethylsiloxane/methylhexenylsiloxane),
- xv) dimethylvinylsiloxyl-terminated poly(dimethylsiloxane/methylcyanopropylsiloxane), and
- xvi) a combination thereof.

[0046] Methods of preparing polydiorganosiloxanes suitable for use as ingredient (I'), such
30 as hydrolysis and condensation of the corresponding organohalosilanes or equilibration of cyclic polydiorganosiloxanes, are well known in the art.

[0047] Ingredient (I') may further comprise a resin such as an MQ resin consisting essentially of $R^8_3SiO_{1/2}$ units and $SiO_{4/2}$ units, a TD resin consisting essentially of $R^8SiO_{3/2}$ units and $R^8_2SiO_{2/2}$ units, an MT resin consisting essentially of $R^8_3SiO_{1/2}$ units and $R^8SiO_{3/2}$ units, an MTD resin consisting essentially of $R^8_3SiO_{1/2}$ units, $R^8SiO_{3/2}$ units, and $R^8_2SiO_{2/2}$ units, or a combination thereof.

[0048] Each R^8 is a monovalent organic group. The monovalent organic groups represented by R^8 may have 1 to 20 carbon atoms, alternatively 1 to 10 carbon atoms. Examples of monovalent organic groups include, but are not limited to, monovalent hydrocarbon groups and monovalent substituted hydrocarbon groups. Examples of monovalent organic groups include, but are not limited to, (meth)acrylate-functional groups such as acryloxyalkyl groups or methacryloxyalkyl groups, cyano-functional groups, and monovalent hydrocarbon groups. Monovalent hydrocarbon groups include, but are not limited to, alkyl such as methyl, ethyl, propyl, pentyl, octyl, undecyl, and octadecyl; cycloalkyl such as cyclohexyl; alkenyl such as vinyl, allyl, butenyl, and hexenyl; alkynyl such as ethynyl, propynyl, and butynyl; and aryl such as phenyl, tolyl, xylyl, benzyl, and 2-phenylethyl. Cyano-functional groups include, but are not limited to cyanoalkyl groups such as cyanoethyl and cyanopropyl.

[0049] The resin may contain an average of 3 to 30 mole percent of aliphatically unsaturated organic groups. The aliphatically unsaturated organic groups may be alkenyl groups, alkynyl groups, (meth)acrylate-functional groups, or a combination thereof. The mole percent of aliphatically unsaturated organic groups in the resin is the ratio of the number of moles of unsaturated group-containing siloxane units in the resin to the total number of moles of siloxane units in the resin, multiplied by 100.

[0050] Methods of preparing resins are well known in the art. For example, resin may be prepared by treating a resin copolymer produced by the silica hydrosol capping process of Daudt, *et al.* with at least an alkenyl-containing endblocking reagent. The method of Daudt *et al.*, is disclosed in U.S. Patent 2,676,182.

[0051] Briefly stated, the method of Daudt, *et al.* involves reacting a silica hydrosol under acidic conditions with a hydrolyzable triorganosilane such as trimethylchlorosilane, a siloxane such as hexamethyldisiloxane, or mixtures thereof, and recovering a copolymer

having M and Q units. The resulting copolymers generally contain from 2 to 5 percent by weight of hydroxyl groups.

[0052] The resin, which typically contains less than 2 percent by weight of silicon-bonded hydroxyl groups, may be prepared by reacting the product of Daudt, *et al.* with an unsaturated organic group-containing endblocking agent and an endblocking agent free of aliphatic unsaturation, in an amount sufficient to provide from 3 to 30 mole percent of unsaturated organic groups in the final product. Examples of endblocking agents include, but are not limited to, silazanes, siloxanes, and silanes. Suitable endblocking agents are known in the art and exemplified in U.S. Patents 4,584,355; 4,591,622; and 4,585,836. A single endblocking agent or a mixture of such agents may be used to prepare the resin.

[0053] Ingredient (I') can be a single base polymer or a combination comprising two or more base polymers that differ in at least one of the following properties: structure, viscosity, average molecular weight, siloxane units, and sequence.

Ingredient (II') Organohydrogenpolysiloxane

[0054] Ingredient (II') in the hydrosilylation cure package is an organohydrogenpolysiloxane having an average of at least two silicon-bonded hydrogen atoms per molecule. Ingredient (II') can be a homopolymer or a copolymer, or a combination thereof. Ingredient (II') can have a linear, branched, cyclic, or resinous structure, or a combination thereof. The silicon-bonded hydrogen atoms in ingredient (II') can be located at terminal, pendant, or at both terminal and pendant positions.

[0055] Ingredient (II') may comprise siloxane units including, but not limited to, $\text{HR}^9_2\text{SiO}_{1/2}$, $\text{R}^9_3\text{SiO}_{1/2}$, $\text{HR}^9\text{SiO}_{2/2}$, $\text{R}^9_2\text{SiO}_{2/2}$, $\text{R}^9\text{SiO}_{3/2}$, and $\text{SiO}_{4/2}$ units. In the preceding formulae, each R^9 is independently selected from monovalent organic groups.

[0056] Ingredient (II') may comprise a compound of the formula

(VI) $\text{R}^9_3\text{SiO}(\text{R}^9_2\text{SiO})_h(\text{R}^9\text{HSiO})_i\text{SiR}^9_3$,

(VII) $\text{R}^9_2\text{HSiO}(\text{R}^9_2\text{SiO})_j(\text{R}^9\text{HSiO})_k\text{SiR}^9_2\text{H}$, or

(VIII) a combination thereof.

[0057] In formulae above, subscript h has an average value ranging from 0 to 2000, subscript i has an average value ranging from 2 to 2000, subscript j has an average value ranging from 0 to 2000, and subscript k has an average value ranging from 0 to 2000. Each R^9 is independently a monovalent organic group. Suitable monovalent organic groups

include alkyl such as methyl, ethyl, propyl, pentyl, octyl, undecyl, and octadecyl; cycloalkyl such as cyclohexyl; alkenyl such as vinyl, allyl, butenyl, and hexenyl; alkynyl such as ethynyl, propynyl, and butynyl; and aryl such as phenyl, tolyl, xylyl, benzyl, and 2-phenylethyl. Alternatively, each R⁹ is independently a monovalent organic group free of aliphatic unsaturation. Suitable monovalent organic groups free of aliphatic unsaturation include alkyl groups such as methyl, ethyl, propyl, and butyl; aromatic groups such as phenyl, tolyl, and xylyl; and cyano-functional groups exemplified by cyanoalkyl groups such as cyanoethyl and cyanopropyl.

[0058] Ingredient (II') is exemplified by

- 10 a) dimethylhydrogensiloxy-terminated polydimethylsiloxane,
- b) dimethylhydrogensiloxy-terminated poly(dimethylsiloxane/methylhydrogensiloxane),
- c) dimethylhydrogensiloxy-terminated polymethylhydrogensiloxane,
- d) trimethylsiloxy-terminated poly(dimethylsiloxane/methylhydrogensiloxane),
- e) trimethylsiloxy-terminated polymethylhydrogensiloxane,
- 15 f) a resin consisting essentially of H(CH₃)₂SiO_{1/2} units and SiO_{4/2} units, and
- g) a combination thereof.

[0059] Ingredient (II') may be a combination of two or more organohydrogenpolysiloxanes that differ in at least one of the following properties: structure, average molecular weight, viscosity, siloxane units, and sequence.

- 20 **[0060]** Methods of preparing linear, branched, and cyclic organohydrogenpolysiloxanes suitable for use as ingredient (II'), such as hydrolysis and condensation of organohalosilanes, are well known in the art. Methods of preparing organohydrogenpolysiloxane resins suitable for use as ingredient (II') are also well known as exemplified in U.S. Patents 5,310,843; 4,370,358; and 4,707,531.

25 *Ingredient (III') Hydrosilylation Catalyst*

[0061] Ingredient (III') of the hydrosilylation cure package is a hydrosilylation catalyst. Ingredient (III') may be added to the hydrosilylation cure package in an amount ranging from 1 to 1000 ppm of platinum group metal, alternatively 2 to 500 ppm, alternatively 2 to 200, alternatively 5 to 15 ppm, based on the weight of the curable silicone composition.

- 30 **[0062]** Suitable hydrosilylation catalysts are known in the art and commercially available. Ingredient (III') may comprise a platinum group metal selected from platinum, rhodium,

ruthenium, palladium, osmium or iridium metal or organometallic compound thereof, or a combination thereof. Ingredient (III') is exemplified by compounds such as chloroplatinic acid, chloroplatinic acid hexahydrate, platinum black, platinum dichloride, and complexes of said compounds with low molecular weight organopolysiloxanes or platinum compounds
5 microencapsulated in a matrix or coreshell type structure. Complexes of platinum with olefins or low molecular weight organopolysiloxanes, such as 1,3-diethenyl-1,1,3,3-tetramethyldisiloxane complexes with platinum. These complexes may be microencapsulated in a resin matrix or coreshell type structure. Alternatively, the catalyst may comprise 1,3-diethenyl-1,1,3,3-tetramethyldisiloxane complex with platinum. When the catalyst is a
10 platinum complex with a low molecular weight organopolysiloxane, the amount of catalyst may range from 0.04 to 0.4% based on the weight of the curable silicone composition.

[0063] Suitable hydrosilylation catalysts for ingredient (III') are described in, for example, U.S. Patents 3,159,601; 3,220,972; 3,296,291; 3,419,593; 3,516,946; 3,814,730; 3,989,668; 4,784,879; 5,036,117; and 5,175,325 and EP 0 347 895 B. Microencapsulated
15 hydrosilylation catalysts and methods of preparing them are known in the art, as exemplified in U.S. Patent No. 4,766,176; and U.S. Patent No. 5,017,654.

[0064] The hydrosilylation cure package may be cured at room temperature or with heating. The hydrosilylation cure package may be cured at ambient temperatures for at least 48 hours. Alternatively, the hydrosilylation cure package may be cured by heating at a temperature
20 ranging from 50 °C to 200 °C, alternatively 100 °C to 150 °C for a time ranging from 1 minute to 60 minutes, alternatively 30 to 45 minutes.

Radical Cure Packages

[0065] Alternatively, the silicone cure package may comprise a radical curable composition. Exemplary radical curable compositions include compositions curable by
25 exposure to UV radiation or heat, or both and alkylborane curable compositions.

Additional Ingredients

[0066] The curable silicone composition may further comprise one or more additional ingredients. The curable silicone composition may further comprise an additional ingredient selected from the group consisting of (IV) a filler such as a reinforcing filler, an extending
30 filler, a conductive filler (*e.g.*, electrically conductive, thermally conductive, or both), or a combination thereof; (V) a filler treating agent, (VI) a stabilizer (*e.g.*, a cure modifier such as

a hydrosilylation cure modifier when a hydrosilylation cure package is used, a heat stabilizer, a UV stabilizer, or a combination thereof), (VII) a void reducing agent, (VIII) a plasticizer, (IX), a chain extender (sometimes referred to as a secondary plasticizer or processing aid), (X) an adhesion promoter, (XI) a fungicide, (XII) a rheological additive, (XIII) a flame
5 retardant, (XIV) a pigment, and a combination thereof.

Ingredient (IV) Filler

[0067] Ingredient (IV) is a filler. The amount of ingredient (IV) added to the curable silicone composition depends on the type of filler selected. However, ingredient (IV) may be added in an amount of 0 % to 90 %, alternatively 0.1 to 90 weight % based on the weight of
10 the curable silicone composition. Suitable fillers are exemplified by reinforcing fillers and extending fillers, and combinations thereof. Examples of suitable reinforcing fillers include reinforcing silica fillers such as fume silica, silica aerogel, silica zerogel, and precipitated silica. Fumed silicas are known in the art and commercially available, such as fumed silica sold under the name CAB-O-SIL by Cabot Corporation of Massachusetts. Examples of
15 suitable extending fillers include crushed quartz, aluminum oxide, magnesium oxide, calcium carbonate, zinc oxide, talc, diatomaceous earth, iron oxide, clays, titanium dioxide, zirconia, sand, carbon black, graphite, or a combination thereof. Extending fillers are known in the art and commercially available, such as a ground silica sold under the name MIN-U-SIL by U.S. Silica of Berkeley Springs, West Virginia.

[0068] Conductive fillers (*i.e.*, fillers that are thermally conductive, electrically conductive, or both) may also be used as ingredient (IV) in addition to or instead of reinforcing and/or extending fillers. Suitable conductive fillers include metal particles, metal oxide particles, and a combination thereof. Suitable thermally conductive fillers are exemplified by
20 aluminum nitride; aluminum oxide; barium titanate; beryllium oxide; boron nitride; diamond; graphite; magnesium oxide; metal particulate such as copper, gold, nickel, or silver; silicon carbide; tungsten carbide; zinc oxide, and a combination thereof.

[0069] Conductive fillers are known in the art and commercially available; see for example, U.S. Patent 6,169,142 (col. 4, lines 7-33). For example, CB-A20S and Al-43-Me are aluminum oxide fillers of differing particle sizes commercially available from Showa-Denko,
25 and AA-04, AA-2, and AA18 are aluminum oxide fillers commercially available from Sumitomo Chemical Company. Silver filler is commercially available from Metalor

Technologies U.S.A. Corp. of Attleboro, Massachusetts, U.S.A. Boron nitride filler is commercially available from Advanced Ceramics Corporation, Cleveland, Ohio, U.S.A.

[0070] The shape of the filler particles is not specifically restricted, however, rounded or spherical particles may prevent viscosity increase to an undesirable level upon high loading of the filler in the curable silicone composition.

[0071] A combination of fillers having differing particle sizes and different particle size distributions may be used. For example, it may be desirable to combine a first filler having a larger average particle size with a second filler having a smaller average particle size in a proportion meeting the closest packing theory distribution curve. This improves packing efficiency and may reduce viscosity and enhance heat transfer.

Ingredient (V) Filler Treating Agent

[0072] The filler may optionally be surface treated with a treating agent. Treating agents and treating methods are known in the art; see for example, U.S. Patent 6,169,142 (col. 4, line 42 to col. 5, line 2). The filler may be treated with the treating agent before combining the filler with the other ingredients of the curable silicone composition, or the filler may be treated *in situ*. Ingredient (V) may comprise an alkoxysilane, an alkoxy-functional oligosiloxane, a cyclic polyorganosiloxane, a hydroxyl-functional oligosiloxane such as a dimethyl siloxane or methyl phenyl siloxane, or a fatty acid. Examples of stearates include calcium stearate. Examples of filler treating agents and methods for their use are disclosed in, for example, EP 1 101 167 A2 and U.S. Patents 5,051,455, 5,053,442, and 6,169,142 (col. 4, line 42 to col. 5, line 2).

[0073] The treating agent may comprise an alkoxysilane having the formula:

$R^{13}_uSi(OR^{14})_{(4-u)}$, where subscript u is 1, 2, or 3; alternatively u is 3. Each R^{13} is

independently a monovalent organic group of 1 to 50 carbon atoms, alternatively 8 to 30

carbon atoms. R^{13} is exemplified by alkyl groups such as hexyl, octyl, dodecyl, tetradecyl,

hexadecyl, and octadecyl; and aromatic groups such as benzyl, phenyl and phenylethyl. Each

R^{14} is independently a monovalent hydrocarbon group of 1 to 4, alternatively 1 to 2 carbon atoms.

[0074] The treating agent is exemplified by hexyltrimethoxysilane, octyltriethoxysilane,

decyltrimethoxysilane, dodecyltrimethoxysilane, tetradecyltrimethoxysilane,

phenyltrimethoxysilane, phenylethyltrimethoxysilane, octadecyltrimethoxysilane, octadecyltriethoxysilane, and a combination thereof.

[0075] Alkoxy-functional oligosiloxanes can also be used as treating agents. Alkoxy-functional oligosiloxanes and methods for their preparation are known in the art, see for example, EP 1 101 167 A2. For example, suitable alkoxy-functional oligosiloxanes include those of the formula $(R^{15}O)_vSi(OSiR^{16}_2R^{17})_{(4-v)}$. In this formula, subscript v is 1, 2, or 3, alternatively v is 3. Each R^{15} may independently be an alkyl group. Each R^{16} may be independently selected from monovalent hydrocarbon groups of 1 to 10 carbon atoms. Each R^{17} may independently be a monovalent hydrocarbon group having at least 11 carbon atoms.

[0076] Metal fillers can be treated with alkylthiols such as octadecyl mercaptan and others, and fatty acids such as oleic acid, stearic acid, titanates, titanate coupling agents, zirconate coupling agents, and a combination thereof.

[0077] Alkoxysilyl functional alkylmethyl polysiloxanes (*e.g.*, partial hydrolysis condensate of $R^{18}_wR^{19}_xSi(OR^{20})_{(4-w-x)}$ or cohydrolysis condensates or mixtures), similar materials where the hydrolyzable group would be silazane, acyloxy or oximo may also be used as treating agents. In all of these, a group tethered to Si, such as R^{18} in the formula above, is a long chain unsaturated monovalent hydrocarbon or monovalent aromatic-functional hydrocarbon. R^{19} is a monovalent hydrocarbon group, and R^{20} is a monovalent hydrocarbon group of 1 to 4 carbon atoms. In the formula above, subscript w is 1, 2, or 3 and subscript x is 0, 1, or 2, with the proviso that the quantity (w + x) is 1, 2, or 3. The amount of ingredient (V) depends on various factors including the type and amount of filler selected. However, ingredient (V) may be added to the curable silicone composition in an amount of 1 to 15 weight % based on the weight of the filler.

Ingredient (VI) Stabilizer

[0078] Ingredient (VII) is a stabilizer. The stabilizer may be selected from *e.g.*, a cure modifier such as a hydrosilylation cure modifier when a hydrosilylation cure package is used, a heat stabilizer, a UV stabilizer, or a combination thereof. Stabilizers for hydrosilylation cure packages are exemplified by acetylenic alcohols such as methyl butynol, ethynyl cyclohexanol, dimethyl hexynol, 1,1-dimethyl-2-propynyl)oxy)trimethylsilane, methyl(tris(1,1-dimethyl-2-propynyl)oxy)silane, and a combination thereof; cycloalkenylsiloxanes such as methylvinylcyclosiloxanes exemplified by 1,3,5,7-tetramethyl-

1,3,5,7-tetravinylcyclotetrasiloxane, 1,3,5,7-tetramethyl-1,3,5,7-tetrahexenylcyclotetrasiloxane, and a combination thereof; ene-yne compounds such as 3-methyl-3-penten-1-yne, 3,5-dimethyl-3-hexen-1-yne; triazoles such as benzotriazole; phosphines; mercaptans; hydrazines; amines such as tetramethyl ethylenediamine, dialkyl fumarates, dialkenyl fumarates, dialkoxyalkyl fumarates, maleates such as diallyl maleate, and a combination thereof. Alternatively, the stabilizer may comprise phenyl butynol. Suitable hydrosilylation cure package stabilizers are disclosed by, for example, U.S. Patents 3,445,420; 3,989,667; 4,584,361; and 5,036,117.

[0079] The amount of stabilizer added to the curable silicone composition will depend on the particular stabilizer used and the composition and amount of silicone cure package. However, the amount of hydrosilylation cure package stabilizer may range from 0.0025% to 0.025% based on the weight of the hydrosilylation cure package.

[0080] One skilled in the art would recognize that the curable silicone composition may comprise more than one silicone cure package. For example a dual cure package that is both moisture curable and hydrosilylation curable is within the scope of this invention. One skilled in the art would be able to select ingredients and amounts thereof in each cure package described above to prepare a cured product that has a desired consistency, such as a rubber or gel.

Chain Extender

[0081] The chain extender may be a reactive additive that is added to the curable silicone composition for viscosity control. For example, when a hydrosilylation cure package is used, the chain extender may be a hydrogen terminated polydiorganosiloxane. Furthermore, the chain extender may also be used for control of SiH/vinyl ratio in hydrosilylation curable silicone compositions. The chain extender may also provide the benefit of improving mechanical characteristics of the cured silicone product. The chain extender may be added in addition to, or instead of, the crosslinking agent. For example, a suitable chain extender for a hydrosilylation curable composition comprises a compound of the formula $R^9_2HSiO(R^9_2SiO)_j(R^9HSiO)_kSiR^9_2H$, where subscript k is 0, and R^9 and subscript j are as described above.

Method of Making the Curable Silicone Composition

[0082] The curable silicone composition may be prepared as a one part composition, for example, by combining all ingredients by any convenient means, such as mixing. Alternatively, the curable silicone composition may be prepared as a multiple part composition in which the crosslinking agent and catalyst are stored in separate parts, and the parts are combined shortly before use of the curable silicone composition. For example, a two part curable silicone composition may be prepared by combining ingredients comprising base polymer and catalyst, and one or more additional ingredients in a first part by any convenient means such as mixing. A second part may be prepared by combining ingredients comprising base polymer and crosslinking agent, and one or more additional ingredients by any convenient means such as mixing. The ingredients may be combined at ambient or elevated temperature and under ambient or anhydrous conditions, depending on the silicone cure package selected. The curable silicone composition may cure to form an elastomer. The elastomer may have a durometer measured by Shore A of 20 to 70. The polar additive may be in one or more parts of the curable silicone composition, depending on the reactive groups on the polar additive.

Method for Using the Composition

[0083] The curable silicone composition described above may be used in a method comprising:

- (I) fabricating a cured silicone product by a process comprising curing a curable silicone composition comprising:
 - (A) the silicone cure package comprising ingredients, described above; and
 - (B) the polar additive comprising a polyalkylene oxide functionality and a reactive functionality, where the reactive functionality is reactive with at least one ingredient of the silicone cure package, and
- (II) using the cured silicone product in a pattern transfer technique.

[0084] Step (I) may be performed by various means, depending on the silicone cure package selected. For example, the curable silicone composition may be exposure to ambient moisture, when a moisture curable composition is used. Alternatively, the curable silicone composition may be cured a method comprising heating when a hydrosilylation curable composition is used. Alternatively, when a radical curable composition is used, the composition can be cured by a method comprising exposure to radiation, heat, or both. The

curable silicone composition may optionally be coated on a substrate, such as plastic, before step (II).

[0085] In the method described herein, the pattern transfer technique may be selected from the group consisting of imprint molding, step and flash imprint molding, solvent assisted micromolding, microtransfer molding, micromolding in capillaries, microcontact printing, and roll printing. For example, the cured silicone product described herein may be useful in the method disclosed in U.S. Patent Publication No. 2006/0254440.

[0086] For example, a pattern transfer method comprises:

- (i) filling a mold with a transfer medium;
- (ii) contacting a cured silicone product with the transfer medium such that the transfer medium is transferred onto the cured silicone product, and
- (iii) contacting the cured silicone product with a substrate, thereby transferring the transfer medium to the substrate. The cured silicone product may have a flat (nonpatterned) surface.

[0087] The cured silicone product used in this method may be a reaction product of a curable silicone composition described above. For example, a curable silicone composition useful in this method comprises:

optionally (I) a polyorganosiloxane having an average of at least two unsaturated organic groups per molecule,

optionally (II) an organohydrogenpolysiloxane, with the proviso that at least one of ingredient (I) and ingredient (II) is present,

(III) a hydrosilylation reaction catalyst, and

(IV) a polar additive comprising a polyalkylene oxide functionality and a reactive functionality selected from an unsaturated organic group and a silicon bonded hydrogen atom, with the proviso that when ingredient (I) is not present, the reactive functionality of ingredient (IV) includes the unsaturated organic group and when ingredient (II) is not present, then the reactive functionality of ingredient (IV) includes a silicon bonded hydrogen atom.

[0088] The method may optionally further comprise (iv) repeating step (iii) one or more times after repeating step (ii). Without wishing to be bound by theory, it is thought that the cured silicone product may be used repeatedly in the pattern transfer technique, and that the cured silicone product described herein may provide the benefit of increased cycles; i.e., steps

(ii) and (iii) may be repeated more times than with a conventional silicone mold. However, the transfer medium is not limited to conductives and may be selected from the group consisting of conductive media such as conductive inks and conductive pastes, non-conductive media, etch resist layers, over coating/photo-spacer layers (optical layers), and color filter.

5 [0089] Alternatively, the cured silicone product may be used in a soft lithography method. For example, a method comprises:

- i) casting a curable silicone composition against a master having patterned features,
- ii) curing the curable silicone composition to form a silicone mold, and
- 10 iii) removing the silicone mold from the master.

The method may optionally further comprise:

- iv) contacting the silicone mold with a transfer medium, and
- v) forming the transfer medium into a patterned feature on a surface of a substrate.

Step i) is performed using a curable silicone composition as described above. For example, 15 the curable silicone composition used in this method may comprise:

optionally (I) a polyorganosiloxane having an average of at least two unsaturated organic groups per molecule,

optionally (II) an organohydrogenpolysiloxane, with the proviso that at least one of ingredient (I) and ingredient (II) is present,

20 (III) a hydrosilylation reaction catalyst, and

(IV) a polar additive comprising a polyalkylene oxide functionality and a reactive functionality selected from an unsaturated organic group and a silicon bonded hydrogen atom, with the proviso that when ingredient (I) is not present, the reactive functionality of ingredient (IV) includes the unsaturated organic group and when ingredient (II) is not present, then the reactive functionality of ingredient (IV) includes a silicon bonded hydrogen atom.

[0090] This method may optionally further comprise vi) repeating step v) one or more times after repeating step iv). Without wishing to be bound by theory, it is thought that the silicone mold may be used repeatedly in the patterning technique.

30 [0091] The methods described above may be used to make a pattern on various substrates. For example the substrate may be a component of a flat panel display, liquid crystal display,

solar cell, printed circuit board, plasma display panel, or RFID. The methods described above may be useful for use in color matrix fabrication, electrode deposition, plasma display panel fabrication, electromagnetic interference shielding, and resist patterning.

EXAMPLES

- 5 [0092] These examples are included to demonstrate the invention, and those of ordinary skill in the art should appreciate that, in light of the present disclosure, many changes can be made in the specific embodiments which are disclosed and still obtain a like or similar result without departing from the spirit and scope of the invention. All amounts, ratios, and percentages are by weight unless otherwise indicated. The following components were used
10 in these examples.
- [0093] Base Polymer A was a mixture of 68 % dimethylvinylsiloxo-terminated, polydimethylsiloxane; 31 % dimethylvinylated and trimethylated silica, and 1 % tetra(trimethylsiloxo)silane.
- [0094] Base Polymer B was a mixture of 67 % dimethylvinylsiloxo-terminated,
15 polydimethylsiloxane, 31 % dimethylvinylated and trimethylated silica, 1 % tetra(trimethylsiloxo)silane, and 1 % impurities.
- [0095] Base Polymer C was dimethylvinylsiloxo-terminated polydimethylsiloxane.
- [0096] Base Polymer D was dimethylvinylsiloxo-terminated polydimethylsiloxane.
- [0097] Base Polymer E was a mixture of 71 % dimethylvinylsiloxo-terminated
20 polydimethylsiloxane, 27 % dimethylvinylated and trimethylated silica, and 1 % impurities.
- [0098] Base Polymer F was dimethylvinylsiloxo-terminated polydimethylsiloxane.
- [0099] Crosslinker A was trimethylsiloxo-terminated, poly(dimethyl/methylhydrogen siloxane) copolymer.
- [0100] Crosslinker B was a hydrogen terminated polydimethylsiloxane.
- 25 [0101] Chain Extender A was a mixture of 92 % hydrogen terminated polydimethylsiloxane, 5 % octamethylcyclotetrasiloxane, and 2 % decamethylcyclopentasiloxane. In these examples, Chain Extender A was added for control of SiH/Vi ratio and viscosity control to 4000 to 8000 cP for the curable silicone compositions.
- [0102] Chain Extender B is tetramethyltetravinylcyclotetrasiloxane.

[0103] Catalyst A was a mixture of 1.5 % of a complex of platinum with 1,3-diethenyl-1,1,3,3-tetramethyldisiloxane, 6 % tetramethyldivinylsiloxane, and 92 % dimethylvinylsiloxo-terminated, polydimethylsiloxane.

[0104] Polar additive A was a mixture of 1 weight part dimethyl, methyl(propylglycidoxy), methyl(propyl(poly(PO))methyl) cyclosiloxanes and 9 weight parts dimethyl, methyl(glycidoxypropyl), methyl(propyl(poly(PO))methyl) siloxane. Polar additive A is a hydrosilylation product of polypropylene oxide monoallyl methyl ether, allylglycidyl ether, and trimethylsiloxy-terminated polydimethyl-co-methylhydrogensiloxane.

[0105] Inhibitor A was a mixture of 0.5 % phenyl butynol in dimethylvinylsiloxo-terminated polydimethylsiloxane.

[0106] BCA was butyl carbitol acetate with CAS# 124-17-4.

[0107] PGMEA was propylene glycol methyl ether acetate.

Example 1

[0108] A polar additive, namely XUS 13461 ethylene-oxide-propylene oxide (EO-PO) from the Dow Chemical Company of Midland Michigan U.S.A., was added to a DOW CORNING® SYLGARD® 184 formulation from Dow Corning Corporation of Midland Michigan U.S.A. The amount of EO-PO varied from 1 to 20 weight percent. In these samples, it was found that when the amount of EO-PO exceeds 20 wt% in SYLGARD® 184, the resulting mold may become too tacky to be used in some soft lithographic processes.

[0109] After mixing with EO-PO, the resulting compositions were significantly more viscous than the SYLGARD® 184 formulation without EO-PO. A hot press cure method was used to fabricate a mold with micro-scale features. The press cure method forced the viscous composition into the master mold to produce a high fidelity pattern in the polar mold. After curing, a negative image of the patterned features from the master mold was replicated in the modified PDMS mold surface, as shown in Figure 1.

[0110] After the modified PDMS molds were fabricated, surface energy measurements were performed. Figure 2 shows the values of the surface energy and water contact angles as a function of EO-PO amounts. There is a significant increase in the mold polarity after EO-PO addition. Similarly a dramatic decrease in water contact angle was observed.

[0111] As a result of the EO-PO, the polar solvent permeability is increased, as well as the polar solvent adsorption. Figure 3 shows the permeability of ethanol into the modified

PDMS molds. Figure 4 shows the ethanol up-take of the modified silicone molds after they were soaked in ethanol.

Comparative Example 2 – Two Part Sample Without Polar Additive

- 5 [0112] A two part sample was prepared by mixing the components in the amounts shown in Table 1 to form parts A and B. Parts A and B were mixed in a 1:1 ratio. Molar SiH/Vi ratio of the Mixture was 1.5. Resin/Polymer ratio of the Mixture was 0.45. The amount of Resin in the Mixture was 29 %.

Table 1

	Part A	Part B	Mixture of A & B
Base Polymer A	99.83	3.87	103.70
Crosslinker A		6.00	6.00
Catalyst A	0.17		0.17
Chain Extender B		0.13	0.13

10

Example 3

- A two part sample was prepared by mixing the components in the amounts shown in Table 2 to form parts A and B. Parts A and B were mixed in a 1:1 ratio. Molar SiH/Vi ratio of the Mixture was 1.6. Resin/Polymer ratio of the Mixture was 0.45. The amount of Resin in the Mixture was 28 %.

15

Table 2

	Part A	Part B	Mixture of A & B
Base Polymer A	94.92	3.87	98.79
Crosslinker A		6.00	6.00
Catalyst A	0.16		0.16
Chain Extender B		0.13	0.13
Polar Additive A	4.92		4.92

Comparative Example 4

- [0113] A two part sample was prepared by mixing the components in the amounts shown in Table 3 to form parts A and B. Parts A and B were mixed in a 1:1 ratio. Molar SiH/Vi ratio

20

of the Mixture was 1.6. Resin/Polymer ratio of the Mixture was 0.28. The amount of Resin in the Mixture was 19 %.

Table 3

	Part A	Part B	Mixture of A & B
Base Polymer F	13.24	8.24	21.48
Base Polymer E	86.40		86.40
Crosslinker B		7.92	7.92
Crosslinker A		3.60	3.60
Chain Extender B		0.24	0.24
Catalyst A	0.36		0.36

Comparative Example 5

[0114] A two part sample was prepared by mixing the components in the amounts shown in Table 4 to form parts A and B. Parts A and B were mixed in a 1:1 ratio. Molar SiH/Vi ratio of the Mixture was 1.4. Resin/Polymer ratio of the Mixture was 0.45. The amount of Resin in the Mixture was 27 %.

Table 4

	Part A	Part B	Mixture of A & B
Base Polymer B	99.68	72.20	171.88
Crosslinker A		5.40	5.40
Crosslinker B		22.00	22.00
Chain Extender B		0.40	0.40
Catalyst A	0.32		0.32

10

Example 6

[0115] A two part sample was prepared by mixing the components in the amounts shown in Table 5 to form parts A and B. Parts A and B were mixed in a 1:1 ratio. Molar SiH/Vi ratio of the Mixture was 2.5. Resin/Polymer ratio of the Mixture was .17. The amount of Resin in the Mixture was 11 %.

Table 5

	Part A	Part B	Mixture of A & B
Base Polymer B	43.36		43.36
Base Polymer C	28.53		28.53
Base Polymer D	22.40		22.40
Crosslinker A		3.60	3.60
Chain Extender A		8.40	8.40
Inhibitor A		8.00	8.00
Polar Additive A	4.91		4.91
Catalyst A	0.80		0.80

Example 7

- 5 [0116] A two part sample was prepared by mixing the components in the amounts shown in Table 6 to form parts A and B. Parts A and B were mixed in a 1:1 ratio. Molar SiH/Vi ratio of the Mixture was 2.4. Resin/Polymer ratio of the Mixture was 0.17. The amount of Resin in the Mixture was 12 %.

Table 6

	Part A	Part B	Mixture of A & B
Base Polymer B	45.60		45.60
Base Polymer C	30.00		30.00
Base Polymer D	23.56	0.00	23.56
Crosslinker A		3.60	3.60
Chain Extender A		8.40	8.40
Inhibitor A		8.00	8.00
Polar Additive A	1.00		1.00
Catalyst A	0.84		0.84

10

Example 8

- [0117] A two part sample was prepared by mixing the components in the amounts shown in Table 7 to form parts A and B. Parts A and B were mixed in a 1:1 ratio. Molar SiH/Vi ratio

of the Mixture was 2.4. Resin/Polymer ratio of the Mixture was 0.17. The amount of Resin in the Mixture was 11 %.

Table 7

	Part A	Part B	Mixture of A & B
Base Polymer B	45.60		45.60
Base Polymer C	30.00		30.00
Base Polymer D	23.56		23.56
Crosslinker A		3.60	3.60
Chain Extender A		8.40	8.40
Inhibitor A		8.00	8.00
Polar Additive A	3.00		3.00
Catalyst A	0.84		0.84

5

Example 9

[0118] A two part sample was prepared by mixing the components in the amounts shown in Table 8 to form parts A and B. Parts A and B were mixed in a 1:1 ratio. Molar SiH/Vi ratio of the Mixture was 2.4. Resin/Polymer ratio of the Mixture was 0.17. The amount of Resin in the Mixture was 11 %.

10 Table 8

	Part A	Part B	Mixture of A & B
Base Polymer B	45.60		45.60
Base Polymer C	30.00		30.00
Base Polymer D	23.56	0.00	23.56
Crosslinker A		3.60	3.60
Chain Extender A		8.40	8.40
Inhibitor A		8.00	8.00
Polar Additive A	7.00		7.00
Catalyst A	0.84		0.84

Example 10

[0119] A two part sample was prepared by mixing the components in the amounts shown in Table 9 to form parts A and B. Parts A and B were mixed in a 1:1 ratio. Molar SiH/Vi ratio of the Mixture was 2.4. Resin/Polymer ratio of the Mixture was 0.17. The amount of Resin in the Mixture was 11 %.

Table 9

	Part A	Part B	Mixture of A & B
Base Polymer B	45.60		45.60
Base Polymer C	30.00		30.00
Base Polymer D	23.56	0.00	23.56
Crosslinker A		3.60	3.60
Chain Extender A		8.40	8.40
Inhibitor A		8.00	8.00
Polar Additive A	10.00		10.00
Catalyst A	0.84		0.84

Example 11

[0120] A two part sample was prepared by mixing the components in the amounts shown in Table 10 to form parts A and B. Parts A and B were mixed in a 1:1 ratio. Molar SiH/Vi ratio of the Mixture was 2.4. Resin/Polymer ratio of the Mixture was 0.17. The amount of Resin in the Mixture was 9 %.

Table 10

	Part A	Part B	Mixture of A & B
Base Polymer B	45.60		45.60
Base Polymer C	30.00		30.00
Base Polymer D	23.56	0.00	23.56
Crosslinker A		3.60	3.60
Chain Extender A		8.40	8.40
Inhibitor A		8.00	8.00
Polar Additive A	40.00		40.00
Catalyst A	0.84		0.84

Example 12

- 5 [0121] A two part sample was prepared by mixing the components in the amounts shown in Table 11 to form parts A and B. Parts A and B were mixed in a 1:1 ratio. Molar SiH/Vi ratio of the Mixture was 2.4. Resin/Polymer ratio of the Mixture was 0.17. The amount of Resin in the Mixture was 8 %.

Table 11

	Part A	Part B	Mixture of A & B
Base Polymer B	45.60		45.60
Base Polymer C	30.00		30.00
Base Polymer D	23.56		23.56
Crosslinker A		3.60	3.60
Chain Extender A		8.40	8.40
Inhibitor A		8.00	8.00
Polar Additive A	60.00		60.00
Catalyst A	0.84		0.84

10

Example 13

- [0122] A two part sample was prepared by mixing the components in the amounts shown in Table 12 to form parts A and B. Parts A and B were mixed in a 1:1 ratio. Molar SiH/Vi ratio

of the Mixture was 2.4. Resin/Polymer ratio of the Mixture was 0.17. The amount of Resin in the Mixture was 7 %.

Table 12

	Part A	Part B	Mixture of A & B
Base Polymer B	45.60		45.60
Base Polymer C	30.00		30.00
Base Polymer D	23.56		23.56
Crosslinker A		3.60	3.60
Chain Extender A		8.40	8.40
Inhibitor A		8.00	8.00
Polar Additive A	80.00		80.00
Catalyst A	0.84		0.84

5

Example 14

[0123] A two part sample was prepared by mixing the components in the amounts shown in Table 13 to form parts A and B. Parts A and B were mixed in a 1:1 ratio. Molar SiH/Vi ratio of the Mixture was 2.4. Resin/Polymer ratio of the Mixture was 0.17. The amount of Resin in the Mixture was 6 %.

10 Table 13

	Part A	Part B	Mixture of A & B
Base Polymer B	45.60		45.60
Base Polymer C	30.00		30.00
Base Polymer D	23.56	0.00	23.56
Crosslinker A		3.60	3.60
Chain Extender A		8.40	8.40
Inhibitor A		8.00	8.00
Polar Additive A	100.00		100.00
Catalyst A	0.84		0.84

[0124] Samples 6, 7, 11, and 13 were exposed to solvent for 5 minutes. Solvent uptake (%) was measured, and the results are in Table 14 and Figure 5.

Table 14 – Solvent Uptake Results

Example	% Polar Additive	% PGMEA Uptake	% BCA Uptake
7	0.83	17	6
6	4	28	11
11	25	52	18
13	40	88	42

[0125] These results show that the solvent uptake increases as the amount of polar additive increases in the formulations for these examples. Uptake increases with both PGMEA and BCA solvents. However, in these formulation, if the amount of Polar Additive A is too high, this may cause viscosity of the curable silicone composition to increase to an undesirable level or the film surface to become bumpy rather than smooth, or both. Therefore, in these formulations, up to 50 % of Polar Additive A may be added, alternatively, up to 20 % of Polar Additive A.

Industrial Applicability

[0126] Without wishing to be bound by theory, it is thought that the polar additive described herein may provide the benefits of allowing uptake of polar substances from the transfer medium, such as a conductive ink, to the cured silicone product and improve wetting of the cured silicone product, and thereby improve quality of patterns prepared by using conventional polar inks with the cured silicone product. Without wishing to be bound by theory, it is thought that the cured silicone product of this invention has improved durability of cycle lifetime and/or durability of hydrophilicity, *i.e.*, the hydrophilicity lasts longer than hydrophilicity of conventional silicone molds that are surface treated either with oxygen plasma treatment or with a polyethylene glycol reacted onto the surface. Furthermore, the polyalkylene oxide additives described herein, such as allyloxy terminated poly(ethylene oxide/ propylene oxide) copolymers are commercially available, low cost intermediates. Without wishing to be bound by theory, it is thought that these copolymers may provide the further benefits of acting as either a base polymer, or an inhibitor to hydrosilylation curable compositions, or both; and that this may minimize the need to add a separate base polymer, a separate stabilizer, or both when a hydrosilylation cure package is used.

CLAIMS

1. A method comprising:
- (i) filling a mold with a transfer medium;
 - (ii) contacting a cured silicone product with the transfer medium such that the transfer medium is transferred onto the cured silicone product, where
5 the cured silicone product is a reaction product of a curable silicone composition comprising
 - optionally (I) a polyorganosiloxane having an average of at least two
unsaturated organic groups per molecule,
 - 10 optionally (II) an organohydrogenpolysiloxane, with the proviso that at least one of component (I) and component (II) is present,
 - (III) a hydrosilylation reaction catalyst, and
 - (IV) a polar additive comprising a polyalkylene oxide functionality and a
reactive functionality selected from an unsaturated organic group and a silicon bonded
15 hydrogen atom, with the proviso that when component (I) is not present, the reactive functionality of component (IV) includes the unsaturated organic group and when component (II) is not present, then the reactive functionality of component (IV) includes a silicon bonded hydrogen atom; and
 - (iii) contacting the cured silicone product with a substrate, thereby transferring the transfer
20 medium to the substrate.
2. The method of claim 2, further comprising:
- (iv) repeating step (iii) one or more times after repeating step (ii).
- 25 3. A method comprising:
- i) casting a curable silicone composition against a master having patterned features, where the curable silicone composition comprises
 - optionally (I) a polyorganosiloxane having an average of at least two unsaturated
organic groups per molecule,
 - 30 optionally (II) an organohydrogenpolysiloxane, with the proviso that at least one of component (I) and component (II) is present,

(III) a hydrosilylation reaction catalyst, and

(IV) a polar additive comprising a polyalkylene oxide functionality and a reactive functionality selected from an unsaturated organic group and a silicon bonded hydrogen atom, with the proviso that when component (I) is not present, the reactive functionality of component (IV) includes the unsaturated organic group and when component (II) is not present, then the reactive functionality of component (IV) includes a silicon bonded hydrogen atom; and

ii) curing the curable silicone composition to form a silicone mold, and

iii) removing the silicone mold from the master.

10

4. The method of claim 3, further comprising:

iv) contacting the silicone mold with a transfer medium, and

v) forming the transfer medium into a patterned feature on a surface of a substrate.

15 5. The method of claim 4, further comprising:

vi) repeating step v) one or more times after repeating step iv).

6. The method of any one of claims 1 to 5, where the transfer medium is a conductive ink or conductive paste .

20

7. The method of any one of claims 1, 2, 4, and 5, where the substrate is a component of a flat panel display, solar cell, printed circuit board, plasma display panel, or RFID.

8. A method comprising:

25 (I) fabricating a cured silicone product by a process comprising curing a curable silicone composition comprising:

(A) a silicone cure package; and

(B) a polar additive comprising a polyalkylene oxide functionality and a reactive functionality, and

30 (II) using the cured silicone product in a pattern transfer technique.

9. The method of claim 8, where the silicone cure package is selected from the group consisting of hydrosilylation curable composition, a condensation curable composition, a radical curable composition, a ring opening polymerizable composition, an addition curable composition, and a combination thereof.

5

10. The method of claim 9, where the pattern formation technique is selected from the group consisting of imprint molding, step and flash imprint molding, solvent assisted micromolding, microtransfer molding, and micromolding in capillaries, microcontact printing, and roll printing.

10

11. The method of any one of claims 1, 2, 4, 5, and 8 to 10, where the polar additive is a poly(ethylene oxide/ propylene oxide) copolymer.

15

12. The method of any one of claims 1, 2, 4, 5, and 8 to 10, where the polar additive is a polyalkylene oxide-functional siloxane.

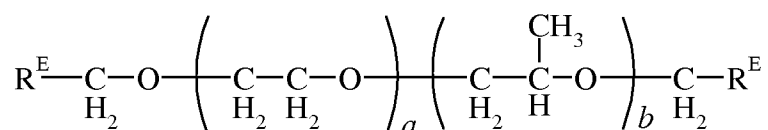
13. The method of any one of claims 1, 2, 4, 5, and 8 to 10, where the polar additive is a polyalkylene oxide having reactive end groups.

20

14. The method of any one of claims 1, 2, 4, 5, and 8 to 10, where the polar additive is selected from the group consisting of dimethyl, methyl(propylglycidoxy), methyl(propyl(poly(propylene oxide))methyl) cyclosiloxanes; dimethyl, methyl(glycidoxypropyl), methyl(propyl(poly(propylene oxide))methyl) siloxane; and combinations thereof.

25

15. The method of any one of claims 1, 2, 4, 5, and 8 to 10, where the polar additive has the general formula:



where each R^E is independently a reactive endgroup, subscript a has a value ranging from 1 to 20, and subscript b has a value ranging from 0 to 20.

- 5 16. A composition comprising:
- (I) a polyalkylene oxide-functional siloxane having reactive functionality, and
 - (II) a silicone cure package comprising at least one ingredient reactive with the reactive functionality of component (I).
- 10 17. The composition of claim 16, where the polar additive is selected from the group consisting of dimethyl, methyl(propylglycidoxy), methyl(propyl(poly(propylene oxide))methyl) cyclosiloxanes; dimethyl, methyl(glycidoxypropyl), methyl(propyl(poly(propylene oxide))methyl) siloxane; and combinations thereof.
- 15 18. The composition of claim 16 or claim 17, where component (II) is selected from the group consisting of a hydrosilylation curable composition, a condensation reaction curable composition, a radical curable composition, and a combination thereof.




Figure 1. 5 μm features replicated into the surface of an EO-PO modified PDMS mold. In this example, 5 % EO-PO was added into the SYLGARD® 184 formulation.

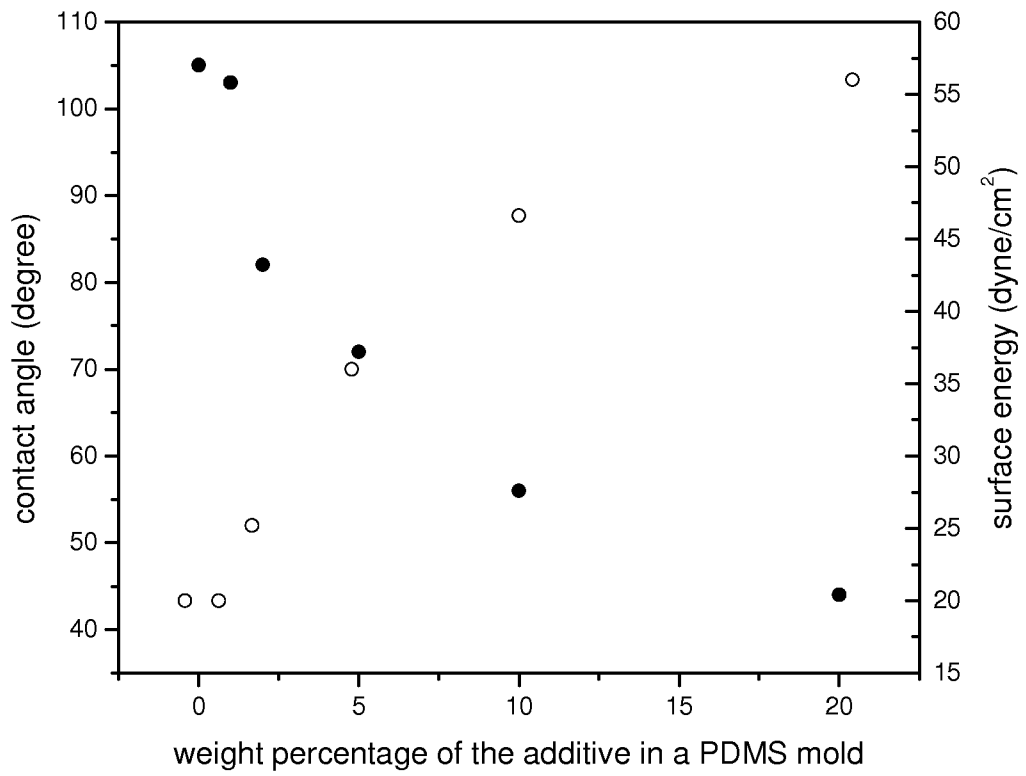


Figure 2. Changes in the water contact angle and surface energy with increasing levels of additive in the mold (• contact angle, ° surface energy).

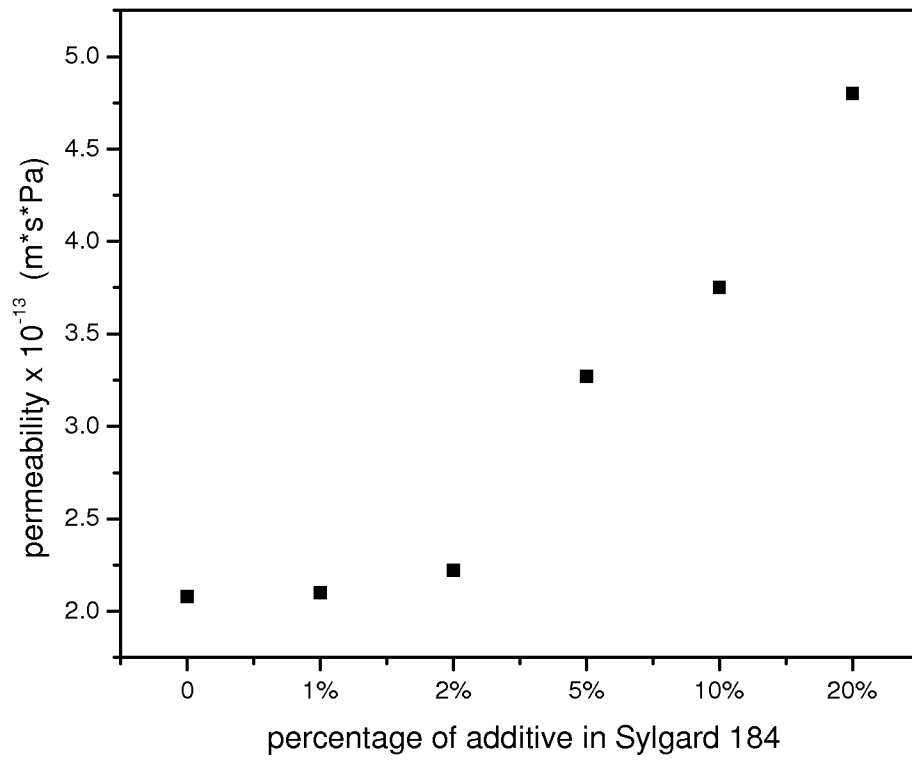


Figure 3. Permeability of ethanol through a modified SYLGARD® 184 mold membrane as a function of the amount of additive.

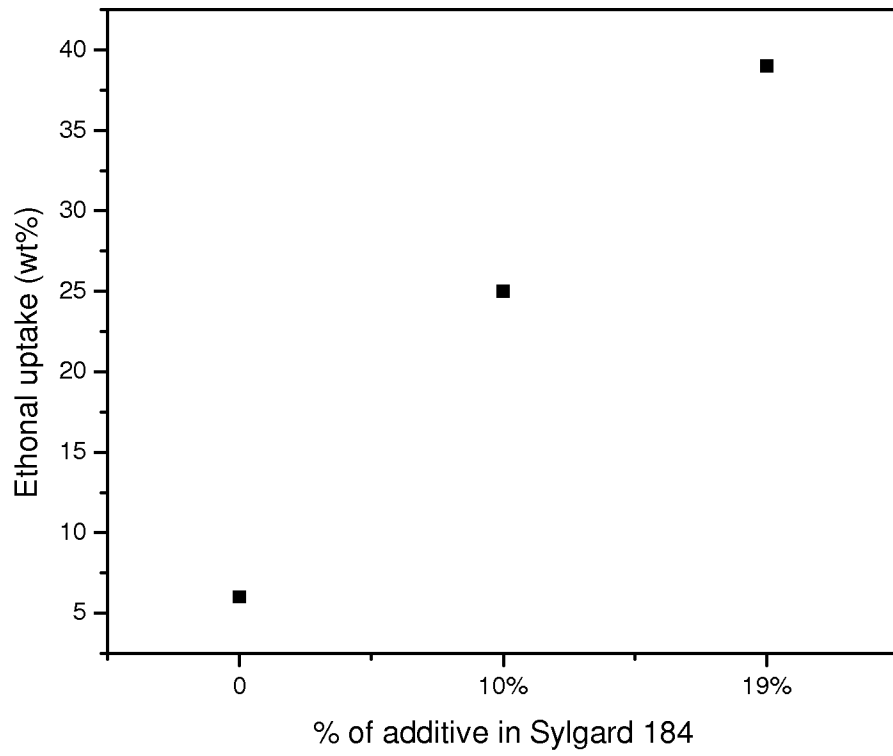


Figure 4. Ethanol saturation weight gain as a function of the amount of additive in SYLGARD® 184 molds.

Figure 5

