

(12) PATENT
(19) AUSTRALIAN PATENT OFFICE

(11) Application No. AU 200061823 B2
(10) Patent No. 775082

(54) Title
Fermented milk drinks and foods and process for producing the same

(51)⁷ International Patent Classification(s)
A23C 009/13 C12N 001/20

(21) Application No: **200061823** (22) Application Date: **2000.08.01**

(87) WIPO No: **WO01/10233**

(30) Priority Data

(31) Number	(32) Date	(33) Country
11-220157	1999.08.03	JP
2000-5485	2000.01.14	JP

(43) Publication Date : **2001.03.05**
(43) Publication Journal Date : **2001.05.10**
(44) Accepted Journal Date : **2004.07.15**

(71) Applicant(s)
Kabushiki Kaisha Yakult Honsha

(72) Inventor(s)
Yoshiharu Kuma; Ryoichi Akahoshi; Tatsuyuki Kudo; Kojiro Kawami; Miku Shibata; Shinji Hashimoto

(74) Agent/Attorney
PHILLIPS ORMONDE and FITZPATRICK, 367 Collins Street, MELBOURNE VIC 3000

(56) Related Art
WO 1998/057555
JP 2-142497
JP 4-108334

(12)特許協力条約に基づいて公開された国際出願

(19) 世界知的所有権機関
国際事務局(43) 国際公開日
2001 年 2 月 15 日 (15.02.2001)

PCT

(10) 国際公開番号
WO 01/10233 A1

- (51) 国際特許分類: A23C 9/13, C12N 1/20 (KUMA, Yoshiharu) [JP/JP]. 赤星良一 (AKAHOSHI, Ryoichi) [JP/JP]. 工藤辰幸 (KUDO, Tatsuyuki) [JP/JP]. 河見浩司郎 (KAWAMI, Kojiro) [JP/JP]. 柴田未来 (SHIBATA, Miku) [JP/JP]. 橋本進二 (HASHIMOTO, Shinji) [JP/JP]; 〒105-8660 東京都港区東新橋一丁目1番19号 株式会社 ヤクルト本社内 Tokyo (JP).
- (21) 国際出願番号: PCT/JP00/05095
- (22) 国際出願日: 2000 年 8 月 1 日 (01.08.2000)
- (25) 国際出願の言語: 日本語 (74) 代理人: 小野信夫, 外 (ONO, Nobuo et al.); 〒101-0024 東京都千代田区神田和泉町1-13-1 水戸部ビル4階 Tokyo (JP).
- (26) 国際公開の言語: 日本語
- (30) 優先権データ: (81) 指定国 (国内): AU, CN, ID, MX, SG, US.
特願平11/220157 1999 年 8 月 3 日 (03.08.1999) JP
特願2000/5485 2000 年 1 月 14 日 (14.01.2000) JP
- (71) 出願人 (米国を除く全ての指定国について): 株式会社 ヤクルト本社 (KABUSHIKI KAISHA YAKULT HONSHA) [JP/JP]; 〒105-8660 東京都港区東新橋一丁目1番19号 Tokyo (JP). (84) 指定国 (広域): ヨーロッパ特許 (AT, BE, CH, CY, DE, DK, ES, FI, FR, GB, GR, IE, IT, LU, MC, NL, PT, SE).
- (72) 発明者; および 添付公開書類:
(75) 発明者/出願人 (米国についてののみ): 久間嘉晴 — 国際調査報告書
- 2 文字コード及び他の略語については、定期発行される各 PCT ガゼットの巻頭に掲載されている「コードと略語のガイダンスノート」を参照。

(54) Title: FERMENTED MILK DRINKS AND FOODS AND PROCESS FOR PRODUCING THE SAME

(54) 発明の名称: 発酵乳飲食品およびその製造方法

(57) Abstract: Fermented milk drinks and foods containing fermented milk components obtained by fermentation with lactic acid bacteria together with a growth promoter for lactic acid bacteria selected from among ginger extract, tea extract, leek extract, oleic acid and derivatives thereof; and a process for producing the fermented milk drinks and foods involving the step of culturing lactic acid bacteria in a medium containing the growth promoter for lactic acid bacteria. These fermented milk drinks and foods can contain a larger number of vital cells of lactic acid bacteria and sustain the activity (acid productivity) of the bacteria at a high level.

(57) 要約:

乳酸菌発酵により得られる発酵乳成分と、生姜エキス、茶類エキス、ネギエキスまたはオレイン酸もしくはその誘導体から選ばれた乳酸菌増殖剤とを含有する発酵乳飲食品ならびに乳酸菌増殖剤を含む培地で乳酸菌を培養する工程を含む発酵乳飲食品の製造方法が開示されている。

この発酵乳飲食品は乳酸菌を生きた状態でより多く維持し、かつ菌の活性（酸産生能）も高く保つことができるものである。

WO 01/10233 A1

ABSTRACT

Fermented milk drinks and foods containing fermented milk components obtained by fermentation with lactic acid bacteria together with a growth promoter for lactic acid bacteria selected from among ginger extract, tea extract, green onion extract, or oleic acid and derivatives thereof, and a process for producing the fermented milk drinks and foods involving the step of culturing lactic acid bacteria in a medium containing the growth promoter for lactic acid bacteria. These fermented milk drinks and foods can contain a large number of viable cells of lactic acid bacteria and sustain the activity (acid producing ability) of the bacteria at a high level.

DESCRIPTION

FERMENTED MILK DRINKS AND FOODS AND PROCESS FOR PRODUCING THE SAME

5

Technical Field

This invention relates to fermented milks, each of which contains a fermented milk ingredient and a lactic acid bacteria growth factor selected from specific compounds, and also to processes for the production of the fermented milks.

Background

Fermented milks, such as fermented milk drinks, lactic acid bacteria beverages, yoghurt, cultured milks and cheese, are often produced by providing animal milks, such as cow milk, goat milk, horse milk and the like, as culture media and fermenting them with lactic acid bacteria. However, such lactic acid bacteria generally have strict auxotrophy, and many strains thereof do not grow well in culture media composed solely of animal milks. Even with bacterial strains having relatively good proliferability, culture media composed of animal milks alone are considered to require continued cultivation over several days if fermented milk ingredients having acidity sufficient for use in the production of

fermented milks are desired.

In the cultivation for the production of a fermented milk in which importance is placed on the viable cell count of lactic acid bacteria, long cultivation however gives rise
5 to another problem in that it leads to a reduction in the viable cell count of the lactic acid bacteria. For example, fermented milks making use of fermented milk of the viable cell type, such as yoghurt, are extensively consumed as health-promoting foods having physiological effects such
10 as intestinal function controlling effect and immunopotentiating effect. For the maintenance of these physiological effects at high levels, it is important to retain useful bacteria, such as lactic acid bacteria, in as high viable cell count as possible in a viable state and
15 further to keep high the activity (acid producing ability). On the other hand, the flavor of a fermentation product is of importance for a fermented milk. This makes it impossible to choose a bacterial strain from the viewpoint of proliferability alone, and on the contrary, a bacterial
20 strain may have to be selected for its ability to give fermentation products of good flavor despite its poor proliferability.

In the cultivation of lactic acid bacteria, it is therefore common practice to add one or more of various growth
25 promoting substances to a culture medium in order to improve

the efficiency of the cultivation. Currently known examples of growth promoting substances or those confirmed to be effective for the promotion of growth include Chlorella extract, iron salts, vitamins, proteolysates containing
5 amino acids and peptides, and yeast extract. They are used for the above-mentioned purpose.

For the retention of the usefulness of lactic acid bacteria, it is necessary not only to promote its growth but also to inhibit death of its cells and further, is required
10 to maintain a high viable cell count in the final product during storage. A marked reduction is observed in the viability of lactic acid bacteria especially when a low-fat fermented milk such as low-fat yoghurt is produced using skim milk powder or when lactic acid fermentation proceeds
15 excessively. This problem becomes more serious when low-calorie fermented milks or low-pH fermented milks are produced. With a view to maintaining such viable cell counts, substances such as Chlorella are added these days.

The addition of such substances, however, often affects
20 the flavors of products themselves and moreover, involves a problem in that the costs of the products are increased. In addition, these substances can hardly maintain the high activities of such lactic acid bacteria although they may be able to keep high viable cell counts.

25 An object of the present invention is therefore to find

out a novel growth-promoting or viability substance which is free of a problem with flavor and, when simply added, can increase the viable cell count of lactic acid bacteria and can also maintain the viable cell count in the final product, and further to provide a fermented milk which makes use of the substance to
5 maintain as many cells of the lactic acid bacteria as possible in a viable state and also to keep high the activity (acid producing ability) of the cells.

The discussion of the background to the invention herein is included to explain the context of the invention. This is not to be taken as an admission
10 that any of the material referred to was published, known or part of the common general knowledge in Australia as at the priority date of any of the claims.

Throughout the description and claims of this specification, the word "comprise" and variations of the word, such as "comprising" and "comprises", is
15 not intended to exclude other additives, components, integers or steps.

Disclosure of the Invention

The present inventors have proceeded with extensive screening for
20 substances having the property of achieving growth promotion in and improving the viability of lactic acid bacteria. As a result, it has been found that extracts of ginger, tea and green onion as well as oleic acid and derivatives thereof have the above-mentioned property and also that their use in the preparation of fermented milks cause no problem with flavor, leading to the completion of the
25 present invention.

The present invention therefore provides a fermented milk comprising a fermented milk ingredient obtained by lactic acid fermentation and a lactic acid bacteria growth factor selected from ginger extract,
30

tea extract or green onion extract.

The present invention also provides a process for the production of a fermented milk, which comprises culturing specific lactic acid bacteria in a culture medium in which
5 one or more lactic acid bacteria growth factors selected from ginger extract, tea extract and green onion extract are contained.

The present invention further provides a method for improving viability of lactic acid bacteria in a fermented
10 milk, which comprises adding an ingredient selected from oleic acid or a derivative thereof to the fermented milk.

Brief Description of the Drawings

FIG. 1 is a plot of the relationship between
15 concentration of added sodium oleate and viable cell count upon completion of cultivation of lactic acid bacteria; and FIG. 2 is a plot of the relationship between number of stored days and viable cell count of the lactic acid bacteria.

20 Best Modes for Carrying Out the Invention



The term "fermented milks " as used herein embraces drinks such as fermented milk and fermented drinks of lactic acid bacteria as specified in the Ordinance of the Ministry

of Health and Welfare, the Government of Japan on Milk and Related Products; and hard yoghurt, soft yoghurt and plain yoghurt, and further kefir, cheese and the like.

On the other hand, the term "lactic acid bacteria growth factor" as used herein means a substance which can promote growth of lactic acid bacteria to increase its viable cell count upon cultivation and further can heighten the viability of the lactic acid bacteria to maintain its viable cell count subsequent to formation of a fermented milk, which has been obtained by the fermentation, into a final product.

The fermented milk according to the present invention is only required to contain a lactic acid bacteria growth factor, which is selected from ginger extract, tea extract or green onion extract, in a fermented milk ingredient obtained by fermentation with lactic acid bacteria selected from Lactobacillus casei, Lactobacillus acidophilus, Lactobacillus gasseri, Lactococcus lactis subsp. lactis, or Lactococcus lactis subsp. cremoris. It is preferred to add the lactic acid bacteria growth factor before the lactic acid fermentation, although no limitation is imposed on the time of its addition. It can therefore be added in the course of the lactic acid fermentation or after completion of the lactic acid fermentation. Further, the lactic acid bacteria growth factor may be added in portions.

Among the lactic acid bacteria growth factors which can be added into the fermented milk ingredient in the present invention, the ginger extract means an extract obtained by extracting ginger, as it is or after subjecting it to processing such as peeling and/or crushing, in an organic solvent such as
5 ethanol, ethyl acetate, glycerin or propylene glycol or a mixed solvent thereof. On the other hand, the tea extract means an extract of tea obtained by processing leaves of tea plant which is an evergreen shrub of genus Camellia, namely, an extract of non-fermented tea,



half-fermented tea or fermented tea, specifically an extract
obtained by extracting green tea, black tea, oolong tea,
jasmine tea or the like in water or in an organic solvent
such as ethanol, ethyl acetate, glycerin or propylene glycol
5 or a mixed solvent thereof. Further, the green onion extract
means an extract obtained by extracting green onion, as it
is or after subjecting it to processing such as chopping
or crushing, in water or in an organic solvent such as ethanol,
ethyl acetate, glycerin or propylene glycol or a mixed solvent
10 thereof. The green onion which is provided for the extraction
may be either deep-planted green onion (*Nebuka* green onion)
- only a white part of a leaf sheath of which, said white
part being called "root" in general, is edible - or leaf
green onion (*Ha* green onion) a green part of which is also
15 edible.

Among the extracting solvents described above, water,
especially a water-base acidic solvent is preferred. Use
of a water-base acidic solvent is considered to result in
extraction of a great deal of trace components (substances)
20 which are contained in the extractive and are believed to
have growth promoting effect for lactic acid bacteria. An
extract available from the use of such a water-base acidic
solvent, even when added in a small amount, can bring about
excellent growth promoting effect, so that its influence
25 to the flavor can be minimized.

As the solvent for the extraction and preparation of the ginger extract, the tea extract or the green onion extract, water-base solvents such as water and water-alcohol are preferred. It is particularly preferred to conduct the
5 extraction by using a water-base solvent of a pH not higher than 4.0. No particular limitation is imposed on an acid for use in this acid extraction insofar as it is employed in foods. Illustrative of the acid are citric acid, malic acid, tartaric acid, succinic acid, lactic acid, and acetic
10 acid. No particular limitation is imposed on conditions for the extraction, but it is preferred to extract at 60°C or higher but 120°C or lower, preferably at 80°C or higher but 100°C or lower for 30 to 60 minutes.

Of ginger extract, tea extracts and green onion extract
15 available as described above, tea extracts are preferred for their high growth promoting effect on lactic acid bacteria, with oolong tea extract being particularly preferred. These extracts can be used either singly or in combination. When plural ones of the extracts are combined, they may be mixed
20 together after they are obtained separately, or two or more of ginger, tea and green onion are mixed together, followed by extraction.

As these extracts, solutions immediately after extraction can be used as they are. As an alternative, they

can also be used in the form of concentrated extracts obtained by a method such as ultrafiltration or centrifugation or in the form of powdery extracts obtained by drying such as spray drying or lyophilization.

5 No particular limitation is imposed on oleic acid or its derivative (hereinafter called "oleic acid or the like") out of the lactic acid bacteria growth factors usable in the present invention. Illustrative are, in addition to free oleic acid and inorganic salts of oleic acid, sucrose esters, glycerides, sorbitan esters propylene glycol esters and the like, which are widely used as emulsifiers and contain oleic acid as their fatty acid moieties. Specific examples can include sodium oleate, potassium oleate, glyceryl oleate, polyglyceryl oleate, sorbitan oleate, propylene glycol
10 oleate, and sucrose oleate. Of these, monoglyceryl oleate and polyglyceryl monooleate are preferred as they are highly effective for increasing the viable cell count at the end of cultivation and also improving the viability of the cells. Sucrose oleate and the like are also preferred from the
15 standpoint of physical properties such as solubility. These lactic acid bacteria growth factors can be used either singly or in combination.

Incidentally, a food material which contains a great deal of oleic acid or the like can also be used as a substitute
20 for the growth factor. It is however to be noted that even

among those containing oleic acid in their structures, those containing it in a form such as lysolecithin may not be able to bring about the advantageous effect of maintaining the count and activity of viable cells in the fermented milk
5 according to the present invention.

The amount of the lactic acid bacteria growth factor, which is selected from ginger extract, tea extract or green onion extract or oleic acid or a derivative thereof, to be added to the fermented milk ingredient varies depending on
10 the kind of the lactic acid bacteria growth factor to be used, the strain of lactic acid bacteria to be used, the kind of the culture medium to be used, the application purpose of the cultured product, and so on. It is therefore desired to empirically determine its amount.

15 In the case of ginger extract, tea extract or green onion extract (hereinafter called "the extract or the like"), for example, it is preferred to add it as an extract of 10% soluble solids (Brix 10°) in an amount of from about 0.02 wt.% to 2.0 wt.% (hereinafter simply referred to as "%"),
20 notably from about 0.1% to 1.0% provided that the extract is obtained using hot water. An amount greater than 2.0% are not expected to bring about additional growth promoting effect and, when various drinks or foods are produced using the culture, may more or less affect their flavors. An amount
25 smaller than 0.02%, on the other hand, leads to a some reduction

in the growth promoting effect.

In the case of an extract obtained by acid extraction, it is preferred to add it as an extract of 10% soluble solids (Brix 10°) in an amount of from about 0.01% to 2.0%, notably
5 from about 0.05% to 1.0% for similar reasons as mentioned above. An acid-extracted extract has high growth promoting effect, and can show excellent effect even when added in half the amount of the hot water extract.

Further, oleic acid or the like may preferably be added
10 in an amount such that the final concentration after formation into a final product ranges from 15 μ g/mL to 60 μ g/mL, especially from 15 μ g/mL to 40 μ g/mL in terms of oleic acid. An amount smaller than 5 μ g/mL leads to weak effect for the prevention of death of cells after formation into the final
15 product, while an amount greater than 60 μ g/mL gives rise to problems in that the product cost increases and the content of fat in the final product also increases, and further results in a reduced growth rate of cells.

On the other hand, the fermented milk ingredient
20 obtained by lactic acid fermentation (hereinafter called "the fermented milk ingredient") can be obtained by fermenting an animal milk medium with lactic acid bacteria. As a material for the animal milk medium, it is possible

to use fresh milk such as cow milk, goat milk or horse milk or a milk product such as skim milk powder, whole milk powder or fresh cream. To the medium, additives to ordinary culture media for lactic acid bacteria may also be added. Examples
5 of such additives can include vitamins such as vitamin A, vitamin Bs, vitamin C and vitamin E, various peptides, various amino acids, and salts such as calcium and magnesium.

No particular limitation is imposed on the lactic acid bacteria for use in the fermentation. One or more lactic
10 acid bacteria selected from Lactobacillus bacteria, Streptococcus thermophilus and Lactococcus lactis can be used in combination. Specific examples of lactic acid bacteria can include Lactobacillus casei, Lactobacillus acidophilus, Lactobacillus salivarius,
15 Lactobacillus gallinarum, Lactobacillus gasseri, Lactobacillus fermentum, Lactobacillus helveticus, Lactobacillus jurgultii, Lactobacillus delbrueckii subsp. bulgaricus, Streptococcus thermophilus, Lactococcus lactis subsp. lactis, and Lactococcus lactis subsp. cremoris.

20 Use of oleic acid or a derivative thereof as a lactic acid bacteria growth factor is preferred owing to its high effect for the prevention of death, Lactobacillus species, Lactococcus lactis and Streptococcus thermophilus. When ginger extract, tea extract or green onion extract is used
25 as a lactic acid bacteria growth factor, Lactobacillus casei,

Lactobacillus acidophilus,

Lactobacillus gasserii, Lactococcus lactis subsp. lactis,
and Lactococcus lactis subsp. cremoris are preferred for
a similar reason.

5 Whichever lactic acid bacteria growth factor is used,
Lactobacillus casei is especially preferred. Further,
cells commonly eaten, such as Bifidobacterium and yeast,
may also be used in combination.

 Oleic acid or the like, which is a growth factor for
10 lactic acid bacteria in the present invention, shows
particularly good effect when a low-fat fermented milk is
prepared using skim milk powder, namely, liquid skim milk
or powdery skim milk is used as a culture medium for the
fermented milk ingredient of the fermented milk. Production
15 of such a low-fat fermented milk can be conducted specifically
by adding to a milk ingredient, which is composed of skim
milk as a primary material, oleic acid or the like in an
amount such that its final concentration after formation
into a final product becomes 15 μ g/mL or higher in terms
20 of oleic acid and then fermenting the milk ingredient with
lactic acid bacteria or by fermenting a milk ingredient,
which is composed of skim milk as a primary material, with
lactic acid bacteria and then adding oleic acid or the like
in the above-described amount. Use of the former process
25 is particularly preferred, because the viable cell count

at the time of completion of cultivation is high and the viability of the cells is high. In these processes, the fermentation is practiced by inoculating the milk ingredient with the lactic acid bacteria and cultivating the bacteria
5 at a temperature of about 35 to 37° C for 3 to 5 days.

The combined use of one or more extracts selected from ginger extract, tea extract and green onion extract with oleic acid or the like in the present invention also makes it possible to synergistically achieve promotion of the
10 growth of the lactic acid bacteria and an improvement in its viability. Excellent effect is available especially when tea extract and oleic acid or the like are used in combination, with combined use of oolong tea extract and oleic acid or the like being more preferred. When two or
15 more of the lactic acid bacteria growth factors in the present invention are used in combination as described above, they can be added in similar amounts as described above.

Examples of the fermented milks of the present invention, which can be obtained as described above, can include drinks
20 or foods making use of various lactic acid bacteria, for example, fermented milk drinks, lactic acid bacteria beverages, yoghurt, cultured milks, kefir, cheese and the like, illustrative types of which can be plain type, flavored type, fruit type, sweet type, soft type, drink type, hard
25 type, frozen type and the like.

Upon production of the fermented milk, it is possible to use flavors such as yoghurt type, berry type, orange type, (Chinese) quince type, perilla type, citrus type, apple type, mint type, grape type, apricot type, pear, custard cream, 5 peach, melon, banana, tropical, herb type, black tea, and coffee type; sugars such as sucrose, isomerized sugar, glucose, fructose, palatinose, trehalose, lactose, and xylose; sugar alcohols such as sorbitol, xylitol, erythritol, lactitol, paratinit, reducing thick malt syrup, and reducing 10 thick maltose syrup; emulsifiers such as sucrose fatty acid esters, glycerin fatty acid esters, and lecithin; and thickeners (stabilizers) such as agar, gelatin, carageenan, guar gum, xanthan gum, pectin, and locust bean gum. It is also possible to add various vitamins such as vitamin A, 15 vitamin Bs, vitamin C, and vitamin E; and minerals such as calcium, iron, and zinc.

The lactic acid bacteria growth factor selected from ginger extract, tea extract, green onion extract, or oleic acid or a derivative thereof has growth promoting effect 20 or viability improving effect for lactic acid bacteria. Of these, ginger extract, tea extract and green onion extract are excellent especially in growth promoting effect for lactic acid bacteria. Oleic acid and its derivatives, on the other hand, have both growth promoting effect and 25 viability improving effect for lactic acid bacteria, but

their viability improving effect is greater.

Industrial Applicability

The ginger extract, tea extract or green onion extract
5 or oleic acid or the derivative thereof, which is added in
the fermented milk according to the present invention has
excellent growth promoting effect and viability improving
effect for the lactic acid bacteria, and moreover, is free
of a flavor which may pose a particular problem. Accordingly,
10 the fermented milk with the growth factor has high utility
as a drink or food which is excellent for the promotion of
health and is free of a deterioration in flavor.

Especially in a low-fat fermented milk product making
use of oleic acid or a derivative thereof as a lactic acid
15 bacteria growth factor, death of cells is prevented even
when cultivated from the stationary phase until the death
phase, and further, excellent death preventing effect can
be exhibited during refrigerated storage after formation
into a final product and also for temperature rises during
20 the storage. The lactic acid bacteria as many as about 1×10^8 cfu/mL are allowed to remain as viable cells. Even
when the final product is stored at 10°C for 2 weeks, a
viability rate of 20% or higher can be maintained. When the
cultivation of the low-fat fermented milk is allowed to
25 proceed to the stationary phase or death phase of the lactic

acid bacteria, use of Lactobacillus casei, Lactococcus lactis,
Streptococcus thermophilus or the like generally makes it
possible to assure such viable cell count and viability rate
of the lactic acid bacteria as mentioned above even when
5 the pH of the final product drops to about 3.6 to 3.8, although
the optimal pH and acid tolerance of cells vary depending
on the bacterial strain and the cultivation time and the
like hence vary depending on the cells. Further, use of skim
milk for the provision of a fermented product and addition
10 of oleic acid or a derivative thereof can limit the content
of fat at 0.1 wt.% or so in the final product, so that the
final product can be sold as a low-fat fermented milk of
low calorie.

15 Examples

The present invention will hereinafter be described
in further detail by the following Examples. It should
however be borne in mind that the present invention is not
limited at all by these Examples.

20

Example 1

Preparation of extracts (1)

Green tea, oolong tea, washed and crushed ginger and
washed and crushed green onion were separately extracted
25 for 60 minutes in aliquots (10 times the weights of the

respective materials) of hot water of 90°C, whereby respective extracts were prepared. They were separately concentrated in an evaporator, and extracts of [10% soluble solids (Brix 10°)] were obtained.

5

Example 2

Comparison of proliferation degrees of lactic acid bacteria (1)

Using aliquots of a 20% skim milk powder solution as
10 a basal medium, the ginger extract, green tea extract, oolong tea extract and green onion extract, which were obtained in Example 1, were added at 0.1% as lactic acid bacteria growth factors, respectively, and proliferation degrees of lactic acid bacteria were studied. Described specifically,
15 the sterilized media were inoculated with 1% of a starter of Lactobacillus casei YIT9029, followed by cultivation at 37°C for 48 hours. After the cultivation, the proliferation degrees of the lactic acid bacteria were compared by using as indices the acidities of the resulting cultures (titers
20 determined by sampling 10-mL portions of the cultures and then titrating organic acids in the samples with 0.1 N caustic soda while using phenolphthalein as an indicator). The results are shown in Table 1. For the sake of comparison, "MEAST" (trademark for beer yeast autolysate; product of

ASAHI BEER FOOD, LTD.) was added at 0.15%, and cultivation was conducted likewise. This amount of "MEAST" is practically the upper limit of added amount at which deleterious effect to the flavor of the cultured product is still permissible.

Table 1

	Lactic acid bacteria growth factor	Acidity
10	None	9.5
	"MEAST"	11.8
	Ginger extract	12.8
	Green tea extract	13.0
	Oolong tea extract	13.1
15	Green onion extract	12.9

As is clear from Table 1, the growth promoting effects for the lactic acid bacteria by the addition of the ginger extract, green tea extract, oolong tea extract and green onion extract were more appreciable than that exhibited in the medium added with "MEAST".

Example 3

Comparison of the proliferation degree of the lactic

acid bacteria among the acidities of extracting solutions

Using hot water (90°C) and citric acid solutions (90°C) of pH 3.0, 4.0 and 5.0, oolong tea extracts were prepared under the same conditions as in Example 1. They were
5 separately concentrated in an evaporator, whereby extracts of [10% soluble solids (Brix 10°)] were obtained.

The individual extracts so obtained were added to aliquots of a 20% skim milk powder medium such that their concentrations became 0.1%. The resulting media were
10 inoculated with Lactobacillus casei YIT9029, followed by cultivation at 37°C for 48 hours. The acidities of the thus-obtained cultures were measured in the same manner as in Example 1. The results are shown in Table 2.

15

Table 2

Extracting solvent	Acidity
Hot water	13.7
Citric acid solution (pH 3.0)	17.2
Citric acid solution (pH 4.0)	17.1
Citric acid solution (pH 5.0)	15.5

20

As is shown in Table 2, the extracts obtained by conducting extraction with acid solutions of pH 5.0 and lower,

especially pH 4.0 and lower exhibited marked growth promoting effect for the lactic acid bacteria.

Example 4

5 Preparation of Extracts (2)

Green tea, black tea, oolong tea, ginger and green onion were separately extracted in aliquots of a citric acid solution of pH 4.0. Under the same conditions as in Example 1, respective extracts were prepared. They were separately
10 concentrated in an evaporator, and extracts of [10% soluble solids (Brix 10°)] were obtained.

Example 5

15 Comparison of proliferation degree among lactic acid bacteria (2)

Using aliquots of a 16% skim milk powder solution as a basal medium, the ginger extract, green tea extract, black tea extract, oolong tea extract and green onion extract, which were obtained in Example 4, were added at 0.1% as lactic
20 acid bacteria growth factors, respectively. The sterilized media added with the respective extracts were inoculated with 1% of starters of various lactic acid bacteria shown in Table 3, followed by cultivation at 37°C for 48 hours.

After the cultivation, the acidities of the resulting

cultures were studied to determine the proliferation degrees of the lactic acid bacteria in a similar manner as in Example 2. For the sake of comparison, the basal media added at 0.15% with "MEAST" (trademark for beer yeast autolysate; product of ASAHI BEER FOOD, LTD.) was used. The results are shown in Table 3.

Table 3

Tested cell strain	Lactic acid bacteria growth factor						
	None	"MEAST"	Ginger extract	Green tea extract	Black tea extract	Oolong tea extract	Green onion extract
Lc. lactis YIT2013	7.3	7.8	8.2	8.5	8.0	7.9	8.3
Lc. cremoris YIT2002	1.6	5.8	7.1	7.6	8.8	8.3	9.5
St. thermophilus YIT2001	8.9	10.3	10.2	10.2	9.9	9.8	10.0
L. bulgaricus YIT0098	17.5	20.3	19.0	18.1	19.2	19.5	17.8
L. helveticus YIT0100	20.2	23.3	21.1	20.8	20.9	20.8	21.8
L. jugultii YIT0085	10.1	15.3	13.8	14.0	13.5	13.0	12.0
L. salivarius YIT0039	8.6	11.8	12.8	12.5	10.9	11.8	12.4
L. fermentum YIT0031	2.4	8.5	7.2	7.2	6.9	7.0	6.8
L. acidophilus YIT0070	10.6	13.5	13.8	14.1	14.6	15.0	14.2
L. gasseri YIT0168	5.5	10.5	13.0	13.5	13.8	14.0	13.1
L. gasseri YIT0192	3.3	10.0	10.2	10.9	11.2	11.8	10.7
L. casei YIT0078	10.1	12.0	17.0	17.2	17.3	17.5	17.0
L. casei YIT9029	9.5	11.8	16.5	16.7	16.9	17.1	16.6

(Note 1) Lc.: Lactococcus, St.: Streptococcus, L.: Lactobacillus

(Note 2) The values in the table indicate acidities.

As is clearly envisaged from Table 3, the growth promoting effect for lactic acid bacteria by the addition of these extracts were observed with respect to substantially all the tested cell strains as in the case of the addition of "MEAST" although it varied depending on the cell strains. Especially, the effect of the oolong tea extract was high. Further, its effect was more noticeable as the cell strain showed poorer growth in the basal medium. Even with lactic acid bacteria which do not grow well in animal milk media, cultures of high acidity and high viable count can be obtained in short time because the bacteria are allowed to actively grow owing to the growth promoting effect of these extracts. Further, these extracts brought about higher effect than "MEAST" when they were used in combination with Lactobacillus casei, Lactobacillus acidophilus, Lactobacillus gasseri, Lactococcus lactis subsp. Lactis, and Lactococcus lactis subsp. cremoris.

From a comparison among the tea extracts, the oolong tea extract was found to show superior growth promoting effect to any of the lactic acid bacteria to the other tea extracts, i.e., the green tea extract and the black tea extract.

Example 6

Comparison of proliferation degrees of the lactic acid bacteria (3)

Using aliquots of a 16% skim milk powder solution, which contained 10% of glucose-fructose liquid sugar [10% soluble solids (Brix 70°)], as a basal medium, the same ginger extract, oolong tea extract and green onion extract as those employed in Example 4 were added at 0.5%, respectively, whereby test media were provided. After sterilization under heat, the respective media were inoculated with 0.5% of a starter of Lactobacillus casei YIT9029, followed by cultivation at 37°C. Variations in acidity were traced.

With respect to the individual test media, investigations were made for the numbers of cultivated days (the numbers of days required) needed to reach the same acidity as the ultimate acidity (28) in the cultivation in the basal medium alone (control) and also for the viable cell counts of the cultures when their acidities reached 28. The results are shown in Table 4.

Table 4

Lactic acid bacteria growth factor	Number of days needed (days)	Viable cell count (cells/ml)
None	6.5	3.5×10^9
Ginger extract	4.0	4.0×10^9
Oolong tea extract	3.5	7.2×10^9
Green onion extract	3.8	5.2×10^9

As is apparent from Table 4, the growth of the bacteria was promoted by the addition of the extracts. Among the extracts, the effect of the oolong tea extract was high.

5 Example 7

Production and organoleptic evaluation of fermented milks

Aliquots (600-mL) of the respective cultures obtained in Example 6 were each added with glucose-fructose liquid sugar (400 mL) and sterilized water (1.5 L), and the resulting
10 mixtures were homogenized, whereby fermented milks were produced. With respect to the four kinds of fermented milks of the lactic acid bacteria, a palate test was conducted by well-experienced 20 panellers. Through a three-point discrimination test, no difference was found to exist between
15 the respective samples added with the extracts and the control.

Further, there was also an indication that the flavors of the extracts employed as growth factors for the lactic acid bacteria matched well with the flavor of the fermentation
20 product of animal milk by the lactic acid bacteria. It was therefore confirmed that, when those extracts were used in cultivation for the production of fermented milks such fermented milks of lactic acid bacteria, the fermented milks were not deteriorated in flavor.

Example 8

Amount dependency of the effect of water-extracted oolong tea extract on flavor and growth promotion

A 20% skim milk powder solution containing 10% of
5 glucose-fructose liquid sugar [75% soluble solids (Brix
75°)] was used as a basal medium. To aliquots of the basal
medium, the hot-water extracted oolong tea extract obtained
in Example 3 and an oolong tea extract extracted with hot
water of pH 4.0 were added in varied amounts. After
10 sterilization under heat, the medium samples were each
inoculated with 0.5% of lactic acid bacteria L. casei YIT9029,
followed by cultivation at 37°C until acidity of 30.
Cultivation times and viable cell counts at the time where
the acidity reached 30 were recorded. As a control, a culture
15 obtained by conduction cultivation in the basal medium alone
was used.

Next, 480-mL aliquots of the thus-obtained cultures
were each added with glucose-fructose liquid sugar (400 mL)
and sterilized water (1,620 mL), whereby 13 kinds of fermented
20 milks of the lactic acid bacteria were produced. With respect
to those fermented drinks, their flavors were examined by
well-experienced 10 panellers. The results of the flavor
examination are shown along with the cultivation times and
viable cell counts in Table 5.

Table 5

	Amount of add- ed extract (%)	Cultivation time(hours)	Viable cell count (cells/ml)	Results of flavor examination
Extract extracted with hot water	0.01	140	4.6×10^9	Extremely good
	0.05	133	5.3×10^9	Extremely good
	0.10	112	6.0×10^9	Extremely good
	0.50	102	6.3×10^9	Good
	1.00	89	6.7×10^9	Slight tea flavor
	2.00	85	7.1×10^9	Puckery taste and tea flavor
Extract extracted with hot water of pH 4.0	0.01	130	5.5×10^9	Extremely good
	0.05	113	6.2×10^9	Extremely good
	0.10	95	7.0×10^9	Extremely good
	0.50	84	7.2×10^9	Good
	1.00	82	7.4×10^9	Slight tea flavor
	2.00	80	7.4×10^9	Puckery taste and tea flavor
Control	-	156	3.5×10^9	Extremely good

As is shown in Table 5, it was confirmed that the addition of 0.01% or more of any one of the extracts shortened the cultivation time and moreover increased the viable cell count. The extracts did not bring about any extra effect even when
5 added in amounts greater than 0.5%. It was also confirmed that the flavor remained good up to 0.5% of any one of the extracts but the taste of each extract was felt when added in amounts of 1% and greater.

10 Example 9

Relationship between the amount of free oleic acid in low-fat yoghurt medium and the viable cell count at the completion of cultivation of lactic acid bacteria

A low-fat yoghurt medium was prepared with the
15 composition of 20% skim milk powder (product of YOTSUBA MILK PRODUCTS CO., LTD.) and 3% glucose. Sodium oleate was added at rates of 0.003, 0.005, 0.01, 0.02 and 0.03 wt.% to aliquots of the medium, respectively, followed by sterilization at 100°C for 60 minutes. The medium samples were inoculated
20 with 0.5% of Lactobacillus casei YIT9029, followed by cultivation at 37°C for about 200 hours. At the time of completion of the cultivation, the viable cell counts were measured. The viable cell counts (cfu/mL) were each obtained by spreading the corresponding culture, which had been

diluted in 0.1% yeast extract as needed, onto a Rogosa agar plate with a spiral plater, incubating the agar plate at 37°C for 3 days, and then counting the resultant colonies by a laser colony counter. The results are shown in FIG.

- 5 1. From FIG. 1, it has become evident that the count of viable cells upon completion of cultivation of Lactobacillus casei increases by the addition of oleic acid.

Example 10

- 10 Improving effect on the viability of lactic acid bacteria in stored final product by the addition of sodium oleate

To aliquots of the low-fat yoghurt medium of Example 9, sodium oleate was added at rates of 0.003, 0.005 and 0.01 wt.%, respectively. The medium samples were each inoculated
15 with lactic acid bacteria, followed by cultivation to study effect of sodium oleate on the viability of the lactic acid bacteria. The cultivation was conducted at 37°C until pH 3.6 to pH 3.8. Other conditions and the cell strain were the same as in Example 9.

- 20 On the side, 70% fructose-glucose liquid sugar was sterilized at 100°C for 30 minutes, and the thus-obtained liquid sugar was provided as a syrup. The cultures and aliquots of the syrup, all of which had been obtained as described above, were mixed at a ratio of 1:1, and the resulting

mixtures were filled in containers to obtain low-fat yoghurt products (the concentrations of oleic acid in the products were 15 μ g/mL, 25 μ g/mL and 50 μ g/mL, respectively). Further, as a control, low-fat yoghurt not added with sodium
5 oleate was produced.

The thus-obtained products were stored at 10°C for 14 days. During the storage, the viable cell count of the respective products were investigated along the passage of time. The results are shown in FIG. 2. It has become clear
10 from the results of FIG. 2 that high viability is retained even after 7-day storage by the addition of sodium oleate upon cultivation as opposed to the general tendency of a substantial decrease in viable cell count when the storage of a product exceeds 7 days (the variations in viable cell
15 count on the 0th day of the storage of the products reflect the counts of viable cell in the cultures).

Example 11

To aliquots of the low-fat yoghurt medium of Example
20 9, oleic acid, sodium oleate and various emulsifiers, all of which are shown in Table 6, were added, respectively, such that their concentrations became 0.01% in terms of oleic acid content. Those medium samples were inoculated with 0.5% of Lactobacillus casei YIT9029, followed by cultivation to

determine effects of these additives on the viable cell count of the lactic acid bacteria at the time of completion of the cultivation and also on the viability of the lactic acid bacteria. The culture was conducted at 37°C until pH 3.6 to 3.8. Other conditions were set as in Example 9.

Table 6

	Additive	Remarks
10	1 Oleic acid	
	2 Sodium oleate	
	3 Glyceryl oleate	Monoglyceride \geq 90%
	4 Pentaglyceryl monooleate	
	5 Pentaglyceryl trioleate	
15	6 Hexaglyceryl monooleate	
	7 Decaglyceryl decaoleate	
	8 Sucrose oleate	Sucrose oleate \geq 70%
	9 Glyceryl oleate	Triglyceride

After those cultures were stored at 5°C for 5 days, they were mixed with aliquots of the syrup of Example 10 at a ratio of 1:1. The resulting mixtures were filled in containers to obtain low-fat yoghurt products. Further, as a control, low-fat yoghurt not added with oleic acid was produced.

The thus-obtained products were stored at 10°C for 14 days. During the storage, the viable cell count of the respective products were investigated along the passage of time. The results are shown in Table 7.

5

Table 7

10

15

Control	Viable cell count (cfu/ml)			Viability on Day 14
	DAY 1	DAY 7	DAY 14	
1	1.3x10 ⁹	7.2x10 ⁸	5.3x10 ⁸	40.8%
2	1.2x10 ⁹	7.3x10 ⁸	5.2x10 ⁸	43.3%
3	1.1x10 ⁹	7.7x10 ⁸	5.0x10 ⁸	45.5%
4	1.2x10 ⁹	8.1x10 ⁸	5.0x10 ⁸	41.7%
5	5.6x10 ⁸	2.5x10 ⁸	1.2x10 ⁸	21.4%
6	1.3x10 ⁹	7.3x10 ⁸	4.8x10 ⁸	36.9%
7	6.5x10 ⁸	2.0x10 ⁸	1.4x10 ⁸	21.5%
8	1.1x10 ⁹	6.1x10 ⁹	4.3x10 ⁸	39.1%
9	5.9x10 ⁸	2.2x10 ⁸	1.4x10 ⁸	23.7%
Control	3.2x10 ⁸	1.6x10 ⁸	2.6x10 ⁷	8.1%

20

It has been found from the results of Table 7 that low-fat yoghurt added with oleic acid shows a viability of 20% or higher even after stored at 10°C for 2 weeks. It has also been found that use of oleic acid in the form of free oleic

acid, an oleate salt or an oleate ester can provide an especially good viable cell count upon completion of cultivation and also particularly good viability.

5 Example 12

Effects of individual factors on the maintenance of the viable cell count of lactic acid bacteria

Aliquots (160 g) of skim milk powder, aliquots (30g) of glucose and the ingredients indicated "+" in Table 8 were dissolved in aliquots of warm water to give total volumes of 1,000 mL, respectively [in the case of the ingredients indicated "+", were used 0.1% of the extract obtained in Example 4 as an oolong tea extract; 100 ppm, in terms of oleic acid, of monoglyceryl oleate as oleic acid; and 0.1% of "MEAST" (trademark for beer yeast autolysate; product of ASAHI BEER FOOD, LTD.) as a yeast extract]. Those medium samples were sterilized at 100°C for 30 minutes and were then allowed to cool down to 37°C. They were inoculated with 0.1% of Lactobacillus casei YIT9029, followed by cultivation until pH 3.6. Fermented solutions of the lactic acid bacteria were hence obtained, respectively.

The fermented solutions were separately homogenized at 150 kg/cm², and were then mixed with aliquots (4,000 mL) of sterilized 13.8% sugar syrup. The resulting mixtures were

filled in polystyrene contains and sealed, whereby fermented drinks of the lactic acid bacteria were obtained. After they were stored at 10°C for 14 days, their viable cell count were measured. The results of this measurement are also shown

5 in Table 8.

Table 8

	Sample 1	Sample 2	Sample 3	Sample 4	Sample 5	Sample 6	Sample 7	Sample 8
Oolong tea extract*	-	-	-	-	+	+	+	+
Oleic acid**	-	-	+	+	-	-	+	+
Yeast extract	-	+	-	+	-	+	-	+
Viable cell count per ml	1.1×10^8	1.5×10^8	1.6×10^8	1.7×10^8	3.3×10^8	3.2×10^8	1.9×10^{10}	1.8×10^9
Index	8.04	8.20	8.95	9.11	9.23	9.26	9.20	9.26

* Oolong tea extract of Example 4

** Monoglyceryl oleate

From the results of Table 8, the orthogonal table shown in Table 9 was prepared in accordance with the method described on pages 292 to 300 in "Gendai Tokai Jitsumu Koza (Contemporary Statistics Practical Series) Text II" [published by Zaidan
5 Hojin Jitsumu Kyoiku Kenkyusho (Practical Education Research Foundation)], and the percent contributions of the individual ingredients to the maintenance of the viable cell count of the lactic acid bacteria during storage were calculated. In Table 9, a represents the oolong tea extract, b oleic
10 acid, and c the yeast extract; ab, ac and bc each indicate combined use of the corresponding two ingredients; and abc designates combined use of the three ingredients.

Table 9

	a	b	ab	c	ac	bc	abc	
①	32.65	33.24	34.79	34.02	34.05	34.08	34.05	
②	35.59	35.00	33.45	34.22	34.19	34.16	34.19	
① + ②	68.24	68.24	68.24	68.24	68.24	68.24	68.24	
d = ② - ①	2.94	1.76	-1.34	0.20	0.14	0.08	0.14	
d/8	0.37	0.22	-0.17	0.03	0.02	0.01	0.02	
d x d/8	1.08	0.39	0.22	0.01	0.00	0.00	0.00	1.70
Contribution (%)	63.45	22.74	13.18	0.29	0.14	0.05	0.00	

It has been confirmed from Table 9 that oolong tea extract and monoglyceryl oleate both contribute to the maintenance of the viable cell count. It has also been found that the maintenance of the viable cell count can be synergistically enhanced when oolong tea and monoglyceryl oleate are used in combination.

5

THE CLAIMS DEFINING THE INVENTION ARE AS FOLLOWS:

1. A fermented milk comprising a fermented milk ingredient obtained by fermentation with one or more lactic acid bacteria selected from Lactobacillus casei, Lactobacillus acidophilus, Lactobacillus gasseri, Lactococcus lactis subsp. lactis, and Lactococcus lactis subsp. cremoris and a lactic acid bacteria growth factor selected from ginger extract, tea extract or green onion extract.
2. A fermented milk according to claim 1, wherein said ginger extract, tea extract or green onion extract has been obtained by acid extraction.
3. A fermented milk according to claim 2, wherein said acid extraction has been conducted at a pH not higher than 4.0 and a temperature not lower than 80°C.
4. A fermented milk according to claim 1, wherein fat amounts to 0.05 to 0.5%.
5. A process for the production of a fermented milk, which comprises culturing, in a culture medium in which one or more lactic acid bacteria growth factors selected from ginger extract, tea extract and green onion extract are contained, one or more lactic acid bacteria selected from Lactobacillus casei, Lactobacillus acidophilus, Lactobacillus gasseri, Lactococcus lactis subsp. lactis, and Lactococcus lactis subsp. cremoris.

6. A process according to claim 5, wherein said ginger extract, tea extract or green onion extract has been obtained by acid extraction.

7. A process according to claim 6, wherein said acid extraction has been
5 conducted at a pH not higher than 4.0 and a temperature not lower than 80°C.

8. A process according to claim 5, wherein said fermented milk contains fat in an amount of from 0.05 to 0.5%.

10 9. A method for improving viability of lactic acid bacteria in a fermented milk, which comprises adding an ingredient selected from oleic acid or a derivative thereof to a culture medium before or after fermentation by lactic acid bacteria upon production of said fermentation milk by lactic acid fermentation.

15 10. A method according to claim 9, wherein said oleic acid or derivative thereof is an oleate ester selected from the group consisting of glyceryl oleate, polyglyceryl oleate, sorbitan oleate, propylene glycol oleate and sucrose oleate.

11. A method according to claim 9 or 10, wherein said oleic acid or derivative
20 thereof amounts to at least 15 µg/mL in terms of oleic acid as a final concentration after conversion into a final product.

12. A method according to any one of claims 9 to 11, wherein fat amounts to 0.05 to 0.5% of said fermented milk drink or food.

13. A method according to any one of claims 9 to 12, wherein said fermented milk comprises at least 1×10^8 cfu/mL of lactic acid bacteria, and said lactic acid bacteria have a viability of at least 20% when said fermented milk is stored at 10°C for 2 weeks.

5

14. Fermented milk when produced by a process according to any one of claims 5 to 8.

15. Fermented milk according to claim 1 substantially as hereinbefore
10 described with reference to any of the Figures, Tables and/or Examples.

16. A process according to claim 5 substantially as hereinbefore described with reference to any of the Figures, Tables and/or Examples.

15 17. A method according to claim 9 substantially as hereinbefore described with reference to any of the Figures, Tables and/or Examples.

DATED: 18 June 2003

PHILLIPS ORMONDE & FITZPATRICK

20 Patent Attorneys for:

KABUSHIKI KAISHA YAKULT HONSHA

25

viable cell count upon completion of cultivation/ml (log)

FIG. 1

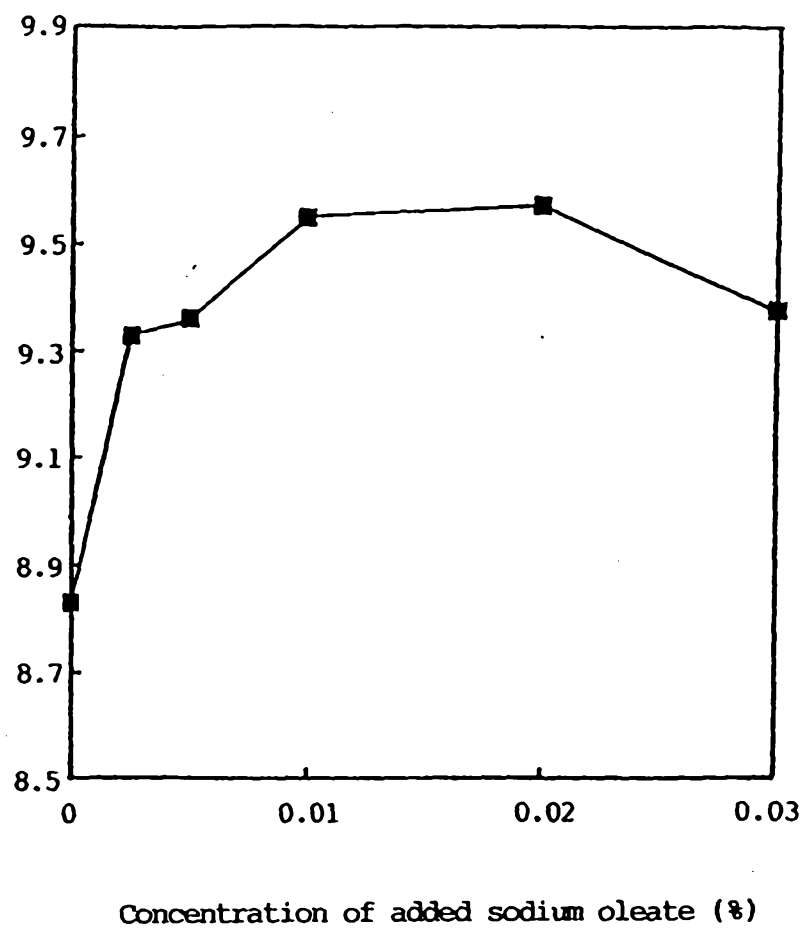


FIG. 2

