

(19) World Intellectual Property Organization
International Bureau



(43) International Publication Date
21 November 2002 (21.11.2002)

PCT

(10) International Publication Number
WO 02/093951 A1

(51) International Patent Classification⁷: H04Q 7/20,
H04J 3/06

(US). ZEIRA, Eldad; 329 West Neck Road, Huntington, NY 11743 (US). ZEIRA, Ariela; 239 West Neck Road, Huntington, NY 11743 (US).

(21) International Application Number: PCT/US02/11731

(74) Agents: VOLPE, Anthony, S. et al.; Volpe and Koenig, P.C., Suite 400, One Penn Center, 1617 John F. Kennedy Boulevard, Philadelphia, PA 19103 (US).

(22) International Filing Date: 15 April 2002 (15.04.2002)

(25) Filing Language: English

(81) Designated States (national): AE, AG, AL, AM, AT, AU, AZ, BA, BB, BG, BR, BY, BZ, CA, CH, CN, CO, CR, CU, CZ, DE, DK, DM, DZ, EC, EE, ES, FI, GB, GD, GE, GH, GM, HR, HU, ID, IL, IN, IS, JP, KE, KG, KP, KR, KZ, LC, LK, LR, LS, LT, LU, LV, MA, MD, MG, MK, MN, MW, MX, MZ, NO, NZ, OM, PH, PL, PT, RO, RU, SD, SE, SG, SI, SK, SL, TJ, TM, TN, TR, TT, TZ, UA, UG, UZ, VN, YU, ZA, ZM, ZW.

(26) Publication Language: English

(30) Priority Data:
60/290,877 14 May 2001 (14.05.2001) US
10/029,569 21 December 2001 (21.12.2001) US

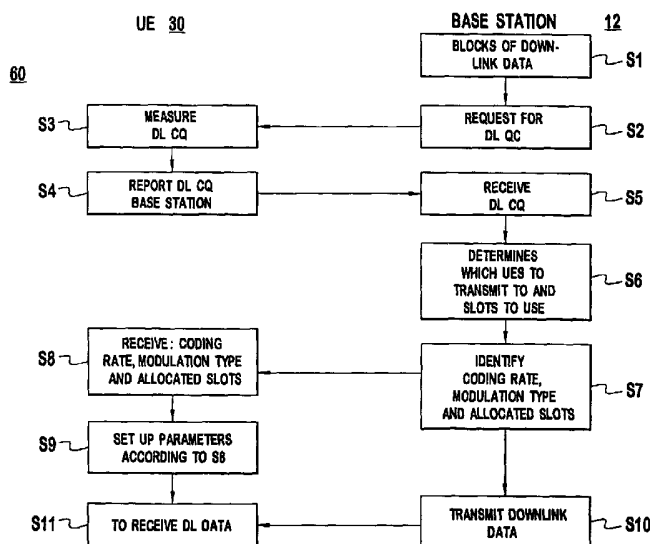
(71) Applicant: INTERDIGITAL TECHNOLOGY CORPORATION [US/US]; 300 Delaware Avenue, Suite 527, Wilmington, DE 19801 (US).

(84) Designated States (regional): ARIPO patent (GH, GM, KE, LS, MW, MZ, SD, SL, SZ, TZ, UG, ZM, ZW), Eurasian patent (AM, AZ, BY, KG, KZ, MD, RU, TJ, TM), European patent (AT, BE, CH, CY, DE, DK, ES, FI, FR, GB, GR, IE, IT, LU, MC, NL, PT, SE, TR), OAPI patent (BF, BJ, CF, CG, CI, CM, GA, GN, GQ, GW, ML, MR, NE, SN, TD, TG).

(72) Inventors: TERRY, Stephen, E.; 15 Summit Avenue, Northport, NY 11768 (US). DICK, Stephen, G.; 61 Bobann Drive, Nesconset, NY 11767 (US). MILLER, James, M.; 18 Louisburg Square, Verona, NJ 07044

[Continued on next page]

(54) Title: DYNAMIC CHANNEL QUALITY MEASUREMENT PROCEDURE FOR ADAPTIVE MODULATION AND CODING TECHNIQUES



(57) Abstract: A wireless digital communication method for communicating between a base station (12) and a plurality of user equipment mobile terminals (UEs 30) and employs adaptive modulation and coding to achieve improved radio resource utilization and provide optimum data rates for user services. Blocks of downlink (DL) data are received by the base station which requests downlink DL channel quality measurements only from those mobile terminals (30) with pending downlink transmissions. The UEs respond to the request by measuring and reporting DL Channel quality to the base station, which then allocates resources such that the UEs will make best use of radio resources. The base station notifies the UEs of the physical channel allocation indicating the modulation/coding rate and allocated slots followed by transmission of blocks of downlink data which are transmitted to the UEs.



WO 02/093951 A1



Published:

— with international search report

For two-letter codes and other abbreviations, refer to the "Guidance Notes on Codes and Abbreviations" appearing at the beginning of each regular issue of the PCT Gazette.

[0001] DYNAMIC CHANNEL QUALITY
 MEASUREMENT PROCEDURE FOR
 ADAPTIVE MODULATION AND CODING TECHNIQUES

[0002] BACKGROUND

[0003] The present invention relates to wireless digital communication systems. More particularly, the present invention relates to communication stations which employ code-division multiple access (CDMA) technology. Specifically, the present invention relates to determining radio conditions for use in optimizing radio resource utilization as well as selecting data rates for user services.

[0004] In code-division multiple access (CDMA) third generation (3G) cellular telecommunication systems, adaptive modulation and coding (AM&C) techniques are applied to transmissions in order to achieve improved radio resource utilization and provide increased data rates for user services under appropriate conditions. These AM&C techniques take into account radio conditions in advance of transmissions in order to determine modulation and coding rates that take the greatest advantage of current radio propagation conditions utilizing these techniques.

[0005] Utilizing these AM&C techniques, a procedure is required that provides a physical channel quality measurement from the receiver in advance of each transmission. Based on this quality measurement, the transmitter determines the appropriate modulation and coding rate for the particular transmission.

[0006] In CDMA systems, as with any wireless systems, radio conditions can change rapidly due to a wide variety of both natural and man-made conditions. Since the channel quality measurement is used to determine transmission modulation and coding, and since channel quality changes rapidly due to the changing conditions of the transmission path, the performance of the adaptive transmission process is directly related to the length of the time period between when the channel quality measurement is performed and when the transmission is initiated.

[0007] Physical or logical control channels are then used to transfer the channel quality measurements from the receiver to the transmitter. Channel quality signaling may utilize either dedicated control channels to each user equipment (UE) or common control channels shared by all UEs. A UE may be a cellular phone, PDA (personal data assistant) or any other type of wireless device. When dedicated control channels are used, a continuous signaling channel is available over time for propagation of channel quality measurements for each UE. This is an optimal solution for AM&C since the quality measurement is continuously available. Transmissions can occur at any time, taking into account the continuously available quality measurement for appropriate modulation and coding settings. Additionally, with a dedicated control channel always available in the uplink, the channel can be also used to support low rate uplink data transmissions.

[0008] The difficulty with the dedicated control channel approach is that physical resources are continuously allocated even when there is no data to transmit. A primary application of AM&C techniques is non-real time high data rate services, for example, Internet access. For these classes of service, the best quality of service (QoS) is achieved with short, high rate transmissions with relatively long idle periods between each transmission. These long idle periods result in an inefficient use of dedicated resources. This limits the number of users which can access the service.

[0009] The problem can be minimized with pre-configured periodic dedicated channel allocations. But this results in periodic availability of quality measurements. If the quality measurements are not continuously available, for UEs which have transmissions at any one point in time, only some portion of the UEs will have recent channel quality measurements, thus the selection of UE to transmit to becomes sub optimal.

[0010] Another alternative is the use of common control channels. With common control channels, a continuous signaling channel exists that is shared between all UEs within the cell. Procedures are defined for determining each UEs access to the common control channel. UE identities are used to distinguish UE

specific transactions.

[0011] The difficulty with the common control approach for support of AM&C is the large amount of signaling overhead necessary to administrate each UE's access to the control channel. As aforementioned, UE identities are required to distinguish UE specific transactions. Additionally, to avoid contention-based access to the uplink common control channel, individual allocations are required to be signaled on the downlink common control channel for each UE's access. Since uplink transmissions cannot always be predicted, periodic allocations of the uplink control channel must be signaled on the downlink common control channel, which results in considerable signaling overhead. Also, the common control approach does not provide for low rate, uplink data transmissions.

[0012] In summary, the efficient performance of AM&C techniques is primarily based on the availability of recent physical channel quality measurements from the receiver in advance of each transmission. Optimally, measurements are available with minimal latency for all users with active data transmissions. The dedicated control channel solution provides continuous measurements, but since transmissions are discontinuous, this is an inefficient use of radio resources. EZ: I think the text can be understood that somehow the BS determines the channel quality by itself from measurement on the DCH. May be patentable in its own right (if it works which I'm not sure) but we did not discuss it. Periodic configured dedicated control channels minimize the radio resource requirement, but this increases measurement latency. The common control channel method can provide measurements on a continuous or periodic basis, but the signaling overhead results in an inefficient use of radio resources.

[0013] There exists a need for a system that provides channel quality measurements with low latency and low signaling overhead.

[0014] BRIEF DESCRIPTION OF THE DRAWING(S)

[0015] The objectives of the present invention will become apparent upon consideration of the accompanying detailed description and figures, in which:

[0016] Figure 1 is a flow chart illustrating one preferred Dynamic Channel Quality Measurement Procedure (DCQMP) of the present invention.

[0017] Figure 2 shows an alternative embodiment of the DCQMP of the present invention shown in Figure 1.

[0018] DETAILED DESCRIPTION OF THE PREFERRED EMBODIMENT(S)

[0019] Presently preferred embodiments are described below with reference to the drawing figures wherein like numerals represent like elements throughout.

[0020] Figure 1 is a flow diagram which illustrates the dynamic channel quality (CQ) measurement procedure 60 of the present invention which may be implemented by a wireless digital communication system having a base station/node B (hereinafter base station 12) which communicates with at least one UE 30. Although it is intended for the presently inventive method to support communications between a base station and a plurality of UEs, for simplicity the following description will detail the steps performed by a single UE; (it being understood that other UEs will operate in a similar manner).

[0021] Blocks of downlink (DL) data are transferred to the base station 12 which are designated for a particular UE 30 (step S1).

[0022] The base station 12, responsive to receipt of downlink data and in advance of a transmission to the UE 30, requests DL CQ measurements only from a UE 30 having pending downlink transmissions (step S2).

[0023] The UE 30 receives the request and makes the requested CQ measurement at step S3 and reports the DL CQ measurement to the base station 12 at step S4.

[0024] Based on the CQ measurement reports received from each UE (step S5), the base station 12 determines which of the UEs will make the best use of radio resources, and determines which slots to use (step S6). Preferably, the UEs are prioritized by their CQ so that the UE with the highest CQ is sent its data first and then the UE with the second highest CQ is sent its data second, and so on until the UE with the lowest CQ is sent its data last.

[0025] Since the CQ measurement requests and the responsive CQ measurement reports are only generated when needed, the signaling overhead required for a common control channel is greatly reduced. Measurement reports are available for all active transmitting users, similar to the dedicated control channel case, but avoiding the resource inefficiency during idle periods.

[0026] The priority of transmissions is determined according to the DL CQ measurements, and the DL physical channel allocation is signaled to the appropriate UEs, indicating the particular coding rate, modulation type and allocated slots (step S7). The designated UE receives the coding rate, modulation type and allocated slots (step S8), and sets these parameters for reception (step S9).

[0027] Blocks of downlink data are then transmitted by the base station 12 to the designated UE 30 (step S10) a given, (but short), time after performance of step S7 to enable the UE 30 time to set up for reception. The UE 30 receives the downlink data (step S11) at the specified coding rate, modulation type and in the allocated slots specified at step S7.

[0028] The present invention thus provides the fundamental requirements for AM&C operation while maintaining the most efficient use of radio resources. Since DL CQ measurements are available with the minimum possible latency for all transmissions, the choice of the best user(s) to provide service in the next transmission time frame is optimized. Additionally, measurements provided by periodic or continuous mechanisms do not provide increased benefit, performance gain or enhancement over the present invention.

[0029] Implementation of the present invention also minimizes measurement processing and the associated power consumption, especially important in the UE, which is typically powered by a small power source of limited capacity, (i.e. a chargeable battery). Since a quality measurement is only requested for a particular active transmission, the number of required measurements are minimized.

[0030] In accordance with an alternative embodiment of the method 70 of the present invention shown in Figure 3, only certain quality measurements may be required depending on the radio resources used for a particular transmission. For

example, in the 3G standards, the CQ for only specific physical timeslots may be requested. Therefore, the number of measurements performed is reduced by limiting the requirement of a CQ measurement to only active transmissions and, depending on the scale of the transmission, only requiring measurement on particular radio resources, (i.e., specific time slots). This is shown in Figure 3, which is similar to Figure 2 except for modified steps S2A and S2B, which replace step S2 and S3 respectively of Figure 2. In step 2A, the base station 12 requests the UE 30 to perform a measurement only on a particular radio resource. In response, the UE performs the DL CQ measurement on the specified radio resource (step S3A).

[0031] The present invention provides many advantages over prior art schemes. First, the invention provides the highest efficiency utilization of the air interface since only those UEs having pending transmission will be required to respond to a request for DL CQ measurements. This permits the overhead signaling to be at a minimum.

[0032] Second, since the transmissions are prioritized according to the highest quality DL CQ measurements, the highest data rates permissible will be achieved for each time slot or multiple time slots.

[0033] Third, since UEs are only required to respond to the request for the DL CQ measurements, unnecessary measurements by the UEs will not be required, thereby saving the battery life of the UEs.

[0034] A final advantage of the present invention is the increased number of users that may be supported in a cell for both of the methods disclosed herein. The number of users that are supported is limited in the dedicated control channel method by the requirement for dedicated radio resources; and in the common control channel method by signaling overhead requirements. By limiting the measurement signaling procedures to active users, the present invention minimizes the common control signaling overhead and supports the greatest number of users in the cell.

[0035] While the present invention has been described in terms of the preferred embodiment, other variations which are within the scope of the invention as outlined in the claims below will be apparent to those skilled in the art.

* * *

CLAIMS

What is claimed is:

1. A method for optimizing radio resource utilization and adjusting data rates in a wireless digital communications system comprising a base station and plurality of mobile terminals (MTs), said method comprising the steps of:

(a) said base station, upon receipt of blocks of downlink data for at least one of said MTs, transmits to said MT a request for a channel quality measurement;

(b) said at least one MT receives said request;

(c) said at least one MT measures and reports the downlink channel quality to the base station;

(d) responsive to the channel quality measurement received from said at least one MT, said base station allocates the radio resources;

(e) said base station transmits to said at least one MT in accordance with said allocation.

2. The method of claim 1 whereby said allocation includes modulation type, coding rate and timeslot(s).

3. The method of claim 1 further including said at least one MT, responsive to receipt of said allocation, prepares for reception of downlink data in accordance with said allocation.

4. The method of claim 1 wherein method step (a) further includes said base station indicating specific slots for said measurement

5. The method of claim 4 wherein step (c) further comprises said base station including which slots said at least one MT has been allocated for transmission to the base station.

6. The method of claim 1 wherein step (c) further includes said base station indicating the allocated slots to be used by said at least one MT.

7. The method of claim 2 wherein said at least one MT receives a transmission by the base station according to said allocation.

8. A method for optimizing radio resource utilization and adjusting data rates in a wireless digital communications system comprising a base station and plurality of mobile terminals (MTs), said method comprising the steps of:

(a) said base station, upon receipt of blocks of downlink data intended for given ones of said MTs, transmitting to said given MTs a request for a channel quality measurement;

(b) said given MTs performing said requested measurement;

(c) said given MTs transmitting the channel quality measurements to the base station;

(d) responsive to the channel quality measurement data received from the given ones of MTs reporting downlink channel quality, said base station determining preferred ones of the given ones of MTs are capable of making best use of the radio resources;

(e) said base station allocating time slots to be used by the preferred MTs.

9. A method for optimizing radio resource utilization and adjusting data rates in a wireless digital communications system comprising a base station and plurality of mobile terminals (MTs), said method comprising the steps of:

(a) said base station, upon receipt of blocks of downlink data intended for given MTs, transmitting to given ones of said MTs a request for a channel quality measurement;

(b) said base station determining preferred ones of the given ones of the MTs are capable of making best use of the radio resources responsive to the channel quality measurement data received from the given ones of the MTs reporting downlink channel quality; and

(c) said base station allocating a given number of time slots to said preferred MTs according to the channel quality measurement data and the amount of downlink data available for transmission to said given MTs.

10. A wireless digital communications system comprising a base station and plurality of mobile terminals (MTs), comprising:

(a) said base station, having means for receipt of blocks of downlink data intended for given ones of said MTs and means for transmitting to said given ones of MTs a request for a channel quality measurement;

(b) the given ones of MTs receiving such a request having means for measuring downlink quality and means for reporting the measured downlink channel quality to the base station;

(c) said base station having means for determining preferred ones of the given one of MTs are capable of making best use of the radio resources responsive to the channel quality measurement data received from the given ones of MTs reporting downlink channel quality;

(d) said base station having further means for determining the modulation/coding rate for each preferred MT as a function of the channel quality measurement and for transmitting modulation/coding rate to the preferred MTs according to the channel quality measurement obtained from the respective preferred MT; and

(e) said base station transmitting, at the modulation/coding rate specified in step (d), blocks of downlink data to the preferred MTs.

11. The method of claim 10 wherein said MTs include means responsive to receipt of the channel allocation and modulation/coding rate information, to prepare for reception of downlink data according to specified channel allocation and modulation/coding rate.

12. A wireless digital communications system comprising a base station and plurality of user equipment (UEs), comprising:

(a) said base station, having means for receiving blocks of downlink data intended for given ones of said UEs and means for transmitting to given UEs a request for a channel quality measurement;

(b) the given ones of UEs receiving such a request having means for measuring downlink channel quality and means for reporting the measured downlink channel quality to the base station;

(c) said base station, responsive to the channel quality measurement data received from the given ones of MTs reporting downlink channel quality, having means for determining preferred ones of the given ones of UEs are capable of making best use of the radio resources; and

(d) said base station having further means for allocating the time slots to the preferred UEs.

13. The method of claim 12 wherein said preferred UEs include means, responsive to receipt of the channel allocation, to prepare for reception of downlink data according to specified channel allocation and modulation/coding rate.

14. A wireless digital communications system comprising a base station (BS) and plurality of user equipment (UEs), comprising:

(a) said BS having means for receiving blocks of downlink data intended for given ones of said UEs and means for transmitting to the given ones of UEs a request for a channel quality measurement;

(b) the given ones of said UEs receiving such a request having means for measuring downlink channel quality and means for reporting the measured downlink channel quality to the BS;

(c) said BS having means for determining preferred ones of the given ones of UEs are capable of making best use of the radio resources, responsive to the channel quality measurement data received from the given ones of UEs reporting downlink channel quality; and

(d) said BS having further means for determining a modulation/coding rate for each said preferred ones of UEs as a function of the channel quality measurement and for transmitting said modulation/coding rate to the preferred ones of the UEs.

15. The method of claim 14 wherein said preferred UEs include means, responsive to receipt of the channel allocation to prepare for reception of downlink data according to specified channel allocation and modulation/coding rates.

16. A method for optimizing radio resource utilization and adjusting data rates in a wireless digital communications system comprising a base station (BS) and plurality of user equipment (UEs), said method comprising the steps of:

(a) said BS, upon receipt of blocks of downlink data for at least one of said UEs, transmits to said UE a request for a channel quality measurement;

(d) said at least one UE receives said request;

(e) said at least one UE measures the downlink channel quality;

(d) said at least one UE reports the downlink channel quality to the BS;

(e) responsive to the channel quality measurement received from said at least one UE, said BS allocates the radio resources;

(f) said BS transmits to said at least one UE in accordance with said allocation.

17. The method of claim 16 wherein method step (a) further includes said BS indicating specific required slots for said channel quality measurement.

18. The method of claim 16 whereby said allocation comprises modulation type, coding rate and timeslot(s).

19. The method of claim 16 further including said UEs, responsive to receipt of said allocation, prepare for reception of downlink data in accordance with said allocation.

20. The method of claim 16 wherein step (e) further comprises said BS transmitting said allocation to said UE.

21. The method of claim 16 wherein step (c) further includes said BS prioritizing said UEs from highest channel quality to lowest channel quality, and allocates slots first to the UEs reporting the highest quality channel.

22. The method of claim 21 wherein the UEs receive a transmission by the base station according to the allocation.

23. A method for optimizing radio resource utilization in a wireless digital communications system comprising a base station (BS) and plurality of user equipment (UEs), said method comprising the steps of:

- (a) said BS receiving at least one block of downlink (DL) data;
- (b) said BS determining the specific UE to which the block of data is destined;
- (c) said BS transmitting to said specific UE a request for a DL channel quality (CQ) measurement;
- (d) said UE performing a measurement of the DL CQ;
- (e) said UE transmitting said measurement to said BS;

- (f) said base station prioritizing and allocating radio resources based upon said measurement;
- (g) said base station transmitting said allocation to the UE;
- (h) said UE adjusting in response to said allocation;
- (i) said BS transmitting said DL data in accordance with said allocation; and
- (j) said UE receiving said DL data.

24. A system for optimizing radio resource utilization in a wireless digital communications network comprising a base station (BS) and plurality of user equipment (UEs), said system comprising:

- (a) means at said BS for receiving at least one block of downlink (DL) data;
- (b) means at said BS for determining the specific UE to which the block of data is destined;
- (c) means at said BS for transmitting to said specific UE a request for a DL channel quality (CQ) measurement;
- (d) means at said UE for performing a measurement of the DL CQ;
- (e) means at said UE for transmitting said measurement to said BS;
- (f) means at said base station for prioritizing and allocating radio resources based upon said measurement;
- (g) means at said base station for transmitting said allocation to the UE;
- (h) means at said UE for adjusting in response to said allocation;
- (i) means at said BS for transmitting said DL data in accordance with said allocation; and said UE receiving said DL data.

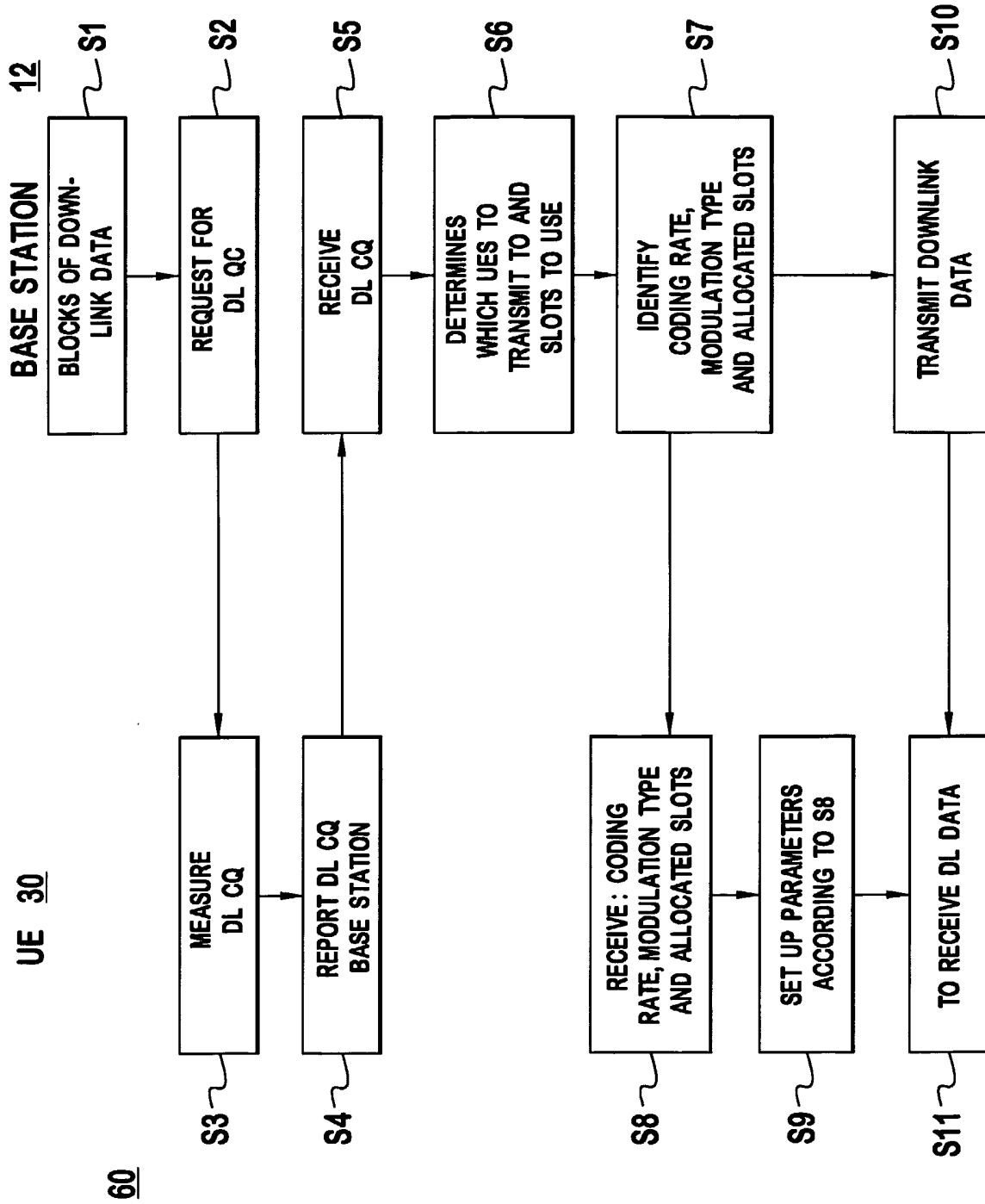
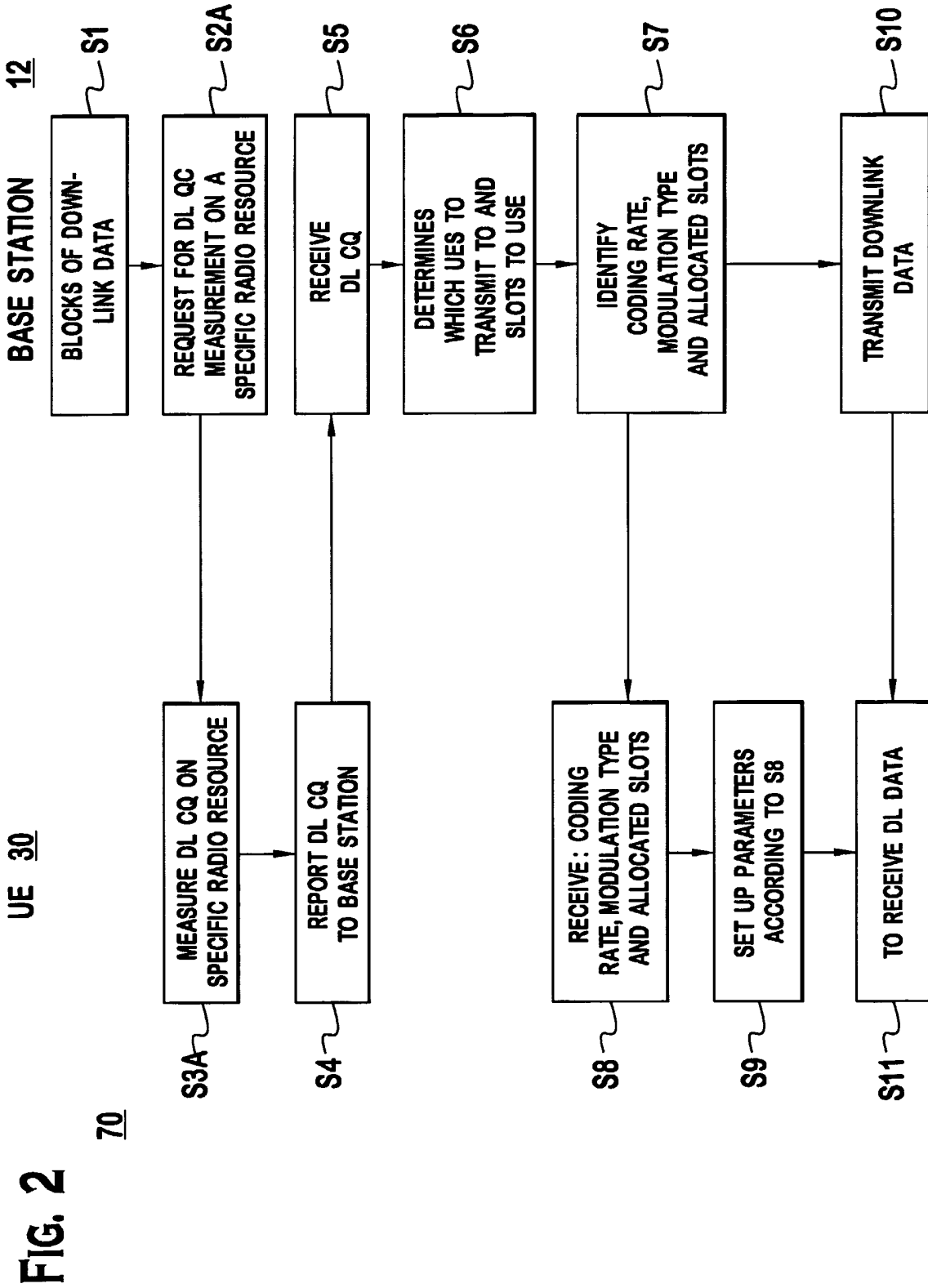


FIG. 1

60



INTERNATIONAL SEARCH REPORT

International application No.

PCT/US02/11731

A. CLASSIFICATION OF SUBJECT MATTER		
IPC(7) :H04Q 7/20; H04J 3/06.		
US CL :Please See Extra Sheet.		
According to International Patent Classification (IPC) or to both national classification and IPC		
B. FIELDS SEARCHED		
Minimum documentation searched (classification system followed by classification symbols)		
U.S. : 455/ 403, 422, 436, 439, 450, 452; 370/ 310, 321, 329, 331, 332.		
Documentation searched other than minimum documentation to the extent that such documents are included in the fields searched		
Electronic data base consulted during the international search (name of data base and, where practicable, search terms used)		
C. DOCUMENTS CONSIDERED TO BE RELEVANT		
Category*	Citation of document, with indication, where appropriate, of the relevant passages	Relevant to claim No.
X	US 5,960,335 A (UMEMOTO et al.) 19 SEPTEMBER 1999 see fig.1, elements BS, MS, col.3, lines 6-14, fig.2, col.4, lines 42-45, and col.9, lines 47-50,fig.8 and its description	1-23
X,P	US 6,381,445 B1 (UE et al) 30 APRIL 2002 see fig.8-11, col.5, line 27-col.6, line 53)	1-24
Y	US 5,428,816 A (BARNETT et al) 27 JUNE 1995 see fig.6 and its description	24
A, E	US 6,381,231 B1 (SILVENTOINEN et al) 30 APRIL 2002 see whole document	1-24
<input type="checkbox"/> Further documents are listed in the continuation of Box C. <input type="checkbox"/> See patent family annex.		
* Special categories of cited documents:	"T"	later document published after the international filing date or priority date and not in conflict with the application but cited to understand the principle or theory underlying the invention
"A" document defining the general state of the art which is not considered to be of particular relevance	"X"	document of particular relevance; the claimed invention cannot be considered novel or cannot be considered to involve an inventive step when the document is taken alone
"E" earlier document published on or after the international filing date	"Y"	document of particular relevance; the claimed invention cannot be considered to involve an inventive step when the document is combined with one or more other such documents, such combination being obvious to a person skilled in the art
"L" document which may throw doubts on priority claim(s) or which is cited to establish the publication date of another citation or other special reason (as specified)	"&"	document member of the same patent family
"O" document referring to an oral disclosure, use, exhibition or other means		
"P" document published prior to the international filing date but later than the priority date claimed		
Date of the actual completion of the international search	Date of mailing of the international search report	
04 JUNE 2002	15 JUL 2002	
Name and mailing address of the ISA/US Commissioner of Patents and Trademarks Box PCT Washington, D.C. 20231 Facsimile No. (703) 305-3230	Authorized officer CONGVAN TRAN Telephone No. (703) 305-5318	

INTERNATIONAL SEARCH REPORT

International application No.
PCT/US02/11731

A. CLASSIFICATION OF SUBJECT MATTER:

US CL :

455/ 403, 422, 436, 439, 450, 452; 370/ 310, 321, 329, 331, 332.