



US00D467212S

(12) **United States Design Patent**  
Noriega

(10) **Patent No.:** **US D467,212 S**

(45) **Date of Patent:** **\*\* Dec. 17, 2002**

(54) **WHEEL**  
(75) **Inventor:** Frank Noriega, Pico Rivera, CA (US)  
(73) **Assignee:** Mizati Luxury Alloy Wheels, Inc.,  
Paramount, CA (US)  
(\*\*) **Term:** 14 Years

D438,832 S	*	3/2001	Ong	.....	D12/209
D442,134 S	*	5/2001	Chung	.....	D12/209
D442,135 S	*	5/2001	Chrysanto et al.	.....	D12/209
D444,758 S		7/2001	Mendez	.....	D12/211
D445,084 S		7/2001	Mendez	.....	D12/211
D448,336 S		9/2001	Mendez	.....	D12/209
D455,696 S	*	4/2002	Foose	.....	D12/209
D460,939 S	*	7/2002	Chung	.....	D12/209
D461,155 S	*	8/2002	Takechi	.....	D12/209

(21) **Appl. No.:** 29/164,207  
(22) **Filed:** Jul. 19, 2002

\* cited by examiner

*Primary Examiner*—Stacia Cadmus

(51) **LOC (7) Cl.** ..... 12-16  
(52) **U.S. Cl.** ..... D12/209  
(58) **Field of Search** ..... D12/204-211;  
301/37.101, 64.101, 65

(74) *Attorney, Agent, or Firm*—Lawrence N. Ginsberg

(57) **CLAIM**

The ornamental design for a wheel, as shown and described.


(56) **References Cited**  
U.S. PATENT DOCUMENTS

**DESCRIPTION**

D388,046 S	*	12/1997	Roesianto	.....	D12/209
D425,849 S	*	5/2000	Chung	.....	D12/209
D435,006 S	*	12/2000	Brown	.....	D12/209
D438,157 S	*	2/2001	Donikoglu	.....	D12/209
D438,831 S	*	3/2001	McMath	.....	D12/209

FIG. 1 is a front perspective view of a wheel, showing my new design;  
FIG. 2 is a front view thereof; and,  
FIG. 3 is a side view thereof.

**1 Claim, 2 Drawing Sheets**






FIG. 1




FIG. 3

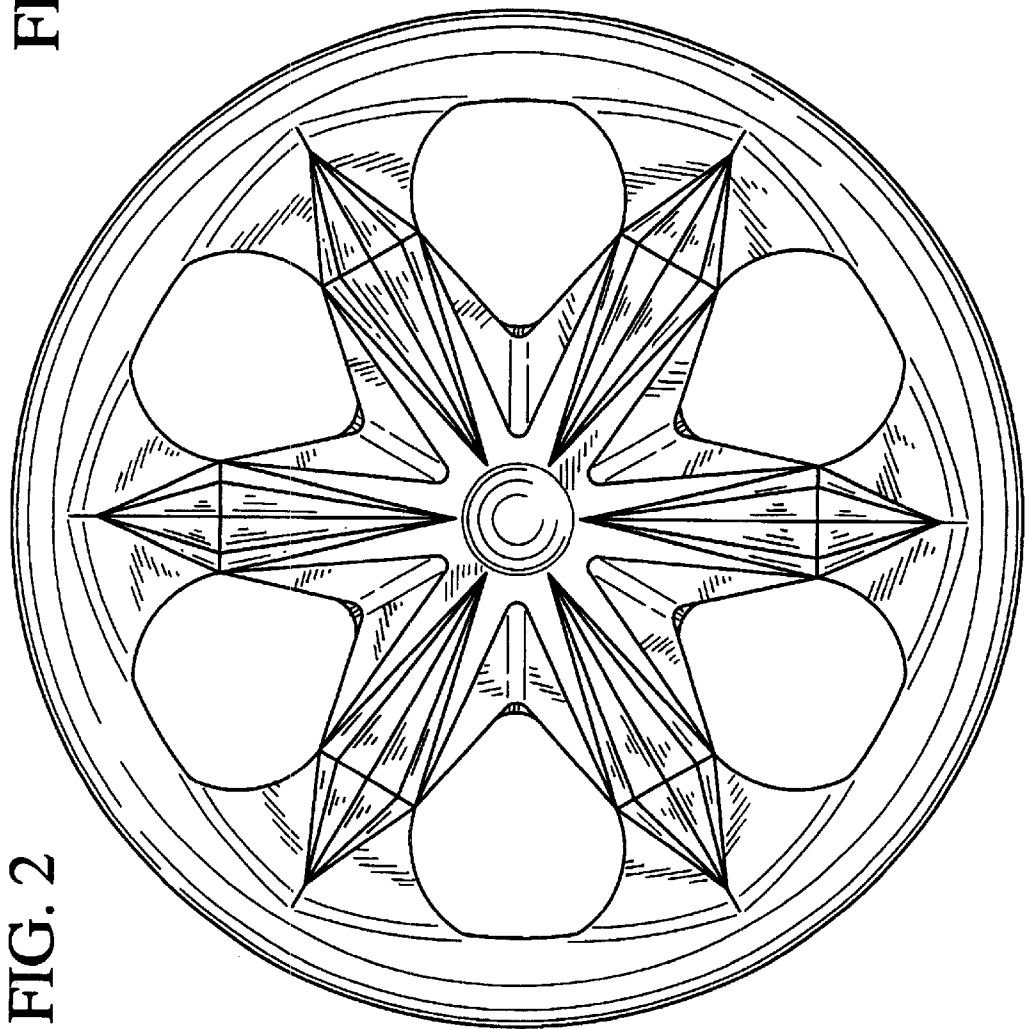


FIG. 2