United States Patent [19]

Taylor

[11] **Patent Number: Des. 299,136**

[45] **Date of Patent: ** Dec. 27, 1988**

[54] HOUSING FOR A TELEPHONE HANDSET OR SIMILAR ARTICLE

[75] Inventor: **Terrance N. Taylor**, Cary, Ill.

[73] Assignee: **Motorola, Inc.**, Schaumburg, Ill.

[**] Term: **14 Years**

[21] Appl. No.: **67,860**

[22] Filed: **Jun. 29, 1987**

[52] **U.S. Cl.** **D14/63**; D14/64; D14/67

[58] **Field of Search** D14/53, 63, 64; 379/419, 428, 433, 436, 440; 455/89, 90

[56] **References Cited**

U.S. PATENT DOCUMENTS

D. 246,043	10/1977	Taylor	D14/53
D. 246,103	10/1977	Taylor	D14/53
D. 248,758	8/1978	Krolopp et al.	D14/53
D. 270,835	10/1983	Taylor	D14/64
D. 271,491	11/1983	Taylor	D14/76
D. 278,053	3/1985	Menn et al.	D14/64 X
D. 279,004	5/1985	Ryan	D14/64 X
D. 283,707	5/1986	Goodin et al.	D14/60 X
D. 285,439	9/1986	Nagele	D14/63 X
D. 286,778	11/1986	Beaumont	D14/64
D. 287,487	12/1986	Sasaki et al.	D14/53
D. 288,442	2/1987	Brown	D14/63
D. 291,564	8/1987	Kajita	D14/60 X
D. 292,578	11/1987	Taylor	D14/66 X
D. 292,920	11/1987	Taylor	D14/66 X
D. 297,009	8/1988	Grambush et al.	D14/64

Primary Examiner—Horace B. Fay, Jr.

Attorney, Agent, or Firm—Rolland R. Hackbart

[57] **CLAIM**

The ornamental design for a housing for a telephone handset or similar article, as shown and described.

DESCRIPTION

FIG. **1** is a front, top and right side perspective view of a housing for a telephone handset or similar article showing my new design;

FIG. **2** is a left side elevational view thereof;

FIG. **3** is a bottom plan view; and,

FIG. **4** is a rear elevational view thereof.

The broken line showing of pushbutton tops in FIG. **1** is for illustrative purposes only and forms no part of the claimed design.

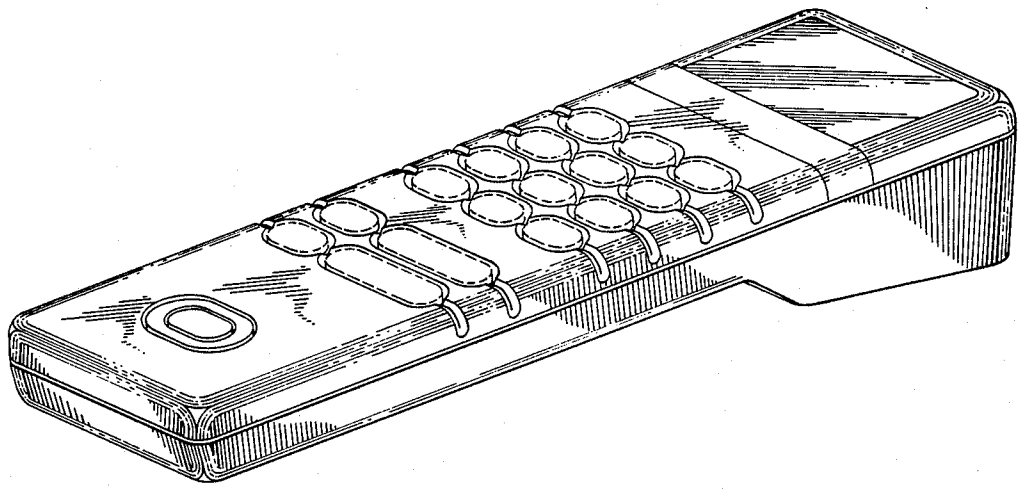

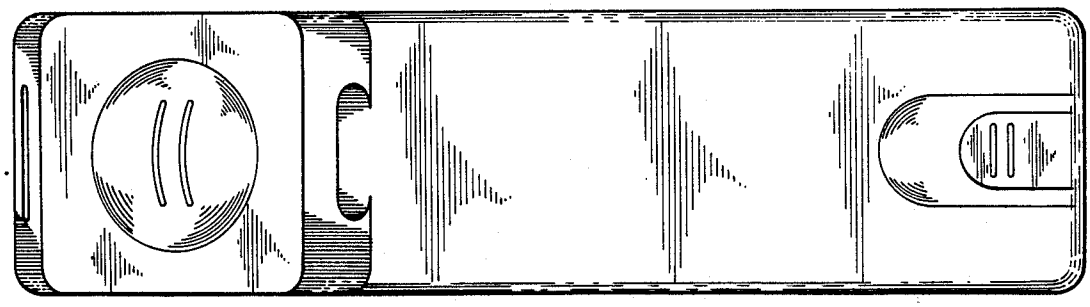

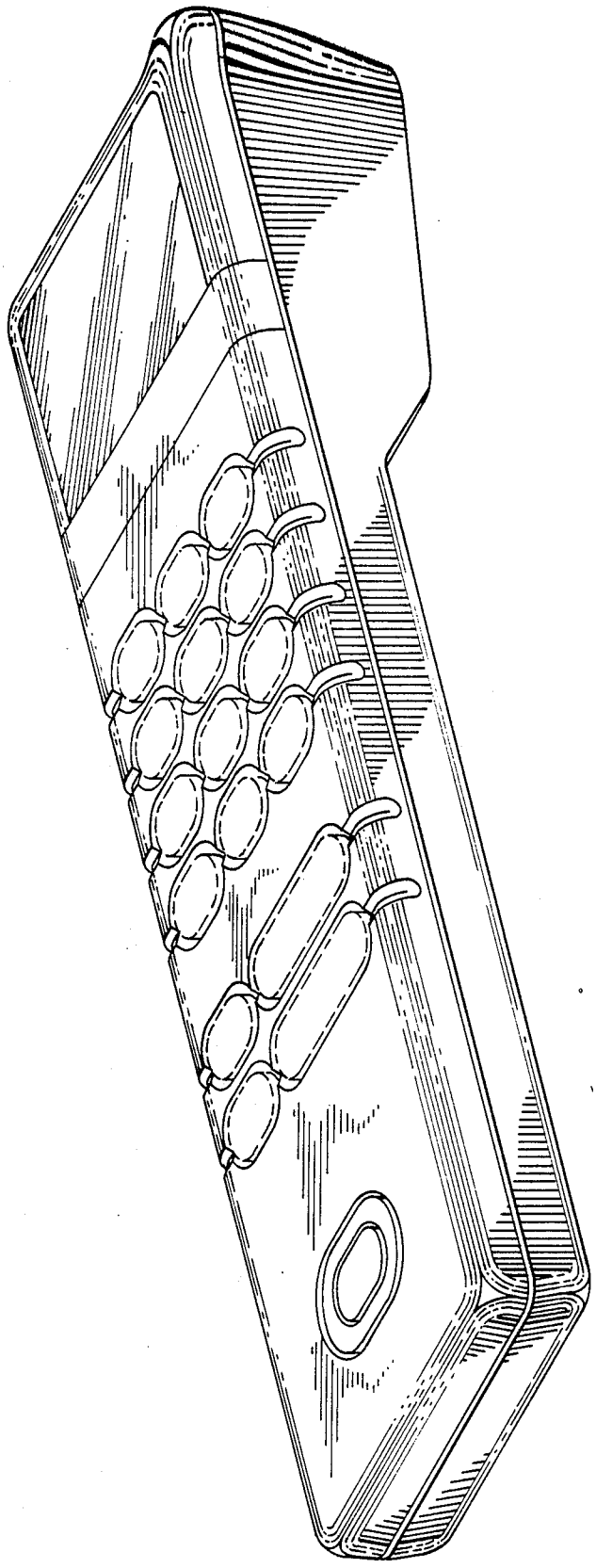

FIG. 1

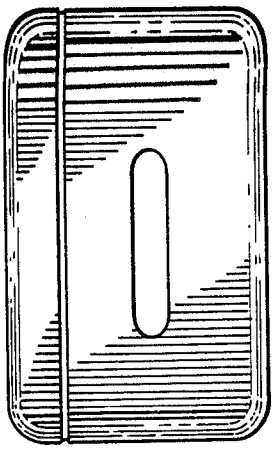

FIG. 3

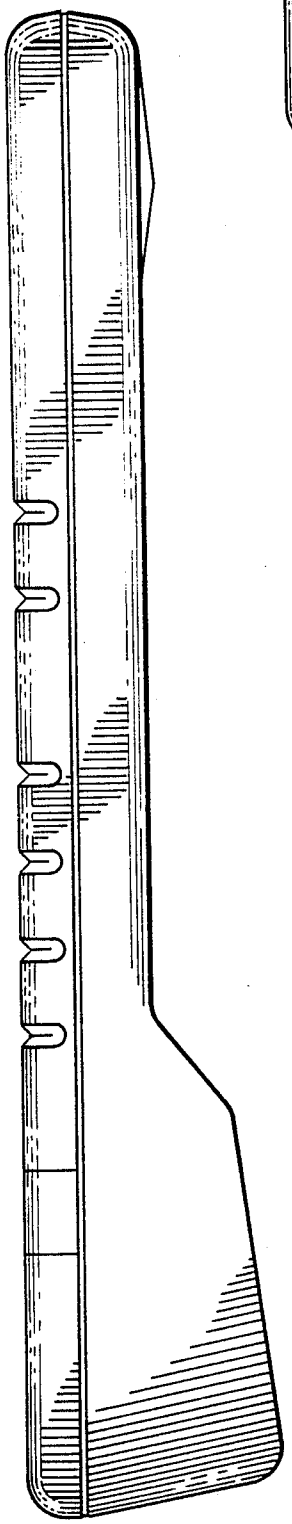

FIG. 2



FIG. 4