



US00D769983S

(12) **United States Design Patent**  
**Betsui et al.**

(10) **Patent No.:** **US D769,983 S**

(45) **Date of Patent:** **\*\* Oct. 25, 2016**

(54) **MEDAL TOY**

(71) Applicant: **BANDAI CO., LTD.**, Tokyo (JP)

(72) Inventors: **Hiroshi Betsui**, Tokyo (JP); **Yuzo Shimomura**, Tokyo (JP)

(73) Assignee: **BANDAI CO., LTD.**, Tokyo (JP)

(\*\*) Term: **15 Years**

(21) Appl. No.: **29/541,344**

(22) Filed: **Oct. 2, 2015**

(30) **Foreign Application Priority Data**

Apr. 3, 2015 (JP) ..... 2015-007582

(51) **LOC (10) Cl.** ..... **21-01**

(52) **U.S. Cl.**

USPC ..... **D21/398**; D11/95

(58) **Field of Classification Search**

USPC ..... D21/334, 338-346, 350-361, 362, 385,  
D21/386, 390, 392, 397, 398, 404, 441, 475,  
D21/476, 478, 483, 488, 489, 492, 493, 512,  
D21/531, 811-813; D11/95-116, 40,  
D11/44-85, 132-140, 200-241;  
D20/28-38, 42, 43; D14/435-438;  
446/26-28; 40/1.5, 1.6, 27.5, 315

CPC ..... A44C 3/00-3/008; A63H 33/00;  
A63H 33/30; A63H 33/42; A44B 1/06;  
A44B 1/08; A44B 1/14

See application file for complete search history.

(56) **References Cited**

**U.S. PATENT DOCUMENTS**

D25,544 S \* 5/1896 Brown ..... D11/108  
784,077 A \* 3/1905 Smith et al. .... A44C 3/001  
273/153 R  
D38,631 S \* 6/1907 Freund-Balla ..... D11/111  
1,293,137 A \* 2/1919 McAdoo ..... A44C 3/001  
24/3.1

D65,785 S \* 10/1924 Meyers ..... D11/116  
D75,393 S \* 5/1928 Sullivan ..... D11/116  
D90,768 S \* 9/1933 Hutchison ..... D11/116  
D93,165 S \* 8/1934 Hirsh ..... D11/218  
D113,387 S \* 2/1939 Kerr ..... D11/116  
D118,028 S \* 12/1939 Vaisey ..... D11/95  
D134,529 S \* 12/1942 Hurley, Jr. .... D11/107  
3,468,045 A \* 9/1969 Keller ..... A44C 1/00  
40/1.5  
D250,008 S \* 10/1978 Zelenko ..... D11/102  
D283,410 S \* 4/1986 De Rosa ..... D11/41  
4,597,206 A \* 7/1986 Benson ..... A44C 3/001  
24/103

(Continued)

**FOREIGN PATENT DOCUMENTS**

CN 3393525 \* 9/2004  
CN 301999243 \* 7/2012  
CN 303051117 \* 12/2014  
JP D1514387 \* 12/2014

*Primary Examiner* — Catherine Tuttle

(74) *Attorney, Agent, or Firm* — Rabin & Berdo, P.C.

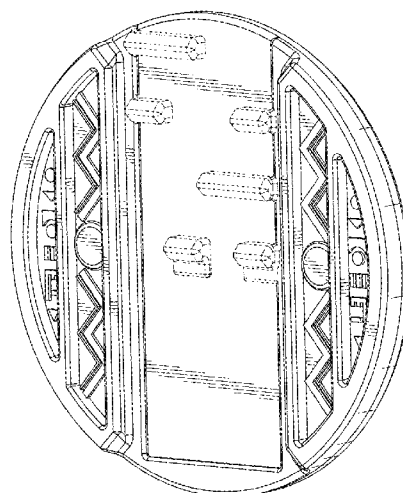
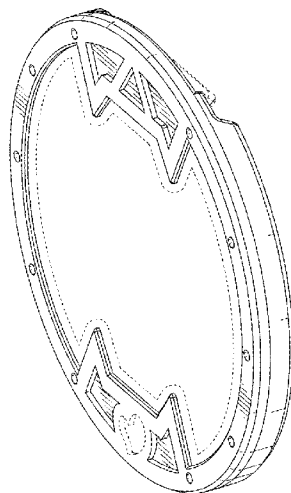
(57) **CLAIM**

The ornamental design for a medal toy, as shown and described.

**DESCRIPTION**

FIG. 1 is a front perspective view of a medal toy;  
FIG. 2 is a rear perspective view thereof;  
FIG. 3 is a front view thereof;  
FIG. 4 is a rear view thereof;  
FIG. 5 is a top view thereof;  
FIG. 6 is a bottom view thereof;  
FIG. 7 is a left side view thereof; and,  
FIG. 8 is a right side view thereof.  
The broken lines shown in FIGS. 1 and 3 illustrate a boundary, with the area within the boundary forming no part of the claimed design. The remainder of the broken lines showing in FIGS. 2 and 4-8 illustrate portions of the medal toy that form no part of the claimed design.

**1 Claim, 4 Drawing Sheets**



# US D769,983 S

Page 2

---

(56)

## References Cited

### U.S. PATENT DOCUMENTS

D324,501 S *	3/1992	Ilaria .....	D11/95	2003/0049391 A1 *	3/2003	Martorella .....	A44C 3/001
D523,489 S *	6/2006	Su .....	D21/390	2004/0081845 A1 *	4/2004	Liao .....	428/7
7,069,678 B2 *	7/2006	Kaneko .....	A44B 1/06	2005/0011091 A1 *	1/2005	Lin .....	A44C 3/004
			40/1.5				428/524
							A44C 3/001
							40/1.5

\* cited by examiner

FIG. 1

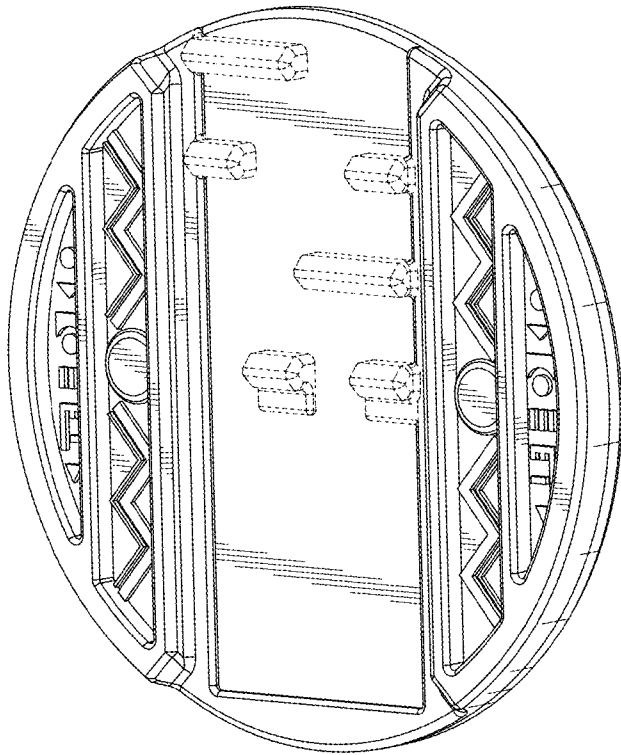
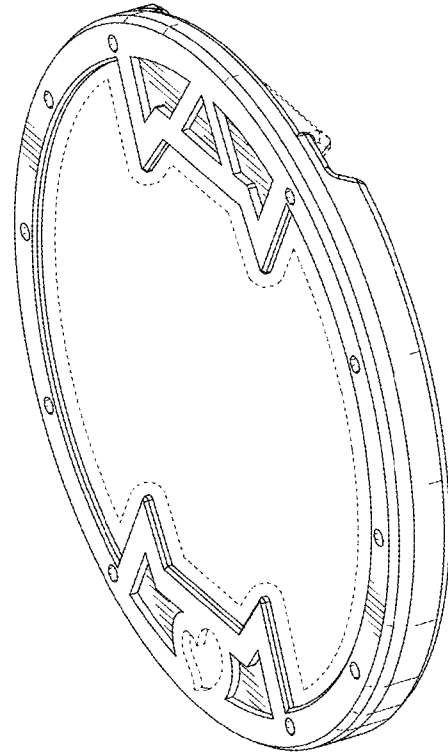


FIG. 2

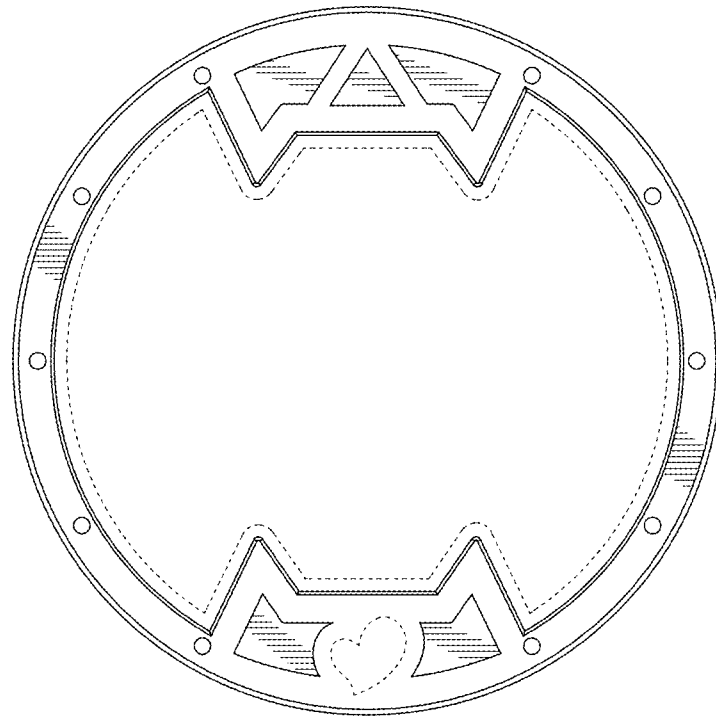


FIG. 3

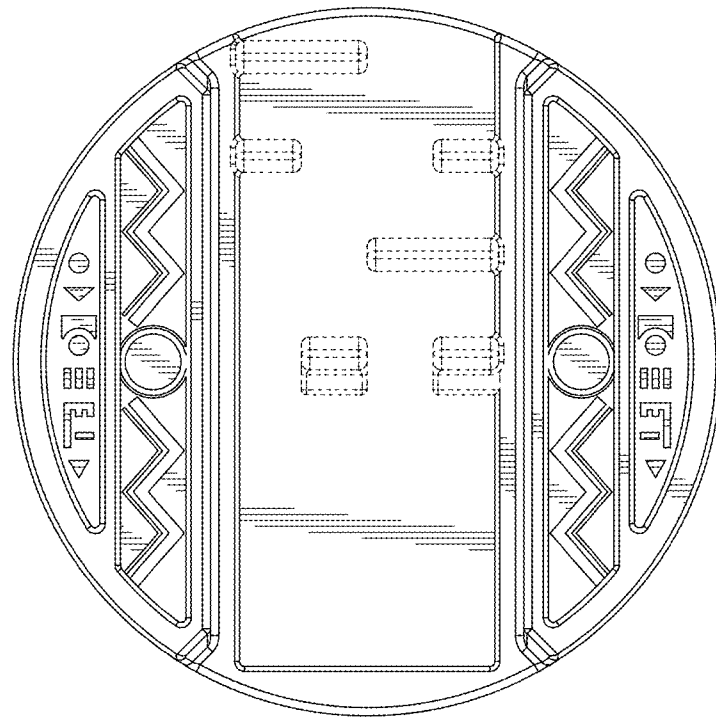


FIG. 4




FIG. 5




FIG. 6



FIG. 7

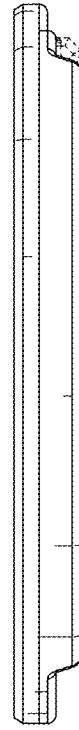


FIG. 8