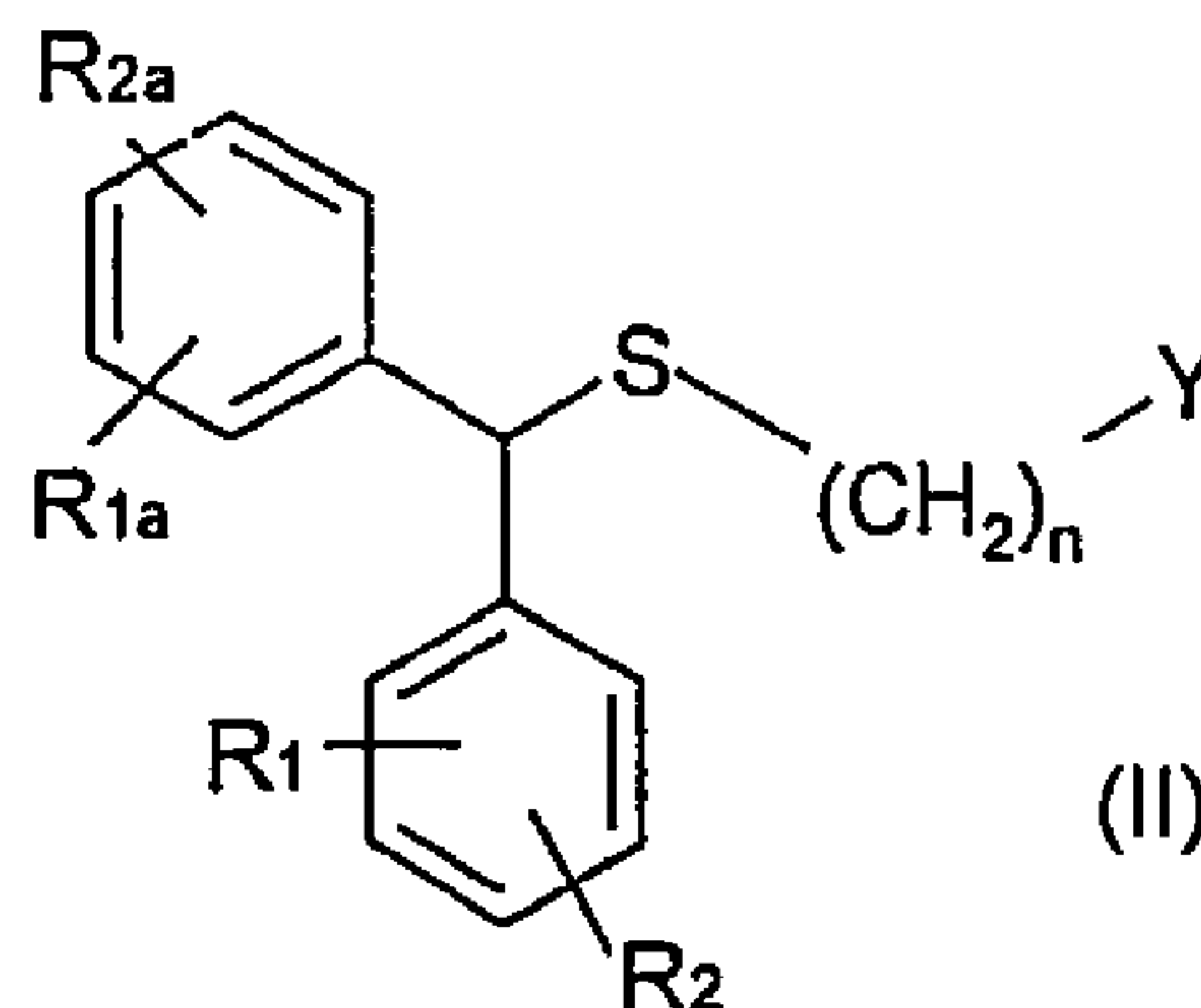
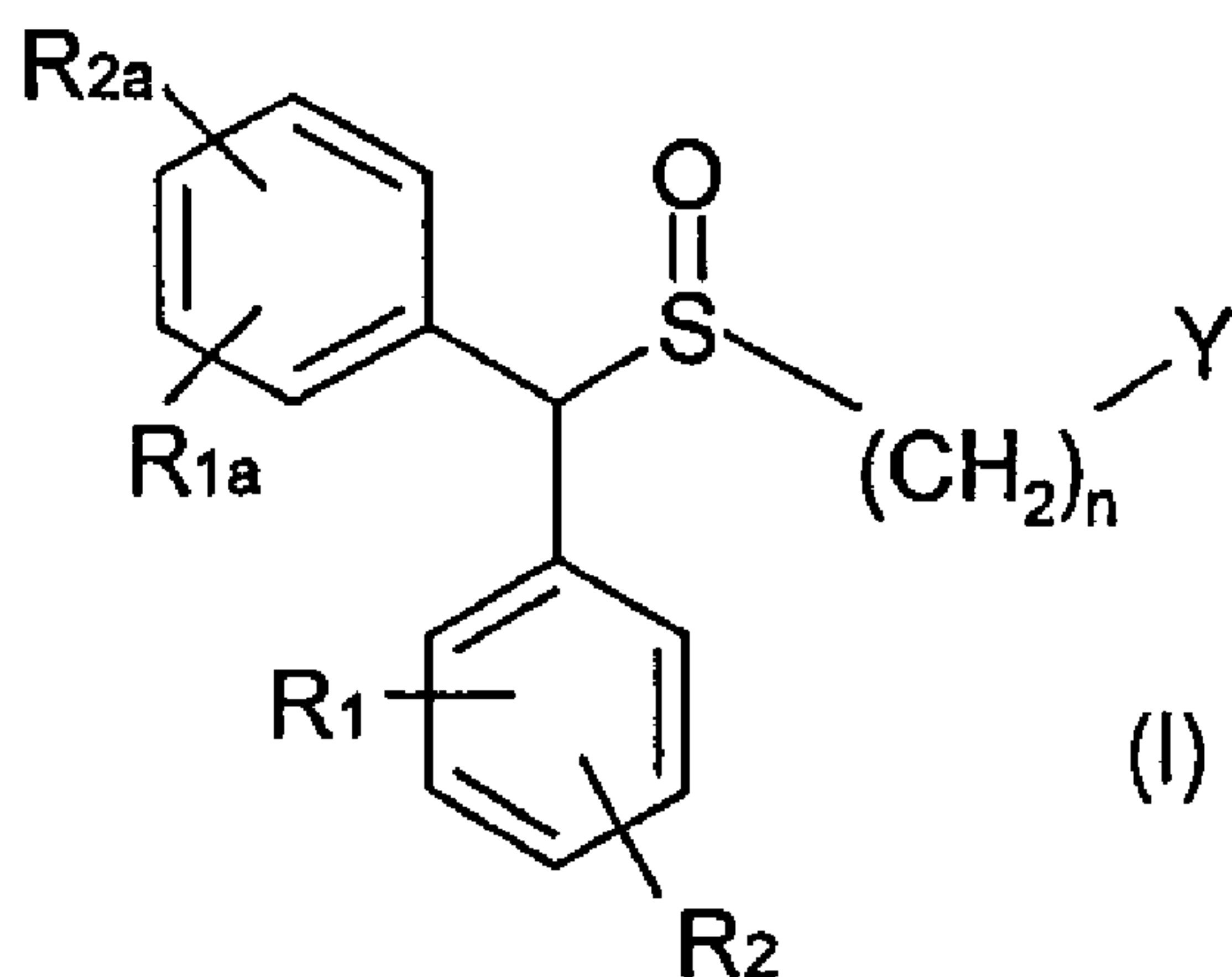




(86) Date de dépôt PCT/PCT Filing Date: 2004/09/17
(87) Date publication PCT/PCT Publication Date: 2005/03/31
(45) Date de délivrance/Issue Date: 2012/11/13
(85) Entrée phase nationale/National Entry: 2006/03/09
(86) N° demande PCT/PCT Application No.: IB 2004/003026
(87) N° publication PCT/PCT Publication No.: 2005/028428
(30) Priorités/Priorities: 2003/09/19 (EP03292312.0);
2003/10/01 (US60/507,089)

(51) Cl.Int./Int.Cl. *C07C 315/02* (2006.01),
C07C 327/28 (2006.01)
(72) Inventeurs/Inventors:
REBIERE, FRANCOIS, FR;
DURET, GERARD, FR;
PRAT, LAURENCE, FR
(73) Propriétaire/Owner:
CEPHALON FRANCE, FR
(74) Agent: ROBIC

(54) Titre : PROCEDE DE SYNTHESE ENANTIO-SELECTIVE D'ENANTIOMERES UNIQUES DE MODAFINIL PAR
OXYDATION ASYMETRIQUE
(54) Title: PROCESS FOR ENANTIOSELECTIVE SYNTHESIS OF SINGLE ENANTIOMERS OF MODAFINIL BY
ASYMMETRIC OXIDATION



(57) Abrégé/Abstract:

The invention relates to a method for preparing a sulfoxide compound of formula (I) either as a single enantiomer or in an enantiomerically enriched form, comprising the steps of : a) contacting a pro-chiral sulfide of formula (II) with a metal chiral complex, a base and an oxidizing agent in an organic solvent ; and optionally b) isolating the obtained sulfoxide of formula (I), wherein n, Y, R₁, R_{1a}, R₂ and R_{2a} are as defined in claim 1.



(12) INTERNATIONAL APPLICATION PUBLISHED UNDER THE PATENT COOPERATION TREATY (PCT)

(19) World Intellectual Property
Organization
International Bureau



(43) International Publication Date
31 March 2005 (31.03.2005)

PCT

(10) International Publication Number
WO 2005/028428 A1

(51) International Patent Classification⁷: **C07C 315/02**,
327/28

(74) Agents: **BERNASCONI, Jean** et al.; Cabinet LAVOIX, 2,
Place d'Estienne d'Orves, F-75441 Paris Cedex 09 (FR).

(21) International Application Number:
PCT/IB2004/003026

(81) Designated States (*unless otherwise indicated, for every kind of national protection available*): AE, AG, AL, AM, AT, AU, AZ, BA, BB, BG, BR, BW, BY, BZ, CA, CH, CN, CO, CR, CU, CZ, DE, DK, DM, DZ, EC, EE, EG, ES, FI, GB, GD, GE, GH, GM, HR, HU, ID, IL, IN, IS, JP, KE, KG, KP, KR, KZ, LC, LK, LR, LS, LT, LU, LV, MA, MD, MG, MK, MN, MW, MX, MZ, NA, NI, NO, NZ, OM, PG, PH, PL, PT, RO, RU, SC, SD, SE, SG, SK, SL, SY, TJ, TM, TN, TR, TT, TZ, UA, UG, US, UZ, VC, VN, YU, ZA, ZM, ZW.

(22) International Filing Date:
17 September 2004 (17.09.2004)

(25) Filing Language: English

(26) Publication Language: English

(30) Priority Data:
03292312.0 19 September 2003 (19.09.2003) EP
60/507,089 1 October 2003 (01.10.2003) US

(84) Designated States (*unless otherwise indicated, for every kind of regional protection available*): ARIPO (BW, GH, GM, KE, LS, MW, MZ, NA, SD, SL, SZ, TZ, UG, ZM, ZW), Eurasian (AM, AZ, BY, KG, KZ, MD, RU, TJ, TM), European (AT, BE, BG, CH, CY, CZ, DE, DK, EE, ES, FI, FR, GB, GR, HU, IE, IT, LU, MC, NL, PL, PT, RO, SE, SI, SK, TR), OAPI (BF, BJ, CF, CG, CI, CM, GA, GN, GQ, GW, ML, MR, NE, SN, TD, TG).

(71) Applicant (*for all designated States except US*):
CEPHALON FRANCE [FR/FR]; 20 rue Charles
Martigny, F-94704 Maisons-Alfort Cedex (FR).

(72) Inventors; and

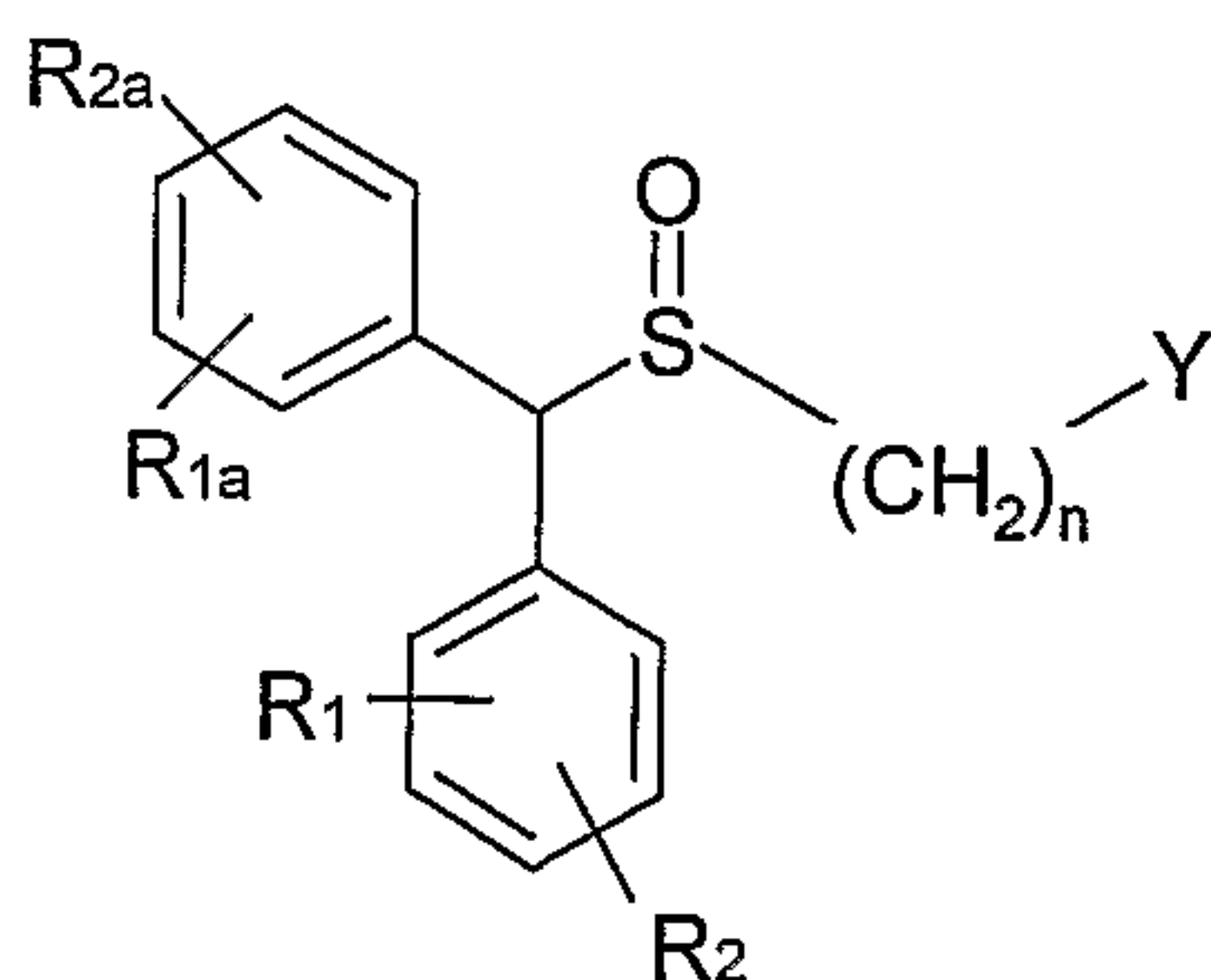
(75) Inventors/Applicants (*for US only*): **REBIERE, François** [FR/FR]; 105 rue du Colonel Fabien, F-92160 Antony (FR). **DURET, Gérard** [FR/FR]; 103 rue de Bellevue, F-92100 Boulogne (FR). **PRAT, Laurence** [FR/FR]; 54 rue du Poisson au Gué, F-13800 Istres (FR).

Published:

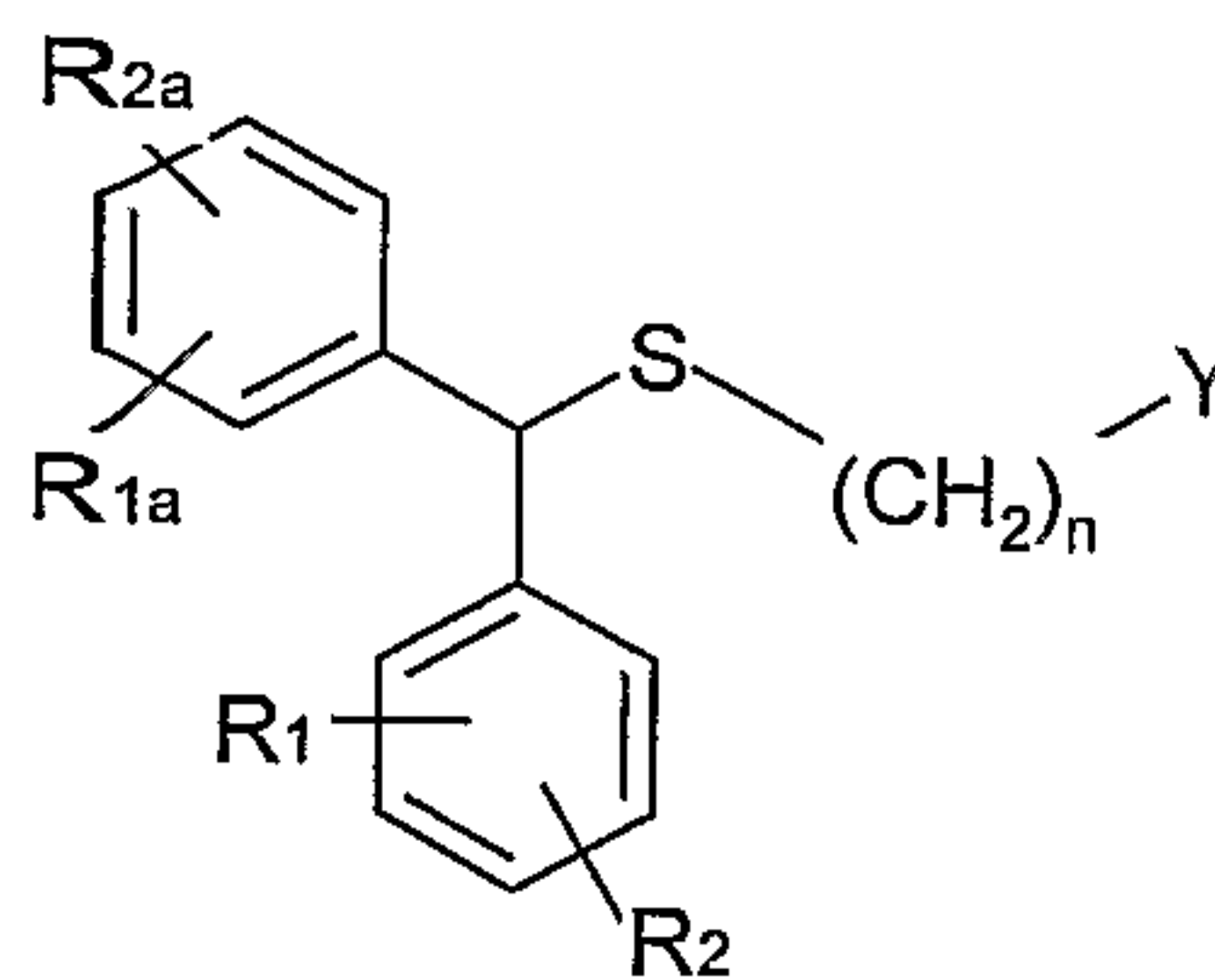
— with international search report

For two-letter codes and other abbreviations, refer to the "Guidance Notes on Codes and Abbreviations" appearing at the beginning of each regular issue of the PCT Gazette.

(54) Title: PROCESS FOR ENANTIOSELECTIVE SYNTHESIS OF SINGLE ENANTIOMERS OF MODAFINIL BY ASYMMETRIC OXIDATION



(I)



(II)

(57) Abstract: The invention relates to a method for preparing a sulfoxide compound of formula (I) either as a single enantiomer or in an enantiomerically enriched form, comprising the steps of : a) contacting a pro-chiral sulfide of formula (II) with a metal chiral complex, a base and an oxidizing agent in an organic solvent ; and optionally b) isolating the obtained sulfoxide of formula (I), wherein n, Y, R₁, R_{1a}, R₂ and R_{2a} are as defined in claim 1.

WO 2005/028428 A1

**Process for enantioselective synthesis of single enantiomers
of modafinil by asymmetric oxidation**

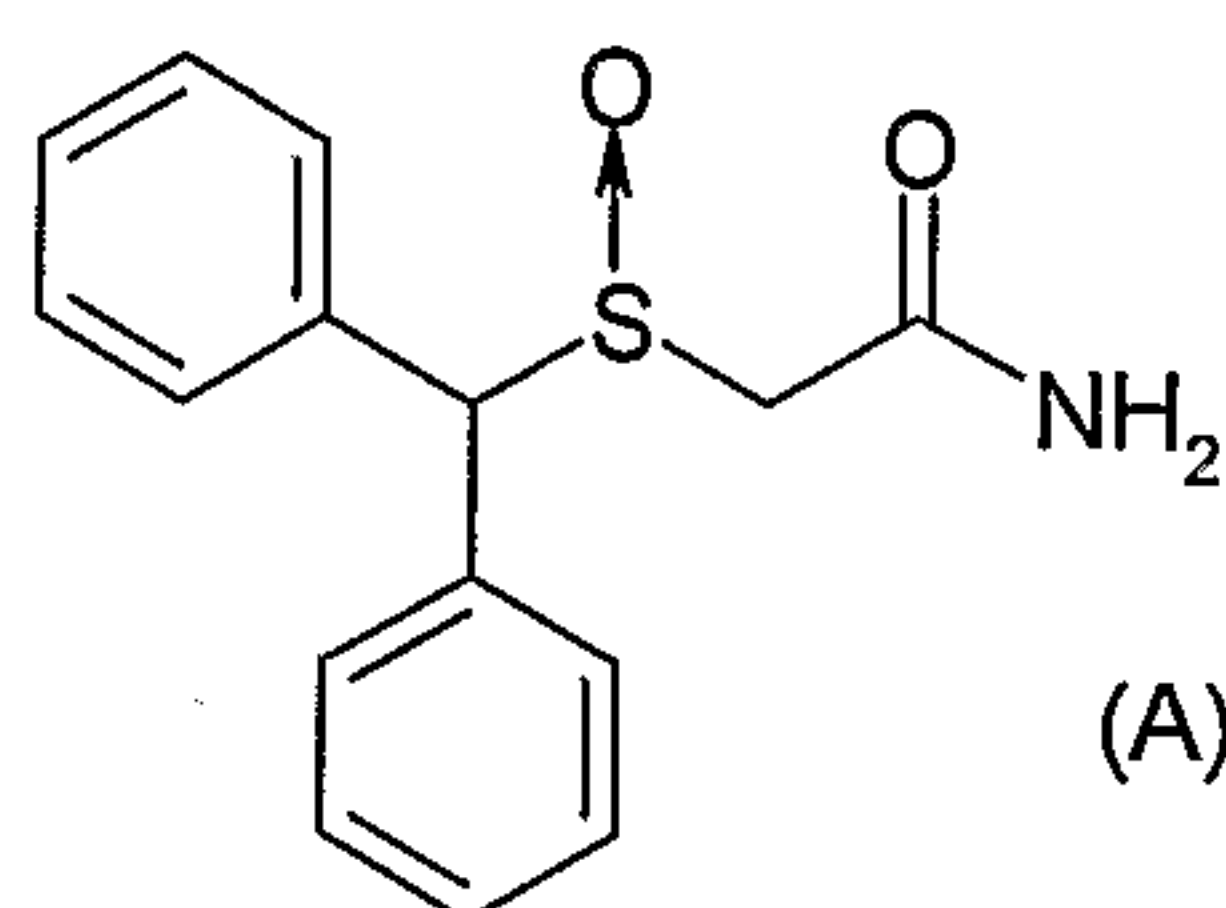
Technical field

The present invention relates to a process for enantioselective synthesis of the single enantiomers or an enantiomerically enriched form of modafinil and other structurally related compounds.

5

Background of the invention and prior art

Modafinil ($C_{15}H_{15}NO_2S$) of formula (A), also known as 2-(benzhydrylsulphonyl) acetamide or 2-[(diphenylmethyl)sulphonyl]acetamide, is a synthetic acetamide derivative with wake promoting activity, the structure and synthesis of which has
10 been described in US patent n° 4,177,290.



Modafinil has a stereogenic center at the sulphur atom and thus exists as two optical isomers, i. e. enantiomers.

Modafinil in its racemic form has been approved by the United States Food and
15 Drug Administration for use in the treatment of excessive daytime sleepiness associated with narcolepsy.

US Patent n° 4,927,855 is related to modafinil enantiomers and particularly to the levorotary isomer and its use to treat depression and disorders present in patients suffering from Alzheimer disease.

20 According to this document, these enantiomers of modafinil are obtained by a process involving a chiral resolution method, which implies salt formation of the racemate of modafinic acid, also called benzhydrylsulphonyl acetic acid, with (-)- α -methylbenzylamine, a chiral, optically pure amine. The diastereoisomers obtained are then separated and finally one of the separated diastereoisomers is
25 converted into the optically pure modafinic acid in a hydrolytic, or bond cleavage. The levorotary isomer of modafinic acid is thus obtained with very poor yields of about 21 % from racemic modafinic acid.

Subsequently, the isolated enantiomer of modafinic acid has to be further processed by esterification and amidation steps, before the single enantiomer of modafinil can be obtained.

Thus, the modafinil enantiomer is obtained with a yield of about 6 % from
5 racemic modafinic acid, calculated on the basis of the yield of each step.

Considering alternative ways of obtaining enantiomerically pure modafinil, various metal-catalyzed enantioselective oxidations or stoichiometric transition-metal-promoted asymmetric reactions were described in the literature to prepare chiral sulphoxides by chemical oxidation of the corresponding sulphides (Kagan H. B. In
10 "Catalytic Asymmetric Synthesis" ; Ojima I., Ed. VCH : New York 1993, 203-226 ; Madesclaire M., Tetrahedron 1986; 42, 5459-5495 ; Procter D. J., Chem. Soc. PerkinTrans 1999 ; 835-872 ; Fernandez I. et al., Chem. Review 2002 ; A-BC). Metal-catalyzed enantioselective oxidations involve a metal catalyst complexed with a chiral ligand such as diethyl tartrate, C₂-symmetric diols or C₃-symmetric chiral
15 trialkanolamine titanium(IV) complexes, C₃-symmetric trialkanolamine zirconium(IV) complex, chiral (salen) manganese(III) complex, chiral (salen) vanadium(IV) complex in the presence of various oxidants such as H₂O₂, tert-butyl hydroperoxide, cumene hydroperoxide. Methods based on chiral oxaziridines have also been used in the chemical oxidation of sulphides.

20 Some enzymatic methods for the asymmetric synthesis of fine chemicals were described in Kaber K. in "Biotransformations in Organic Chemistry", Springer Ed. 3rd ed. 1997 and reviewed by Fernandez I. et al. (Chem. Review 2002, A-BC). As an example, thioethers can be asymmetrically oxidized both by bacteria [e.g. *Corynebacterium equi* (Ohta H. et al. Agrig. Biol. Chem. 1985 ; 49:2229),
25 *Rhodococcus equi* (Ohta H. et al. Chem. Lett. 1989 ; 625)] and fungi [*Helminthosporium* sp., *Mortierella isabellina* sp. (Holland HL. et al. Bioorg. Chem. 1983; 12:1)]. A large variety of aryl alkyl thioethers were oxidized to yield sulphoxides with good to excellent optical purity [(Ohta H. et al. Agrig. Biol. Chem. 1985; 49:671; Abushanab E. et al., Tetrahedron Lett. 1978; 19:3415; Holland HL. et al. Can. J.
30 Chem. 1985 ; 63:1118)]. Mono-oxygenases and peroxidases are important class of enzymes able to catalyse the oxidation of a variety of sulphides into sulphoxides (Colonna S. et al. Tetrahedron: Asymmetry 1993 ; 4:1981). The stereochemical

outcome of the enzymatic reactions has been shown to be highly dependant on the sulphide structure.

As an other alternative of the enzymatic approach, optically pure methyl arylsulphinyllacetates with high enantiomeric excess (>98 %) obtained by lipase-catalyzed resolution of the corresponding racemate were also described (Burgess K. *et al.* Tetrahedron Letter 1989; 30 : 3633).

As an enantioselective oxidation method, an asymmetric sulphide oxidation process has been developed by Kagan and co-workers (Pitchen, P ; Deshmukh, M., Dunach, E. ; Kagan, H. B. ; J. Am. Chem. Soc., 1984 ; 106, 8188-8193). In this process for asymmetric oxidation of sulphides to sulfoxides, the oxidation is performed by using tert-butyl hydroperoxide (TBHP) as oxidizing agent in the presence of one equivalent of a chiral complex obtained from $\text{Ti}(\text{OiPr})_4$ / (+) or (-) diethyl tartrate/water in the molar ratio 1:2:1.

The general procedure for sulphide oxidation according to Kagan comprises first preforming the chiral complex at room temperature in methylene chloride before adding the sulphide. Then, the oxidation reaction is effected at -20°C in the presence of tert-butyl hydroperoxide.

The direct oxidation of a variety of sulphides, notably for arylalkyl sulphides into optically active sulfoxides, with an enantiomeric excess (ee), in the range of 80-90%, can be achieved by this method.

More specifically, Kagan and co-workers reported that sulfoxide products could be obtained with high enantioselectivity when sulphides bearing two substituents of very different size were subjected to an asymmetric oxidation. For instance, when aryl methyl sulphides were subjected to oxidation, it was possible to obtain the aryl methyl sulfoxides in an enantiomeric excess (ee) of more than 90 %.

Notably, cyclopropylphenyl sulfoxide is formed with 95 % ee by this method.

However, asymmetric oxidation of functionalized sulphides, notably those bearing an ester function, was found to proceed with moderate enantioselectivity under these conditions.

Thus, compounds bearing on the stereogenic center, i. e. the sulphur atom, an alkyl moiety with an ester function close to the sulphur atom, such as methylphenylthioacetate, ethylmethylthioacetate and methylmethylthiopropionate,

are reported with ee of only 63-64 % (H. B. Kagan, Phosphorus and Sulphur, 1986 ; 27, 127-132).

Similarly, oxidation of the aryl methyl sulphides with a methyl ester function in the ortho position of the aryl group yields low enantiomeric excess (60 %) and yield
5 (50 %) as compared to the para substituted compound (ee 91 %, yield 50 %) or to the p-tolyl methyl sulphide (ee 91 %, yield 90 %) (Pitchen, P et al., J. Am. Chem. Soc., 1984 ; 106, 8188-8193).

Hence, even when the substituents on the sulphur atom differ in size, the presence of an ester function close to the sulphur atom strongly affects the
10 enantioselectivity of the asymmetric oxidation.

These results also show that the enantioselectivity of this process highly depends on the structure and notably on the functionality of the substrate. More specifically, oxidation of sulphides bearing an ester function close to the sulphur gives little asymmetric induction.

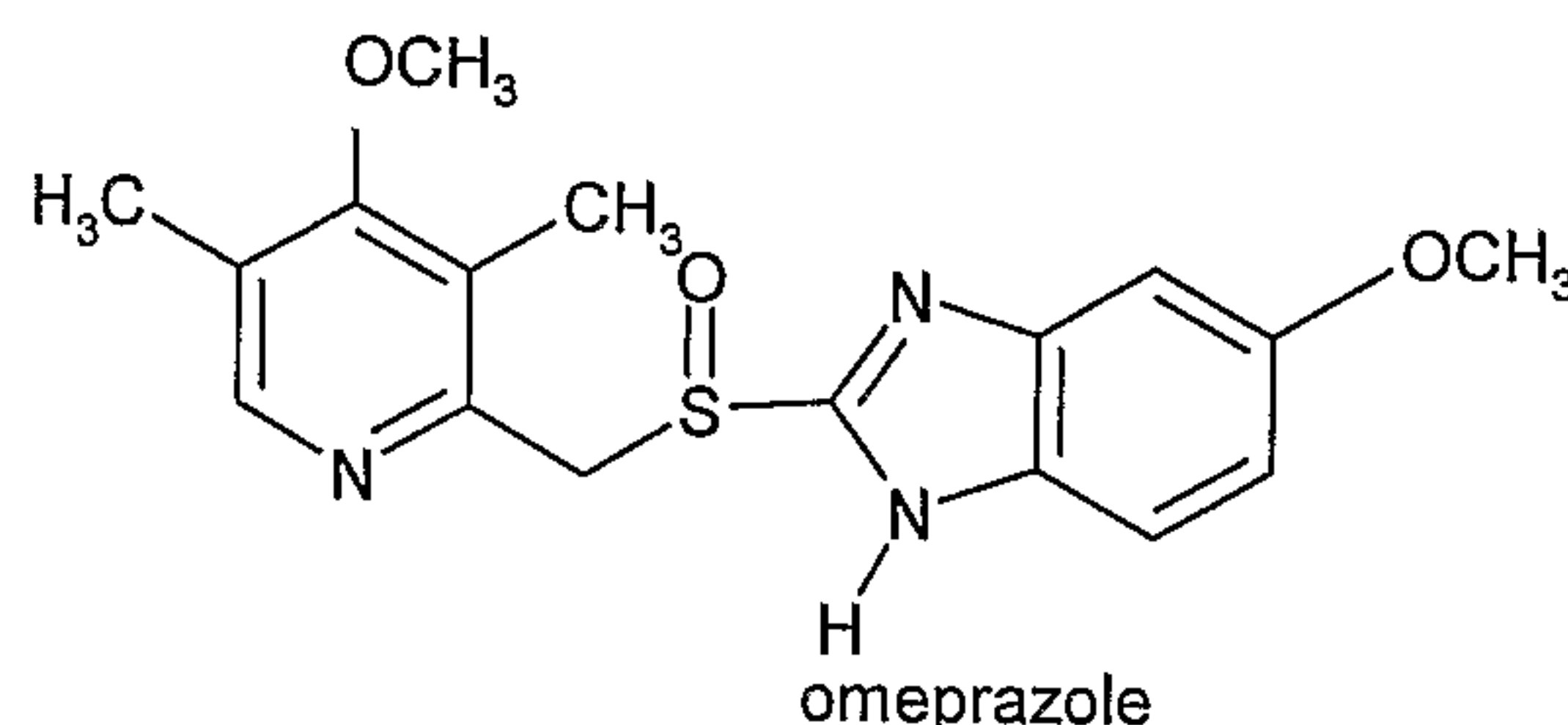
15 Similarly, none of the enantioselective reactions so far reported in the literature deals with substrates bearing an acetamide or acetic acid moiety directly linked to the sulphur atom.

There have been attempts to improve the enantioselectivity by modifying some conditions for asymmetric oxidation of sulphides. For example, Kagan and co-
20 workers (Zhao, S. ; Samuel O. ; Kagan, H. B., Tetrahedron 1987; 43, (21), 5135-5144) found that the enantioselectivity of oxidation could be enhanced by using cumene hydroperoxide instead of tert-butyl hydroperoxide (ee up to 96 %). However, these conditions do not solve the problem of oxidation of sulphides bearing ester, amide or carboxylic acid functions close to the sulphur atom.

25 Thus, the applicant obtained crude (-)-modafinil with a typical enantiomeric excess of at most about 42 % with the above method using the conditions described by Kagan H. B. (Organic Syntheses, John Wiley and Sons INC. ed.1993, vol. VIII, 464-467) (refer to Example 17, comparative Example 1 below).

H. Cotton and co-workers (Tetrahedron : Asymmetry 2000; 11, 3819-3825)
30 recently reported a synthesis of the (S)-enantiomer of omeprazole via asymmetric oxidation of the corresponding prochiral sulphide. Omeprazole, also called 5-methoxy-2-[[[4-methoxy-3,5-dimethyl-2pyridinyl)methyl]-sulphinyl]-1H-benzimidazole is represented by the following formula :

5



The asymmetric oxidation was achieved by titanium-mediated oxidation with cumene hydroperoxide (CHP) in the presence of (S,S)-(-) diethyl tartrate [(S,S)-(-)-DET]. The titanium complex was prepared in the presence of the prochiral sulphide and/or during a prolonged time and by performing the oxidation in the presence of N,N-diisopropylethylamine. An enantioselectivity of > 94% was obtained by this method, whereas the Kagan's original method gives a modest enantiomeric excess of the crude product (30 %).

According to the authors, the improved enantioselectivity of this process applied to omeprazole only is probably linked to the presence of benzimidazole or imidazole group adjacent to sulphur, which steers the stereochemistry of formed sulfoxide. The authors also suggested using this kind of functionality as directing groups when synthesizing chiral sulfoxides in asymmetric synthesis.

Hence, this publication is essentially focused on omeprazole, a pro-chiral sulphide bearing substituents of approximately the same size, and including an imidazole group which is described to play an important role in the asymmetric induction.

Therefore, there is a need for an improved enantioselective process for the manufacture of optically pure modafinil as well as other structurally related sulfoxides, notably 2-(benzhydrylsulphinyl)acetic acid and 2-(benzhydrylsulphinyl) alkyl acetate which overcomes the drawbacks of the prior art and, in particular, allows high yields.

Brief description of the invention

The present invention provides a novel process for enantioselective synthesis of the single enantiomers of modafinil as well as other structurally related sulfoxides, in which process a surprisingly high enantioselectivity along with a high yield is obtained.

The novel process is characterized in that a pro-chiral sulphide is oxidized asymmetrically into a single enantiomer or an enantiomerically enriched form of the corresponding sulfoxide.

The invention also provides a process for preparing a sulfoxide as a single
5 enantiomer or an enantiomerically enriched form from the corresponding pro-chiral sulphide with high purity, advantageously with a purity greater than 99,5%-99,8%.

The expression "pro-chiral sulphide(s)", as used herein, is understood to designate sulphides which after oxidation present a stereogenic center on the sulphur atom. Sulphides having further stereogenic centers elsewhere are thus also
10 herein referred to as "pro-chiral sulphides".

This novel asymmetric oxidation process allows access to the compounds of interest with an extremely high enantiomeric excess, even if the corresponding pro-chiral sulphides are functionalized, i. e. have ester, amide, carboxylic acid or nitrile substituents.

15 The process is simple with a one step reaction making the process suitable for large scale production of enantiomeric compounds in a high yield and high enantiomeric excess.

As a further advantage, this process implements low amounts of a titanium compound as a catalyst which is environmentally non-toxic and relatively low-cost.

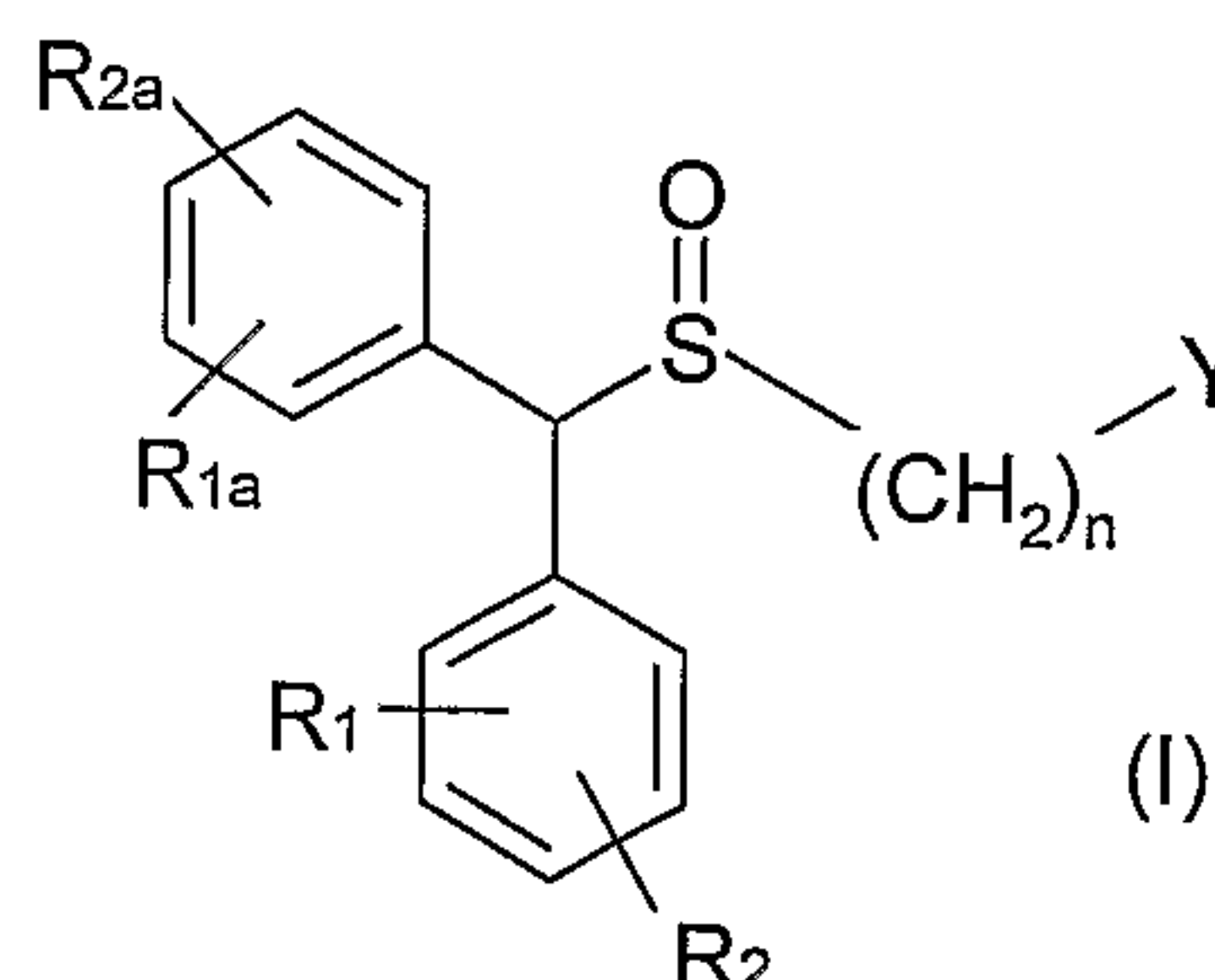
20 Advantageously, modafinil can be obtained as a single enantiomer or in an enantiomerically enriched form, more directly, without having to go through a chiral resolution method of modafinilic acid.

The invention also provides several processes for preparing modafinil as a single enantiomer or in an enantiomerically enriched form. Advantageously, these
25 processes are limited to three steps or even less when using benzhydrol or benzhydrylthiol as starting material and modafinil single enantiomer is obtained with high yields.

Detailed description of the invention

30 It has been found that the asymmetric oxidation of modafinil precursors, in particular diphenylmethylthioacetic acid, the amide and the esters thereof could be achieved with surprisingly high enantioselectivity up to 99,5 % by effecting the titanium chiral complex mediated reaction in the presence of a base.

The invention relates to a method for preparing a sulfoxide compound of formula (I) either as a single enantiomer or in an enantiomerically enriched form :

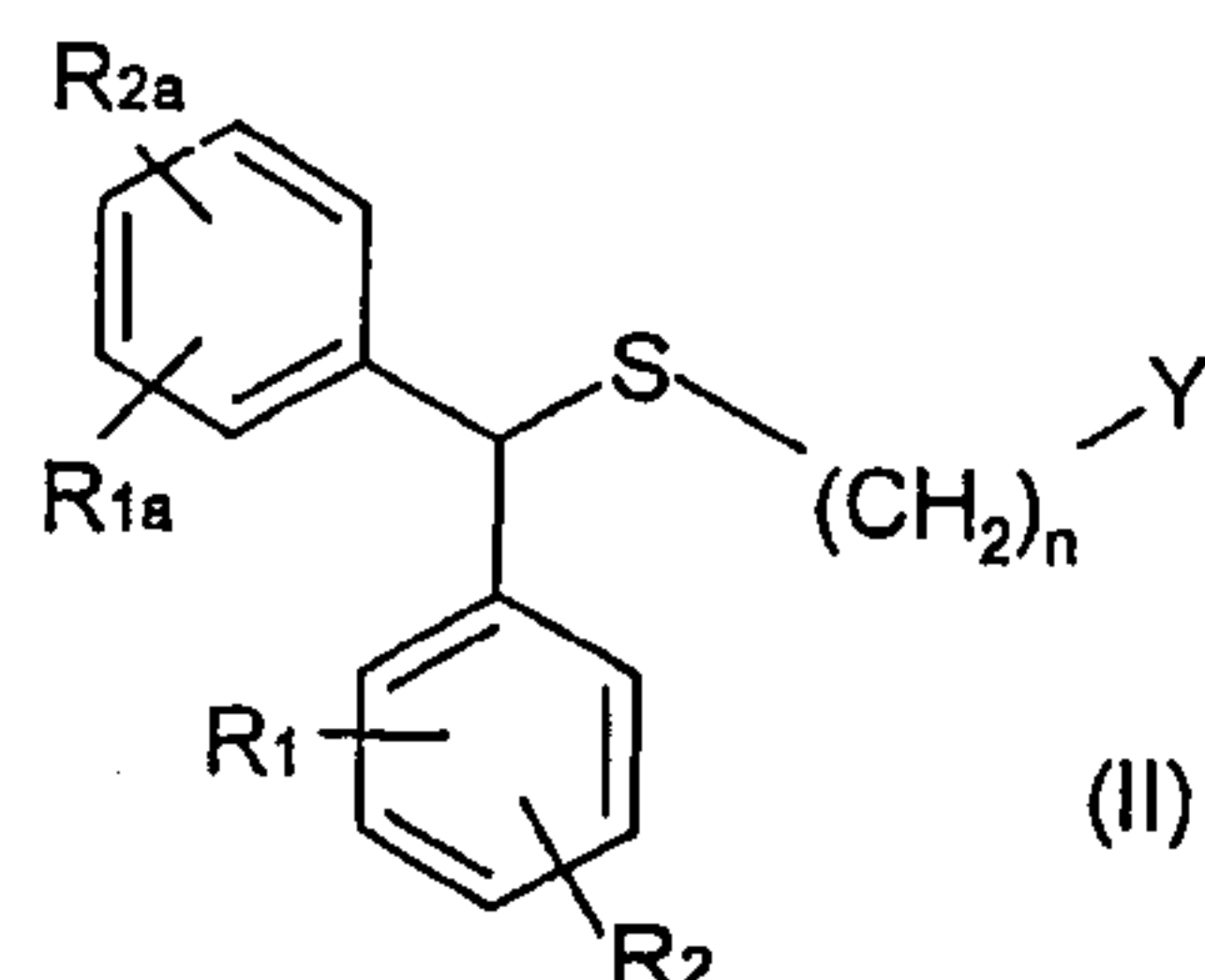


wherein:

- 5 - Y is $-\text{CN}$, $-\text{C}(=\text{O})\text{X}$ wherein X is selected from, $-\text{NR}_3\text{R}_4$, $-\text{OH}$, $-\text{OR}_5$, $-\text{NHNH}_2$;
- R_1 , R_{1a} , R_2 and R_{2a} are the same or different and are selected from H, halo, $(\text{C}_1\text{-C}_8)\text{alkyl}$, $(\text{C}_2\text{-C}_8)\text{alkenyl}$, $(\text{C}_2\text{-C}_8)\text{alkynyl}$, $(\text{C}_6\text{-C}_{10})\text{aryl}$, $(\text{C}_5\text{-C}_{10})\text{heteroaryl}$, $-\text{CN}$, $-\text{CF}_3$, $-\text{NO}_2$, $-\text{OH}$, $(\text{C}_1\text{-C}_8)\text{alkoxy}$, $-\text{O}(\text{CH}_2)_m\text{NR}_6\text{R}_7$, $-\text{OC}(=\text{O})\text{R}_8$, $-\text{OC}(=\text{O})\text{NR}_6\text{R}_7$, $-\text{C}(=\text{O})\text{OR}_8$, $-\text{C}(=\text{O})\text{R}_8$, $-\text{O}(\text{CH}_2)_m\text{OR}_8$, $-(\text{CH}_2)_m\text{OR}_8$, $-\text{NR}_6\text{R}_7$, $-\text{C}(=\text{O})\text{NR}_6\text{R}_7$;
- 10 - R_3 and R_4 are the same or different and are each selected from H, $(\text{C}_1\text{-C}_6)\text{alkyl}$, hydroxy $(\text{C}_1\text{-C}_6)\text{alkyl}$, $-\text{NHOH}$ or OH , or R_3 and R_4 may also be taken together with the N atom through which R_3 and R_4 are linked to form a 5 to 7 membered N-heterocyclic group ;
- 15 - R_5 represents alkyl, cycloalkyl, aralkyl, alkaryl, or aryl ;
- R_6 and R_7 are the same or different and selected from H, $(\text{C}_1\text{-C}_6)\text{alkyl}$, hydroxy $(\text{C}_1\text{-C}_6)\text{alkyl}$, or R_6 and R_7 may also be taken together with the N atom through which R_6 and R_7 are linked to form a 5 to 7 membered N-heterocyclic group ;
- 20 - R_8 represents H, alkyl, cycloalkyl, aralkyl, alkaryl, or aryl;
- n is 1, 2 or 3 ; and
- m is from 1, 2, 3, or 4 ;

comprising the steps of :

- 25 a) contacting a pro-chiral sulphide of formula (II)



wherein R1, R2, R1a, R2a, Y and n are as defined above,

with a metal chiral ligand complex which is a titanium, zirconium, manganese or vanadium chiral ligand complex, an organic base and an oxidizing agent in an organic solvent; and optionally

b) isolating the obtained sulfoxide of formula (I).

The method allows to prepare sulfoxides of formula (I) with an enantiomeric excess of generally more than about 80%. Advantageously, preferred enantiomeric excess is of more than 80 %, preferably of more than 90 %, more preferably of more than 95 %, and most preferably of 99 % and more.

The method allows also to prepare sulfoxides of formula (I) with a degree of purity higher than 90 %, preferably of more than 98 %, more preferably superior to 99 %.

For a pair of enantiomers, enantiomeric excess (ee) of enantiomer E1 in relation to enantiomer E2 can be calculated using the following equation :

$$\% \text{ enantiomeric excess} = \frac{(E1 - E2)}{(E1 + E2)} \times 100$$

The relative amount of E1 and E2 can be determined by chiral HPLC (High Performance Liquid Chromatography).


The purity refers to the amount of the enantiomers E1 and E2, relative to the amount of other materials, which may notably, include by-products such as sulphone, and the unreacted sulphide. The purity may be determined by HPLC as well.

As used herein, the term "about" refers to a range of values $\pm 10\%$ of the specified value. For example, "about 20" includes $\pm 10\%$ of 20, or from 18 to 22.

8a

As used herein, the term "a metal chiral ligand complex" refers to a complex composed of a metal compound, a chiral ligand and, optionally, water.

The term "chiral ligand" is a group which includes at least one chiral center and has an absolute configuration. A chiral ligand has a (+) or (-) rotation of plane polarized light.



In the above definition, "alkyl" means an aliphatic hydrocarbon group which may be straight or branched having 1 to 12 carbon atoms in the chain. Preferred alkyl groups have 1 to 6 carbon atoms in the chain.

"Lower alkyl" means about 1 to about 4 carbon atoms in the chain which may be
5 straight or branched. "Branched" means that one or more alkyl groups, such as methyl, ethyl or propyl, are attached to a linear alkyl chain. The alkyl may be substituted with one or more "cycloalkyl group". Exemplary alkyl groups include methyl, ethyl, *n*-propyl, *i*-propyl, *n*-butyl, *i*-butyl, *t*-butyl, *n*-pentyl, cyclopentylmethyl.

"Cycloalkyl" means a non-aromatic mono- or multicyclic ring system of 3 to 10
10 carbon atoms, preferably of about 5 to about 10 carbon atoms. Exemplary monocyclic cycloalkyl groups include cyclopentyl, cyclohexyl, cycloheptyl and the like.

"Aralkyl" means an aryl-alkyl group wherein the aryl and alkyl are as herein described. Preferred aralkyls contain a lower alkyl moiety. Exemplary aralkyl groups
15 include benzyl, 2-phenethyl and naphthalenemethyl.

"Aryl" means an aromatic monocyclic or multicyclic ring system of 6 to 10 carbon atoms. The aryl is optionally substituted with one or more "ring system substituents" which may be the same or different, and are as defined herein. Exemplary aryl groups include phenyl or naphthyl.

20 "Alkaryl" means an alkyl-aryl group, wherein the aryl and alkyl are as defined herein. Exemplary alkaryl groups include tolyl.

"Halo" means an halogen atom and includes fluoro, chloro, bromo, or iodo. Preferred are fluoro, chloro or bromo, and more preferred are fluoro or chloro.

"Alkenyl" means an aliphatic hydrocarbon group containing a carbon-carbon
25 double bond and which may be straight or branched having 2 to 8 carbon atoms in the chain. Preferred alkenyl groups have 2 to 4 carbon atoms in the chain. Branched means that one or more lower alkyl groups such as methyl, ethyl or propyl are attached to a linear alkenyl chain. The alkenyl group may be substituted by one or more halo or cycloalkyl group. Exemplary alkenyl groups include ethenyl, propenyl,
30 *n*-butenyl, *i*-butenyl, 3-methylbut-2-enyl, *n*-pentenyl, heptenyl, octenyl, cyclohexyl-butenyl and decenyl.

"Alkynyl" means an aliphatic hydrocarbon group containing a carbon-carbon triple bond and which may be straight or branched having 2 to 8 carbon atoms in the

chain. Preferred alkynyl groups have 2 to 4 carbon atoms in the chain. "Branched" means that one or more lower alkyl groups such as methyl, ethyl or propyl are attached to a linear alkynyl chain. The alkynyl group may be substituted by one or more halo. Exemplary alkynyl groups include ethynyl, propynyl, *n*-butynyl, 2-butynyl, 3-methylbutynyl, *n*-pentynyl, heptynyl, octynyl and decynyl.

"Alkoxy" means an alkyl-O- group wherein the alkyl group is as herein described. Preferred alkoxy groups have 1 to 6 carbon atoms in the chain, and more preferably 2 to 4 carbon atoms in the chain. Exemplary alkoxy groups include methoxy, ethoxy, *n*-propoxy, *i*-propoxy, *n*-butoxy and heptoxy.

"Heteroaryl" means an aromatic monocyclic or multicyclic ring system of 5 to 10 carbon atoms, in which one or more of the carbon atoms in the ring system is/are hetero element(s) other than carbon, for example nitrogen, oxygen or sulfur. Preferred ring sizes of rings of the ring system include about 5 to about 6 ring atoms. The "heteroaryl" may also be substituted by one or more "ring system substituents" which may be the same or different, and are as defined herein. A nitrogen atom of an heteroaryl may be a basic nitrogen atom and may also be optionally oxidized to the corresponding N-oxide. Exemplary heteroaryl and substituted heteroaryl groups include pyrazinyl, thienyl, isothiazolyl, oxazolyl, pyrazolyl, furazanyl, pyrrolyl, 1,2,4-thiadiazolyl, pyridazinyl, quinoxaliny, phthalazinyl, imidazo[1,2-*a*]pyridine, imidazo[2,1-*b*]thiazolyl, benzofurazanyl, azaindolyl, benzimidazolyl, benzothienyl, thienopyridyl, thienopyrimidyl, pyrrolopyridyl, imidazopyridyl, benzoazaindole, 1,2,4-triazinyl, benzthiazolyl, furanyl, imidazolyl, indolyl, indoliziny, isoxazolyl, isoquinoliny, isothiazolyl, oxadiazolyl, pyrazinyl, pyridazinyl, pyrazolyl, pyridyl, pyrimidinyl, pyrrolyl, quinazoliny, quinoliny, 1,3,4-thiadiazolyl, thiazolyl, thienyl and triazolyl. Preferred heteroaryl groups include pyrazinyl, thienyl, pyridyl, pyrimidinyl, isoxazolyl and isothiazolyl.

"Hydroxyalkyl" means a HO-alkyl- group wherein alkyl is as herein defined. Preferred hydroxyalkyls contain lower alkyl. Exemplary hydroxyalkyl groups include hydroxymethyl and 2-hydroxyethyl.

"N-heterocyclic group" means a non-aromatic saturated monocyclic system of 5 to 7 ring members comprising one nitrogen atom and which can contain a second heteroelement such as nitrogen, oxygen and sulphur. The heterocyclyl may be optionally substituted by one or more "ring system substituents" which may be the

same or different, and are as defined herein. When a second heteroelement selected from a nitrogen or a sulphur atom is present, this heteroelement of the N-heterocyclic group may also be optionally oxidized to the corresponding N-oxide, S-oxide or S,S-dioxide. Preferred N-heterocyclic group includes piperidyl, pyrrolidinyl, piperazinyl, morpholinyl, and the like. The N-heterocyclic group is optionally substituted with one or more "ring system substituent". Preferred N-heterocyclic group substituents include (C₁-C₄)alkyl, (C₆-C₁₀)aryl, optionally substituted with one or more halogen atoms, such as the substituent parachlorophenyl.

"Ring system substituents" mean substituents attached to aromatic or non-aromatic ring systems inclusive of H, halo, (C₁-C₈)alkyl, (C₂-C₈)alkenyl, (C₂-C₈)alkynyl, (C₆-C₁₀)aryl, (C₅-C₁₀)heteroaryl, -CN, -CF₃, -NO₂, -OH, (C₁-C₈)alkoxy, -O(CH₂)_mNRR', -OC(=O)R, -OC(=O)NRR', -O(CH₂)_mOR, -CH₂OR, -NRR', -C(=O)NRR', -C(=O)OR and -C(=O)R, wherein R and R' are H, alkyl, cycloalkyl, aralkyl, alkaryl or aryl or for where the substituent is -NRR', then R and R' may also be taken together with the N-atom through which R and R' are linked to form a 5 to 7 membered N-heterocyclic group.

In the case of X = OH, the sulfoxide of formula (I) may be obtained as a salt, notably as an alkaline salt, such as a sodium, potassium, lithium salt or ammonium salt or pharmaceutically acceptable salts.

"Pharmaceutically acceptable salts" means the relatively non-toxic, inorganic and organic acid addition salts, and base addition salts, of compounds of the present invention. These salts can be prepared *in situ* during the final isolation and purification of the compounds. In particular, acid addition salts can be prepared by separately reacting the purified compound in its free base form with a suitable organic or inorganic acid and isolating the salt thus formed. Exemplary acid addition salts include the hydrobromide, hydrochloride, sulfate, bisulfate, phosphate, nitrate, acetate, oxalate, valerate, oleate, palmitate, stearate, laurate, borate, benzoate, lactate, tosylate, citrate, maleate, fumarate, succinate, tartrate, naphthylate, mesylate, glucoheptonate, lactobionate, sulphamates, malonates, salicylates, propionates, methylene-bis-b-hydroxynaphthoates, gentisates, isethionates, di-p-toluoyltartrates, methane-sulphonates, ethanesulphonates, benzene-sulphonates, p-toluenesulphonates, cyclohexylsulphamates and quinate-lauryl-sulphonate salts, and the like (see, for example, S. M. Berge, et al., «Pharmaceutical

Salts», J. Pharm. Sci., 66: p. 1-19 (1977). Base addition salts can also be prepared by separately reacting the purified compound in its acid form with a suitable organic or inorganic base and isolating the salt thus formed. Base addition salts include pharmaceutical acceptable metal and amine salts. Suitable metal salts include the sodium, potassium, calcium, barium, lithium, zinc, magnesium, and aluminum salts. The sodium and potassium salts are preferred. Suitable inorganic base addition salts are prepared from metal bases which include sodium hydride, sodium hydroxide, potassium hydroxide, calcium hydroxide, aluminum hydroxide, lithium hydroxide, magnesium hydroxide, zinc hydroxide. Suitable amine base addition salts are prepared from amines which have sufficient basicity to form a stable salt, and preferably include those amines which are frequently used in medicinal chemistry because of their low toxicity and acceptability for medical use. Exemplary base addition salts include the ammonia, ethylenediamine, N-methyl-glucamine, lysine, arginine, ornithine, choline, N,N'-dibenzylethylenediamine, chlorprocaine, diethanolamine, procaine, N-benzyl-phenethylamine, diethylamine, piperazine, tris (hydroxymethyl)-aminomethane, tetramethylammonium hydroxide, triethylamine, dibenzylamine, ephenamine, dehydroabietylamine, N-ethylpiperidine, benzylamine, tetramethylammonium, tetraethylammonium, methylamine, dimethylamine, trimethylamine, ethylamine, basic amino acids, e.g., lysine and arginine, and dicyclohexylamine, and the like.

As used herein, "between [...]–[...]" refers to an inclusive range.

According to a preferred aspect, R_1 , R_2 , R_{1a} and R_{2a} are independently selected from the group consisting of H and halo, halo being preferably F.

Preferably, one of R_1 , R_2 and/or R_{1a} , R_{2a} is H and the other one is F. The fluorine atom may be located on the ortho, meta, para position, the para position being preferred.


Preferably, n is 1.

Most preferably, the sulphoxides prepared by the novel process are sulphoxides of formula (I) in which Y is CN or Y is $-C(=O)X$.

12a

Preferably, X is $\text{-NR}_3\text{R}_4$, -OH , -OR_5 , more preferably $\text{-NR}_3\text{R}_4$ and most preferably -NH_2 or -NHOH .

Preferably, R_5 is alkyl or aralkyl. Preferred R_5 group includes notably methyl, ethyl, i-propyl, benzyl and tolyl.



Most preferably, the sulphoxide prepared by the novel method is modafinil, which corresponds to the sulphoxide of formula (I), wherein n is 1, R_1 , R_2 , R_{1a} and R_{2a} are H and Y is $-C(=O)X$ with $X = NH_2$.

As used herein, "modafinic acid", also called "diphenylmethylsulphinylacetic acid", refers to the compound of formula (I), wherein n is 1, R_1 , R_2 , R_{1a} and R_{2a} are H and X is OH.

As used herein, an "ester of modafinic acid" refers to a compound of formula (I), wherein n is 1, R_1 , R_2 , R_{1a} and R_{2a} are H and X is $-OR_5$.

10 Step a)

The oxidation reaction is carried out in an organic solvent. Surprisingly, the solvent is not as essential for the enantioselectivity of the oxidation, according to the invention. The solvent may hence be chosen with respect to suitable conditions from an industrial point of view, as well as environmental aspects. Suitable organic solvents are notably toluene, ethyl acetate, tetrahydrofuran, acetonitrile, acetone and methylene chloride and can be readily determined by one skilled in the art. From an environmental point of view, non-chlorinated solvents are preferred. In this regard, ethyl acetate and toluene are particularly preferred.

20 Preparation of the metal chiral ligand complex

The metal chiral ligand complex is prepared from a chiral ligand and a metal compound.

The metal compound is preferably a titanium, a zirconium, a vanadium or a manganese compound and more preferably a titanium compound.

25 Thus, preferred metal chiral ligand complexes are notably titanium, zirconium, vanadium or manganese chiral ligand complexes, more preferably a titanium chiral ligand complex.

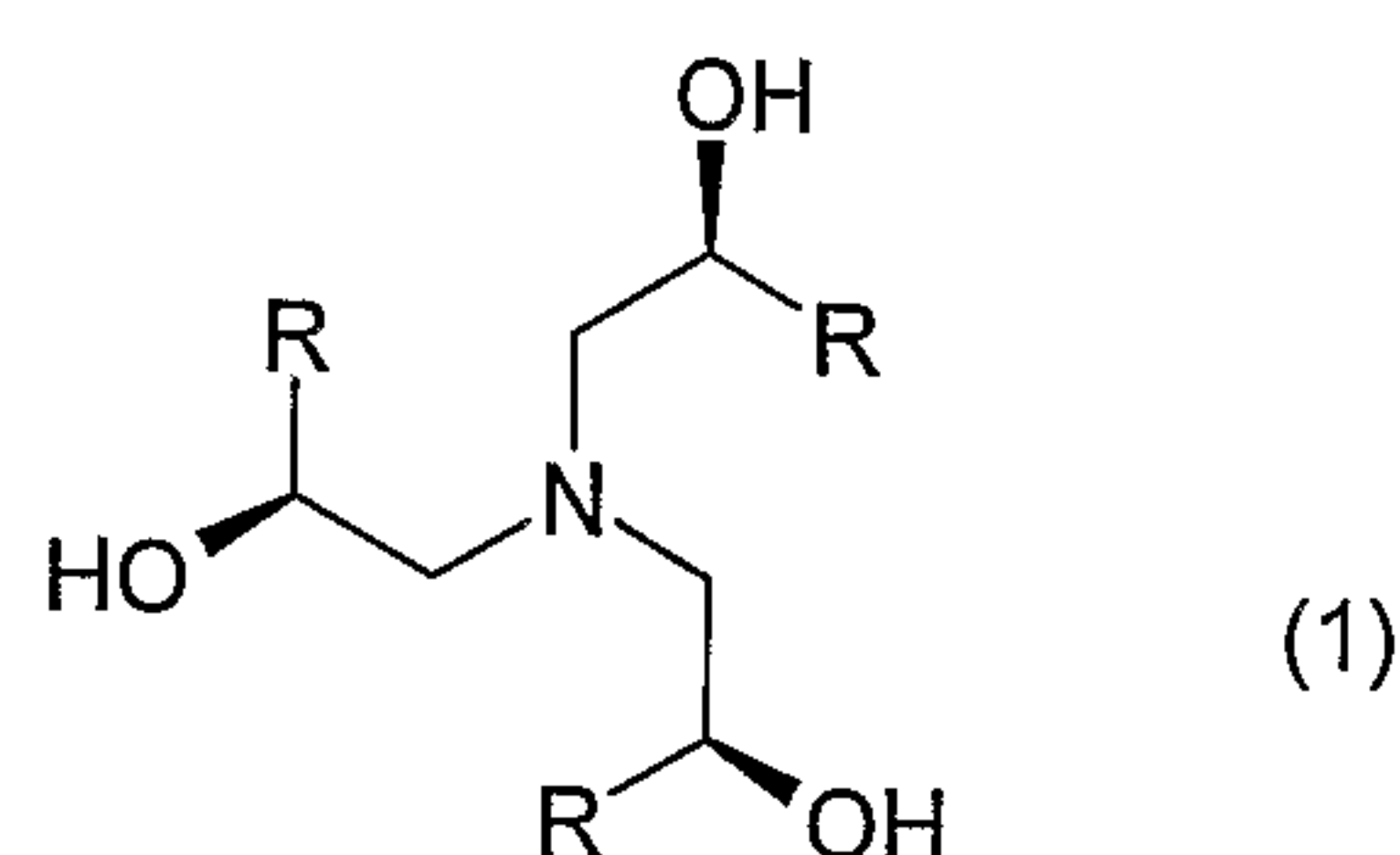
The titanium compound is generally a titanium (IV) compound, preferably a titanium (IV) alkoxide, such as, in particular, titanium (IV) isopropoxide or propoxide.

30 The chiral ligand is a chiral compound capable of reacting with the titanium compound. Such compounds are preferably chosen from hydroxy substituted compounds, preferably having more than one hydroxy group. Thus, the chiral ligand is preferably a chiral alcohol, such as a C_2 -symmetric chiral diol or a C_3 -symmetric

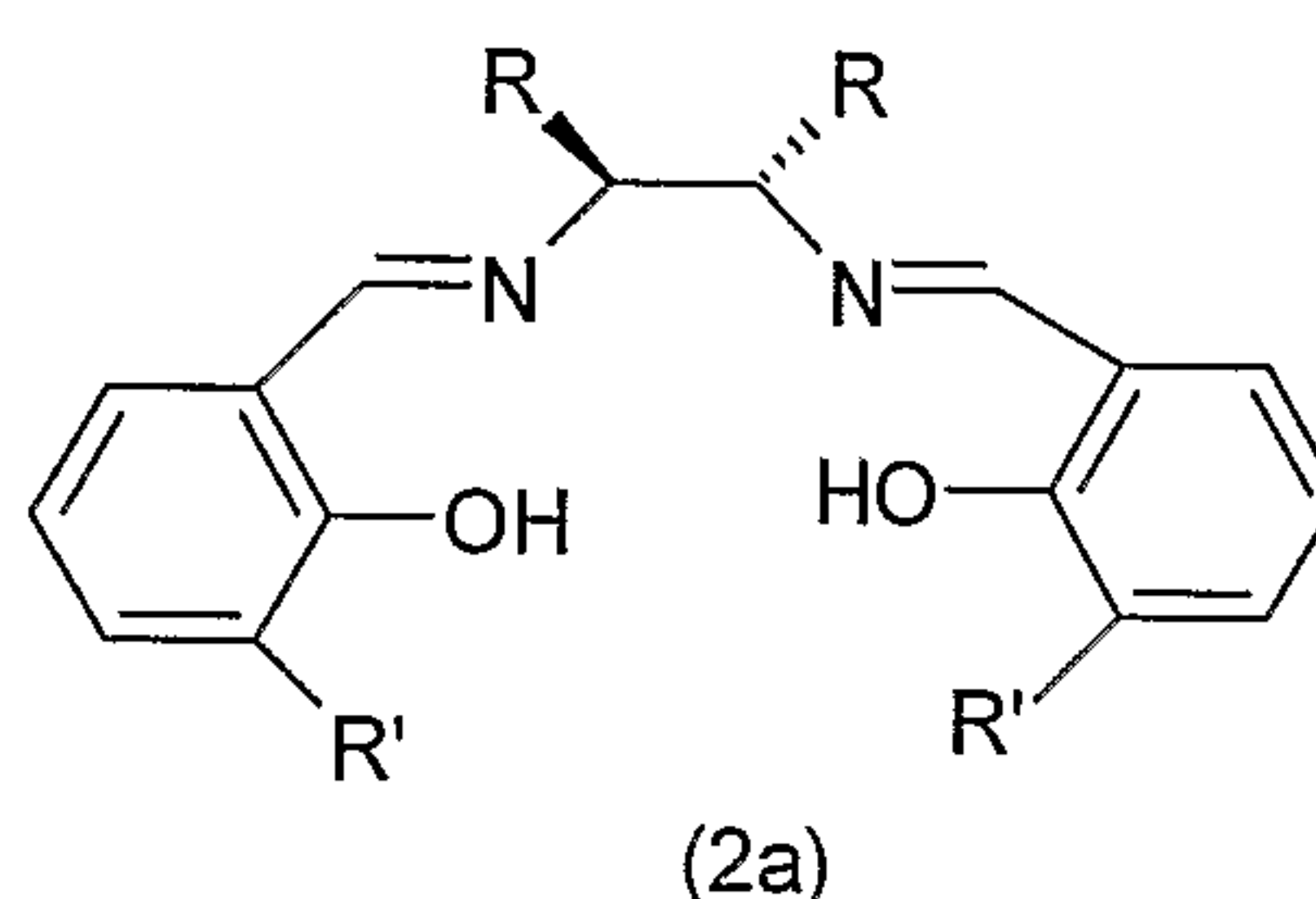
chiral triol. The chiral alcohol may be branched or unbranched alkyl alcohol, or an aromatic alcohol.

Preferred chiral ligands are binaphthol, mandelic acid, hydrobenzoin, esters of tartaric acid, such as (+)-dialkyl-L-tartrate or (-)-dialkyl-D-tartrate, preferably
 5 (+)-di(C₁-C₄)alkyl-L-tartrate or (-)-di(C₁-C₄)alkyl-D-tartrate, notably (+)-dimethyl-L-tartrate or (-)-dimethyl-D-tartrate, (+)-diethyl-L-tartrate or (-)-diethyl-D-tartrate, (+)-diisopropyl-L-tartrate or (-)-diisopropyl-D-tartrate, (+)-dibutyl-L-tartrate or (-)-dibutyl-D-tartrate and (+)-diterbutyl-L-tartrate or (-)-diterbutyl-D-tartrate. Especially preferred are (+)-diethyl-L-tartrate and (-)-diethyl-D-tartrate.

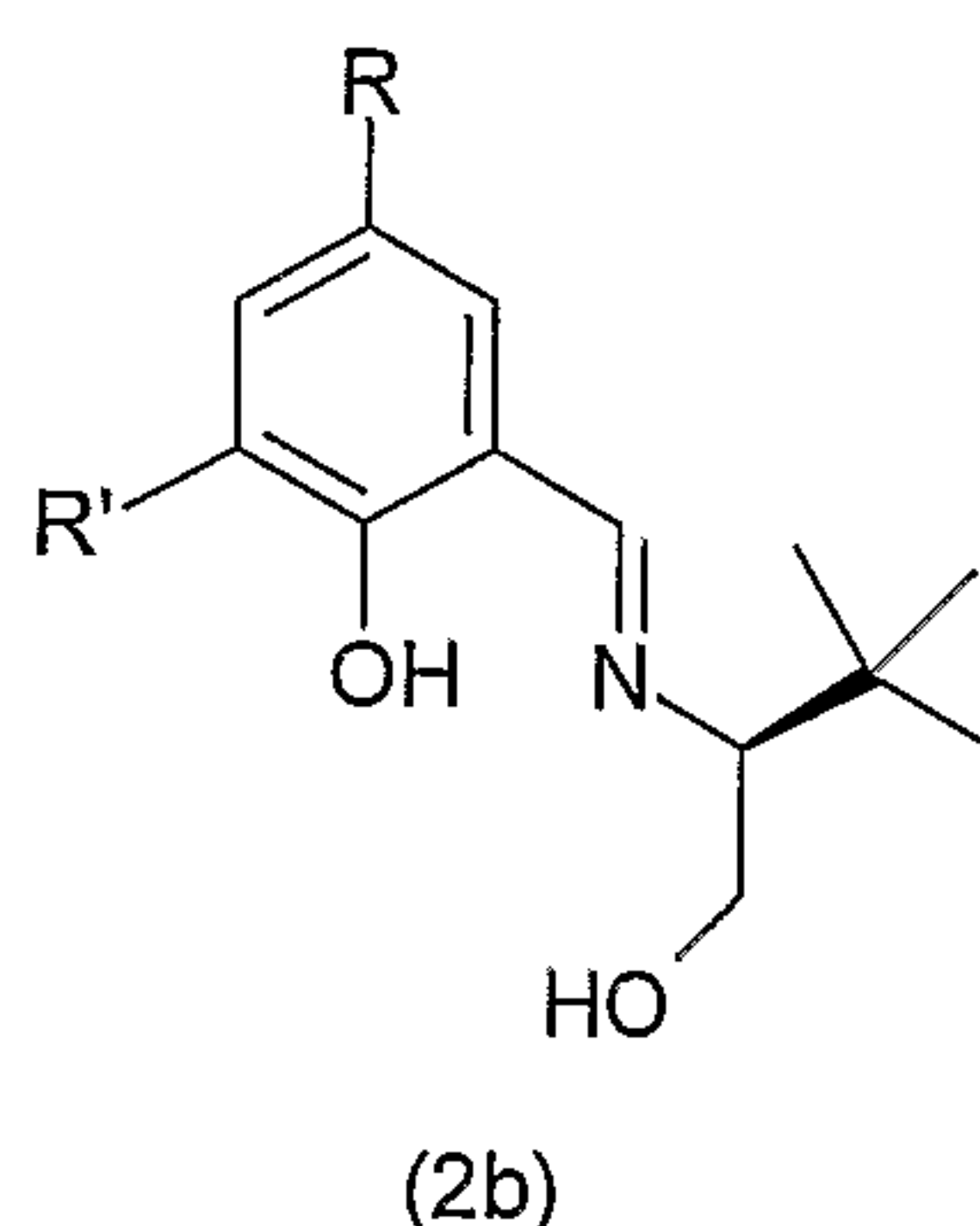
10 Preferred chiral ligands also include C₃-symmetric trialkanolamines, notably of formula (1) :



wherein R is a lower alkyl or aryl, as for example methyl, t-butyl and phenyl. Preferred chiral ligands also include Schiff base of general formula (2a) or (2b):



15 wherein R is the same and represents a lower alkyl or aryl, such as methyl or phenyl, or are attached together to form a cycloalkyl group such as cyclohexyl; R' is a lower alkyl or alkoxy ;



20 wherein R is a lower alkyl or NO₂ ;

R' is a lower alkyl or alkoxy.

These Schiff bases may form a chiral ligand complex with the metal, known as chiral (salen)-metal complex.

Preferred examples of metal chiral ligand complexes are C₂-symmetric diols or
5 C₃-symmetric trialkanolamine titanium (IV) complexes, C₃-symmetric trialkanolamine zirconium (IV) complexes, chiral (salen) manganese (III) complexes, chiral (salen) vanadium (IV) complexes, notably those disclosed in Fernandez et al., American Chemical Society, 2002, A-BC.

Especially preferred metal chiral ligand complexes are titanium chiral diol
10 complexes and most preferably diethyl tartrate titanium (IV) complexes.

The stoichiometry of the metal chiral ligand complex may vary and is not critical for the invention.

In particular, the ratio of the chiral ligand with respect to the metal compound may vary from 1 to 4 equivalents and is preferably 2 equivalents.

15 In accordance with a preferred aspect of the invention, the preparation of the metal chiral complex further comprises water. Indeed, it has been found that the presence of water in the metal chiral ligand complex further improves the enantioselectivity of the reaction.

The amount of water involved in the metal chiral ligand complex may vary from
20 0.1 to 1 equivalent with respect to the titanium compound. In an especially preferred embodiment, the amount of water ranges from 0.4 to 0.8 equivalent with respect to the metal compound.

The amount of the metal chiral ligand complex used in the process is not critical. It has however been found advantageous to use less than 0.50 equivalent
25 with respect to the pro-chiral sulphide, especially 0.05-0.30 equivalent, and most preferably 0.1-0.30 equivalent. Surprisingly, even very low amounts of complex, such as for instance 0.05 equivalent may be used in the process according to the invention with excellent results.

The metal chiral ligand complex may be prepared in the presence of the
30 pro-chiral sulphide or before the pro-chiral sulphide is added to the reaction vessel.

According to one preferred embodiment, the preparation of the metal chiral ligand complex is performed in the presence of the pro-chiral sulphide, i. e. the pro-

chiral sulphide is loaded into the reaction vessel before the components used for the preparation of the chiral complex are introduced.

The reaction time of the metal chiral ligand complex depends on the temperature.

5 Indeed, it has been found that the reaction kinetics of the metal chiral ligand complex appear to depend on the couple temperature and reaction time. Thus, the higher the temperature, the lower the reaction time is. Inversely, the lower the temperature, the longer the reaction time is.

10 As an example, at an elevated temperature, which as used herein means a temperature between 20-70°C, preferably of about 40-60°C, most preferably of about 50-55°C, less than two hours are generally sufficient to form the metal chiral ligand complex. As an example, at 55°C, the metal chiral ligand complex may be formed in about 50 minutes. At a lower temperature, such as at 25°C, the metal chiral ligand complex may be formed in about 24 hours.

15

Introduction of a base

The asymmetric oxidation according to the invention is carried out in the presence of a base.

20 Indeed, the enantioselectivity of the reaction is surprisingly enhanced when a base is present during oxidation. Enantioselectivities of more than 99 % may be thus observed. The order of introduction of the base is not critical, provided that it is added before the oxidizing agent. The base may be introduced before or after the pro-chiral sulphide and, preferably after the metal chiral ligand complex is formed.

25 Preferably, the base is introduced after the metal chiral ligand complex is formed, and after the pro-chiral sulphide is added.

In another preferred embodiment, the base is contacted with the metal chiral ligand complex and the pro-chiral sulphide for few minutes, preferably for at least 3 minutes before adding the oxidant in order to increase the enantioselectivity.

30 According to a preferred embodiment of the invention, the base is introduced at the temperature at which the oxidation reaction is carried out, hereafter called "oxidation temperature".

The base should be soluble in the reaction mixture. Preferably, it is an organic base, such as for instance an amine. Especially suitable bases are amines,

preferably tertiary amines, such as triethylamine, N,N-diisopropylethylamine, dimethyl-ethanolamine, triethanolamine and, most preferably, N,N-diisopropylethylamine and triethylamine.

The amount of base added to the reaction mixture should not exceed a certain value, because it may affect the enantioselectivity of the reaction. In particular, an amount of less than 0.5 equivalent with respect to pro-chiral sulphide, especially of 0.05 to 0.5 equivalent and most preferably of 0.1 to 0.3 equivalent, has proven to be advantageous.

Oxidation

Surprisingly, the process does not require very low temperatures such as -20°C, as described by Kagan and co-workers as essential to obtain a good enantioselectivity. This feature is particularly interesting since such low temperatures result in long reaction times.

The temperature will however be chosen such as to avoid decomposition of the reactants and excessive reaction times.

In a preferred embodiment, the oxidizing agent is contacted with the sulphide, the metal chiral ligand complex and the base at a temperature between 0-60°C, preferably 15-40°C and more preferably at room temperature, that is between about 20-25°C.

A suitable oxidizing agent for the asymmetric oxidation may be a hydroperoxide, preferably hydrogen peroxide, tert-butylhydroperoxide or cumene hydroperoxide, and most preferably the latter.

The oxidizing agent is left in contact with the other reactants during a sufficient period to achieve satisfactory conversion rate, but not too long in order not to affect the purity and the enantioselectivity of the product obtained.

In a preferred embodiment, the oxidizing agent is left in contact with the other reactants during about 30 minutes to 3 hours.

The amount of the oxidizing agent is not critical with respect to the enantioselectivity of the reaction. However, an excessive amount of oxidizing agent may affect the purity of the product obtained by favouring the formation of sulphone.

An amount of oxidizing agent of less than 2 equivalents relative to the amount of sulphide amide is generally preferred and an especially preferred amount is 0.8 to 1.2 equivalents and more preferably 1.0 equivalent.

5 Step b)

The sulfoxide formed during the oxidation reaction may be isolated according to conventional procedures.

Thus, as described in the literature, the reaction mixture may be treated with water or an aqueous sodium hydroxide solution, which results in the formation of a
10 gel containing metal salts. This gel may be filtered off and thoroughly washed with an organic solvent. The filtrate may be extracted with an organic solvent. It may also be crystallized in an organic or aqueous solvent to obtain the desired enantiomer.

According to an advantageous aspect of the invention, the obtained sulfoxide forms a precipitate that can be directly isolated by filtration and optionally washed
15 with water or an organic solvent such as ethyl acetate, toluene, ethanol, methylene chloride. Advantageously, the precipitate is a crystalline and highly pure form. Thus, advantageously, the method avoids cumbersome subsequent treatments mentioned above.

20 Step c)

In accordance with a preferred embodiment, the method further comprises a step c) of crystallization of the isolated product obtained in step b).

Such crystallization step may be useful to improve the purity of the isolated product and/or to produce a desired polymorphic form and/or to improve the
25 enantiomeric excess of the targeted enantiomer and/or to obtain lots with a specific particle size.

In this regard, it can be made reference to WO 2004/060858 in which polymorphic forms of modafinil enantiomers were disclosed. As an example, (-)-modafinil obtained under form II may be converted into form I by a crystallization
30 step c), Forms I and II being as defined in WO 2004/060858.

The crystallization may be carried out in organic solvents optionally in admixture with water. Suitable organic solvent are notably alcohols, ketones, esters, ethers,

chlorinated solvents, polar and aprotic solvents and mixtures thereof, or mixture with water.

Examples of alcohols include methanol, ethanol, propanol, isopropyl alcohol, tert-butanol, 2 methyl-1-butanol, benzyl alcohol.

5 Among the chlorinated solvents, dichloromethane may be mentioned.

Among the ketones, acetone, methylethylketone, 2 pentanone, cyclohexanone may be mentioned.

Among the ethers, tetrahydrofuran, dioxane, may be mentioned.

Other suitable solvents can be readily determined by one skilled in the art.

10 Surprisingly, it has been found that the presence of water in the crystallization solvent allows to reach an enhanced enantiomeric excess and purity. In addition, a crystallization step using an organic solvent /water mixture produce a polymorphic form I and advantageously allows to reduce the volume of organic solvent utilized in the process.

15 Thus, preferred crystallization solvents are alcoholic solvents, and mixtures of organic solvents with water, more preferred are mixtures of organic solvents with water, most preferred are organic solvent mixed with up to 40% water. Are particularly preferred mixtures of organic solvents with up to 25% of water.

20 The product obtained in step b) if needed may also further be enantiomerically enriched. Such methods are known in the art and include notably preferential crystallization.

Thus in a particular embodiment of the invention, the method further comprises a step of preferential crystallization for improving the enantiomeric excess.

25 Such a method of optical resolution by preferential crystallization of (\pm) modafinil acid has been disclosed in the French patent application WO 2004/060858.

The obtained enantiomer may further be processed to produce lots with a specific particle size. Conventional methods as milling, sieving, micronization, comminution, separation by weight or by density are known by those skilled in the art.

30 An appropriate method for the preparation of lots of modafinil having bounded defined particle diameter range is notably disclosed in WO 2004/006905.

The enantiomers of the sulfoxide compounds of formula (I), wherein Y is $-\text{C}(=\text{O})\text{X}$ and X is $-\text{OH}$ or X is $-\text{OR}_5$, may be converted into their corresponding amide, that is a sulfoxide compound of formula (I) wherein X = $-\text{NH}_2$.

The enantiomers of modafinic acid or the ester thereof obtained by the above method may further be converted into the corresponding amide, that is modafinil enantiomers.

Thus, in accordance with a particular embodiment, esters of modafinic acid enantiomers may be converted into the corresponding modafinil enantiomers by an amidation reaction, notably with ammonia.

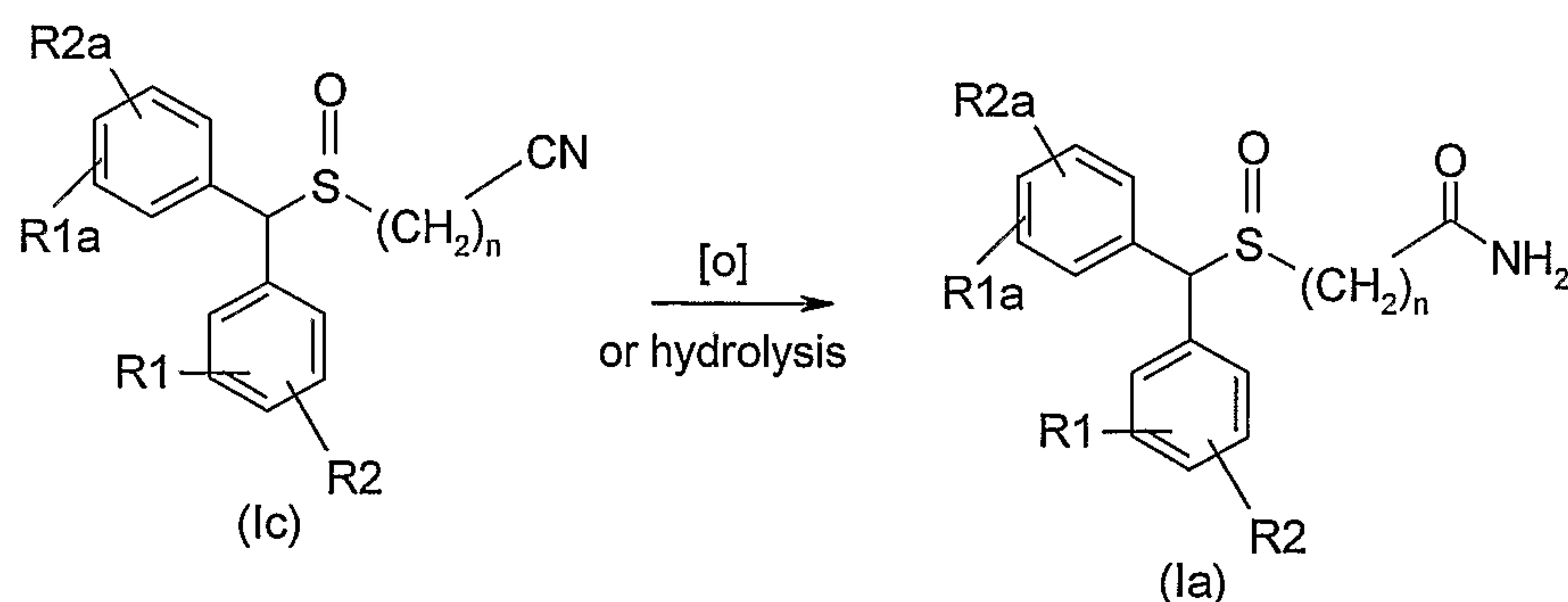
Hence, modafinic acid may be converted into modafinil by :

- esterification of the carboxylic acid function by any suitable method such as, for example, by reaction with a lower alkyl alcohol, in presence of dimethylsulfate. The obtained corresponding ester may then be transformed by
- amidation of the resulting ester by any suitable method, notably in presence of ammonia.

Such methods have been disclosed notably in US patent n° 4,927,855.

In accordance with another particular embodiment, the enantiomers of the sulfoxide compounds of formula (I) wherein Y is CN may be converted into their corresponding amide, that is a sulfoxide compound of formula (I) wherein Y is $\text{C}(=\text{O})\text{X}$, X being NH_2 .

This conversion may be realized by any suitable method known in the art. Examples of such suitable methods are notably oxidation or hydrolysis of the nitrile group, for instance, by catalytic phase transfer with peroxides or by basic or acid hydrolysis with an appropriate inorganic base or acid in mild experimental conditions.

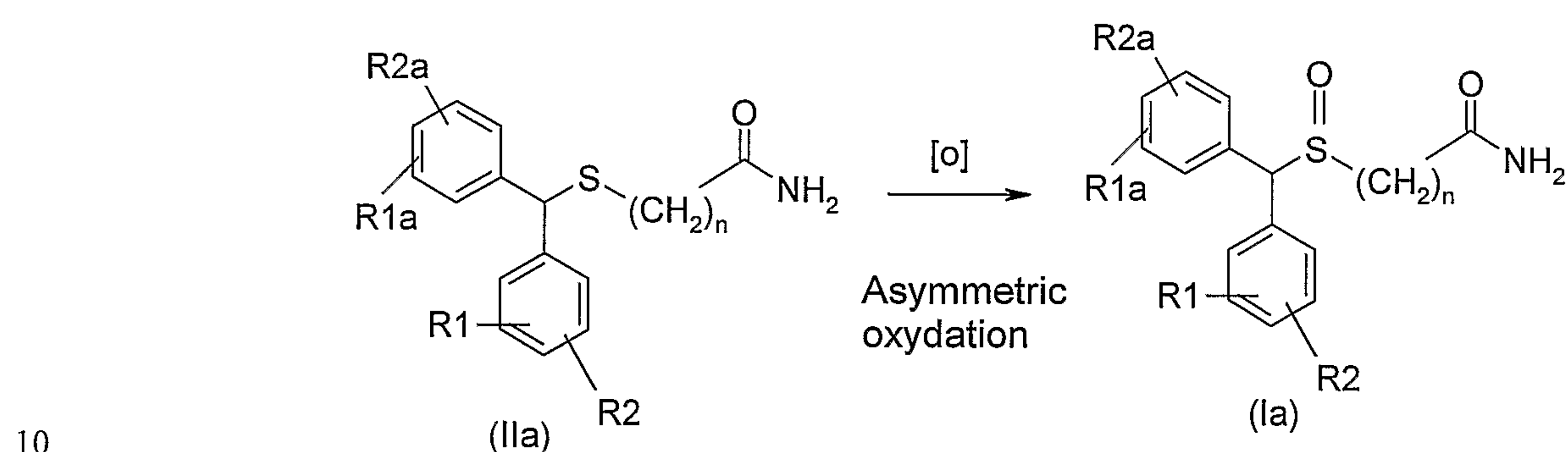


Thus, the desired enantiomer of modafinil may be prepared from diphenylmethyldisulphinylnitrile enantiomers, for example by oxidation with

hydrogen peroxide in the presence of tetrabutylammonium hydrogen sulfate in alkaline conditions or also by direct basic or acidic hydrolysis.

In accordance with another embodiment, the method according to the invention
5 implements a sulphide of formula (II), wherein $Y = C(=O)X$, X being $NHOH$, which may be prepared according to any suitable method known in the art and notably to the method disclosed in US 4,098,824.

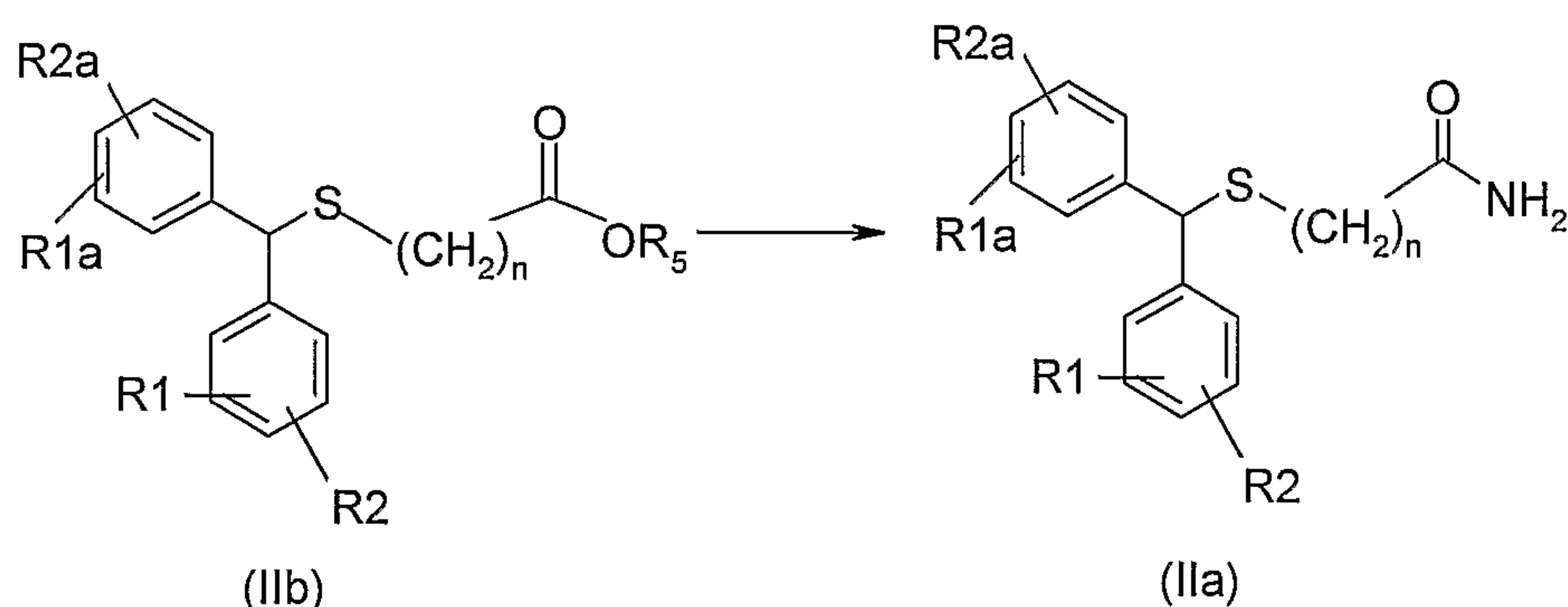
In accordance with another embodiment, the method according to the invention implements a sulphide of formula (IIa) wherein Y is $C(=O)X$ and X is NH_2 .



Preparation of sulphides of formula (II)

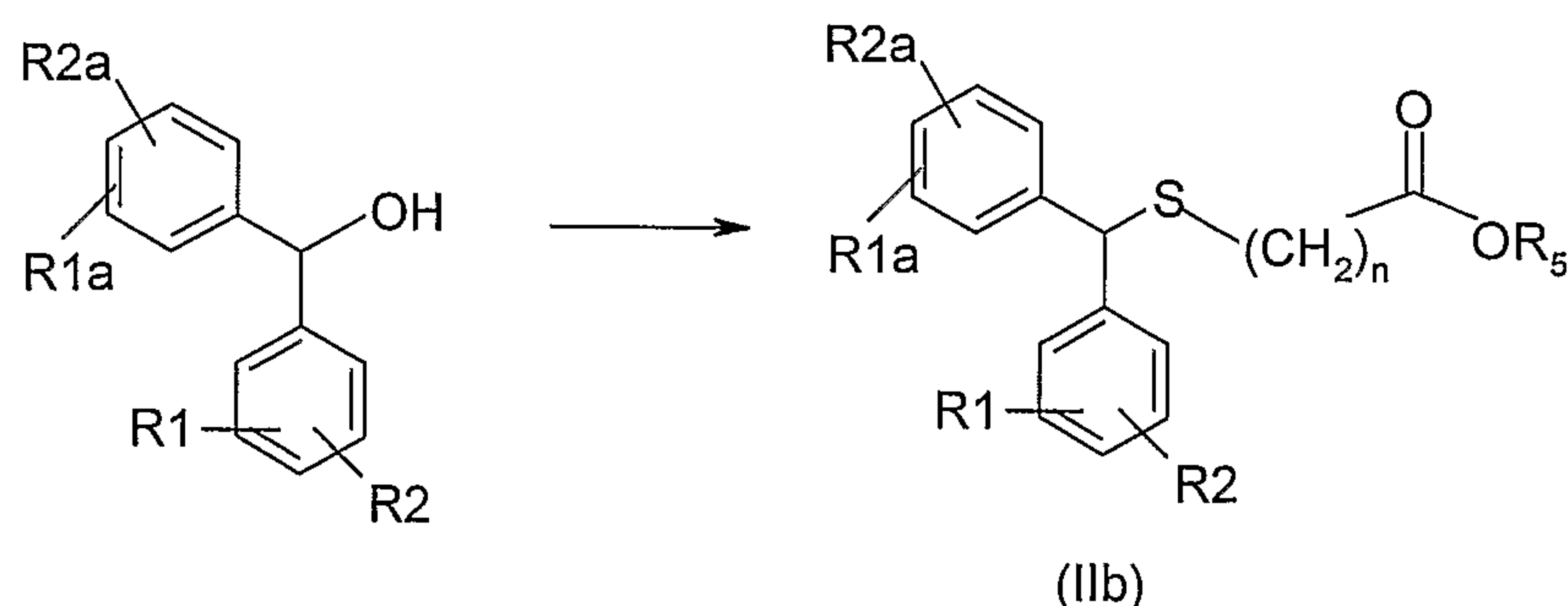
Sulphides of formula (II) may be prepared by any suitable method known in the art.

15 By way of example, sulphides of formula (IIa) may be prepared from the corresponding sulphide of formula (IIb) wherein Y is $C(=O)X$ and X is OR_5 .



The sulphide of formula (IIb) may be prepared from an appropriately substituted benzhydrol :

22



In accordance with a preferred embodiment, the sulphide of formula (IIa) is the sulphide wherein R_1 , R_{1a} , R_2 , R_{2a} are H, n is 1, so called diphenylmethylthio-
 5 acetamide, which may be prepared from sulphide ester of formula (IIb), in which R_5 is alkyl, preferably (C_1-C_4) alkyl, notably methyl, so called methyldiphenylmethylthioacetate (MDMTA).

Such sulphide ester of formula (IIb) and notably MDMTA may be prepared from benzhydrol.

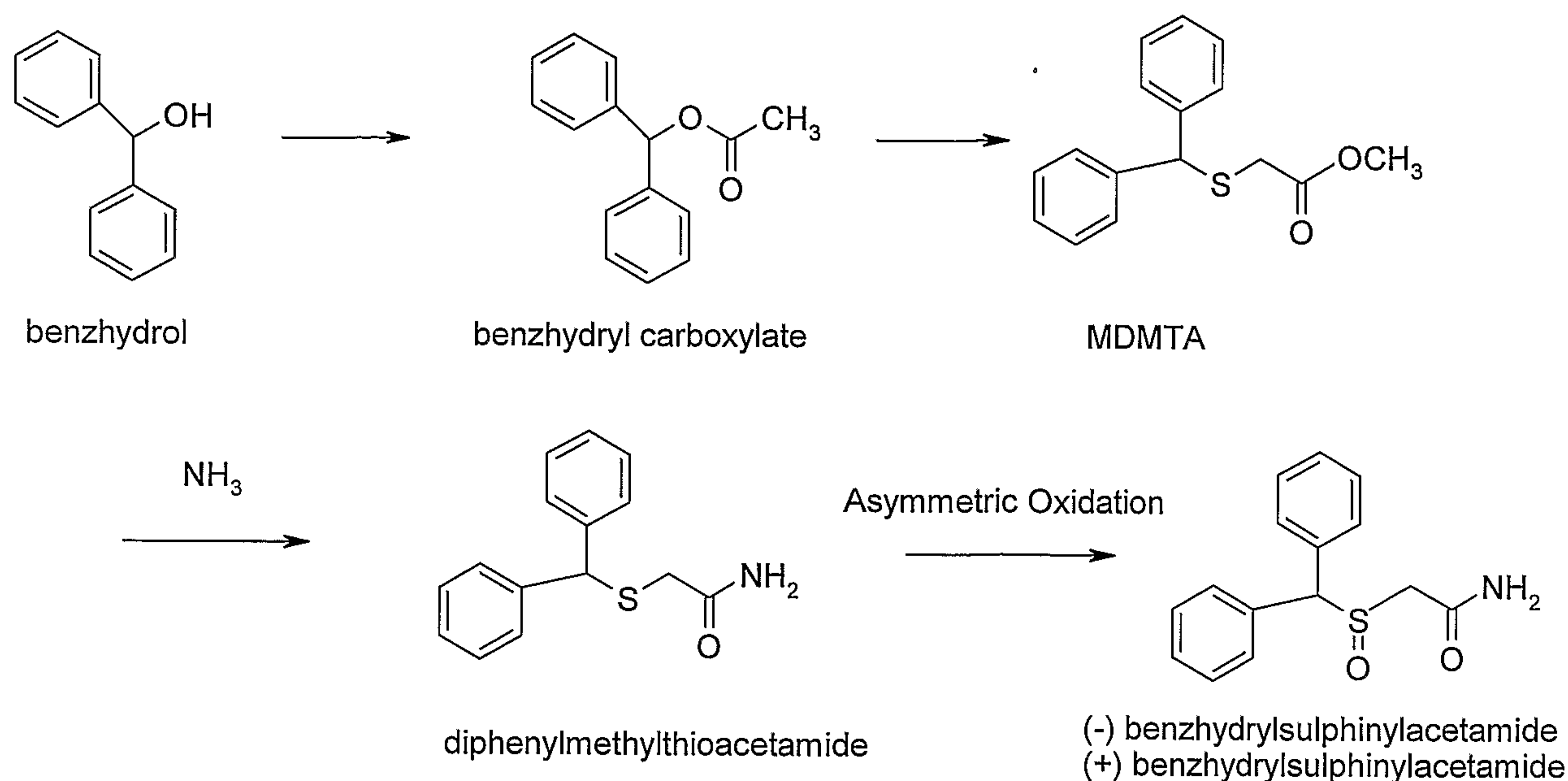
10 In a preferred embodiment, MDMTA is prepared according to the method comprising the steps of:

- a1) conversion of benzhydrol into benzhydryl carboxylate, and
- b1) conversion of benzhydryl carboxylate into MDMTA.

These steps a1) and b1) may be effected by any appropriate method, preferably
 15 steps a1) and b1) are performed according to the method disclosed in WO 2004/063149.

As an example, modafinil enantiomers may be prepared according to the following reaction steps:

23

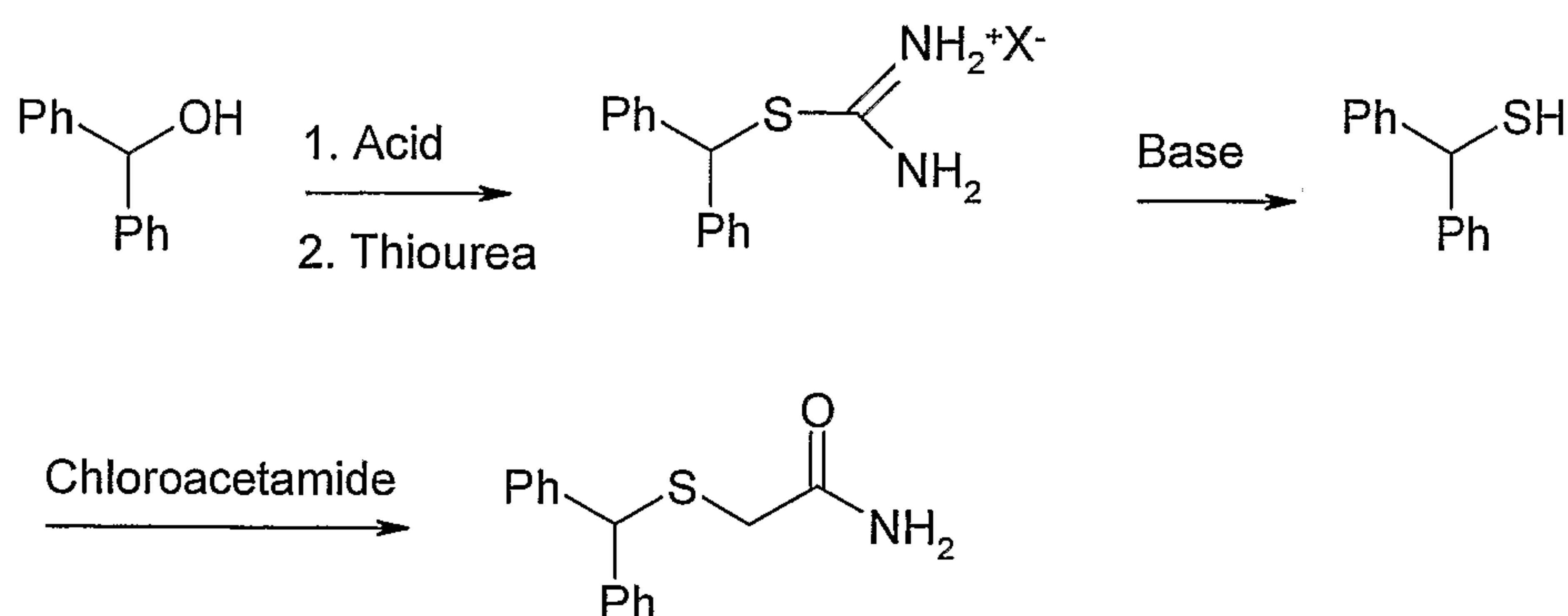


Other routes for preparing diphenylmethylthioacetamide may be used.

By way of example, diphenylmethylthioacetamide, also called benzhydrylthioacetamide, may be prepared from benzhydrol according to a process comprising :

- (1) reacting benzhydrol with a suitable acid and thiourea to form a S-benzhydrylthiouronium salt ;
- (2) reacting the S-benzhydrylthiouronium salt with a suitable base to form benzhydrylthiol ;
- (3) reacting the benzhydrylthiol with chloroacetamide to form 2-(benzhydrylthio)acetamide.

This process is illustrated by scheme 1.

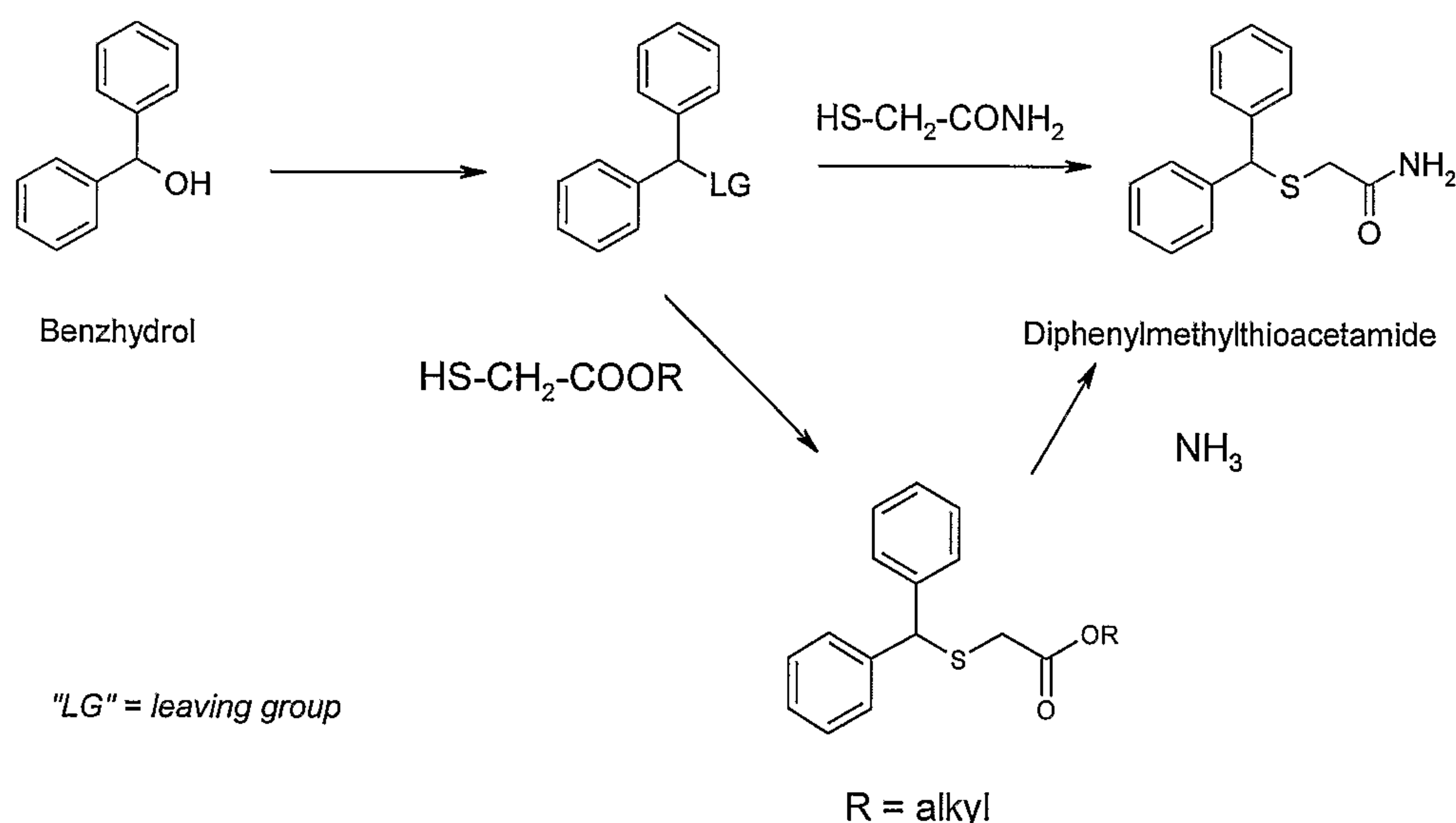


Scheme 1

In the alternative, diphenylmethylthioacetamide may be prepared by the process comprising the steps of :

- (1) converting the hydroxyl group of benzhydrol into a leaving group ;
- (2) converting the obtained product
 - directly into diphenylmethylthioacetamide, or,
 - into alkyl diphenylmethylthioacetate and then into diphenylmethylthioacetamide.

This method is illustrated by scheme 2 :



Scheme 2

Under the terms "leaving group" is understood any group that can be removed easily by a nucleophilic reactant. Leaving groups may be selected from the group consisting of halogens, such as chloro- and bromo- radicals, or sulphonyl groups, such as methanesulphonyl- or p-toluenesulphonyl- radicals, or acetate radicals.

The first step of this process may be realized by any methods known from the person skilled in the art.

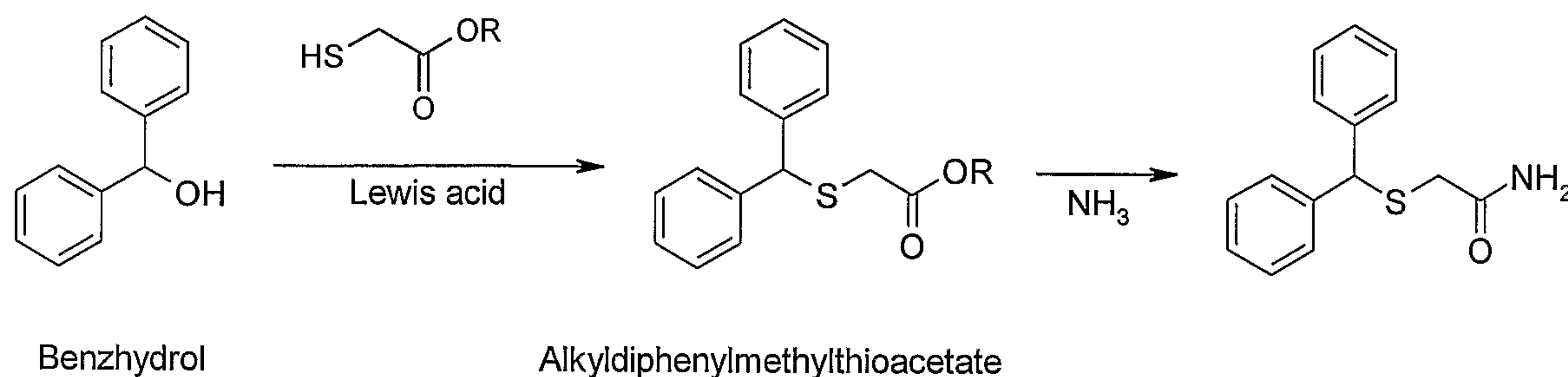
As an example, the hydroxyl group of benzhydrol may be converted into chloro- or bromo- radical by reacting benzhydrol with thionyl chloride or thionyl bromide.

As an example, the hydroxyl group of benzhydrol may be converted into methanesulphonate group or into p-toluenesulphonate group by reacting benzhydrol respectively with methanesulphonyl chloride or p-toluenesulphonyl chloride.

As an example, the hydroxyl group of benzhydrol may be converted into an acetate radical by reacting benzhydrol with acetyl chloride or acetic anhydride.

As a further alternative, diphenylmethylthioacetamide may be prepared by a process comprising the steps of :

- reacting benzhydrol with alkylthioglycolate in the presence of a Lewis acid and,
- 5 - reacting the alkyldiphenylmethylthioacetate obtained with ammonia, as illustrated by scheme 3.



Scheme 3

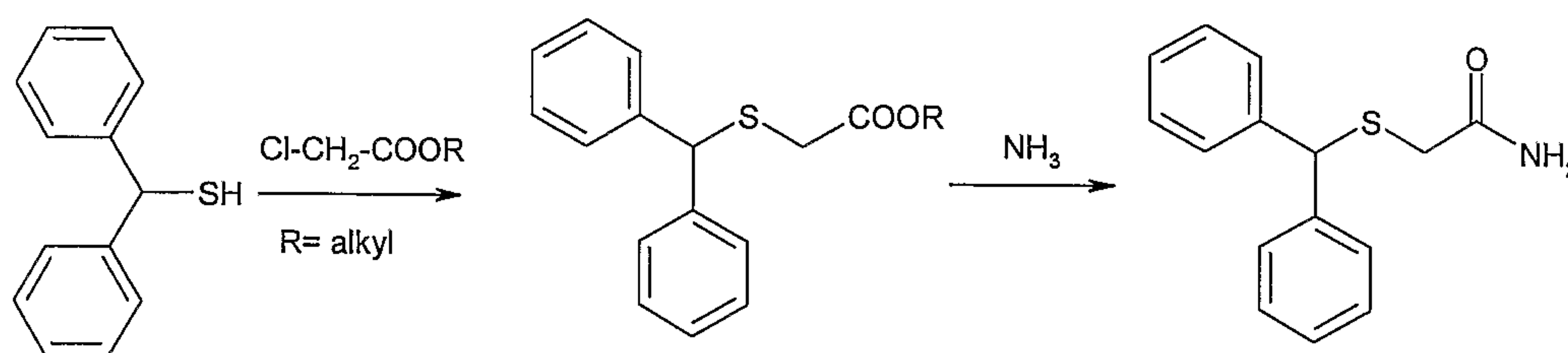
Preferably, the Lewis acid is chosen from ZnCl_2 , ZnBr_2 , ZnI_2 .

Diphenylmethylthioacetamide may also be prepared from benzhydrylthiol.

In that case, diphenylmethylthioacetamide is prepared by a process comprising the steps of :

- (1) reacting benzhydrylthiol with alkylchloroacetate, and,
(2) reacting the obtained alkyl-diphenylmethylthioacetate with ammonia.

The process is illustrated by scheme 4 :

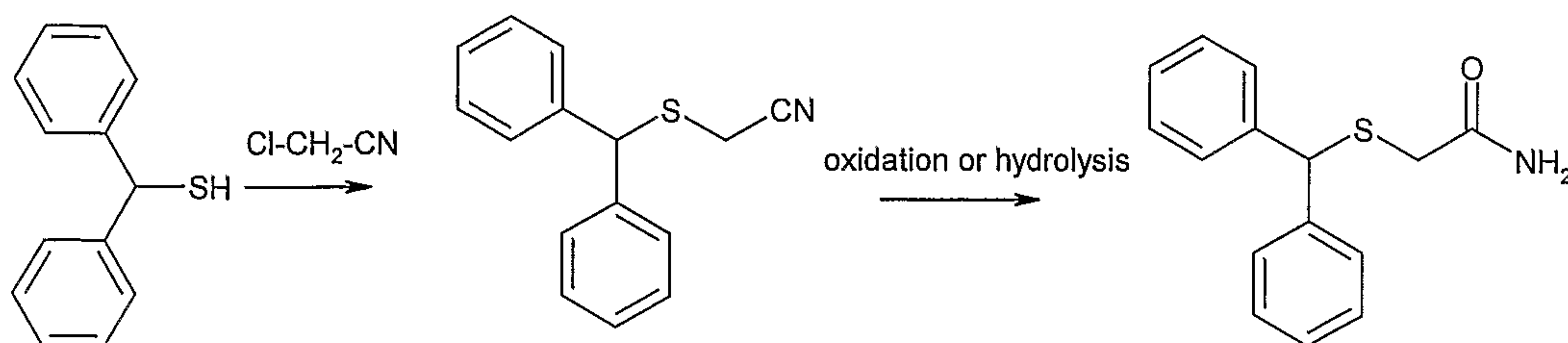


Scheme 4

Another possibility is to prepare diphenylmethylthioacetamide by a process comprising the steps of :

- (1) reacting benzhydrylthiol with chloroacetonitrile, and
- (2) oxidizing or hydrolyzing the obtained diphenylmethylthioacetonitrile into diphenylmethylthioacetamide.

This process is illustrated by scheme 5.

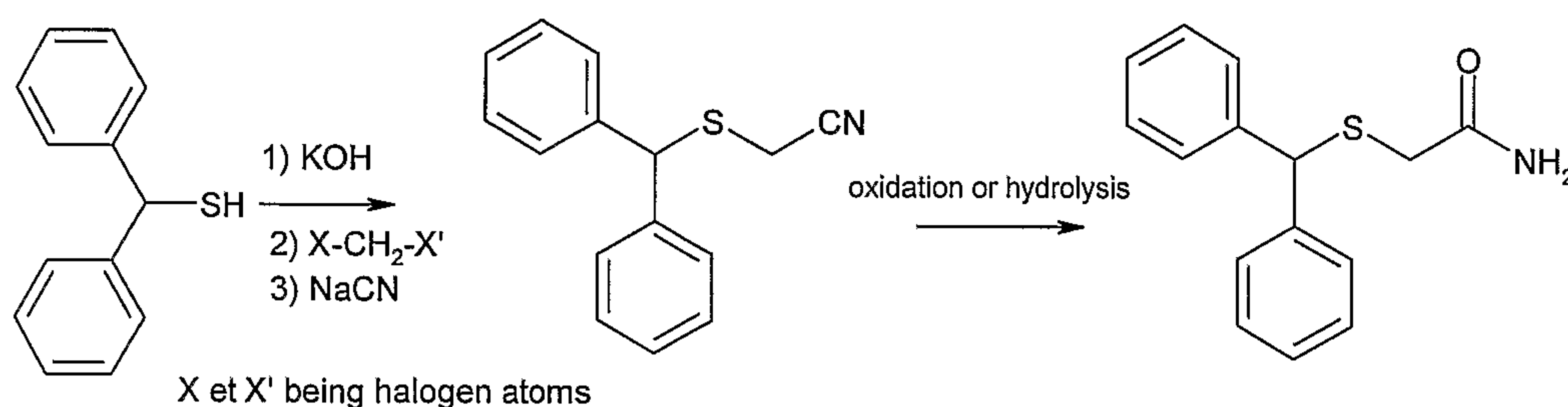


Scheme 5

According to another process, diphenylmethylthioacetamide may be prepared by the process comprising the steps of :

- (1) reacting benzhydrylthiol with a base, such as potassium hydroxide ;
- (2) reacting the obtained product with a methylene halide ;
- (3) reacting the obtained product with a cyanide salt ;
- (4) oxidizing or hydrolyzing the obtained diphenylmethylthioacetonitrile into diphenylmethylthioacetamide.

This route is illustrated by scheme 6 :



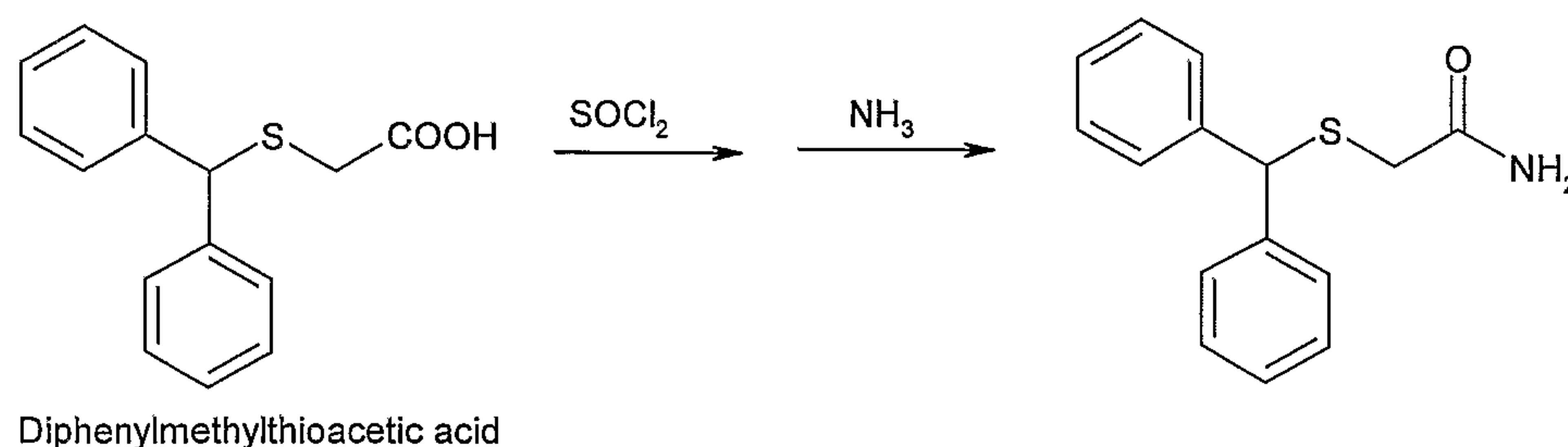
Scheme 6

Finally, diphenylmethylthioacetamide may be prepared from diphenylmethylthioacetic acid by the process comprising :

- (1) reacting diphenylmethylthioacetic acid with an halogenating agent such as thionyl chloride or a carboxylic acid activating agent, and
- (2) reacting the obtained product with NH₃.

This route is illustrated by scheme 7.

27



Scheme 7

Finally, diphenylmethylthioacetic acid may be prepared according to the route of
5 scheme 1 to 6 notably.

The invention is illustrated more in detail by the following examples.

EXAMPLES

10

Material and methods

Determination of the enantiomeric excess in the examples and comparative examples

15

The enantiomeric excess value in each example given above gives an indication of the relative amounts of each enantiomer obtained. The value is defined as the difference between the relative percentages for the two enantiomers.

The enantiomeric composition of the obtained sulfoxide has been determined
20 by chiral High Performance Liquid Chromatography (HPLC) under the following conditions :

Column: AGP (150x4.0 mm; 5 μ m)

Oven temperature: 40°C

Eluent: sodium acetate + 0.5% n-butanol

25

Flow: 0.9 ml/min

Wavelength: DAD λ = 230 nm

As an example:

- Retention time for the (-)-2-[(diphenyl)methylsulphinyl]acetamide : 6.5 min.
- Retention time for the (+)-2-[(diphenyl)methylsulphinyl]acetamide : 8.3 min.

or,

Column: chiralpak AS (250x4.6 mm)

Oven temperature: 40°C

Eluent: isopropanol / ethanol 85/15

5 Flow: 0.45 ml/min

Wavelength: 222 nm

As an example:

- Retention time for the (-)-2-[(diphenyl)methylsulphonyl]acetamide : 27.2 min.

- Retention time for the (+)-2-[(diphenyl)methylsulphonyl]acetamide : 14.6 min.

10

Determination of the purity in the examples and comparative examples

The purity value in each example is defined as the ratio of the amount of enantiomers obtained after filtration with respect to the total amount of products present. Studied impurities measured were mainly the unchanged parent compound (pro-chiral sulphide) and the sulphone resulting from an over oxidation during the process, potential degradation products, intermediates of the synthesis of the pro-chiral sulphide.

20 The purity of the obtained sulphoxide has been determined by High Performance Liquid Chromatography (HPLC) under the following conditions:

Column: Zorbax RX C8 (150x4.6 mm; 5µm) or Zorbax Eclipse XDB C8 (150x4.6 mm; 5 µm)

Oven temperature: 25°C

25 Eluent: A = water + 0.1% trifluoroacetic acid

B = nitrile acetate + 0.1% trifluoroacetic acid

with a gradient of 90% A to 100% B in 20 minutes

Flow: 1 ml/min

Wavelength: DAD λ = 230 nm (column Zorbax RX C8) 220 nm (column Zorbax
30 Eclipse XDB C8)

As an example (column Zorbax RX C8):

- Retention time for the 2-[(diphenyl)methylsulphonyl]acetamide : 8.8 min.

- Retention time for the 2-[(diphenyl)methylthio]acetamide : 11.8 min.
- Retention time for the 2-[(diphenyl)methylsulphonyl]acetamide : 10.5 min.

EXAMPLES 1 to 16

5

Asymmetric synthesis of (-)-2-(diphenylmethyl)sulphinylacetamide

General procedure for examples 1 to 16 :

Diphenylmethylthioacetamide (7.70 g ; 0.03 mol ; 1.0 eq) was dissolved in the
10 solvent (77 mL ; 10 vol.). To the solution were added (S,S)-(-)-diethyl-tartrate (1.23 g;
0.006 mol; 0.2 eq) and titanium (IV) tetraisopropoxide (0.85 g ; 0.88 mL ; 0.003 mol;
0.1 eq) and water (27 μ L minus the sum of water present in reactants and solvent
already introduced ; 0.0015 mol ; 0.05 eq) at 55°C. In these conditions, the resulting
15 chiral titanium complex has the stoichiometry (DET/Ti(OiPr)₄/H₂O : 2/1/0.5) and
corresponds to 0.1 eq with respect to diphenylmethylthioacetamide. Stirring was
maintained at 55°C during 50 minutes.

After cooling to room temperature (25°C), were added to the mixture
diisopropylethylamine (0.39 g; 0.52 mL; 0.003 mol; 0.1 eq) and cumene
hydroperoxide (4.55 g ; 5.0 mL ; 0.03 mol ; 1.0 eq).

20 After contacting during about an hour, the formed precipitate is isolated by
filtration.

All the following experiments were performed in accordance with the conditions
of the general procedure, by modifying parameters as indicated in tables 1-17.

25

Example 1 : Influence of the ratio of the titanium chiral complex with respect to the diphenylmethylthioacetamide on the enantioselectivity and the purity of the asymmetric oxidation

In this experiment, the ratio of the titanium chiral complex with respect to the
30 diphenylmethylthioacetamide was varied from 0.05 to 0.3 equivalent, the
stoichiometry of the chiral titanium complex DET/Ti(O-iPr)₄/water : 2/1/0.4 being
maintained constant, all the others parameters being as defined in the above general
procedure. Experiments were performed in toluene.

Entry	Titanium complex/ sulphide (equivalent)	Scale (mole)	E. e. (%)	Purity (%)	Yield (%)
1	0.30/1	0.03	> 99.5	> 99.5	88.4
2	0.15/1	0.06	93.6	> 99	89.7
3	0.10/1	0.09	93	> 99	92
4	0.05/1	0.18	92	95.5	95.4

E.e. = enantiomeric excess

Table 1

5 In experiments 1 to 4, the enantioselectivity was equal or superior to 92 %, and increased up to more than 99.5 with the amount of titanium chiral ligand complex involved in the reaction mixture. The purity was superior to 99% except for the lowest ratio titanium chiral ligand complex/ diphenylmethylthioacetamide. Yields were superior or equal to 88.4 %.

10

Example 2 : Influence of the amount of water on the enantioselectivity and the purity of the asymmetric oxidation

15 In this experiment, the amount of water was varied with respect to the titanium tetraisopropoxide from 0 to 1 equivalent, all other parameters being as defined in the above general procedure. Notably, the ratio of the titanium chiral ligand complex was maintained at 0.1 equivalent with respect to the diphenylmethylthioacetamide. Experiments were performed in toluene.

Entry	Amount of water (equivalent)	E. e. (%)	Purity (%)	Yield (%)
1	0	80	-	90.3
2	0.4	93	> 99	92
3	0.8	94	> 99	88
4	1	91	99.5	90

20 E.e. = enantiomeric excess ; - = Not determined

Table 2

These results showed that the amount of water had an effect on the enantioselectivity of the reaction. Thus, the best enantioselectivities were achieved when an amount of water used comprised between 0.4 and 0.8 equivalent. On the opposite, the enantioselectivity drops notably in the absence of water. A purity superior or equal to 99% and high yields (88% - 92%) were obtained.

Example 3 : Influence of the nature of the solvent on the enantioselectivity and the purity of the asymmetric oxidation

As reported in table 3, experiments were performed in various solvents, the conditions being the same as in the above general procedure.

Entry	Solvent	E. e. (%)	Purity (%)	Yield (%)
1	Toluene	99.4	99.7	80
2	Ethyl Acetate	99.5	99.7	73.5
3	Methylene Chloride	98	98.8	61
4	Acetonitril	99.3	98.8	70.2
5	Tetrahydrofuran	99.7	99.6	50.7
6	Acetone	99.6	99.2	45.8

E.e. = enantiomeric excess

Table 3

In all experiments, the sulphoxide amide was obtained with a high enantioselectivity (E.e. equal or superior to 99%) as well as with a high purity (purity equal or superior to 98.8 %), except when methylene chloride is used as solvent. In this experimental condition the enantioselectivity was slightly lower being, nevertheless, equal to 98%.

Example 4 : Influence of the nature of the base on the enantioselectivity and the purity of the asymmetric oxidation

The bases N,N-diisopropylethylamine and triethylamine were compared with regard to the enantioselectivity, the purity and the yield obtained either in toluene or in ethyl acetate as solvent. The other parameters were maintained as defined in the general procedure.

Entry	Base	Solvents	E. e. (%)	Purity (%)	Yield (%)
1	Diisopropylethylamine	toluene	93	> 99	92
2	Triethylamine	toluene	94	> 99.5	90.3
3	Diisopropylethylamine	ethylacetate	99.5	> 99.5	73.5
4	Triethylamine	ethylacetate	99	> 99.5	79.2

E.e. = enantiomeric excess

Table 4

High enantioselectivities and yields were obtained as reported in table 4.

5 In ethylacetate, higher enantioselectivities (> 99%) and lower yields (73.5 %-79.2 %) were obtained with triethylamine and diisopropylethylamine. On the opposite, in the presence of diisopropylethylamine and triethylamine lower enantioselectivities (93-94 %) but higher yields (around 90.3 %-92 %) were observed in toluene.

10 The purity level was similar in both solvents (superior to 99 % or 99.5 %) when the two bases were added to the reaction medium.

Example 5 : Influence of the amount of base on the enantioselectivity and the purity of the asymmetric oxidation

15 The ratio of base was varied from 0 to 0.2 equivalent with regard to diphenylmethylthioacetamide.

Entry	Base	Amount of base (eq)	Solvents	E. e. (%)	Purity (%)	Yield (%)
1	-	-	toluene	66	> 99	86
2	-	-	ethylacetate	74	> 99	70
3	Diisopropylethylamine	0.1	toluene	93	> 99	92
4	Triethylamine	0.1	ethylacetate	99	> 99.5	79.2
5	Triethylamine	0.2	ethylacetate	94.3	> 99.8	78.6

E.e. = enantiomeric excess

Table 5

20 In the absence of base, the reaction rate was slow and the enantioselectivity was weak (66% – 74 % range).

The reaction rate increased with the addition of a base in the reaction mixture. The enantioselectivity was very high when 0.1 equivalent of triethylamine was added to the reaction mixture and ethylacetate used as solvent. It can be noticed that the enantioselectivity was slightly decreased when the amount of base used was increased up to 0.2 equivalent.

The amount of base has only a little effect on the purity which remained always superior to 99%.

In addition, the contact time between the catalyst and the base was a factor increasing the enantioselectivity. A contact time of at least 3 minutes between the catalyst and the base increased the enantiomeric excess by about 5%. As an example the enantiomeric excess increased from 94.1% (no contact time) to 99.5 % (contact time of 3 minutes).

Example 6 : *Influence of the temperature of formation of the titanium chiral ligand complex on the enantioselectivity and the purity of the asymmetric oxidation*

The titanium chiral ligand complex DET/Ti/H₂O (2/1/0.5) was prepared at a temperature selected in the 25°C to 70°C range according to the above described procedure, the solvent used in the experiments being ethyl acetate. The enantioselectivity and the purity obtained were compared.

Entry	Temperature (°C)	E. e. (%)	Purity (%)	Yield (%)
1	25	65.6	> 99	63.5
2	50	> 99.5	99.9	69.6
3	55	99	> 99.5	79.2
4	60	> 99.5	99.9	73
5	70	99.7	99.8	62

E.e. = enantiomeric excess

Table 6

The preparation of the titanium chiral ligand complex at 25°C during 50 minutes results in a lower enantioselectivity. At higher temperature 50°C-70°C, a highly

enriched enantiomeric (99% - >99.5%) and highly pure (>99.5% - 99.9%) form of the sulfoxide is obtained.

Example 7 : Influence of the time of formation of the chiral ligand titanium
complex on the enantioselectivity and the purity of the asymmetric oxidation

The time of formation of the titanium chiral ligand complex was varied from 10 minutes to 50 minutes in ethyl acetate as solvent, the other parameters being as defined in the above general procedure.

Entry	Time (minutes)	E. e. (%)	Purity (%)	Yield (%)
1	10	87.5	> 99.5	79.7
2	30	91	99.5	79.2
3	50	99	> 99.5	79.2

E.e. = enantiomeric excess

Table 7

A time of formation of 50 minutes is necessary and sufficient to obtain an enantioselectivity close to superior to 99 % as well as a purity superior or equal to 99.5 %.

As reported in table 8 showing the results of experiments performed at 25°C, a prolonged reaction time of at least 24 hours was required to form the titanium chiral ligand complex and to achieve a better enantioselectivity.

Entry	Temperature (°C)	Time	E.e. (%)	Purity (%)	Yield (%)
1	25	50 min	65.6	> 99	63.5
2	25	1 hr	78.4	99.1	72.0
3	25	3 hrs	86.4	99.4	74.6
4	25	8 hrs	89.6	99.0	75.8
5	25	14 hrs	92.2	99.5	74.6
6	25	24 hrs	94.2	97.0	85.5

E.e. = enantiomeric excess

Table 8

Example 8 : Influence of the temperature of the oxidation reaction on the enantioselectivity and the purity of the asymmetric oxidation

The oxidation step, corresponding to the introduction of the oxidizing agent, was carried out at a temperature selected from 0°C to 55°C in ethyl acetate as solvent, the other parameters being as defined in the above general procedure.

Entry	Temperature	E.e. %	Purity %	Yield (%)
1	0°C	99.7	99.7	52.6
2	10°C	99.5	99.7	65.0
3	20°C	99.5	99.8	73.9
4	25°C	99	> 99.5	79.2
5	55°C	94.3	97.8	81.8

E.e. = enantiomeric excess

Table 9

All experimental conditions lead to high enantiomeric excesses and high purities, in the 94.3% - 99.7 % range and in the 97.8 % - 99.7% range, respectively.

At a temperature of 55°C, the enantiomeric excess was decreased slightly by about 5 % from 99.5 % to 94.3 %. The sulfoxide was produced with a higher yield (81.8 %) but with a slightly lower purity (97.8 %).

Example 9 : Influence of the addition time of the oxidizing agent on the enantioselectivity and the purity of the asymmetric oxidation

The impact of addition time of the oxidizing agent on the enantioselectivity of the reaction was tested. Thus, cumene hydroperoxide (CuOOH) was added upon either 5 or 40 minutes (in this assay, the oxidant was diluted in ethylacetate), the other parameters being as defined in the above general procedure and the reaction performed in ethyl acetate.

Entry	Time (minutes)	E. e. (%)	Purity (%)	Yield (%)
1	5	99	>99.5	79.2
2	40*	>99.8	99.5	64.7

E.e. = enantiomeric excess ; * CuOOH was diluted in ethyl acetate.

Table 10

5 The addition time of the oxidizing agent did not have a significant influence on the enantioselectivity or the purity.

Example 10 : Influence of the nature of the chiral ligand on the enantioselectivity and the purity of the asymmetric oxidation

10

Table 11 reports chiral ligands and the solvents assayed, the other parameters being as defined in the above general procedure.

Entry	Chiral ligand	Solvent	E. e. (%)	Purity (%)	Yield (%)
1	(S,S)-(-)-DET	ethyl acetate	99	>99.5	79.2
2	(S,S)-(-)-DET	toluene	>99.5	>99.5	88.4
3	(R,R)-(+)-DET	toluene	98.6	>99.5	98.5
4	(S,S)-(-)-DIT	ethyl acetate	92.5	99.2	73.9

E.e. = enantiomeric excess ; DET = diethyl tartrate; DIT = Diisopropyl tartrate

15

Table 11

In the experimental conditions selected, an enantioselectivity equal to 92.5% or in the 98 - >99.5 % range and a purity in the 99.2 - >99.5 % range were obtained when using diethyltartrate or diisopropyl tartrate as chiral ligands.

20

Example 11 : Influence of the order and of the temperature of introduction of reagents on the enantioselectivity and the purity of the asymmetric oxidation

25 The following experiments were performed in ethyl acetate. Quantities used were as defined in the general protocol above.

Entry	Reagents introduction : order and temperature						E.e. %	Purity %	Yield %
	<u>1</u> / T	<u>2</u> / T	<u>3</u> / T	<u>4</u> / T	<u>5</u> / T	<u>6</u> / T			
1	DET / 20°C	SA / 20°C	Ti(OiPr) ₄ / 50°C	H ₂ O / 50°C	Et ₃ N / 20°C	CHP / 20°C	99,4	99,7	67,2
2	DET / 20°C	SA / 20°C	Et ₃ N / 50°C	Ti(OiPr) ₄ / 50°C	H ₂ O / 50°C	CHP / 20°C	99,6	99,8	78,9
3	DET / 20°C	SA / 20°C	Ti(OiPr) ₄ / 50°C	Et ₃ N / 50°C	H ₂ O / 50°C	CHP / 20°C	99,6	99,7	77,6
4	DET / 20°C	Ti(OiPr) ₄ / 50°C	H ₂ O / 50°C	SA / 50°C	Et ₃ N / 20°C	CHP / 20°C	98,8	99,6	64,2
5	DET / 20°C	Ti(OiPr) ₄ / 50°C	H ₂ O / 50°C	SA / 20°C	Et ₃ N / 20°C	CHP / 20°C	99,0	99,6	69,0
6	DET / 20°C	Ti(OiPr) ₄ / 50°C	H ₂ O / 50°C	Et ₃ N / 20°C	SA / 20°C	CHP / 20°C	98,6	99,4	68,4
7	DET / 20°C	Ti(OiPr) ₄ / 50°C	H ₂ O / 50°C	Et ₃ N / 50°C	SA / 50°C	CHP / 20°C	98,8	99,7	77,5
8	DET / 20°C	SA / 20°C	Ti(OiPr) ₄ / 50°C	H ₂ O / 50°C	Et ₃ N / 50°C	CHP / 20°C	99,0	99,7	78,1

E.e. = enantiomeric excess; DET = (S,S)-(-)-diethyl tartrate;

Ti(OiPr)₄ = titaniumtetraisopropoxide ; SA = sulphide amide; Et₃N = triethylamine;

CHP= cumene hydroperoxide.

Table 12

5

The reagents introduction order and temperature influenced only slightly the enantioselectivity (98.6-99.6 % range) and the purity (99.4-99.8% range) of the asymmetric oxidation of the sulphide amide studied, provided that the triethylamine was added before the oxidant.

10

Example 12 : Influence of the contact time of the oxidant in the reaction mixture on the enantioselectivity and the purity of the asymmetric oxidation

The experiment was performed according to the general procedure in ethyl acetate as solvent. The contact time between the oxidant and the reaction mixture was studied at room temperature.

15

Entry	Contact time	E.e. (%)	Purity (%)	Sulphone amide (%)	Sulphide amide (%)
1	30 min	99.6	99.66	0.04	0.28
2	1 hr	99.6	99.77	0.05	0.17
3	2 hrs	99.6	99.75	0.06	0.17
4	3 hrs	98.8	99.78	0.06	0.15
5	4 hrs	97.0	99.73	0.07	0.16
6	5 hrs	96.4	99.83	0.07	0.09
7	6 hrs	96.8	99.82	0.07	0.09
8	20.5 hrs	95.5	99.77	0.10	0.12
9	24 hrs	94.6	99.85	0.08	0.07
10	48 hrs	94.2	99.85	0.09	0.06

E.e. = enantiomeric excess

Table 13

The global yield of the reaction was 76.8 %. The contact time between the oxidant and other reagents weakly influence the enantioselectivity of the reaction which is slightly decreased with time although remaining acceptable (> to 94 %).

The purity remains high (increasing from 99.66 % to 99.85 %) with time. The levels of sulphone amide increased slightly from 0.04% to 0.1 % over a 48 hour period while the sulphide amide decreased from 0.28 % to 0.1 % with time. The best ratios of enantioselectivity over purity were obtained within 3 hours post the oxidant introduction in the reaction mixture.

Example 13: Influence of the quantity of oxidant on the enantioselectivity and the purity of the asymmetric oxidation

15

In the general experimental procedure defined above, the quantity of oxidant was varied between 0.9 and 2 equivalents with respect to the quantity of sulphide amide taken as 1 equivalent. The solvent used was ethyl acetate.

Entry	CuOOH / sulphide amide	Ee %	Purity %	Sulphone amide %	Sulphide amide %	Yield %
1	0.9 / 1	99.2	98.88	0.08	0.91	72.8
2	1/1	99.6	99.88	0.02	0.10	72
3	1.1 / 1	99.6	99.87	0.13	<DL	77.5
4	2 / 1	99.5	99.29	0.70	<DL	67.8

E.e. = enantiomeric excess; CuOOH = cumene hydroperoxide; DL = detection limit

Table 14

- 5 Results reported in table 14 showed that the enantioselectivity of the reaction was high, being equal or superior to 99.2 %. The purity was high as well, being, in particular, equal to 99.87 % when 1 and 1.1 equivalent of oxidant with respect to the sulphide amide (1 equivalent) were added in the reaction mixture. For 1 equivalent of oxidant, the percentage of sulphone detected was as low as 0.02 %. The amount of
10 sulphide was below the detection limit for 1.1 to 2 equivalents of oxidant.

Example 14: Influence of the quantity of chiral ligand on the enantioselectivity and the purity of the asymmetric oxidation

- 15 In the general experimental protocol defined above, the quantity of chiral ligand [(S,S)-(-)-diethyl tartrate] was varied between 1 and 2 equivalents with respect to the quantity of titanium isopropoxide taken as 1 equivalent in the chiral ligand titanium complex. The solvent used was ethyl acetate.

Entry	DET/Ti/H ₂ O	E. e. (%)	Purity (%)	Yield (%)
1	2 / 1 / 0.5	99.4	99.7	71.4
2	1.5 / 1 / 0.5	94.8	99.7	76.9
3	1 / 1 / 0.5	69.4	-	-

- 20 E.e.= enantiomeric excess; DET=[(S,S)-(-)-diethyl tartrate; Ti = titaniumisopropoxide; - = not determined

Table 15

An enantioselectivity close to 95 % or higher than 99 % and a purity superior to 99 % were obtained for a chiral ligand titanium complex stoichiometry in the 1.5/1/0.5 - 2/1/0.5 range.

5 Example 15: Reproducibility of the asymmetric oxidation reaction

The reproducibility of the asymmetric oxidation reaction of the diphenylmethyl-thioacetamide as defined in the general protocol above was assessed repeatedly in four separate experiments in ethyl acetate used as solvent.

10

Entry	E.e. (%)	Purity (%)	Sulphide amide (%)	Sulphone amide (%)	Yield (%)
1	99.6	99.84	0.10	0.05	73.3
2	99.6	99.86	0.05	0.09	74
3	99.6	99.79	0.13	0.05	73.9
4	99.6	99.88	0.10	0.02	72

E.e. = enantiomeric excess

Table 16

As shown in table 16, the reproducibility of the results is high. The enantioselectivity was repeatedly found superior or equal to 99.6 % and the purity superior or equal to 99.8 %. The levels of impurities were very low with only measurable levels of the sulphone amide in the 0.02-0.09 % range and of the remaining parent compound sulphide amide in the 0.05-0.13 % range. Search for other impurities as for example the corresponding sulphide acid or ester or their sulphone derivatives was unsuccessful.

Example 16: Influence of the structure of pro-chiral sulphide derivatives on the enantioselectivity and the purity of the asymmetric oxidation

25 The following pro-chiral sulphide derivatives were assayed in the experimental conditions as defined in the general procedure above and ethyl acetate as solvent.

Entry	Pro-chiral sulphide derivatives						E.e. %	Conversion rate (%)
	R1a	R1	R2a	R2	n	Y		
1	H	H	H	H	1	CONH ₂	99.6	~ 100
2	4-F	4'-F	H	H	1	CONH ₂	92.5	99
3	H	H	H	H	1	CONHCH ₃	96.4	~ 97
4	H	H	H	H	1	CONHCH ₂ Ph	~ 93	~ 97
5	H	H	H	H	1	CN	~ 92	~ 94

Table 17

Results indicated that the protocol may be applied to the compounds, giving a good enantioselectivity as high as 92 % - 99.6 % in most cases and a good conversion rate in the 94% - 100% range. In addition a crystallization step may be applied to the isolated end product of the reaction in order to increase the enantiomeric conversion and/or the purity of the desired enantiomer.

Example 17 :

Example 17 corresponds to the comparative Examples 1 to 3. The general procedure used to prepare sulfoxides was as described above:

General Procedure

Oxidation of sulphide in accordance with the method described by Kagan et al. Organic Syntheses, John Wiley and Sons INC. ed., 1993 ; vol. VIII, 464-467.

Water (0.27 mL, 0.015 mol, 1.0 eq) was added dropwise at room temperature (20°C) to a solution of diethyltartrate (DET) (6.19 g, 0.03 mol, 2.0 eq) and titanium (IV) isopropoxide (4.26 g, 4.43 mL, 0.015 mol, 1.0 eq) in 125 mL of anhydrous methylene chloride, under nitrogen. Stirring was maintained until the yellow solution became homogeneous (30 min) and the sulphide (0.03 mol, 2.0 eq) was added. The

solution was cooled to -30°C and left in contact for 50 minutes at -30°C. Then, cumene hydroperoxide (4.57 g, 5.0 mL, 0.03 mol, 2.0 eq) was added and the mixture was kept at -25°C for 15 hours. After this time, 5 mL of water were added, and the solution was stirred during 1 h 30. The medium was filtered on clarcel and the filtrate
5 worked up depending on the sulfoxide obtained. As an example, when the sulfoxide of diphenylmethylthioacetic acid was generated, the compound was extracted with 3 x 100 mL of an aqueous solution of K₂CO₃ (0.6 M). The aqueous phases were collected, filtered on clarcel, acidified by addition of 150 mL of an aqueous solution of chlorhydric acid 4N (pH \cong 1). The precipitate formed is filtered on
10 a fritted glass, rinsed with water and then dried *in vacuo* at 35°C.

Comparative Example 1 :

Enantioselectivity of asymmetric oxidation of sulphides of formula (II) with n = 1 according to X = -NH₂, -OCH₃, -OH

15

The above general procedure for comparative examples was applied to diphenylmethylthioacetamide, methyldiphenylmethylthioacetate or diphenylmethylthioacetic acid as sulphide, and by using either (R,R)-DET or (S,S)-DET.

Precursor	DET	Ee %	Conversion rate (%)
Diphenylmethylthioacetamide	(R,R)-(+)-DET	42	90
Methyldiphenylmethylthioacetate	(R,R)-(+)-DET	10	40
Diphenylmethylthioacetic acid	(R,R)-(+)-DET	50	70
Diphenylmethylthioacetic acid	(S, S)-(-)-DET	50	83

20

Table 18

Comparative Example 2 :

Influence of the amount of oxidizing agent on the enantioselectivity of oxidation of diphenylmethylthioacetic acid

25

The above general procedure for comparative examples was applied to diphenylmethylthioacetic acid by varying the amount of cumene hydroperoxide from 1 to 4 equivalents.

Cumene Hydroperoxide (eq)	Ee (%)	Conversion rate (%)
1	50	83
2	50	92
4	50	97

Table 19

The increase of the amount of the oxidizing agent allows to enhance the conversion rate of sulphide into sulfoxide but does not improve the enantioselectivity of the reaction, according to the Kagan's procedure.

Comparative Example 3:

Influence of the stoichiometry of the titanium chiral complex on the enantioselectivity of oxidation of diphenylmethylthioacetic acid

The above general procedure for comparative examples was applied to diphenylmethylthioacetic acid by varying the stoichiometry of the chiral titanium complex (S,S)-(-)-DET/Ti/H₂O.

(S,S)-(-)-DET / Ti / H ₂ O	Ee (%)	Conversion rate (%)
2 / 1 / 1	50	92
2 / 1 / 0	0	97
4 / 1 / 0	0	97

Table 20

The water is necessary to obtain an enantioselectivity, according to the Kagan's procedure.

EXAMPLES 18 to 24

Examples 18 to 23 correspond to examples of optional re-worked processes that may be applied to the crystallized end product resulting from the asymmetric oxidation and isolated by filtration in order either to obtain:

- an enantiomerically enriched form of the targeted enantiomer,

- a specific polymorphic form of the enantiomer,
and/or

to achieve a higher degree of purity by removing impurities as, as example, the initial pro-chiral sulphide and/or the suphone.

5 As used hereafter, the forms I, II and IV refer to the polymorphic forms of (-)-modafinil disclosed in WO 2004/060858.

Example 18:

10 A suspension of (-)-modafinil enantiomerically enriched (5 g; 0.018 mole) and ethanol 95% (20 to 25 mL; 4 to 5 volumes) was reflux under stirring for 5 minutes. The solution obtained was cooled first to room temperature (25°C) and then kept at 4°C for 1 or 2 hours. The crystallized sulphoxide was filtered under vacuum, washed with cold ethanol (95%) and dried under vacuum in an oven at 40°C. Results are reported in table 21.

15

Entry	Initial			Final		
	E.e. (%)	Purity (%)	Polymorphic Form	E.e. (%)	Purity (%)	Polymorphic Form
1	93.0	-	-	98.6	-	-
2	91.6	-	-	99.1	-	-
3	94.0	-	-	98.4	99.5	I
4	98.8	99.4	II	99.0	99.6	I
5	95.4	99.9	-	97.2	99.8	I
6	96.8	99.5	I	98.0	99.7	I

E.e. = enantiomeric excess; - : not determined

Table 21

20 As shown in table 21, the enantiomeric excess was increased by crystallization in an ethanol /H₂O (95/5) mixture. Such treatments lead to (-)-modafinil polymorphic form I.

Example 19:

Crystallization of (-)-modafinil enantiomerically enriched was performed in Tetrahydrofuran/H₂O (95/5) and acetone /H₂O (95/5) mixtures according to the experimental conditions described in Example 18.

Entry	Solvent	Initial			Final		
		E.e. (%)	Sulphide amide (%)	Sulphone amide (%)	E.e. (%)	Sulphide amide (%)	Sulphone amide (%)
1	THF/H ₂ O (95/5)	94.2	1.10	1.90	99.8	ND	0.40
2	THF/H ₂ O (95/5)	94.8	0.12	0.11	99.4	ND	0.10
3	Acetone/ H ₂ O (95/5)	94.8	0.06	0.24	98.2	ND	0.30

5 E.e. = enantiomeric excess; ND : not detectable

Table 22

Results reported in table 22 show an increase of the enantiomeric excess as well as a decrease of the pro-chiral sulphide amide below the detection limit. The
10 quantity of sulphone amide was decreased as well.

Example 20:

A suspension of (-)-modafinil enantiomerically enriched (12.15 g; 0.044 moles) and THF (122 mL) was slowly heated under stirring until dissolution is complete and
15 then refluxed. The solution was cooled at a controlled rate of -0.5°C/min to 0°C and kept at this temperature for 45 minutes. The crystallized sulphoxide was filtered and dried at 40°C under vacuum. Results are reported in table 23.

Yield : 77.1%

Initial				Final			
E.e. (%)	Purity (%)	Sulphone amide (%)	Sulphide amide (%)	E.e. (%)	Purity (%)	Sulphone amide (%)	Sulphide amide (%)
99.2	98.50	0.25	0.28	100	99.71	0.05	0.01

E.e. = enantiomeric excess

Table 23

5 In the above described experimental conditions, the added crystallization step increased the enantiomeric excess and the global percent of purity, while decreasing the levels of sulphone formed as well as the remaining untreated pro-chiral sulphide amide levels.

10 Example 21:

To a 250 mL flask containing 180mL of dichloromethane, (-)-modafinil enantiomerically enriched (10 g; 0.036 mole) form II was added. The mixture was heated to reflux and stirred until a solution was obtained. 125mL of solvent were condensed in a dean-stark extension. The remaining suspension was cooled to room
15 temperature and then placed in an ice-water bath for 1 hour. The crystallized sulphoxide was filtered off and dried at 40°C under vacuum.

Yield : 84.6%.

Initial				Final			
E.e. (%)	Purity (%)	Sulphone amide (%)	Sulphide amide (%)	E.e. (%)	Purity (%)	Sulphone amide (%)	Sulphide amide (%)
99.2	98.50	0.25	0.28	100	99.71	0.03	0.02

E.e. = enantiomeric excess

20 *Table 24*

In the above described experimental conditions, the crystallization step increased the purity level. The sulphone amide and the pro-chiral sulphide amide levels were decreased after this additional treatment. The final sulphoxide was crystallized as the polymorphic form IV.

Example 22:

A suspension of (-)-modafinil enantiomerically enriched (10 g; 0.036 mole) in acetonitrile (100mL) was heated up to reflux under stirring (350 rpm) until complete dissolution. Then, the solution was cooled to 0°C at a rate of -0.5°C/min and stirred
 5 (350 rpm) for about 1 hour. The crystallized sulfoxide was filtered off and dried at 40°C under vacuum.

Yield : 69.3%.

Initial				Final			
E.e. (%)	Purity (%)	Sulphone amide (%)	Sulphide amide (%)	E.e. (%)	Purity (%)	Sulphone amide (%)	Sulphide amide (%)
99.2	98.50	0.25	0.28	100	99.90	0.02	0.03

E.e. = enantiomeric excess

10

Table 25

The (-)-diphenylmethylsulphonylacetamide was obtained with a 100% enantiomeric excess and the sulphone amide and the pro-chiral sulphide amide levels were decreased after the additional crystallization treatment.

15

Example 23

A suspension of (-)-modafinil enantiomerically enriched (10 g; 0.036 mole) in ethyl acetate (150mL) was heated to reflux under stirring (350 rpm). Then methanol (25 mL) was added to achieve complete dissolution. Then, the solution was cooled to
 20 0°C at a rate of -0.5°C/min and stirred (350 rpm) for 45 minutes. The crystallized sulfoxide was filtered off and dried at 40°C under vacuum.

Yield : 38%.

Initial				Final			
E.e. (%)	Purity (%)	Sulphone amide (%)	Sulphide amide (%)	E.e. (%)	Purity (%)	Sulphone amide (%)	Sulphide amide (%)
99.2	98.50	0.25	0.28	99.8	99.54	0.04	0.03

E.e. = enantiomeric excess

Table 26

25

As reported in table 26, the crystallization step in ethyl acetate and methanol mixture decreased the sulphone amide and the pro-chiral sulphide amide levels by 84 and 89 %, respectively.

5 Example 24: Synthesis of the diphenylmethylthioacetamide

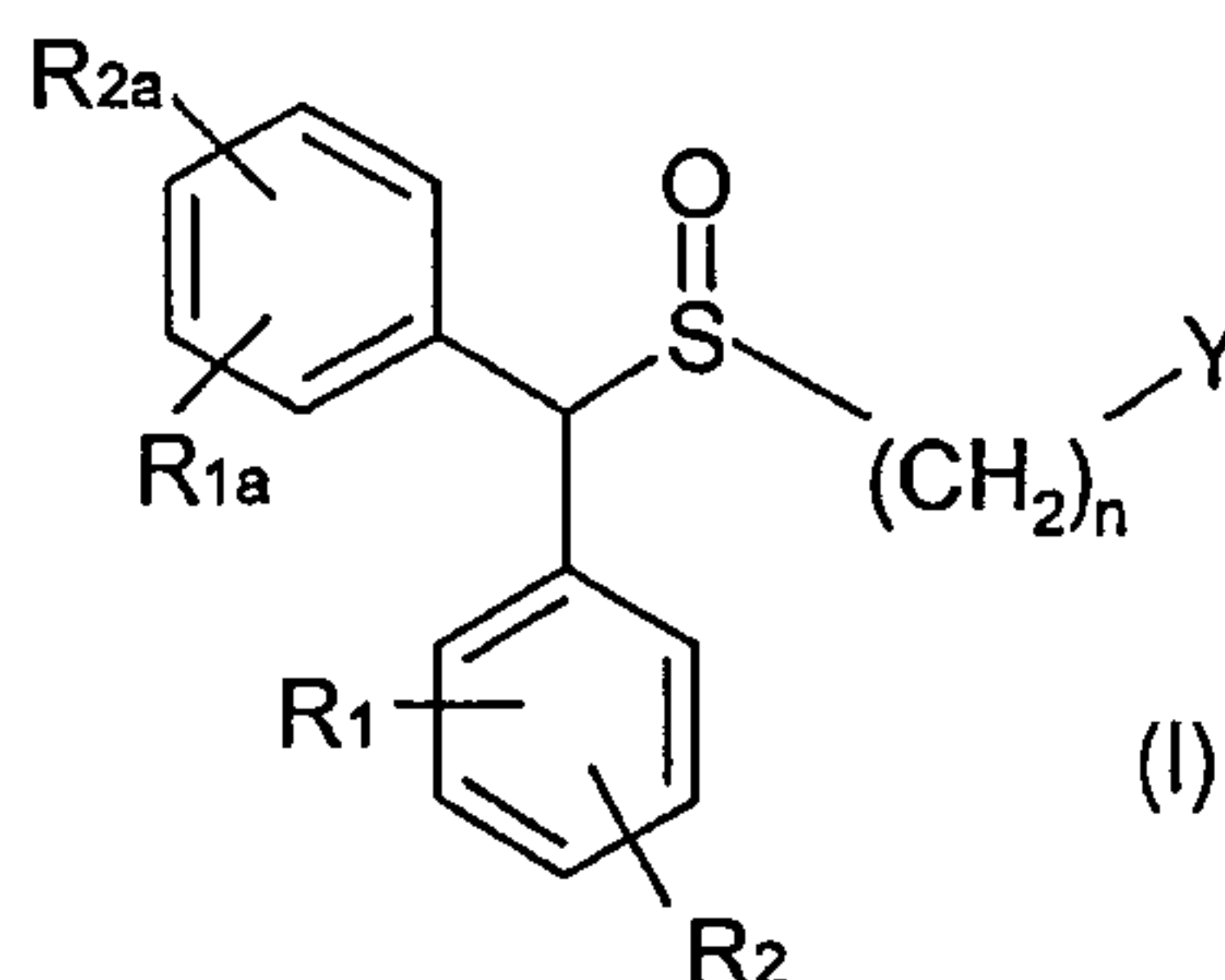
A reactor equipped with an impeller stirrer and a gas introduction tube was charged with methyldiphenylmethylthioacetate (100g; 1 equivalent) and methanol (300 mL; 3 volumes) at room temperature. The mixture was heated to 35°C. Ammonia (7 equivalents) was introduced within 3 hours, and the mixture contacted at
10 35°C for 16 hours before adding 3 equivalents of ammonia. When the reaction was completed, the mixture was cooled to 25°C and water (90 ml; 0.9 volume) added. The mixture was filtered and dried under vacuum.

Yield: 83 %

¹H-NMR (CDCl₃, 400MHz) : δ H 7.41 (d, 4H, H arom), 7.32 (t, 4H, H arom), 7.25 (t,
15 2H, H arom), 6.53 (s, 1H, NH₂), 6.22 (s, 1H, NH₂), 5.18 (s, 1H, CH), 3.07 (s, 2H, CH₂).

WHAT IS CLAIMED IS:

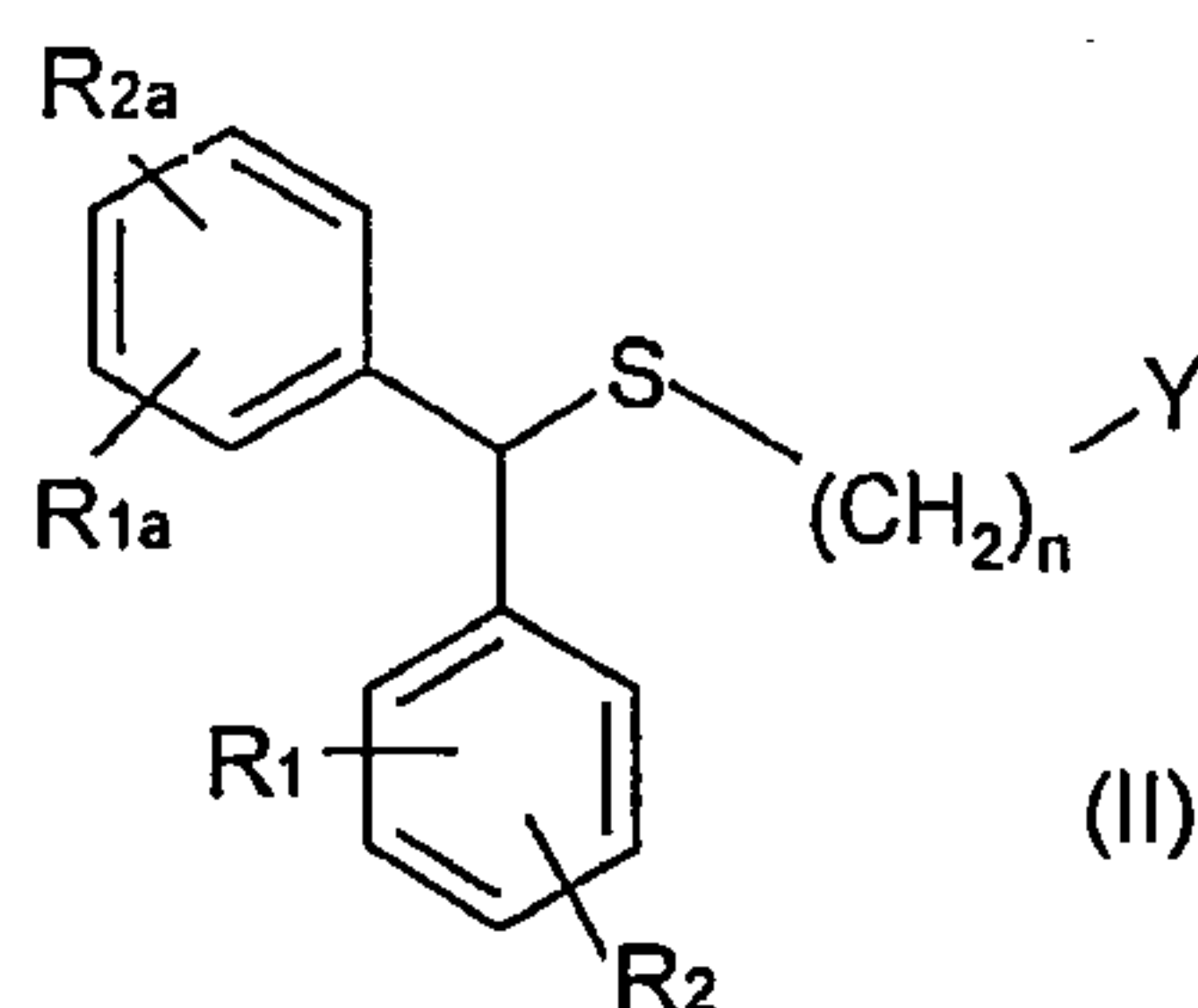
1. A method for preparing a sulfoxide compound of formula (I) either as a single enantiomer or in an enantiomerically enriched form:



wherein:

- Y is -CN, -C(=O)X wherein X is selected from -NR₃R₄, -OH, -OR₅ and -NHNH₂;
 - R₁, R_{1a}, R₂ and R_{2a} are the same or different and are selected from H, halo, (C₁-C₈)alkyl, (C₂-C₈)alkenyl, (C₂-C₈)alkynyl, (C₆-C₁₀)aryl, (C₅-C₁₀)heteroaryl, -CN, -CF₃, -NO₂, -OH, (C₁-C₈)alkoxy, -O(CH₂)_mNR₆R₇, -OC(=O)R₈, -C(=O)OR₈, -C(=O)R₈, -OC(=O)NR₆R₇, -O(CH₂)_mOR₈, -(CH₂)_mOR₈, -NR₆R₇ and -C(=O)NR₆R₇;
 - R₃ and R₄ are the same or different and are each selected from H, (C₁-C₆) alkyl, hydroxy(C₁-C₆)alkyl, -NHOH and -OH, or R₃ and R₄ may also be taken together with the N atom through which R₃ and R₄ are linked to form a 5 to 7 membered N-heterocyclic group;
 - R₅ represents alkyl, cycloalkyl, aralkyl, alkaryl, or aryl;
 - R₆ and R₇ are the same or different and selected from H, (C₁-C₆) alkyl, hydroxy(C₁-C₆)alkyl, or R₆ and R₇ may also be taken together with the N atom through which R₆ and R₇ are linked to form a 5 to 7 membered N-heterocyclic group;
 - R₈ represents H, alkyl, cycloalkyl, aralkyl, alkaryl, or aryl;
 - n is 1, 2 or 3 ; and
 - m is from 1, 2, 3, or 4 ;
- comprising the steps of :

a) contacting a pro-chiral sulphide of formula (II)



wherein R_1 , R_2 , R_{1a} , R_{2a} , Y and n are as defined above,

with a metal chiral ligand complex which is a titanium, zirconium, manganese or vanadium chiral ligand complex, an organic base and an oxidizing agent in an organic solvent ; and optionally

b) isolating the obtained sulfoxide of formula (I).

2. The method according to claim 1, wherein Y is $-C(=O)X$.

3. The method according to claim 1 or 2, wherein R_1 , R_2 , R_1 and R_{2a} represent H.

4. The method according to any one of the claims 1 to 3, wherein n is 1.

5. The method according to any one of claims 1 to 4, wherein X is NH_2 or $NHOH$.

6. The method according to claim 1, wherein the metal chiral ligand complex is a titanium chiral ligand complex.

7. The method according to claim 6, wherein the metal chiral ligand is a titanium dialkyltartrate complex.

8. The method according to any one of claims 1 to 7, wherein the metal chiral complex is prepared from a metal compound, a chiral ligand and water.

9. The method according to claim 8, wherein the metal chiral ligand complex is prepared with 0.1-1 equivalent of water with respect to the metal compound.
10. The method according to claim 9, wherein the metal chiral ligand complex is prepared with 0.4-0.8 equivalent of water with respect to the metal compound.
11. The method according to any one of claims 1 to 10, wherein the base is a tertiary amine.
12. The method according to claim 11, wherein the tertiary amine is diisopropylethylamine or triethylamine.
13. The method according to any one of claims 1 to 12, wherein step a) is performed in presence of 0.05-0.5 equivalent of base with respect to the sulphide.
- 10 14. The method according to claim 13, wherein step a) is performed in the presence of 0.1 to 0.3 equivalent of base.
15. The method according to any one of claims 1 to 14, wherein step a) is performed in the presence of 0.05-0.5 equivalent of the metal chiral ligand complex with respect to the sulphide.
16. The method according to claim 15, wherein step a) is performed in the presence of 0.1-0.3 equivalent of the metal chiral ligand complex.
17. The method according to any one of claims 1 to 16, wherein the metal chiral ligand complex is prepared at a temperature between 20-70°C.
- 20 18. The method according to claim 17, wherein the metal chiral ligand complex is prepared at a temperature between 40-60°C.

19. The method according to claim 18, wherein the metal chiral ligand complex is prepared at a temperature between 50-55°C.
20. The method according to any one of claims 1 to 19, wherein the oxidizing agent is contacted with the sulphide, the metal chiral ligand complex and the base at a temperature between 0-60°C.
21. The method according to claim 20, wherein the oxidizing agent is contacted with the sulphide, the metal chiral ligand complex and the base at room temperature.
22. The method according to any one of claims 1 to 21, wherein the oxidizing agent is hydrogen peroxide, tert-butyl hydroperoxide or cumene hydroperoxide.
- 10 23. The method according to claim 22, wherein the oxidizing agent is cumene hydroperoxide.
24. The method according to any one of claims 1 to 23, wherein the obtained sulfoxide is directly isolated by filtration.
25. The method according to any one of claims 1 to 24, wherein the method further comprises a step of crystallization of the product obtained in step b).
26. The method according to claim 25, wherein the crystallization is carried out in a mixture of an organic solvent with water.
27. The method according to claim 26, wherein the organic solvent is an alcohol.
- 20 28. The method according to claim 26 or 27, wherein the water represents up to 40% by volume of the mixture.

29. The method according to claim 25, wherein the crystallization is a preferential crystallization.

30. The method according to any one of claims 1 to 4 and 6 to 29, wherein Y of the sulfoxide compound of formula (I) is $-C(=O)X$ and X is $-OH$.

31. The method according to claim 30, wherein the sulfoxide compound of formula (I) is modafinic acid.

32. The method according to claim 30 or 31, which further comprises the subsequent steps of converting $X = -OH$ of the sulfoxide of formula (I) into $X = -NH_2$.

10 33. The method according to claim 32, which comprises the steps of:

- a) esterification of the carboxylic acid function ; and
- b) amidation of the resulting ester.

34. The method according to any one of claims 1 to 4 and 6 to 29, wherein Y of the sulfoxide compound of formula (I) is $-C(=O)X$ and X is OR_5 , R_5 being as defined in claim 1.

35. The method according to claim 34, wherein the sulfoxide compound of formula (I) is an ester of modafinic acid.

36. The method according to claim 34 or 35, which further comprises the step of converting $X = -OR_5$ of the sulfoxide compound of formula (I) into $X = -NH_2$.

20 37. The method according to claim 36, wherein $X = -OR_5$ of the sulfoxide compound of formula (I) is converted into $X = -NH_2$ by an amidation reaction.

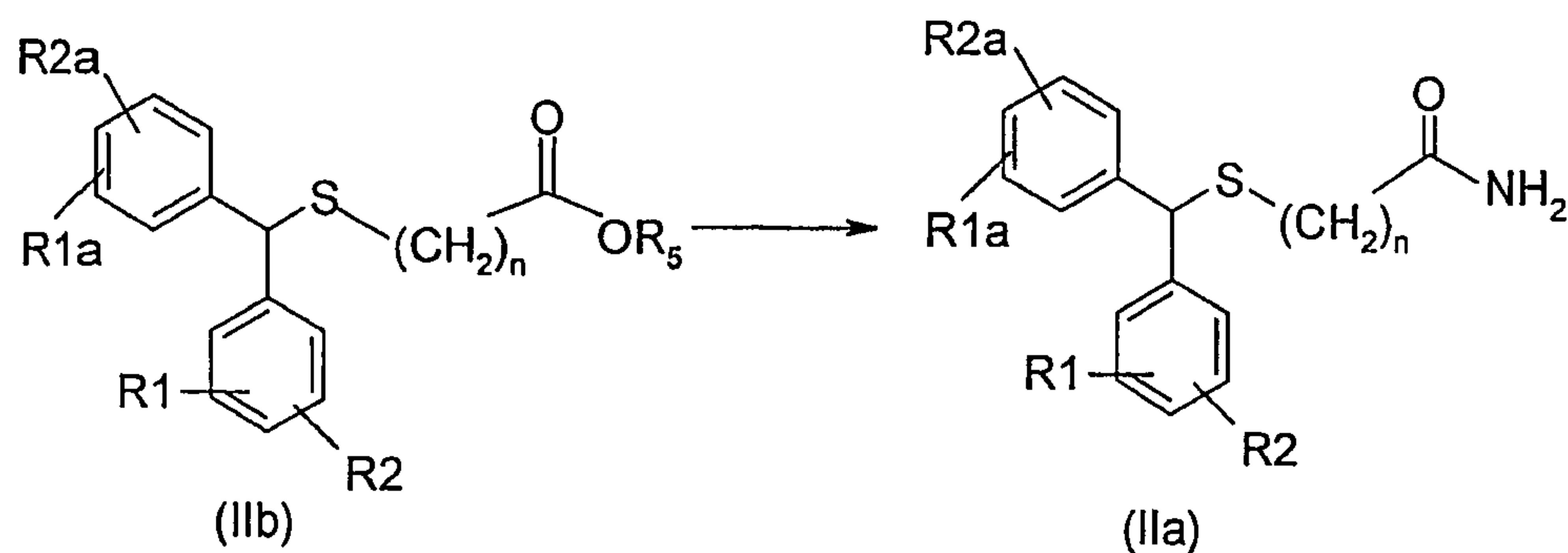
38. The method according to any one of claims 1 and 3 to 29, wherein Y of the sulfoxide of formula (I) is CN.

39. The method according to claim 38, which further comprises the step of converting Y = CN of the sulfoxide compound of formula (I) into Y = C(=O)NH₂.

40. The method according to claim 39, wherein Y = CN is converted into Y = C(=O)NH₂ by oxidation or hydrolysis of the CN group.

41. The method according to claim 39 or 40, wherein diphenylmethylsulphinylacetonitrile is converted into modafinil.

42. The method according to claim 5, wherein the sulphide of formula (IIa) in which X = -NH₂ is prepared from a sulphide of formula (IIb) wherein X = -OR₅



R₁, R_{1a}, R₂, R_{2a}, R₅ and n being as defined in claim 1.

43. The method according to claim 42, wherein R₁, R_{1a}, R₂, R_{2a} are H, n is 1 and R₅ is alkyl.

44. The method according to claim 43, wherein the compound of formula (IIb) is methyldiphenylmethylthioacetate (MDMTA).

45. The method according to claim 43 or 44, wherein the compound of formula (IIb) is prepared from benzhydrol.

46. The method according to claim 44, wherein the MDMTA is prepared from benzhydrol by the method comprising the steps of:

- a1) conversion of benzhydrol into benzhydryl carboxylate, and
- b1) conversion of benzhydryl carboxylate into MDMTA.

