

(No Model.)

J. W. HAMMERSCHMIDT.
SLAT SUPPORT FOR BEDSTEADS, &c.

No. 275,202.

Patented Apr. 3, 1883.

Fig. 1.

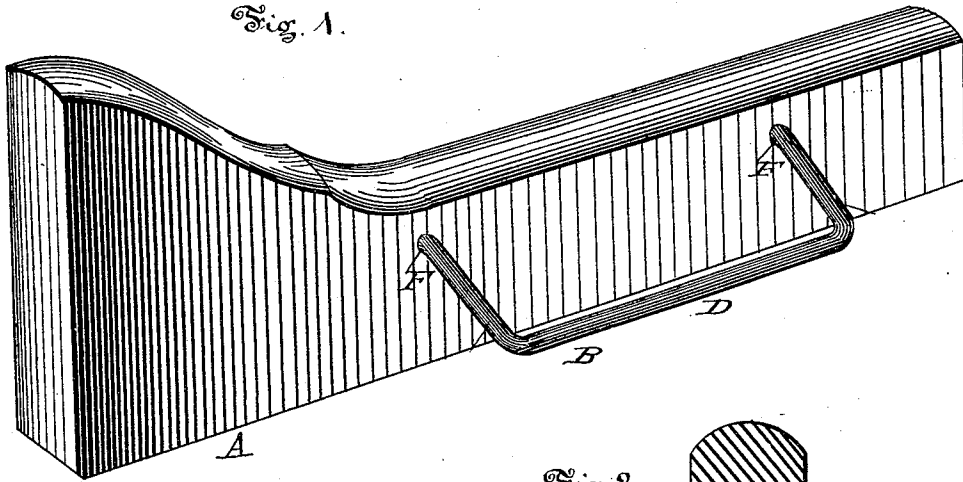


Fig. 2.

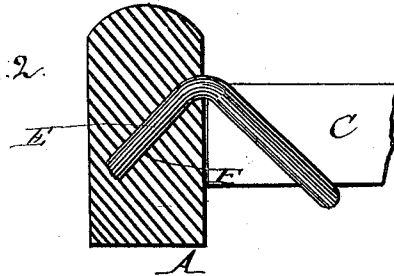


Fig. 3.

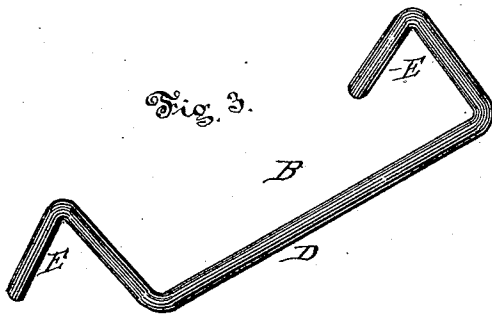
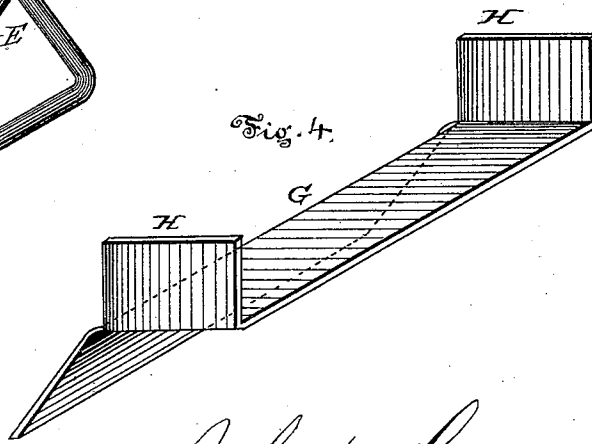


Fig. 4.



WITNESSES:

Fred. L. Dieterich
Wm. Leeper

INVENTOR.

John W. Hammerschmidt,
By *Louis Bagger & Co.*

ATTORNEYS.

UNITED STATES PATENT OFFICE.

JOHN W. HAMMERSCHMIDT, OF QUINCY, ILLINOIS.

SLAT-SUPPORT FOR BEDSTEADS, &c.

SPECIFICATION forming part of Letters Patent No. 275,202, dated April 3, 1883.

Application filed February 10, 1883. (No model.)

To all whom it may concern:

Be it known that I, JOHN WM. HAMMERSCHMIDT, of Quincy, in the county of Adams and State of Illinois, have invented certain new and useful Improvements in Slat-Supports for Bedsteads, &c.; and I do hereby declare that the following is a full, clear, and exact description of the invention, which will enable others skilled in the art to which it appertains to make and use the same, reference being had to the accompanying drawings, which form a part of this specification, and in which—

Figure 1 is a perspective view of a part of a side piece of a bed provided with my improved slat-support. Fig. 2 is an end view of the support, with the side piece in section, showing the manner of inserting the support. Fig. 3 is a perspective view of the support detached, and Fig. 4 is a similar view of a modification of the same.

Similar letters of reference indicate corresponding parts in all the figures.

My invention has relation to supports for bed-slats; and it consists in the improved construction of parts of the same, as hereinafter more fully described and claimed.

In the accompanying drawings, the letter A indicates the side piece of a bed; B, the support, and C the end of one of the slats. The support consists of a piece of stout wire or metallic rod, bent to form a wide bail, D, for the reception of the end of the slat, while the ends E are bent at right angles to the sides of the bail and inserted into holes F in the side piece of the bed, the holes being bored downward at an angle of *c* forty-five degrees to the face of the side piece, bringing the bail to extend downward at the same angle. In this manner an inexpensive and very strong support is provided, the weight resting upon the slat, driv-

ing the ends of the support farther into the holes, while the bails extend far enough out from the side pieces to afford ample support for the ends of the slats. It will also be seen that in packing the parts of the bed for shipment or other transport the supports may be removed, enabling the side pieces to be placed flat upon each other, while the supports may be packed in a very small space, and be easily inserted when the bed is put up again.

In Fig. 4 is shown a modification of the support, consisting of a plate, G, having upwardly-bent ends H, at right angles to the plate, which serve as support for the slat, while an oblique tongue or plate enters the side piece of the bed at an angle of *c* forty-five degrees, thus forming a detachable support.

Having thus described my invention, I claim and desire to secure by Letters Patent of the United States—

1. A support for bed-slats, consisting of a supporting-bail, D, having downward-bent ends adapted to enter obliquely into the side pieces of the bed, as and for the purpose shown and set forth.

2. The slat-support consisting of a metallic rod bent to form a wide bail, D, adapted to receive the end of the slat, and having its ends bent at right angles to the sides of the bail, adapted to enter obliquely downward at an angle of *c* forty-five degrees into the side pieces of the bed, as and for the purpose shown and set forth.

In testimony that I claim the foregoing as my own I have hereunto affixed my signature in presence of two witnesses.

JOHN WM. HAMMERSCHMIDT.

Witnesses:

JACOB HELLMAN,
HENRY STOETZEL.