

[54] MANUAL MASSAGE INSTRUMENT

[75] Inventor: Jean-Pierre Vitrac, Paris, France

[73] Assignee: Pierre Fabre S.A., Paris, France

[\*\*] Term: 14 Years

[21] Appl. No.: 116,254

[22] Filed: Jan. 28, 1980

[30] Foreign Application Priority Data

Aug. 8, 1979 [FR] France ..... 42697

[51] Int. Cl. .... D28-03

[52] U.S. Cl. .... D24/36

[58] Field of Search ..... 132/88.5, 7; 401/6-8, 401/28; D24/36

[56] References Cited

U.S. PATENT DOCUMENTS

- D. 204,581 4/1966 Coulson ..... D24/36
- D. 249,893 10/1978 Armbruster et al. .... D24/36
- 1,819,628 8/1931 Van Sant ..... 128/67

- 1,969,042 8/1934 Senn ..... 401/28 X
- 2,265,329 12/1941 Wachs ..... 401/7
- 3,146,484 9/1964 Lussier et al. .... 401/28 X
- 4,222,676 9/1980 Roth ..... 401/28

FOREIGN PATENT DOCUMENTS

- 160450 5/1905 Fed. Rep. of Germany ..... 401/28
- 461181 12/1951 Italy ..... 401/28

Primary Examiner—Bernard Ansher

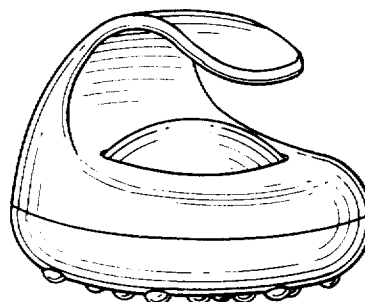
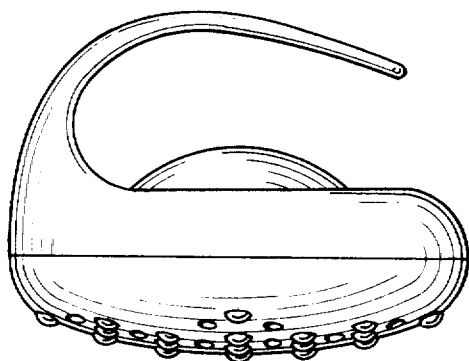
Attorney, Agent, or Firm—Gordon W. Hueschen

[57] CLAIM

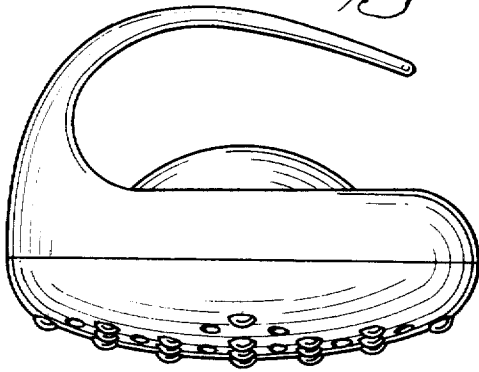
The ornamental design for a manual massage instrument, substantially as shown and described.

DESCRIPTION

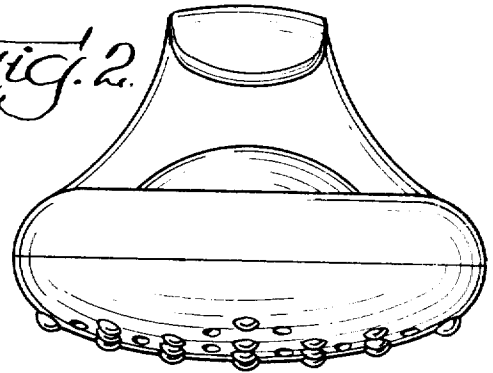
FIG. 1 is a side elevation of a manual massage instrument embodying my new design;  
 FIG. 2 is a front elevation thereof;  
 FIG. 3 is a bottom perspective view thereof;  
 FIG. 4 is a top perspective view thereof;  
 FIG. 5 is a front perspective view thereof; and  
 FIG. 6 is a bottom plan view thereof.



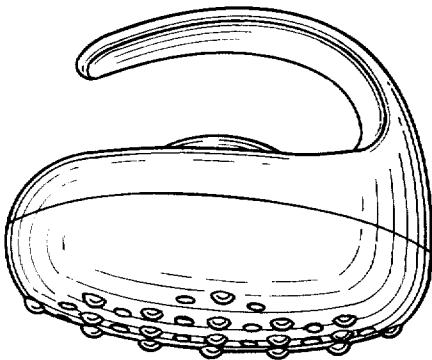
*Fig. 1*



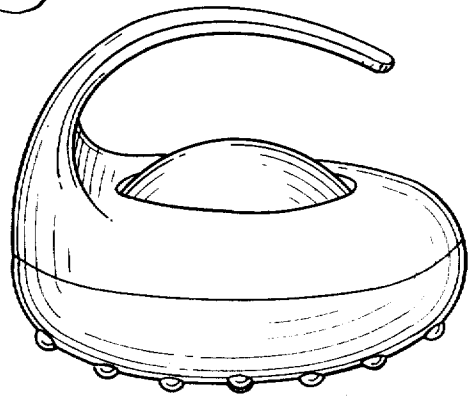
*Fig. 2*




*Fig. 3*



*Fig. 4*



*Fig. 5*



*Fig. 6*

