

(19) World Intellectual Property Organization  
International Bureau



(43) International Publication Date  
2 August 2007 (02.08.2007)

PCT

(10) International Publication Number  
**WO 2007/087283 A3**

(51) International Patent Classification:

**C07D 471/04** (2006.01) **A61K 31/5025** (2006.01)  
**C07D 487/04** (2006.01) **A61K 31/437** (2006.01)  
**A61K 31/4985** (2006.01) **A61P 35/00** (2006.01)

(21) International Application Number:

PCT/US2007/001726

(22) International Filing Date: 23 January 2007 (23.01.2007)

(25) Filing Language: English

(26) Publication Language: English

(30) Priority Data:

60/761,097 23 January 2006 (23.01.2006) US

(71) Applicant (for all designated States except US): **VERTEX PHARMACEUTICALS INCORPORATED** [US/US]; 130 Waverly Street, Cambridge, MA 02139 (US).

(72) Inventors; and

(75) Inventors/Applicants (for US only): **DURRANT, Steven** [GB/GB]; 12 Wick Close, Abingdon, Oxfordshire OX14 2NQ (GB). **CHARRIER, Jean-Damien** [FR/GB]; 2 East-erfield, Grove, Wantage, Oxfordshire OX12 7LL (GB). **KNEGTEL, Ronald** [NL/GB]; 92 Andersey Way, Abingdon, Oxfordshire OX14 5NW (GB). **BRENCHLEY, Guy** [GB/GB]; 12 Boucher Close, Gove, Wantage, Oxfordshire OX12 0NE (GB). **KAY, David**; 4, Church Path, Purton, Wiltshire SN5 9DR (GB). **SADIQ, Shazia** [GB/GB]; 24 Three Corners Road, Oxford OX4 7UE (GB). **RAMAYA, Sharn** [GB/GB]; 31 Pine Ridge Road, Burghfield Common, Berkshire RG7 3NB (GB).

(74) Agent: **CHE, Jennifer, G.**; Vertex Pharmaceuticals Incorporated, 130 Waverly Street, Cambridge, MA 02139 (US).

(81) Designated States (unless otherwise indicated, for every kind of national protection available): AE, AG, AL, AM, AT, AU, AZ, BA, BB, BG, BR, BW, BY, BZ, CA, CH, CN, CO, CR, CU, CZ, DE, DK, DM, DZ, EC, EE, EG, ES, FI, GB, GD, GE, GH, GM, GT, HN, HR, HU, ID, IL, IN, IS, JP, KE, KG, KM, KN, KP, KR, KZ, LA, LC, LK, LR, LS, LT, LU, LV, LY, MA, MD, MG, MK, MN, MW, MX, MY, MZ, NA, NG, NI, NO, NZ, OM, PG, PH, PL, PT, RO, RS, RU, SC, SD, SE, SG, SK, SL, SM, SV, SY, TJ, TM, TN, TR, TT, TZ, UA, UG, US, UZ, VC, VN, ZA, ZM, ZW.

(84) Designated States (unless otherwise indicated, for every kind of regional protection available): ARIPO (BW, GH, GM, KE, LS, MW, MZ, NA, SD, SL, SZ, TZ, UG, ZM, ZW), Eurasian (AM, AZ, BY, KG, KZ, MD, RU, TJ, TM), European (AT, BE, BG, CH, CY, CZ, DE, DK, EE, ES, FI, FR, GB, GR, HU, IE, IS, IT, LT, LU, LV, MC, NL, PL, PT, RO, SE, SI, SK, TR), OAPI (BF, BJ, CF, CG, CI, CM, GA, GN, GQ, GW, ML, MR, NE, SN, TD, TG).

Published:

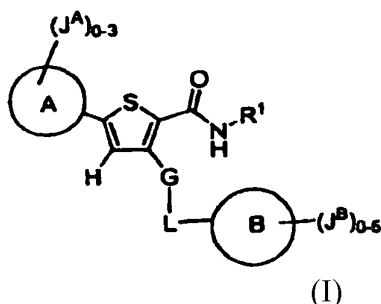
- with international search report
- before the expiration of the time limit for amending the claims and to be republished in the event of receipt of amendments

(88) Date of publication of the international search report:

13 September 2007

For two-letter codes and other abbreviations, refer to the "Guidance Notes on Codes and Abbreviations" appearing at the beginning of each regular issue of the PCT Gazette.

(54) Title: THIOPHENE-CARBOXAMIDES USEFUL AS INHIBITORS OF PROTEIN KINASES



(57) Abstract: The present invention relates to compounds of formula (I) useful as inhibitors of protein kinase. The invention also provides pharmaceutically acceptable compositions comprising said compounds and methods of using the compositions in the treatment of various disease, conditions, or disorders. The invention also provides processes for preparing compounds of the inventions.

THIOPHENE-CARBOXAMIDES  
USEFUL AS INHIBITORS OF PROTEIN KINASES

TECHNICAL FIELD OF THE INVENTION

**[0001]** The present invention relates to compounds useful as inhibitors of protein kinases. The invention also provides pharmaceutically acceptable compositions comprising the compounds of the invention and methods of using the compositions in the treatment of various disorders. The invention also provides processes for preparing the compounds of the invention.

BACKGROUND OF THE INVENTION

**[0002]** The search for new therapeutic agents has been greatly aided in recent years by a better understanding of the structure of enzymes and other biomolecules associated with diseases. One important class of enzymes that has been the subject of intensive study is protein kinases.

**[0003]** Protein kinases constitute a large family of structurally related enzymes that are responsible for the control of a variety of signal transduction processes within the cell (see Hardie, G and Hanks, S. *The Protein Kinase Facts Book, I and II*, Academic Press, San Diego, CA: 1995) Protein kinases are thought to have evolved from a common ancestral gene due to the conservation of their structure and catalytic function. Almost all kinases contain a

- 2 -

similar 250-300 amino acid catalytic domain. The kinases may be categorized into families by the substrates they phosphorylate (e.g., protein-tyrosine, protein-serine/threonine, lipids etc). Sequence motifs have been identified that generally correspond to each of these kinase families (See, for example, Hanks, S.K., Hunter, T., *FASEB J.* **1995**, 9, 576-596; Knighton et al., *Science* **1991**, 253, 407-414; Hiles et al, *Cell* **1992**, 70, 419-429; Kunz et al, *Cell* **1993**, 73, 585-596; Garcia-Bustos et al, *EMBO J* **1994**, 13, 2352-2361).

**[0004]** In general, protein kinases mediate intracellular signaling by effecting a phosphoryl transfer from a nucleoside triphosphate to a protein acceptor that is involved in a signaling pathway. These phosphorylation events act as molecular on/off switches that can modulate or regulate the target protein biological function. These phosphorylation events are ultimately triggered in response to a variety of extracellular and other stimuli. Examples of such stimuli include environmental and chemical stress signals (e.g., shock, heat shock, ultraviolet radiation, bacterial endotoxin, and H<sub>2</sub>O<sub>2</sub>), cytokines (e.g., interleukin-1 (IL-1) and tumor necrosis factor alpha (TNF- $\alpha$ ), and growth factors (e.g., granulocyte macrophage-colony stimulating factor (GM-CSF), and fibroblast growth factor (FGF)). An extracellular stimulus may affect one or more cellular responses related to cell growth, migration, differentiation, secretion of hormones, activation of transcription factors, muscle contraction, glucose metabolism, control of protein synthesis, survival and regulation of the cell cycle.

**[0005]** Many diseases are associated with abnormal cellular responses triggered by protein kinase-mediated events as described herein. These diseases include, but are not

- 3 -

limited to, cancer, autoimmune diseases, inflammatory diseases, bone diseases, metabolic diseases, neurological and neurodegenerative diseases, cardiovascular diseases, allergies and asthma, Alzheimer's disease and hormone related diseases. Accordingly, there has been a substantial effort in medicinal chemistry to find protein kinase inhibitors that are effective as therapeutic agents.

**[0006]** The Polo-like kinases (Plk) belong to a family of serine / threonine kinases that are highly conserved across the species, ranging from yeast to man (reviewed in Lowery DM et al., *Oncogene* **2005**, 24;248-259). The Plk kinases have multiple roles in cell cycle, including control of entry into and progression through mitosis.

**[0007]** Plk1 is the best characterized of the Plk family members. Plk1 is widely expressed and is most abundant in tissues with a high mitotic index. Protein levels of Plk1 rise and peak in mitosis (Hamanaka, R et al., *J Biol Chem* **1995**, 270, 21086-21091). The reported substrates of Plk1 are all molecules that are known to regulate entry and progression through mitosis, and include CDC25C, cyclin B, p53, APC, BRCA2 and the proteasome. Plk1 is upregulated in multiple cancer types and the expression levels correlate with severity of disease (Macmillan, JC et al., *Ann Surg Oncol* **2001**, 8, 729-740). Plk1 is an oncogene and can transform NIH-3T3 cells (Smith, MR et al., *Biochem Biophys Res Commun* **1997**, 234, 397-405). Depletion or inhibition of Plk1 by siRNA, antisense, microinjection of antibodies, or transfection of a dominant negative construct of Plk1 into cells, reduces proliferation and viability of tumour cells in vitro (Guan, R et al., *Cancer Res* **2005**, 65, 2698-2704; Liu, X et al., *Proc Natl Acad Sci U S A* **2003**, 100, 5789-5794, Fan, Y et al., *World J Gastroenterol* **2005**, 11, 4596-4599; Lane, HA et al., *J Cell Biol* **1996**, 135, 1701-1713).

- 4 -

Tumour cells that have been depleted of Plk1 have activated spindle checkpoints and defects in spindle formation, chromosome alignment and separation and cytokinesis. Loss in viability has been reported to be the result of an induction of apoptosis. In contrast, normal cells have been reported to maintain viability on depletion of Plk1. In vivo knock down of Plk1 by siRNA or the use of dominant negative constructs leads to growth inhibition or regression of tumours in xenograft models.

**[0008]** Plk2 is mainly expressed during the G1 phase of the cell cycle and is localized to the centrosome in interphase cells. Plk2 knockout mice develop normally, are fertile and have normal survival rates, but are around 20% smaller than wild type mice. Cells from knockout animals progress through the cell cycle more slowly than in normal mice (Ma, S et al., *Mol Cell Biol* **2003**, 23, 6936-6943). Depletion of Plk2 by siRNA or transfection of kinase inactive mutants into cells blocks centriole duplication. Downregulation of Plk2 also sensitizes tumour cells to taxol and promotes mitotic catastrophe, in part by suppression of the p53 response (Burns TF et al., *Mol Cell Biol* **2003**, 23, 5556-5571).

**[0009]** Plk3 is expressed throughout the cell cycle and increases from G1 to mitosis. Expression is upregulated in highly proliferating ovarian tumours and breast cancer and is associated with a worse prognosis (Weichert, W et al., *Br J Cancer* **2004**, 90, 815-821; Weichert, W et al., *Virchows Arch* **2005**, 446, 442-450). In addition to regulation of mitosis, Plk3 is believed to be involved in Golgi fragmentation during the cell cycle and in the DNA-damage response. Inhibition of Plk3 by dominant negative expression is reported to promote p53-independent apoptosis

- 5 -

after DNA damage and suppresses colony formation by tumour cells (Li, Z et al., *J Biol Chem* **2005**, *280*, 16843-16850.

**[0010]** Plk4 is structurally more diverse from the other Plk family members. Depletion of this kinase causes apoptosis in cancer cells (Li, J et al., *Neoplasia* **2005**, *7*, 312-323). Plk4 knockout mice arrest at E7.5 with a high fraction of cells in mitosis and partly segregated chromosomes (Hudson, JW et al., *Current Biology* **2001**, *11*, 441-446).

**[0011]** Molecules of the protein kinase family have been implicated in tumour cell growth, proliferation and survival. Accordingly, there is a great need to develop compounds useful as inhibitors of protein kinases. The evidence implicating the Plk kinases as essential for cell division is strong. Blockade of the cell cycle is a clinically validated approach to inhibiting tumour cell proliferation and viability. It would therefore be desirable to develop compounds that are useful as inhibitors of the Plk family of protein kinases (e.g., Plk1, Plk2, Plk3 and Plk4), that would inhibit proliferation and reduce viability of tumour cells, particularly as there is a strong medical need to develop new treatments for cancer.

#### SUMMARY OF THE INVENTION

**[0012]** Compounds of this invention, and pharmaceutically acceptable compositions thereof, are effective as inhibitors of protein kinases. In some embodiments, these compounds are effective as inhibitors of PLK protein kinases; in some embodiments, as inhibitors of PLK1 protein kinases. These compounds have the formula I, as defined herein, or a pharmaceutically acceptable salt thereof.

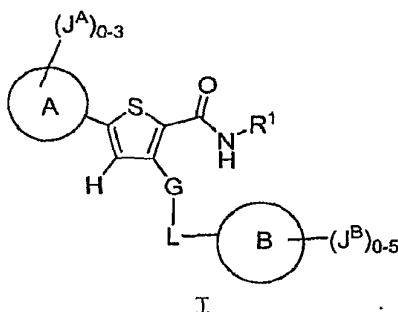
**[0013]** These compounds and pharmaceutically acceptable compositions thereof are useful for treating or preventing a variety of diseases, disorders or conditions, including, but

- 6 -

not limited to, an autoimmune, inflammatory, proliferative, or hyperproliferative disease, a neurodegenerative disease, or an immunologically-mediated disease. The compounds provided by this invention are also useful for the study of kinases in biological and pathological phenomena; the study of intracellular signal transduction pathways mediated by such kinases; and the comparative evaluation of new kinase inhibitors.

#### DETAILED DESCRIPTION OF THE INVENTION

This invention provides compounds of Formula I:



wherein

$R^1$  is H,  $C_{1-6}$ aliphatic, or  $C_{3-6}$ cycloaliphatic;

G is  $-C(R)_2-$  or  $-O-$ ;

L is  $C_{0-3}$ aliphatic optionally substituted with 0-3  $J^B$ ;

Ring A is 5-6 membered aromatic monocyclic ring containing 0-3 heteroatoms selected from O, N, and S; Ring A is optionally substituted with 0-3  $J^A$ ; Ring A is fused to Ring A' ;

Ring A' is a 5-8 membered aromatic or nonaromatic monocyclic ring containing 0-3 heteroatoms selected from O, N, and S; Ring A' is optionally substituted with 0-4  $J^{A'}$ ;

Ring B is 5-6 membered aromatic monocyclic ring containing 0-3 heteroatoms selected from O, N, and S; Ring B is optionally substituted with 0-5  $J^B$  and optionally fused to Ring B' ;

- 7 -

Ring B' is a 5-8 membered aromatic or nonaromatic monocyclic ring containing 0-3 heteroatoms selected from O, N, and S; Ring B' is optionally substituted with 0-4 J<sup>B'</sup>; each J<sup>A</sup>, J<sup>A'</sup>, J<sup>B</sup>, and J<sup>B'</sup> is independently C<sub>1-6</sub>haloalkyl, halo, NO<sub>2</sub>, CN, Q, or -Z-Q;

Z is independently C<sub>1-6</sub>aliphatic optionally interrupted with 0-3 occurrences of -NR-, -O-, -S-, -C(O)-, -C(=NR)-, -C(=NOR)-, -SO-, or -SO<sub>2</sub>-; each Z is optionally substituted with 0-2 J<sup>Z</sup>;

Q is H; C<sub>1-6</sub> aliphatic; a 3-8-membered aromatic or nonaromatic monocyclic ring having 0-3 heteroatoms independently selected from O, N, and S; or an 8-12 membered aromatic or nonaromatic bicyclic ring system having 0-5 heteroatoms independently selected from O, N, and S; each Q is optionally substituted with 0-5 J<sup>Q</sup>;

each J<sup>L</sup> and J<sup>Z</sup> is independently H, halo, C<sub>1-6</sub> aliphatic, C<sub>3-6</sub>cycloaliphatic, NO<sub>2</sub>, CN, -NH<sub>2</sub>, -NH(C<sub>1-4</sub> aliphatic), -N(C<sub>1-4</sub> aliphatic)<sub>2</sub>, -OH, -O(C<sub>1-4</sub> aliphatic), -CO<sub>2</sub>H, -CO<sub>2</sub>(C<sub>1-4</sub> aliphatic), -O(haloC<sub>1-4</sub> aliphatic), or halo(C<sub>1-4</sub> aliphatic);

each J<sup>Q</sup> is independently M or -Y-M;

each Y is independently an unsubstituted C<sub>1-6</sub>aliphatic optionally interrupted with 0-3 occurrences of -NR-, -O-, -S-, -C(O)-, -SO-, or -SO<sub>2</sub>-;

each M is independently H, C<sub>1-6</sub> aliphatic, C<sub>3-6</sub>cycloaliphatic, halo(C<sub>1-4</sub> aliphatic), -O(haloC<sub>1-4</sub> aliphatic), C<sub>3-6</sub> heterocyclyl, halo, NO<sub>2</sub>, CN, OH, OR', SH, SR', NH<sub>2</sub>, NHR', N(R')<sub>2</sub>, COH, COR', CONH<sub>2</sub>, CONHR', CONR'<sub>2</sub>, NHCOR', NR'COR', NHCONH<sub>2</sub>, NHCONHR', NHCON(R')<sub>2</sub>, SO<sub>2</sub>NH<sub>2</sub>, SO<sub>2</sub>NHR', SO<sub>2</sub>N(R')<sub>2</sub>, NHSO<sub>2</sub>R', or NR'SO<sub>2</sub>R';

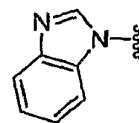
R is H or unsubstituted C<sub>1-6</sub>aliphatic;

R' is unsubstituted C<sub>1-6</sub>aliphatic; or two R' groups, together with the atom to which they are bound, form an



- 8 -

unsubstituted 3-8 membered nonaromatic monocyclic ring having 0-1 heteroatoms independently selected from O, N, and S;



provided that Ring A fused to Ring A' does not form

**[0014]** Compounds of this invention include those described generally above, and are further illustrated by the classes, subclasses, and species disclosed herein. As used herein, the following definitions shall apply unless otherwise indicated. For purposes of this invention, the chemical elements are identified in accordance with the Periodic Table of the Elements, CAS version, Handbook of Chemistry and Physics, 75<sup>th</sup> Ed. Additionally, general principles of organic chemistry are described in "Organic Chemistry", Thomas Sorrell, University Science Books, Sausalito: 1999, and "March's Advanced Organic Chemistry", 5<sup>th</sup> Ed., Ed.: Smith, M.B. and March, J., John Wiley & Sons, New York: 2001, the entire contents of which are hereby incorporated by reference.

**[0015]** As described herein, a specified number range of atoms includes any integer therein. For example, a group having from 1-4 atoms could have 1, 2, 3, or 4 atoms.

**[0016]** As described herein, compounds of the invention may optionally be substituted with one or more substituents, such as are illustrated generally above, or as exemplified by particular classes, subclasses, and species of the invention. It will be appreciated that the phrase "optionally substituted" is used interchangeably with the phrase "substituted or unsubstituted." In general, the term "substituted", whether preceded by the term "optionally" or not, refers to the replacement of hydrogen radicals in a given structure with the radical of a specified substituent.

- 9 -

Unless otherwise indicated, an optionally substituted group may have a substituent at each substitutable position of the group, and when more than one position in any given structure may be substituted with more than one substituent selected from a specified group, the substituent may be either the same or different at every position.

Combinations of substituents envisioned by this invention are preferably those that result in the formation of stable or chemically feasible compounds.

**[0017]** The term "stable", as used herein, refers to compounds that are not substantially altered when subjected to conditions to allow for their production, detection, recovery, purification, and use for one or more of the purposes disclosed herein. In some embodiments, a stable compound or chemically feasible compound is one that is not substantially altered when kept at a temperature of 40°C or less, in the absence of moisture or other chemically reactive conditions, for at least a week.

**[0018]** The term "aliphatic" or "aliphatic group", as used herein, means a straight-chain (i.e., unbranched) or branched, substituted or unsubstituted hydrocarbon chain that is completely saturated or that contains one or more units of unsaturation that has a single point of attachment to the rest of the molecule. Unless otherwise specified, aliphatic groups contain 1-20 aliphatic carbon atoms. In some embodiments, aliphatic groups contain 1-10 aliphatic carbon atoms. In other embodiments, aliphatic groups contain 1-8 aliphatic carbon atoms. In still other embodiments, aliphatic groups contain 1-6 aliphatic carbon atoms, and in yet other embodiments aliphatic groups contain 1-4 aliphatic carbon atoms. Suitable aliphatic groups include, but are not limited to, linear or branched, substituted or unsubstituted alkyl, alkenyl, or alkynyl

- 10 -

groups. Specific examples include, but are not limited to, methyl, ethyl, isopropyl, n-propyl, sec-butyl, vinyl, n-butenyl, ethynyl, and tert-butyl.

**[0019]** The term "cycloaliphatic" (or "carbocycle" or "carbocyclyl" or "cycloalkyl") refers to a monocyclic C<sub>3</sub>-C<sub>8</sub> hydrocarbon or bicyclic C<sub>8</sub>-C<sub>12</sub> hydrocarbon that is completely saturated or that contains one or more units of unsaturation, but which is not aromatic, that has a single point of attachment to the rest of the molecule wherein any individual ring in said bicyclic ring system has 3-7 members. Suitable cycloaliphatic groups include, but are not limited to, cycloalkyl and cycloalkenyl groups. Specific examples include, but are not limited to, cyclohexyl, cyclopropenyl, and cyclobutyl.

**[0020]** The term "heterocycle", "heterocyclyl", or "heterocyclic" as used herein means non-aromatic, monocyclic, bicyclic, or tricyclic ring systems in which one or more ring members are an independently selected heteroatom. In some embodiments, the "heterocycle", "heterocyclyl", or "heterocyclic" group has three to fourteen ring members in which one or more ring members is a heteroatom independently selected from oxygen, sulfur, nitrogen, or phosphorus, and each ring in the system contains 3 to 7 ring members.

**[0021]** Suitable heterocycles include, but are not limited to, 3-1H-benzimidazol-2-one, 3-(1-alkyl)-benzimidazol-2-one, 2-tetrahydrofuranyl, 3-tetrahydrofuranyl, 2-tetrahydrothiophenyl, 3-tetrahydrothiophenyl, 2-morpholino, 3-morpholino, 4-morpholino, 2-thiomorpholino, 3-thiomorpholino, 4-thiomorpholino, 1-pyrrolidinyl, 2-pyrrolidinyl, 3-pyrrolidinyl, 1-tetrahydropiperazinyl, 2-tetrahydropiperazinyl, 3-tetrahydropiperazinyl, 1-piperidinyl, 2-piperidinyl, 3-piperidinyl, 1-pyrazolinyl, 3-

- 11 -

pyrazolinyl, 4-pyrazolinyl, 5-pyrazolinyl, 1-piperidinyl, 2-piperidinyl, 3-piperidinyl, 4-piperidinyl, 2-thiazolidinyl, 3-thiazolidinyl, 4-thiazolidinyl, 1-imidazolidinyl, 2-imidazolidinyl, 4-imidazolidinyl, 5-imidazolidinyl, indolinyl, tetrahydroquinolinyl, tetrahydroisoquinolinyl, benzothiolane, benzodithiane, and 1,3-dihydro-imidazol-2-one.

**[0022]** Cyclic groups, (e.g. cycloaliphatic and heterocycles), can be linearly fused, bridged, or spirocyclic.

**[0023]** The term "heteroatom" means one or more of oxygen, sulfur, nitrogen, or phosphorus, (including, any oxidized form of nitrogen, sulfur, or phosphorus; the quaternized form of any basic nitrogen or; a substitutable nitrogen of a heterocyclic ring, for example N (as in 3,4-dihydro-2H-pyrrolyl), NH (as in pyrrolidinyl) or NR<sup>+</sup> (as in N-substituted pyrrolidinyl)).

**[0024]** The term "unsaturated", as used herein, means that a moiety has one or more units of unsaturation.

**[0025]** The term "nonaromatic", as used herein, describes rings that are either saturated or partially unsaturated but that are not aromatic.

**[0026]** The term "aromatic", as used herein, describes rings that are fully unsaturated as the term aromatic is understood in the art.

**[0027]** The term "alkoxy", or "thioalkyl", as used herein, refers to an alkyl group, as previously defined, attached to the principal carbon chain through an oxygen ("alkoxy") or sulfur ("thioalkyl") atom, respectively.

**[0028]** The terms "haloalkyl", "haloalkenyl", "haloaliphatic", and "haloalkoxy" mean alkyl, alkenyl, aliphatic, or alkoxy, as the case may be, substituted with

- 12 -

one or more halogen atoms. The terms "halogen", "halo", and "hal" mean F, Cl, Br, or I.

**[0029]** The term "aryl" used alone or as part of a larger moiety as in "aralkyl", "aralkoxy", or "aryloxyalkyl", refers to monocyclic, bicyclic, and tricyclic ring systems having a total of five to fourteen ring members, wherein at least one ring in the system is aromatic and wherein each ring in the system contains 3 to 7 ring members. The term "aryl" may be used interchangeably with the term "aryl ring". The term "aryl" also refers to heteroaryl ring systems as defined hereinbelow.

**[0030]** The term "heteroaryl", used alone or as part of a larger moiety as in "heteroaralkyl" or "heteroarylalkoxy", refers to monocyclic, bicyclic, and tricyclic ring systems having a total of five to fourteen ring members, wherein at least one ring in the system is aromatic, at least one ring in the system contains one or more heteroatoms, and wherein each ring in the system contains 3 to 7 ring members. The term "heteroaryl" may be used interchangeably with the term "heteroaryl ring" or the term "heteroaromatic". Suitable heteroaryl rings include, but are not limited to, 2-furanyl, 3-furanyl, N-imidazolyl, 2-imidazolyl, 4-imidazolyl, 5-imidazolyl, benzimidazolyl, 3-isoxazolyl, 4-isoxazolyl, 5-isoxazolyl, 2-oxazolyl, 4-oxazolyl, 5-oxazolyl, N-pyrrolyl, 2-pyrrolyl, 3-pyrrolyl, 2-pyridyl, 3-pyridyl, 4-pyridyl, 2-pyrimidinyl, 4-pyrimidinyl, 5-pyrimidinyl, pyridazinyl (e.g., 3-pyridazinyl), 2-thiazolyl, 4-thiazolyl, 5-thiazolyl, tetrazolyl (e.g., 5-tetrazolyl), triazolyl (e.g., 2-triazolyl and 5-triazolyl), 2-thienyl, 3-thienyl, benzofuryl, benzothiophenyl, indolyl (e.g., 2-indolyl), pyrazolyl (e.g., 2-pyrazolyl), isothiazolyl, 1,2,3-oxadiazolyl, 1,2,5-oxadiazolyl, 1,2,4-oxadiazolyl, 1,2,3-triazolyl, 1,2,3-thiadiazolyl, 1,3,4-thiadiazolyl, 1,2,5-

- 13 -

thiadiazolyl, purinyl, pyrazinyl, 1,3,5-triazinyl, quinolinyl (e.g., 2-quinolinyl, 3-quinolinyl, 4-quinolinyl), and isoquinolinyl (e.g., 1-isoquinolinyl, 3-isoquinolinyl, or 4-isoquinolinyl).

**[0031]** The term "protecting group" and "protective group" as used herein, are interchangeable and refer to an agent used to temporarily block one or more desired reactive sites in a multifunctional compound. In certain embodiments, a protecting group has one or more, and preferably all, of the following characteristics: a) is added selectively to a functional group in good yield to give a protected substrate that is b) stable to reactions occurring at one or more of the other reactive sites; and c) is selectively removable in good yield by reagents that do not attack the regenerated, deprotected functional group. Exemplary protecting groups are detailed in Greene, T.W., Wuts, P. G in "Protective Groups in Organic Synthesis", Third Edition, John Wiley & Sons, New York: 1999 (and other editions of the book), the entire contents of which are hereby incorporated by reference. The term "nitrogen protecting group", as used herein, refers to an agent used to temporarily block one or more desired nitrogen reactive sites in a multifunctional compound. Preferred nitrogen protecting groups also possess the characteristics exemplified above, and certain exemplary nitrogen protecting groups are also detailed in Chapter 7 in Greene, T.W., Wuts, P. G in "Protective Groups in Organic Synthesis", Third Edition, John Wiley & Sons, New York: 1999, the entire contents of which are hereby incorporated by reference.

**[0032]** In some embodiments, an alkyl or aliphatic chain can be optionally interrupted with an atom or group. This means that a methylene unit of the alkyl or aliphatic chain is optionally replaced with said atom or group. Examples of

- 14 -

such replacement atoms or groups would include, but are not limited to, -NR-, -O-, -S-, -CO<sub>2</sub>-, -OC(O)-, -C(O)CO-, -C(O)-, -C(O)NR-, -C(=N-CN), -NRCO-, -NRC(O)O-, -SO<sub>2</sub>NR-, -NRSO<sub>2</sub>-, -NRC(O)NR-, -OC(O)NR-, -NRSO<sub>2</sub>NR-, -SO-, or -SO<sub>2</sub>-, wherein R is defined herein. Unless otherwise specified, the optional replacements form a chemically stable compound. Interruptions, if present, can occur both within the chain and at either end of the chain; i.e. both at the point of attachment and/or also at the terminal end. Two optional replacement atoms or groups can also be adjacent to each other within a chain so long as it results in a chemically stable compound.

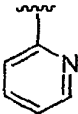
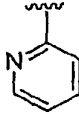
**[0033]** Unless otherwise specified, if the replacement or interruption occurs at the terminal end, the replacement atom is bound to an H on the terminal end. For example, if -CH<sub>2</sub>CH<sub>2</sub>CH<sub>3</sub> were optionally interrupted with -O-, the resulting compound could be -OCH<sub>2</sub>CH<sub>3</sub>, -CH<sub>2</sub>OCH<sub>3</sub>, or -CH<sub>2</sub>CH<sub>2</sub>OH.

**[0034]** Unless otherwise stated, structures depicted herein are also meant to include all isomeric (e.g., enantiomeric, diastereomeric, and geometric (or conformational)) forms of the structure; for example, the R and S configurations for each asymmetric center, (Z) and (E) double bond isomers, and (Z) and (E) conformational isomers. Therefore, single stereochemical isomers as well as enantiomeric, diastereomeric, and geometric (or conformational) mixtures of the present compounds are within the scope of the invention.

**[0035]** Unless otherwise stated, all tautomeric forms of the compounds of the invention are within the scope of the invention.

- 15 -

**[0036]** Unless otherwise stated, a substituent can freely rotate around any rotatable bonds. For example, a

substituent drawn as  also represents .

**[0037]** Additionally, unless otherwise stated, structures depicted herein are also meant to include compounds that differ only in the presence of one or more isotopically enriched atoms. For example, compounds having the present structures except for the replacement of hydrogen by deuterium or tritium, or the replacement of a carbon by a  $^{13}\text{C}$ - or  $^{14}\text{C}$ -enriched carbon are within the scope of this invention. Such compounds are useful, for example, as analytical tools or probes in biological assays.

**[0038]** The following abbreviations are used:

PG	protecting group
LG	leaving group
DCM	dichloromethane
Ac	acetyl
$\text{PdCl}_2(\text{PPh}_3)_2$	dichlorobis(triphenylphosphine)palladium(II)
$\text{Pd}(\text{PPh}_3)_4$	tetrakis (triphenylphosphine)palladium(0)
$\text{PdCl}_2(\text{dppf})$	dichloro[1,1'-ferrocenylbis(diphenylphosphine)]palladium(II)
TMS	trimethyl silyl
TMSI	trimethyl silyl iodide
TMSCl	trimethyl silyl chloride
DMF	dimethylformamide
EtOAc	ethyl acetate
DMSO	dimethyl sulfoxide
MeCN	acetonitrile
TFA	trifluoroacetic acid
TCA	trichloroacetic acid
ATP	adenosine triphosphate



- 16 -

EtOH	ethanol
Ph	phenyl
Me	methyl
Et	ethyl
Bu	butyl
DEAD	diethylazodicarboxylate
HEPES	4-(2-hydroxyethyl)-1-piperazineethanesulfonic acid
BSA	bovine serum albumin
DTT	dithiothreitol
MOPS	4-morpholinepropanesulfonic acid
NMR	nuclear magnetic resonance
HPLC	high performance liquid chromatography
LCMS	liquid chromatography-mass spectrometry
TLC	thin layer chromatography
Rt	retention time

**[0039]** In some embodiments of this invention, G is  $-C(R)_2-$ . In other embodiments, G is O.

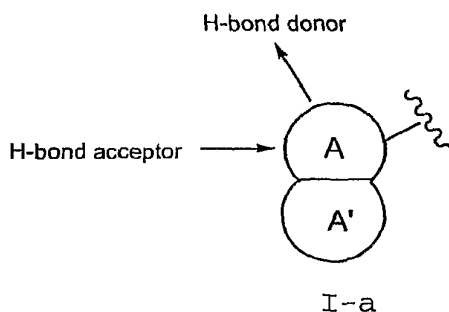
**[0040]** In some embodiments,  $R^1$  is H.

**[0041]** In some embodiments, Ring A is a 5-membered ring containing 1-3 heteroatoms selected from O, N, and S. In other embodiments, Ring A is a 5-membered ring containing 1-2 heteroatoms selected from O, N, and S. In yet other embodiments, Ring A is a 6-membered ring containing 1-2 heteroatoms selected from O, N, and S.

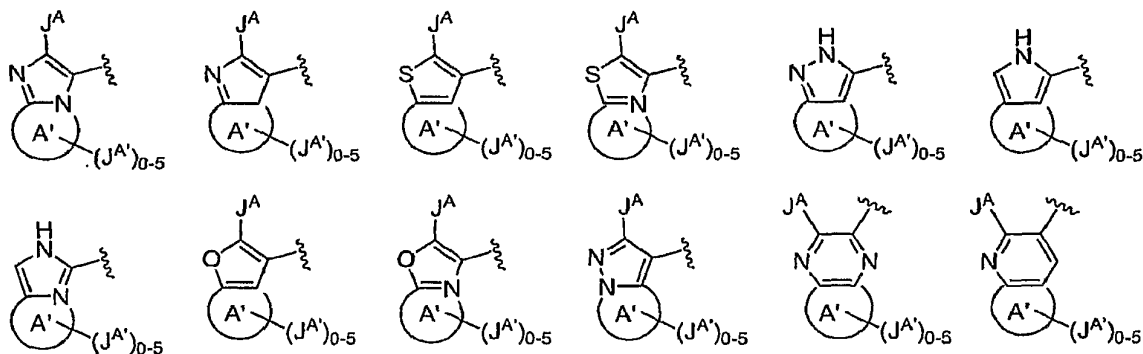
- 17 -

**[0042]** In some embodiments, Ring A' is a 5-6 membered aromatic monocyclic ring containing 0-3 heteroatoms selected from O, N, and S.

**[0043]** In some embodiments, Ring A-A' is as represented in formula I-a;

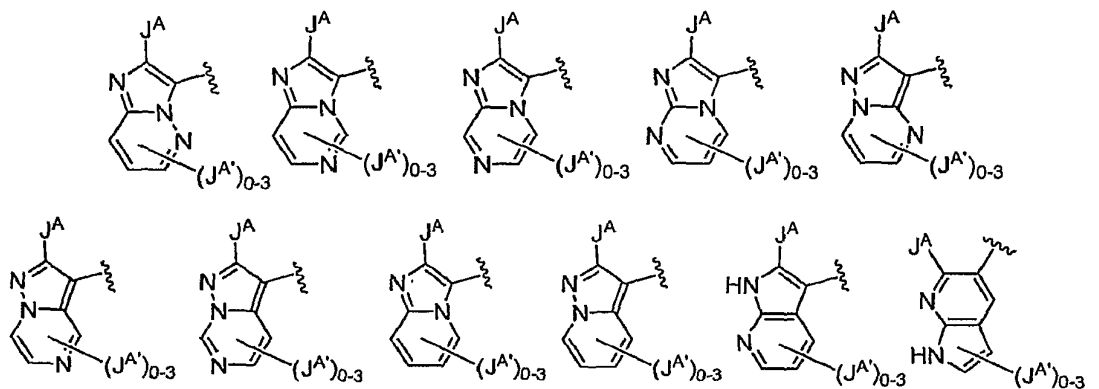


wherein ring A contains a heteroatom (an H-bond acceptor) selected from O, N, and S, which is adjacent to another atom (an H-bond donor) selected from NH and C-J<sup>A</sup>; which is adjacent to the point of attachment; J<sup>A</sup> is selected from H, OH, SH, NH<sub>2</sub>, and NHR. The point of attachment is the atom that is bonded to the thiophene ring. In formula I-a, the point of attachment is depicted as such: . Examples include, but are not limited to, the formulas shown below:

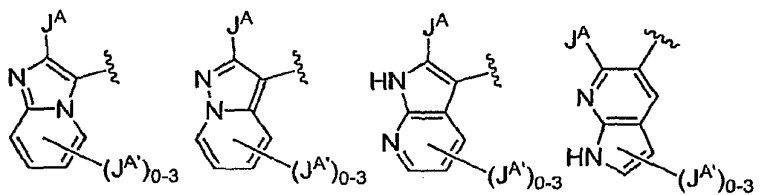


**[0044]** In other embodiments, the heteroatom of ring A is N. In yet other embodiments, J<sup>A</sup> is H. In some embodiments, A is N and J<sup>A</sup> is H. In some embodiments, Ring A-A' is selected from the following:

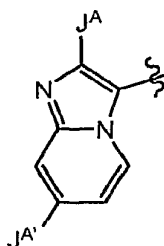
- 18 -



**[0045]** In yet other embodiments, Ring A-A' is selected from the following:

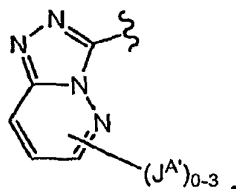


**[0046]** In yet other embodiments, Ring A-A' is selected from the following:



and  $J^A$  is H.

**[0047]** In yet other embodiments, Ring A-A' is selected from the following:



**[0048]** In some embodiments, Ring B is a 6 membered aromatic monocyclic ring containing 0-2 nitrogen atoms. In some

- 19 -

embodiments, Ring B is fused to Ring B'. In some embodiments, Ring B' is a 5-6 membered aromatic monocyclic ring containing 0-3 heteroatoms selected from O, N, and S.

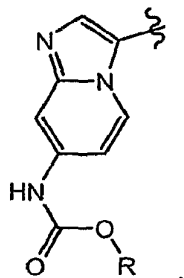
**[0049]** In some embodiments,  $J^A$  is H,  $C_{1-6}$  aliphatic,  $C_{3-6}$  cycloaliphatic, halo( $C_{1-4}$  aliphatic),  $-O(\text{halo}C_{1-4} \text{ aliphatic})$ ,  $C_{3-6}$  heterocyclyl, halo,  $NO_2$ , CN, OH, OR, SH, SR,  $NH_2$ , NHR,  $N(R)_2$ , COH, COR,  $CONH_2$ , CONHR,  $CONR_2$ , NHCOR, NRCOR,  $NHCONH_2$ ,  $NHCONHR$ ,  $NHCON(R)_2$ ,  $SO_2NH_2$ ,  $SO_2NHR$ ,  $SO_2N(R)_2$ ,  $NHSO_2R$ , or  $NRSO_2R$ . In some embodiments,  $J^A$  is H.

**[0050]** In other embodiments,  $J^{A'}$  is H,  $C_{1-6}$  aliphatic,  $C_{3-6}$  cycloaliphatic, halo( $C_{1-4}$  aliphatic),  $-O(\text{halo}C_{1-4} \text{ aliphatic})$ ,  $C_{3-6}$  heterocyclyl, halo,  $NO_2$ , CN, OH, OR, SH, SR,  $NH_2$ , NHR,  $N(R)_2$ , COH, COR,  $CONH_2$ , CONHR,  $CONR_2$ , NHCOR, NRCOR,  $NHCONH_2$ ,  $NHCONHR$ ,  $NHCON(R)_2$ ,  $SO_2NH_2$ ,  $SO_2NHR$ ,  $SO_2N(R)_2$ ,  $NHSO_2R$ , or  $NRSO_2R$ .

**[0051]** In yet another embodiments,  $J^{A'}$  is  $-NHCOR$ .

**[0052]** In yet another embodiments,  $J^{A'}$  is  $-NHCOR$  and the R is  $C_{1-6}$  alkyl. In certain forms of these embodiments, the alkyl is methyl. In other forms, is ethyl.

**[0053]** In yet another embodiment, Ring A-A' is:



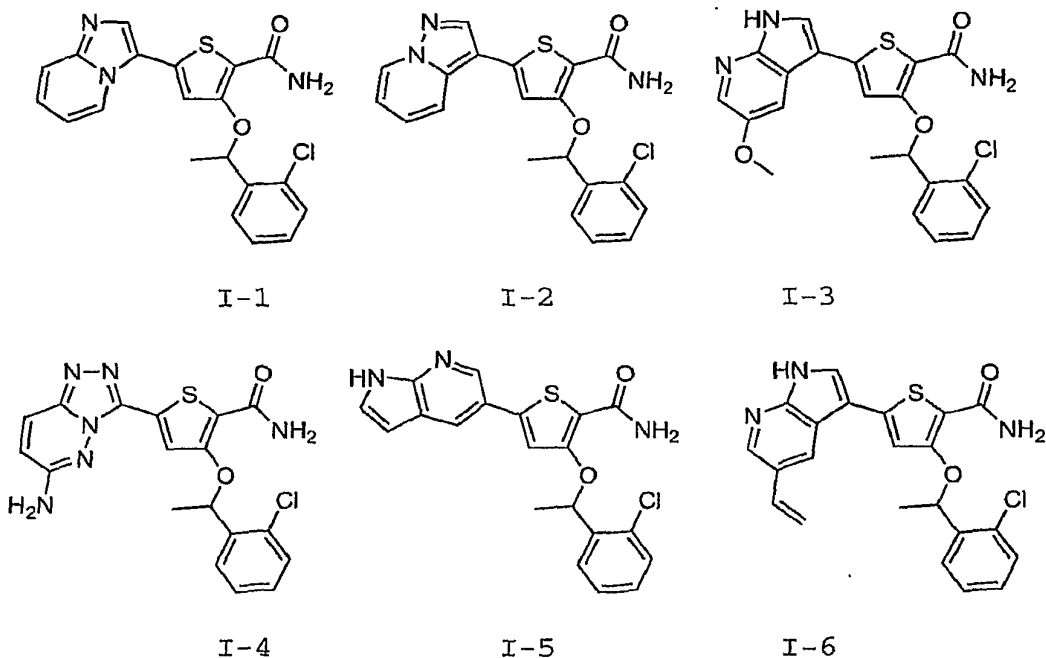
- 20 -

**[0054]** In some embodiments,  $J^B$  is H,  $C_{1-6}$  aliphatic,  $C_{3-6}$ cycloaliphatic, halo( $C_{1-4}$  aliphatic),  $-O(\text{halo}C_{1-4}$  aliphatic),  $C_{3-6}$  heterocyclcyl, halo,  $NO_2$ , CN, OH, OR, SH, SR,  $NH_2$ , NHR,  $N(R)_2$ , COH, COR,  $CONH_2$ , CONHR,  $CONR_2$ , NHCOR, NRCOR,  $NHCONH_2$ ,  $NHCONHR$ ,  $NHCON(R)_2$ ,  $SO_2NH_2$ ,  $SO_2NHR$ ,  $SO_2N(R)_2$ ,  $NHSO_2R$ , or  $NRSO_2R$ .

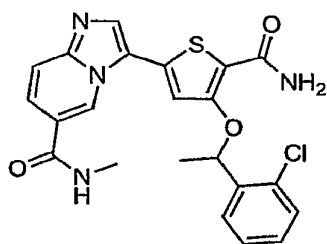
**[0055]** In other embodiments,  $J^{B'}$  is H,  $C_{1-6}$  aliphatic,  $C_{3-6}$ cycloaliphatic, halo( $C_{1-4}$  aliphatic),  $-O(\text{halo}C_{1-4}$  aliphatic),  $C_{3-6}$  heterocyclcyl, halo,  $NO_2$ , CN, OH, OR, SH, SR,  $NH_2$ , NHR,  $N(R)_2$ , COH, COR,  $CONH_2$ , CONHR,  $CONR_2$ , NHCOR, NRCOR,  $NHCONH_2$ ,  $NHCONHR$ ,  $NHCON(R)_2$ ,  $SO_2NH_2$ ,  $SO_2NHR$ ,  $SO_2N(R)_2$ ,  $NHSO_2R$ , or  $NRSO_2R$ .

**[0056]** In some embodiments, the compounds of this invention are as represented in Table 1.

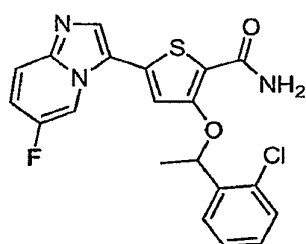
Table 1



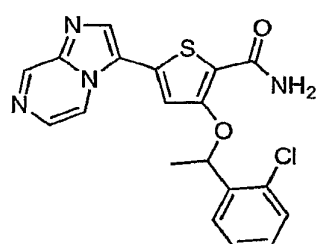
- 21 -



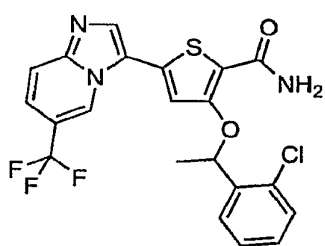
I-7



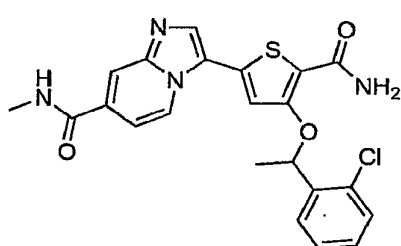
I-8



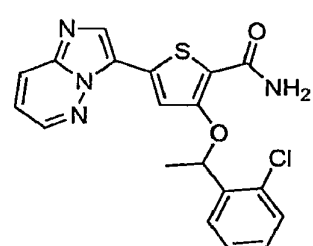
I-9



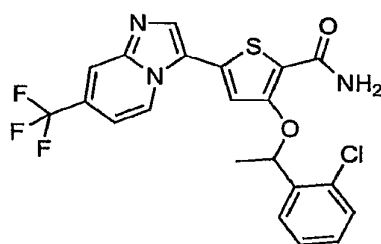
I-10



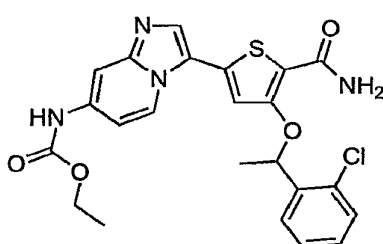
I-11



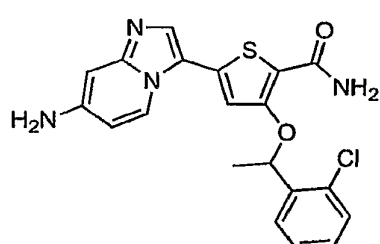
I-12



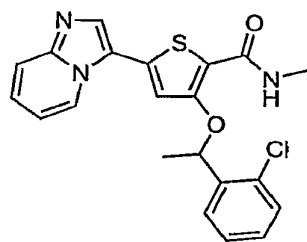
I-13



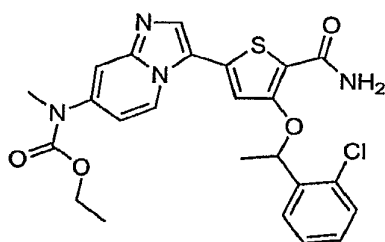
I-14



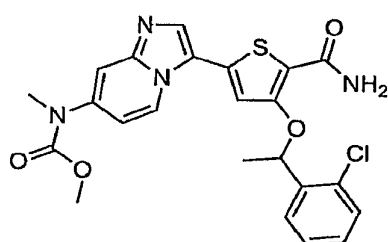
I-15



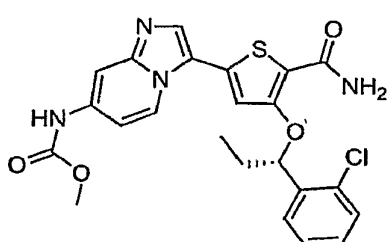
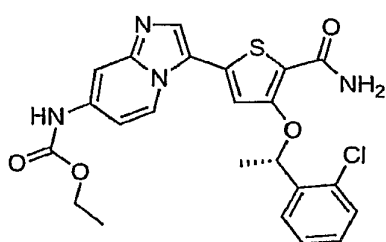
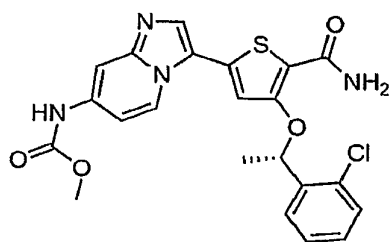
I-16



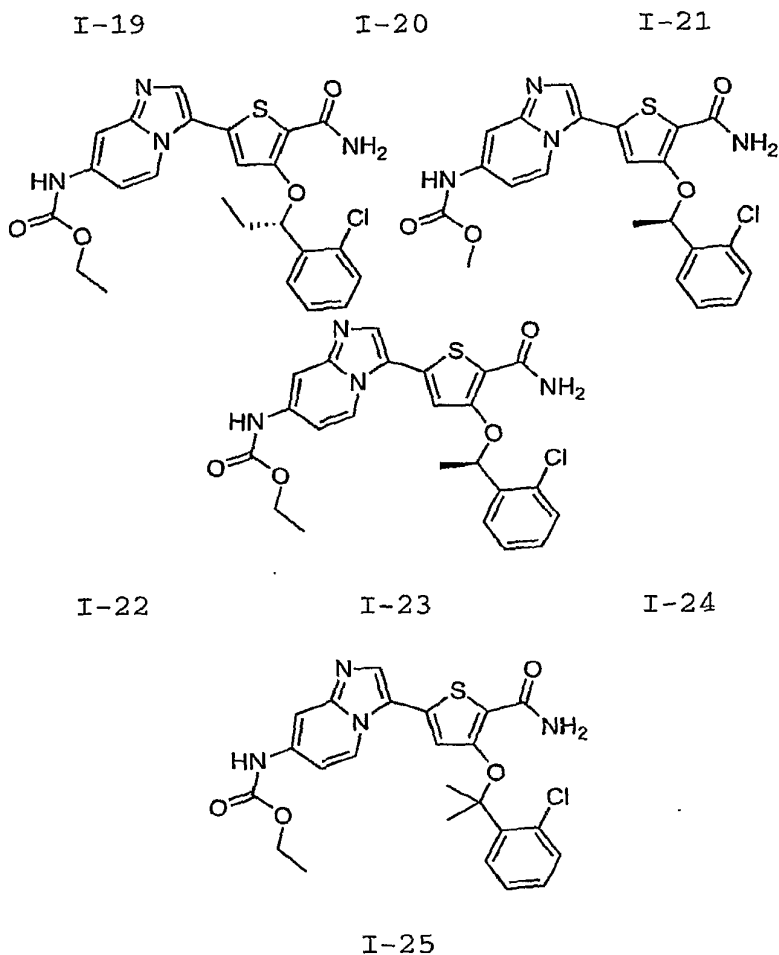
I-17



I-18



- 22 -

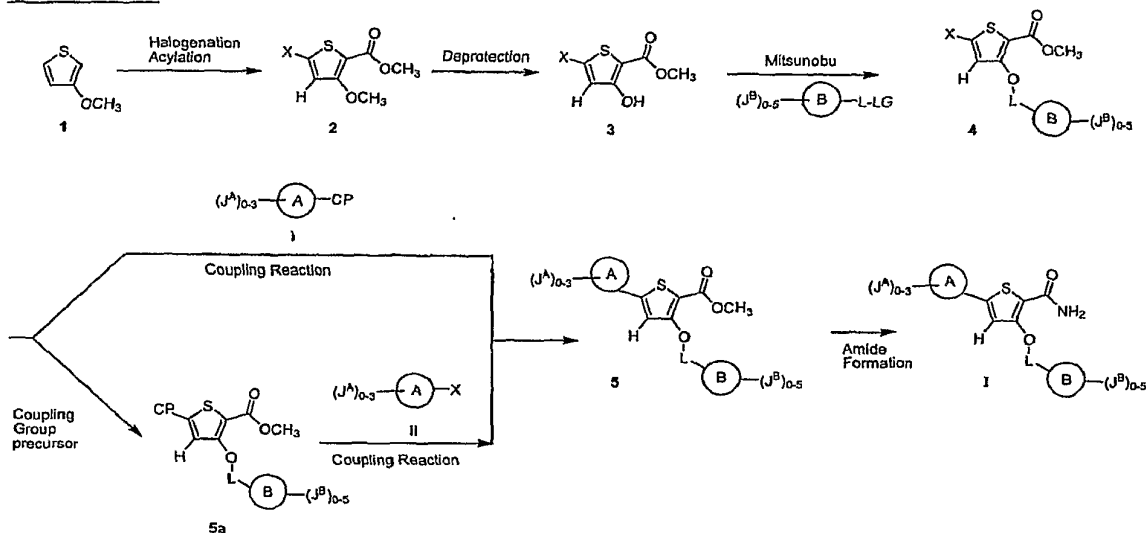


#### General synthetic methodology

**[0057]** The compounds of this invention may be prepared in general by methods such as those depicted in the general schemes below, and the preparative examples that follow. Unless otherwise indicated, all variables in the following schemes are as defined herein.

- 23 -

Scheme 1



**[0058]** Scheme 1 above shows a general synthetic route for preparing compounds of this invention where ring A is connected to the thiophene nucleus via a carbon atom. Starting material 3-methoxythiophene **1** is dihalogenated under suitable halogenation conditions known to one skilled in the art. The halogen at position 2 is selectively transformed into an ester moiety under suitable acylation conditions to give **2**, wherein X is halo. The 3-hydroxy group of **3**, obtained from deprotection of the methoxy group of **2**, is then derivatised with appropriate functional groups under Mitsunobu conditions to give **4**, wherein X is halo.

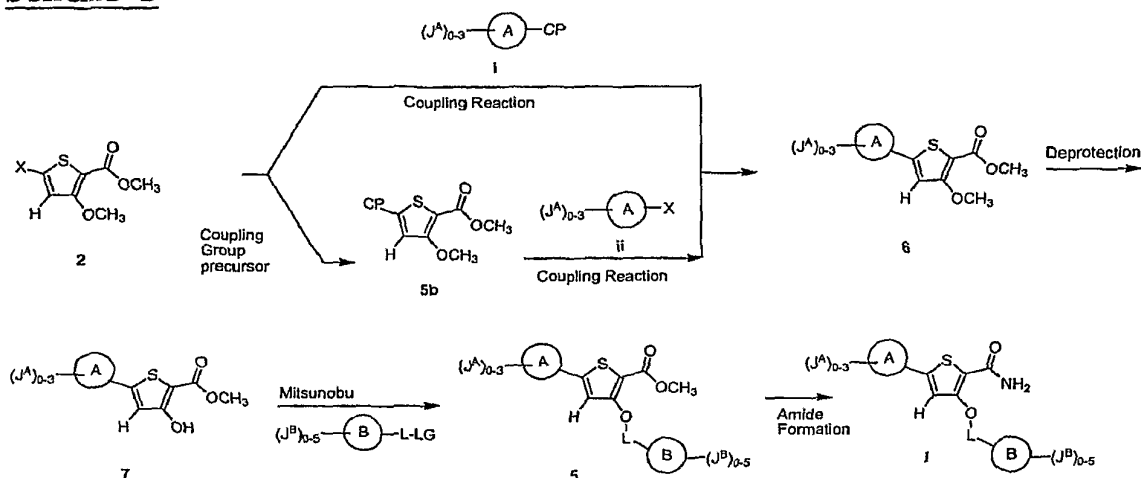
**[0059]** The remaining halogen at position 5 of the thiophene nucleus (X) in **4** is then engaged in a cross coupling reaction with **i**, wherein CP is an appropriate coupling group, under suitable cross coupling conditions to give **5**.

**[0060]** Alternatively, the remaining halogen at position 5 of the thiophene nucleus in **4** is transformed into a cross-coupling group (CP) and then engaged in a cross-coupling reaction with **ii**, wherein X is halo, to give **5**. Finally, the ester moiety in **5** is transformed into an amide, under suitable amide formation conditions, to give the compounds of this invention.



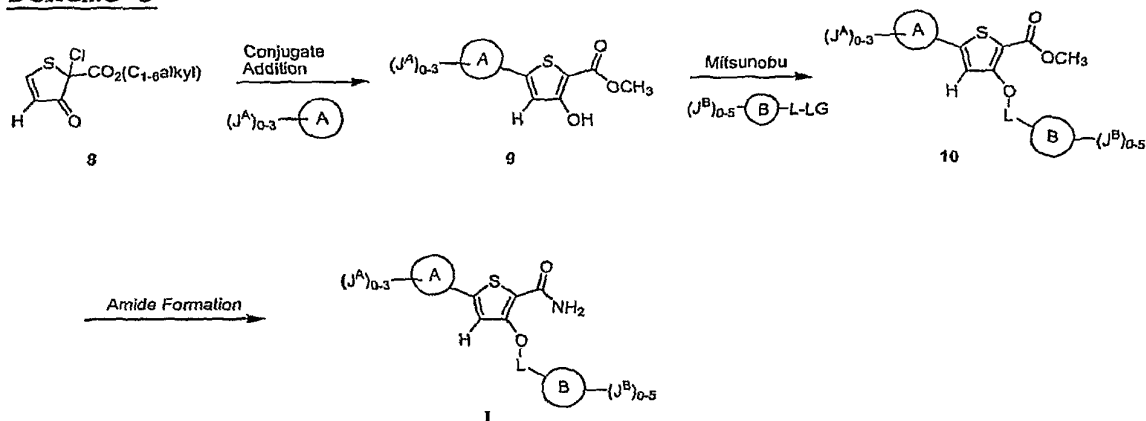
- 24 -

Scheme 2



**[0061]** Scheme 2 above shows an alternative synthetic route for preparing compounds of this invention where ring A is connected to the thiophene nucleus via a carbon atom. Intermediate 2 described in scheme 1 is engaged in a cross-coupling reaction with **i**, wherein CP is an appropriate cross-coupling group, to give **6**. Alternatively, the halogen at position 5 of the thiophene nucleus in 2 is transformed into an appropriate cross-coupling group (CP) and then engaged in a cross-coupling reaction with **ii**, wherein X is halo, to give **6**. The 3-hydroxy group of **7**, obtained from deprotection of the methoxy group of **6**, is then derivatised with appropriate functional groups under Mitsunobu conditions to give **5**, which is transformed into an amide, under suitable amide formation conditions, to give the compounds of this invention.

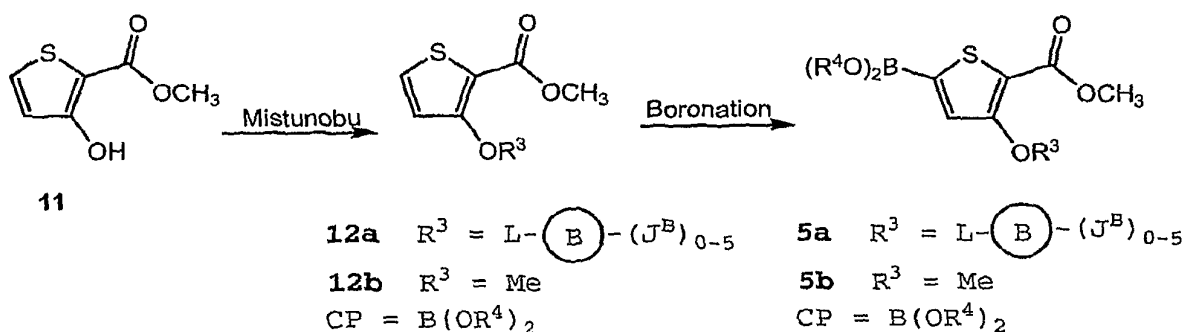
Scheme 3



[0062] Scheme 3 above shows a general synthetic route for preparing compounds of this invention where ring A is connected to the thiophene nucleus via a nitrogen atom. Michael acceptor 8 (prepared using method similar to the one reported in *Synthesis*, (10), 847-850, 1984) is reacted in a

conjugate addition with  $(J^A)_{0.3}-A$ , wherein ring A is a nitrogen-containing ring, to generate 9. The 3-hydroxy group of 9 is then derivatised with appropriate functional groups under Mitsunobu conditions to give 10. Finally the ester moiety in 10 is transformed into an amide under suitable amide formation conditions to give the compounds of this invention.

Scheme 4

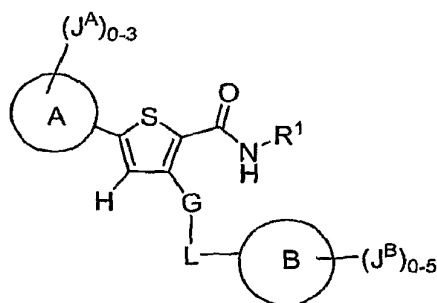


- 26 -

**[0063]** Scheme 4 above shows an alternative route for preparing compounds **5a** and **5b** of this invention where CP is  $B(OR^4)_2$  and  $R^4$  is a group forming a boronate. Commercially available starting material **11** is derivatised with appropriate functional groups under Mitsunobu conditions to provide intermediates **12a**. **12a** and commercially available **12b** were then subjected to deprotonation conditions followed by a quench with a desired boronate derivative to afford respectively compounds of formula **5a** and **5b** of this invention.

**[0064]** This invention also provides a process for preparing a compound of this invention.

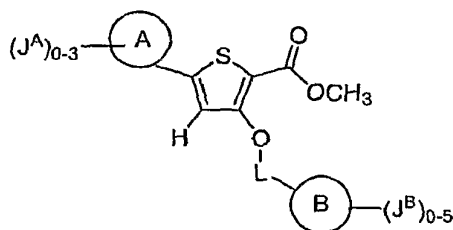
**[0065]** One embodiment of this invention provides a process for preparing a compound of formula I:



I

wherein G is O,  $R^1$  is H, and Ring A, Ring B,  $J^A$ ,  $J^B$ , and L are as defined herein,

comprising reacting a compound of formula 5



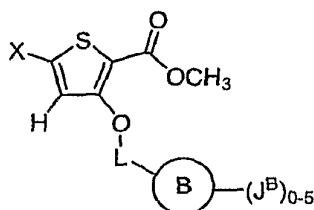
5

wherein G is O,  $R^1$  is  $C_{1-6}$ aliphatic, and Ring A, Ring B,  $J^A$ ,  $J^B$ , and L are as defined herein,

- 27 -

under suitable amide forming conditions to form the compound of formula I. Suitable amide forming conditions are known to one of skill in the art and can be found in "March's Advanced Organic Chemistry". An example of a suitable amide forming condition includes, but is not limited to, heating the methyl carboxylate in the presence of  $\text{NH}_3/\text{MeOH}$ .

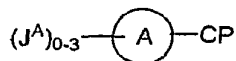
**[0066]** One embodiment further comprises the step of coupling a compound of formula 4;



4;

wherein X is halo and Ring B,  $\text{J}^{\text{B}}$ , and L are as defined herein;

with a compound of formula i,



i

wherein CP is a cross-coupling group and ring A and  $\text{J}^{\text{A}}$  are as defined herein; under suitable cross-coupling conditions, to form the compound of formula 5.

**[0067]** The term "cross-coupling reaction", as used herein, refers to a reaction in which a carbon-carbon bond is formed with the aid of a metal catalyst. Usually, one of the carbon atoms is bonded to a functional group (a "cross-coupling group") while the other carbon atom is bonded to a halogen. Examples of cross coupling reactions include, but are not limited to, Suzuki couplings, Stille couplings, and Negishi couplings.

**[0068]** The term "cross-coupling group", as used herein, refers to a functional group capable of reacting with another functional group (e.g. halo) in a cross coupling

- 28 -

reaction to form a carbon-carbon ("C-C") bond. In some embodiments, the C-C bond is formed between two aromatic groups.

**[0069]** The term "cross coupling condition", as used herein, refers to the chemical conditions (e.g. temperature, length of time of reaction, volume of solvent required) required in order to enable the cross coupling reaction to occur.

**[0070]** Examples of cross-coupling groups and their respective cross-coupling conditions include, but are not limited to, boronic acids and boronic esters with Suzuki coupling conditions,  $\text{SnBu}_3$  with Stille coupling conditions, and  $\text{ZnX}$  with Negishi coupling conditions.

**[0071]** All three of these coupling conditions typically involve the use of a catalyst, a suitable solvent, and optionally a base. Suzuki coupling conditions involve the use of a palladium catalyst and a suitable solvent.

Examples of suitable palladium catalysts include, but are not limited to,  $\text{PdCl}_2(\text{PPh}_3)_2$ ,  $\text{Pd}(\text{Ph}_3)_4$ , and  $\text{PdCl}_2(\text{dppf})$ . Suitable bases include, but are not limited to,  $\text{K}_2\text{CO}_3$  and  $\text{Na}_2\text{CO}_3$ . Suitable solvents include, but are not limited to, tetrahydrofuran, toluene, and ethanol.

**[0072]** Stille coupling conditions involve the use of a catalyst (usually palladium, but sometimes nickel), a suitable solvent, and other optional reagents. Examples of suitable catalysts include, but are not limited to,  $\text{PdCl}_2(\text{PPh}_3)_2$ ,  $\text{Pd}(\text{Ph}_3)_4$ , and  $\text{PdCl}_2(\text{dppf})$ . Suitable solvents include, but are not limited to, tetrahydrofuran, toluene, and dimethylformamide.

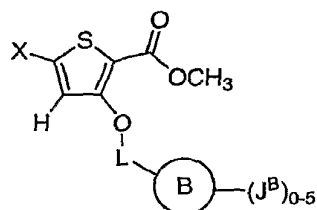
**[0073]** Negishi coupling conditions involve the use of a catalyst (palladium or nickel) and a suitable solvent. Examples of suitable catalysts include, but are not limited to  $\text{Pd}_2(\text{dba})_3$ ,  $\text{Ni}(\text{PPh}_3)_2\text{Cl}_2$ ,  $\text{PdCl}_2(\text{PPh}_3)_2$ , and  $\text{Pd}(\text{Ph}_3)_4$ .

- 29 -

Suitable solvents include, but are not limited to, tetrahydrofuran, toluene, and dimethylformamide.

**[0074]** Suzuki, Stille, and Negishi conditions are known to one skilled in the art and are described in more detail in a variety of references, including "March's Advanced Organic Chemistry".

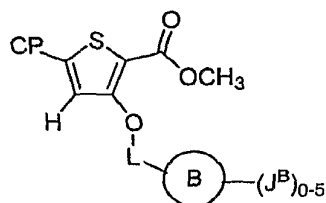
**[0075]** Another embodiment further comprises the step of coupling a compound of formula 4;



4

wherein X is halo and Ring B,  $J^B$ , and L are as defined herein;

with a coupling group precursor under suitable coupling group formation conditions to form a compound of formula 5a:



5a

wherein CP is a cross-coupling group, and Ring B,  $J^B$ , and L are as defined herein. A coupling group precursor is a reagent or group of reagents used to form a cross-coupling group. Examples include, but are not limited to, bis(pinacolato)diborane for the formation of boronate esters, trimethylborates for the formation of boronic acids,  $Bu_3SnCl$  for the formation of stannanes, and  $ZnCl_2$  for the formation of zincates in Negishi coupling reactions. Examples of suitable coupling group formation conditions include, but are not limited to, making boronic esters via palladium-

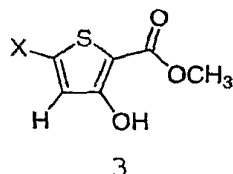
- 30 -

mediated catalysis; making boronic acids by hydrolyzing boronic esters; making stannanes via a two step process: 1) halogen metal exchange followed by 2) transmetallation with  $\text{Bu}_3\text{SnCl}$ ; and making zincates via a two step process: 1) halogen metal exchange followed by 2) addition of  $\text{ZnCl}_2$ .

**[0076]** Another embodiment further comprises the step of

coupling the compound of formula 5a with  $(\text{J}^{\text{A}})_{0-3}-\text{A}-\text{X}$  wherein X is halo and Ring A and  $\text{J}^{\text{A}}$  are as defined herein; under suitable cross-coupling conditions to form a compound of formula 5 wherein L, Ring A, Ring B,  $\text{J}^{\text{A}}$ , and  $\text{J}^{\text{B}}$  are as defined herein.

**[0077]** Another embodiment further comprises the step of coupling a compound of formula 3:

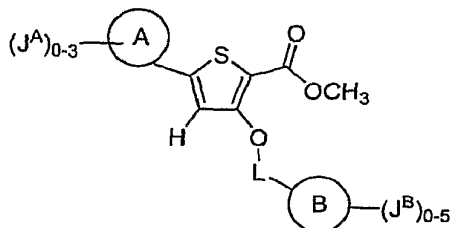


wherein X is halo;

with  $\text{LG}-\text{L}-\text{B}-(\text{J}^{\text{B}})_{0-5}$ ; wherein LG is a suitable leaving group and L, Ring B, and  $\text{J}^{\text{B}}$  are as defined herein; under suitable O-C bond coupling conditions to form the compound of formula 4. Suitable leaving groups include, but are not limited to, halo, mesylate, and tosylate. Alternatively, LG can be generated in situ from groups such as OH in a Mitsunobu reaction. Suitable O-C bond coupling reactions include, but are not limited to, the Mitsunobu reaction (DEAD/ $\text{PPh}_3$ /THF) and simple alkylations with a strong base, such as  $\text{KOtBu}$ ,  $\text{NaH}$ , or  $\text{LiAlH}_4$ .

**[0078]** One embodiment of this invention provides a process for preparing a compound of formula 5:

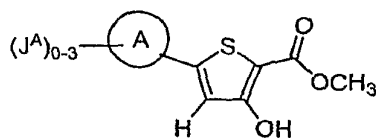
- 31 -



5

wherein G is O and Ring A, Ring B,  $J^A$ ,  $J^B$  and L are as defined herein,

comprising reacting a compound of formula:



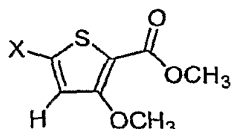
7



with  $\text{LG-L-B-(J}^B\text{)}_{0-5}$ ; wherein LG is a suitable leaving group and L, Ring B, and  $J^B$  are as defined herein; under suitable O-C bond coupling conditions to form the compound of formula 5.

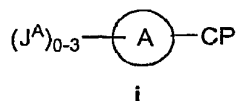
**[0079]** One embodiment further comprises the steps of:

a) coupling a compound of formula 2:



2

with a compound of formula i,

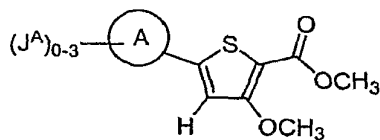


i

wherein CP is a cross-coupling group and ring A and  $J^A$  are as defined herein, under suitable cross-coupling conditions, to form a compound of formula 6:



- 32 -

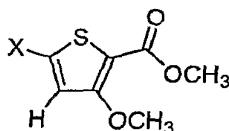


6;

b) deprotecting the compound of formula 6 under suitable deprotection conditions to form the compound of formula 7. Examples of suitable deprotection conditions include, but are not limited to,  $\text{BBr}_3$ , TMSI,  $\text{TMSCl} + \text{NaI}$ , and pyridinium hydrochloride.

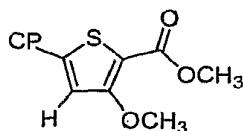
**[0080]** Another embodiment further comprises the steps of:

a) coupling a compound of formula 2:



2

with a coupling group precursor under suitable coupling group formation conditions to form a compound of formula 5b:



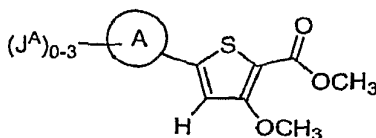
5b

wherein CP is a cross-coupling group;

b) coupling the compound of formula 5b with

$(\text{J}^{\text{A}})_{0-3}-\text{A}-\text{X}$ ; wherein X is a halo and ring A and  $\text{J}^{\text{A}}$  are as defined herein,

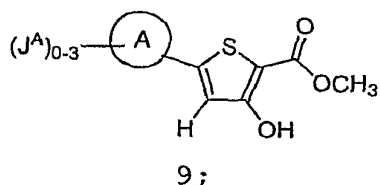
to form a compound of formula 6:



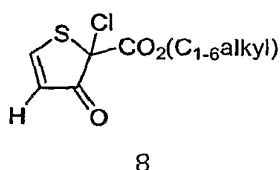
6.

- 33 -

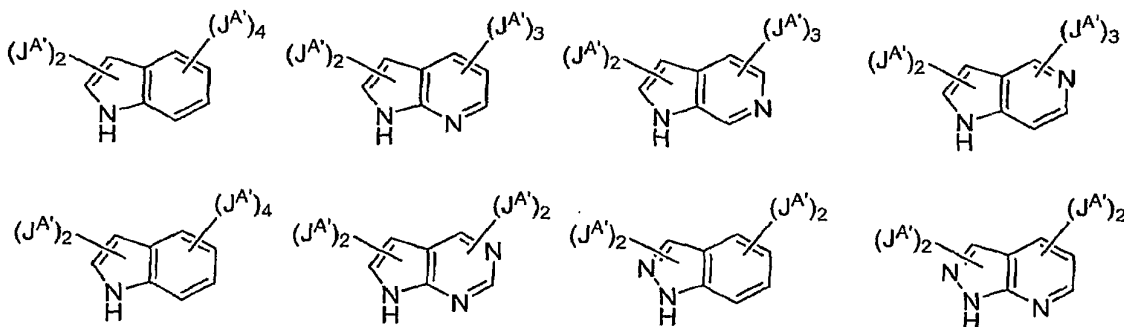
**[0081]** Another embodiment provides a process for preparing a compound of formula 9:



comprising adding  $(J^A)_{0-3}-A$ , wherein ring A is an aromatic ring containing a nitrogen atom capable of nucleophilic attack and  $J^A$  is as defined herein; to a compound of formula 8:




via suitable conjugate addition conditions, to form the compound of formula 9. Examples of aromatic rings containing a nitrogen atom capable of nucleophilic attack include, but are not limited to,



Suitable conjugate addition conditions include, but are not

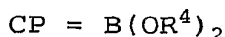
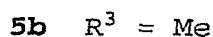
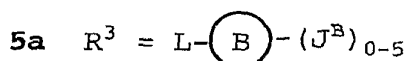
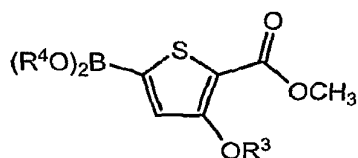
limited to, combining 2 equivalents of  $(J^A)_{0-3}-A$  with the compound of formula 8 in DCM at room temperature; combining

- 34 -

1.15 equivalents of  $(J^A)_{0-3}$   with the compound of formula 8 in acetonitrile/DMF at 110 degrees Celsius overnight.

**[0082]** In some embodiments of this invention, the cross-coupling group is boronic acid or boronic ester. In some embodiments, boronic ester.

**[0083]** Another embodiment of this invention provides a process for preparing a compound of formula 5a or a compound of formula 5b (wherein CP is a boronate):



wherein  $(R^4O)_2B$  is a boronate, by reacting a compound of formula 12a or a compound of formula 12b under boronation conditions.

**[0084]**  $(R^4O)_2B$  refers to boronic esters or acids known to one of skill in the art. Examples include, but are not limited to, boronic acids (wherein  $R^4$  is H), or boronic esters (wherein  $R^4$  is a  $C_{1-6}$ alkyl, or wherein two  $R^4$  groups are taken together with the oxygen and boron atoms to form a 5-6 membered ring optionally substituted with  $C_{1-6}$ alkyl (e.g., boronic acid pinacol esters).

**[0085]** For an example of specific boronation conditions, see Method F herein. Other suitable boronation conditions could be used in connection with this embodiment.

**[0086]** This embodiment of the invention allows coupling of a thiophene compound that is not substituted by a halogen at the 5-position of thiophene 12a and thiophene 12b.

Thiophenes that are not substituted at the 5-position with a

- 35 -

halogen are easier to synthesize than the corresponding 5-halo thiophenes. Accordingly, this embodiment could be advantageously employed in connection with synthesizing thiophene compounds, such as those of this invention. This embodiment is depicted in Scheme 4 and Method F as proceeding under boronation conditions, however, other coupling partners could be used instead of the boronate. Such other coupling partners include tin, zinc, and magnesium based coupling partners.

**[0087]** Compounds of formula 5a and compounds of formula 5b are useful as synthetic intermediate compounds in the preparation of compounds of formula I. For example, compounds of formula I may be prepared from compounds of formula 5a and compounds of formula 5b as depicted in Scheme 1. Accordingly, in another embodiment, this invention provides compounds of formula 5a and compounds of formula 5b.

**[0088]** As disclosed herein, the present invention provides compounds that are useful for the treatment of diseases, disorders, and conditions including, but not limited to, autoimmune diseases, inflammatory diseases, proliferative and hyperproliferative diseases, immunologically-mediated diseases, bone diseases, metabolic diseases, neurological and neurodegenerative diseases, cardiovascular diseases, hormone related diseases, allergies, asthma, and Alzheimer's disease. Another aspect of this invention provides compounds that are inhibitors of protein kinases, and thus are useful for the treatment of the diseases, disorders, and conditions, along with other uses described herein. In another aspect of the present invention, pharmaceutically acceptable compositions are provided, wherein these compositions comprise any of the compounds as described herein, and optionally comprise a pharmaceutically

- 36 -

acceptable carrier, adjuvant or vehicle. In certain embodiments, these compositions optionally further comprise one or more additional therapeutic agents.

**[0089]** It will also be appreciated that certain of the compounds of present invention can exist in free form for treatment, or where appropriate, as a pharmaceutically acceptable salt or pharmaceutically acceptable derivative thereof.

**[0090]** As used herein, a "pharmaceutically acceptable derivative" is an adduct or derivative which, upon administration to a patient in need, is capable of providing, directly or indirectly, a compound as otherwise described herein, or a metabolite or residue thereof. Examples of pharmaceutically acceptable derivatives include, but are not limited to, esters and salts of such esters.

**[0091]** As used herein, the term "pharmaceutically acceptable salt" refers to salts of a compound which are, within the scope of sound medical judgment, suitable for use in contact with the tissues of humans and lower animals without undue toxicity, irritation, allergic response and the like, and are commensurate with a reasonable benefit/risk ratio.

**[0092]** Pharmaceutically acceptable salts are well known in the art. For example, S. M. Berge *et al.*, describe pharmaceutically acceptable salts in detail in *J. Pharmaceutical Sciences*, **1977**, 66, 1-19, incorporated herein by reference. Pharmaceutically acceptable salts of the compounds of this invention include those derived from suitable inorganic and organic acids and bases. These salts can be prepared *in situ* during the final isolation and purification of the compounds. Acid addition salts can be prepared by 1) reacting the purified compound in its free-based form with a suitable organic or inorganic acid and 2) isolating the salt thus formed.

- 37 -

**[0093]** Examples of pharmaceutically acceptable, nontoxic acid addition salts are salts of an amino group formed with inorganic acids such as hydrochloric acid, hydrobromic acid, phosphoric acid, sulfuric acid and perchloric acid or with organic acids such as acetic acid, oxalic acid, maleic acid, tartaric acid, citric acid, succinic acid or malonic acid or by using other methods used in the art such as ion exchange. Other pharmaceutically acceptable salts include adipate, alginate, ascorbate, aspartate, benzenesulfonate, benzoate, bisulfate, borate, butyrate, camphorate, camphorsulfonate, citrate, cyclopentanepropionate, digluconate, dodecylsulfate, ethanesulfonate, formate, fumarate, glucoheptonate, glycerophosphate, glycolate, gluconate, hemisulfate, heptanoate, hexanoate, hydroiodide, 2-hydroxy-ethanesulfonate, lactobionate, lactate, laurate, lauryl sulfate, malate, maleate, malonate, methanesulfonate, 2-naphthalenesulfonate, nicotinate, nitrate, oleate, oxalate, palmitate, palmoate, pectinate, persulfate, 3-phenylpropionate, phosphate, picrate, pivalate, propionate, salicylate, stearate, succinate, sulfate, tartrate, thiocyanate, p-toluenesulfonate, undecanoate, valerate salts, and the like. Salts derived from appropriate bases include alkali metal, alkaline earth metal, ammonium and  $N^+(C_{1-4}alkyl)_4$  salts. This invention also envisions the quaternization of any basic nitrogen-containing groups of the compounds disclosed herein. Water or oil-soluble or dispersible products may be obtained by such quaternization.

**[0094]** Base addition salts can be prepared by 1) reacting the purified compound in its acid form with a suitable organic or inorganic base and 2) isolating the salt thus formed. Base addition salts include alkali or alkaline earth metal salts. Representative alkali or alkaline earth metal salts include sodium, lithium, potassium, calcium,

- 38 -

magnesium, and the like. Further pharmaceutically acceptable salts include, when appropriate, nontoxic ammonium, quaternary ammonium, and amine cations formed using counterions such as halide, hydroxide, carboxylate, sulfate, phosphate, nitrate, loweralkyl sulfonate and aryl sulfonate. Other acids and bases, while not in themselves pharmaceutically acceptable, may be employed in the preparation of salts useful as intermediates in obtaining the compounds of the invention and their pharmaceutically acceptable acid or base addition salts.

**[0095]** As described herein, the pharmaceutically acceptable compositions of the present invention additionally comprise a pharmaceutically acceptable carrier, adjuvant, or vehicle, which, as used herein, includes any and all solvents, diluents, or other liquid vehicle, dispersion or suspension aids, surface active agents, isotonic agents, thickening or emulsifying agents, preservatives, solid binders, lubricants and the like, as suited to the particular dosage form desired. Remington's Pharmaceutical Sciences, Sixteenth Edition, E. W. Martin (Mack Publishing Co., Easton, Pa., 1980) discloses various carriers used in formulating pharmaceutically acceptable compositions and known techniques for the preparation thereof. Except insofar as any conventional carrier medium is incompatible with the compounds of the invention, such as by producing any undesirable biological effect or otherwise interacting in a deleterious manner with any other component(s) of the pharmaceutically acceptable composition, its use is contemplated to be within the scope of this invention.

**[0096]** Some examples of materials which can serve as pharmaceutically acceptable carriers include, but are not limited to, ion exchangers, alumina, aluminum stearate, lecithin, serum proteins, such as human serum albumin,

- 39 -

buffer substances such as phosphates, glycine, sorbic acid, or potassium sorbate, partial glyceride mixtures of . . . saturated vegetable fatty acids, water, salts or electrolytes, such as protamine sulfate, disodium hydrogen phosphate, potassium hydrogen phosphate, sodium chloride, zinc salts, colloidal silica, magnesium trisilicate, polyvinyl pyrrolidone, polyacrylates, waxes, polyethylene-polyoxypropylene-block polymers, wool fat, sugars such as lactose, glucose and sucrose; starches such as corn starch and potato starch; cellulose and its derivatives such as . . . sodium carboxymethyl cellulose, ethyl cellulose and cellulose acetate; powdered tragacanth; malt; gelatin; talc; excipients such as cocoa butter and suppository waxes; oils such as peanut oil, cottonseed oil; safflower oil; sesame oil; olive oil; corn oil and soybean oil; glycols; such a propylene glycol or polyethylene glycol; esters such as ethyl oleate and ethyl laurate; agar; buffering agents such as magnesium hydroxide and aluminum hydroxide; alginic acid; pyrogen-free water; isotonic saline; Ringer's solution; ethyl alcohol, and phosphate buffer solutions, as well as other non-toxic compatible lubricants such as sodium lauryl sulfate and magnesium stearate, as well as coloring agents, releasing agents, coating agents, sweetening, flavoring and perfuming agents, preservatives and antioxidants can also be present in the composition, according to the judgment of the formulator.

**[0097]** One aspect of this invention provides a method for the treatment or lessening the severity of a disease selected from an autoimmune disease, an inflammatory disease, a proliferative or hyperproliferative disease, such as cancer, an immunologically-mediated disease, a bone disease, a metabolic disease, a neurological or neurodegenerative disease, a cardiovascular disease,



- 40 -

allergies, asthma, Alzheimer's disease, or a hormone related disease, comprising administering an effective amount of a compound, or a pharmaceutically acceptable composition comprising a compound, to a subject in need thereof. The term "cancer" includes, but is not limited to the following cancers: breast; ovary; cervix; prostate; testis, genitourinary tract; esophagus; larynx, glioblastoma; neuroblastoma; stomach; skin, keratoacanthoma; lung, epidermoid carcinoma, large cell carcinoma, small cell carcinoma, lung adenocarcinoma; bone; colon, adenoma; pancreas, adenocarcinoma; thyroid, follicular carcinoma, undifferentiated carcinoma, papillary carcinoma; seminoma; melanoma; sarcoma; bladder carcinoma; liver carcinoma and biliary passages; kidney carcinoma; myeloid disorders; lymphoid disorders, Hodgkin's, hairy cells; buccal cavity and pharynx (oral), lip, tongue, mouth, pharynx; small intestine; colon-rectum, large intestine, rectum; brain and central nervous system; and leukemia.

**[0098]** In certain embodiments, an "effective amount" of the compound or pharmaceutically acceptable composition is that amount effective in order to treat said disease. The compounds and compositions, according to the method of the present invention, may be administered using any amount and any route of administration effective for treating or lessening the severity of said disease. In some embodiments, said disease is selected from a proliferative disorder, a neurodegenerative disorder, an autoimmune disorder, and inflammatory disorder, and an immunologically-mediated disorder. In some embodiments, said disease is a proliferative disorder. In some embodiments, cancer.

**[0099]** In other embodiments of this invention, said disease is a protein-kinase mediated condition. In some embodiments, said protein kinase is PLK.

- 41 -

**[00100]** The term "protein kinase-mediated condition", as used herein means any disease or other deleterious condition in which a protein kinase plays a role. Such conditions include, without limitation, autoimmune diseases, inflammatory diseases, proliferative and hyperproliferative diseases, immunologically-mediated diseases, bone diseases, metabolic diseases, neurological and neurodegenerative diseases, cardiovascular diseases, hormone related diseases, allergies, asthma, and Alzheimer's disease.

**[00101]** The term "PLK-mediated condition", as used herein means any disease or other deleterious condition in which PLK plays a role. Such conditions include, without limitation, a proliferative disorder, such as cancer, a neurodegenerative disorder, an autoimmune disorder, and inflammatory disorder, and an immunologically-mediated disorder.

**[00102]** In some embodiments, the compounds and compositions of the invention are inhibitors of protein kinases. As inhibitors of protein kinases, the compounds and compositions of this invention are particularly useful for treating or lessening the severity of a disease, condition, or disorder where a protein kinase is implicated in the disease, condition, or disorder. In one aspect, the present invention provides a method for treating or lessening the severity of a disease, condition, or disorder where a protein kinase is implicated in the disease state. In another aspect, the present invention provides a method for treating or lessening the severity of a disease, condition, or disorder where inhibition of enzymatic activity is implicated in the treatment of the disease. In another aspect, this invention provides a method for treating or lessening the severity of a disease, condition, or disorder with compounds that inhibit enzymatic activity by binding to

- 42 -

the protein kinase. In some embodiments, said protein kinase is PLK.

[00103] The activity of the compounds as protein kinase inhibitors may be assayed *in vitro*, *in vivo* or in a cell line. *In vitro* assays include assays that determine inhibition of either the kinase activity or ATPase activity of the activated kinase. Alternate *in vitro* assays quantitate the ability of the inhibitor to bind to the protein kinase and may be measured either by radiolabelling the inhibitor prior to binding, isolating the inhibitor/kinase complex and determining the amount of radiolabel bound, or by running a competition experiment where new inhibitors are incubated with the kinase bound to known radioligands.

[00104] The protein kinase inhibitors or pharmaceutical salts thereof may be formulated into pharmaceutical compositions for administration to animals or humans. These pharmaceutical compositions, which comprise an amount of the protein inhibitor effective to treat or prevent a protein kinase-mediated condition and a pharmaceutically acceptable carrier, are another embodiment of the present invention. In some embodiments, said protein kinase-mediated condition is a PLK-mediated condition. In some embodiments, a PLK1-mediated condition.

[00105] The exact amount of compound required for treatment will vary from subject to subject, depending on the species, age, and general condition of the subject, the severity of the infection, the particular agent, its mode of administration, and the like. The compounds of the invention are preferably formulated in dosage unit form for ease of administration and uniformity of dosage. The expression "dosage unit form" as used herein refers to a physically discrete unit of agent appropriate for the

- 43 -

patient to be treated. It will be understood, however, that the total daily usage of the compounds and compositions of the present invention will be decided by the attending physician within the scope of sound medical judgment. The specific effective dose level for any particular patient or organism will depend upon a variety of factors including the disorder being treated and the severity of the disorder; the activity of the specific compound employed; the specific composition employed; the age, body weight, general health, sex and diet of the patient; the time of administration, route of administration, and rate of excretion of the specific compound employed; the duration of the treatment; drugs used in combination or coincidental with the specific compound employed, and like factors well known in the medical arts. The term "patient", as used herein, means an animal, preferably a mammal, and most preferably a human.

**[00106]** The pharmaceutically acceptable compositions of this invention can be administered to humans and other animals orally, rectally, parenterally, intracisternally, intravaginally, intraperitoneally, topically (as by powders, ointments, or drops), buccally, as an oral or nasal spray, or the like, depending on the severity of the infection being treated. In certain embodiments, the compounds of the invention may be administered orally or parenterally at dosage levels of about 0.01 mg/kg to about 50 mg/kg and preferably from about 1 mg/kg to about 25 mg/kg, of subject body weight per day, one or more times a day, to obtain the desired therapeutic effect.

**[00107]** Liquid dosage forms for oral administration include, but are not limited to, pharmaceutically acceptable emulsions, microemulsions, solutions, suspensions, syrups and elixirs. In addition to the active compounds, the liquid dosage forms may contain inert diluents commonly used

- 44 -

in the art such as, for example, water or other solvents, solubilizing agents and emulsifiers such as ethyl alcohol, isopropyl alcohol, ethyl carbonate, ethyl acetate, benzyl alcohol, benzyl benzoate, propylene glycol, 1,3-butylene glycol, dimethylformamide, oils (in particular, cottonseed, groundnut, corn, germ, olive, castor, and sesame oils), glycerol, tetrahydrofurfuryl alcohol, polyethylene glycols and fatty acid esters of sorbitan, and mixtures thereof. Besides inert diluents, the oral compositions can also include adjuvants such as wetting agents, emulsifying and suspending agents, sweetening, flavoring, and perfuming agents.

**[00108]** Injectable preparations, for example, sterile injectable aqueous or oleaginous suspensions may be formulated according to the known art using suitable dispersing or wetting agents and suspending agents. The sterile injectable preparation may also be a sterile injectable solution, suspension or emulsion in a nontoxic parenterally acceptable diluent or solvent, for example, as a solution in 1,3-butanediol. Among the acceptable vehicles and solvents that may be employed are water, Ringer's solution, U.S.P. and isotonic sodium chloride solution. In addition, sterile, fixed oils are conventionally employed as a solvent or suspending medium. For this purpose any bland fixed oil can be employed including synthetic mono- or diglycerides. In addition, fatty acids such as oleic acid are used in the preparation of injectables.

**[00109]** The injectable formulations can be sterilized, for example, by filtration through a bacterial-retaining filter, or by incorporating sterilizing agents in the form of sterile solid compositions which can be dissolved or dispersed in sterile water or other sterile injectable medium prior to use.

- 45 -

**[00110]** In order to prolong the effect of a compound of the present invention, it is often desirable to slow the absorption of the compound from subcutaneous or intramuscular injection. This may be accomplished by the use of a liquid suspension of crystalline or amorphous material with poor water solubility. The rate of absorption of the compound then depends upon its rate of dissolution that, in turn, may depend upon crystal size and crystalline form. Alternatively, delayed absorption of a parenterally administered compound form is accomplished by dissolving or suspending the compound in an oil vehicle. Injectable depot forms are made by forming microencapsule matrices of the compound in biodegradable polymers such as polylactide-polyglycolide. Depending upon the ratio of compound to polymer and the nature of the particular polymer employed, the rate of compound release can be controlled. Examples of other biodegradable polymers include poly(orthoesters) and poly(anhydrides). Depot injectable formulations are also prepared by entrapping the compound in liposomes or microemulsions that are compatible with body tissues.

**[00111]** Compositions for rectal or vaginal administration are preferably suppositories which can be prepared by mixing the compounds of this invention with suitable non-irritating excipients or carriers such as cocoa butter, polyethylene glycol or a suppository wax which are solid at ambient temperature but liquid at body temperature and therefore melt in the rectum or vaginal cavity and release the active compound.

**[00112]** Solid dosage forms for oral administration include capsules, tablets, pills, powders, and granules. In such solid dosage forms, the active compound is mixed with at least one inert, pharmaceutically acceptable excipient or carrier such as sodium citrate or dicalcium phosphate and/or

- 46 -

a) fillers or extenders such as starches, lactose, sucrose, glucose, mannitol, and silicic acid, b) binders such as, for example, carboxymethylcellulose, alginates, gelatin, polyvinylpyrrolidinone, sucrose, and acacia, c) humectants such as glycerol, d) disintegrating agents such as agar-- agar, calcium carbonate, potato or tapioca starch, alginic acid, certain silicates, and sodium carbonate, e) solution retarding agents such as paraffin, f) absorption accelerators such as quaternary ammonium compounds, g) wetting agents such as, for example, cetyl alcohol and glycerol monostearate, h) absorbents such as kaolin and bentonite clay, and i) lubricants such as talc, calcium stearate, magnesium stearate, solid polyethylene glycols, sodium lauryl sulfate, and mixtures thereof. In the case of capsules, tablets and pills, the dosage form may also comprise buffering agents.

[00113] Solid compositions of a similar type may also be employed as fillers in soft and hard-filled gelatin capsules using such excipients as lactose or milk sugar as well as high molecular weight polyethylene glycols and the like. The solid dosage forms of tablets, dragees, capsules, pills, and granules can be prepared with coatings and shells such as enteric coatings and other coatings well known in the pharmaceutical formulating art. They may optionally contain opacifying agents and can also be of a composition that they release the active ingredient(s) only, or preferentially, in a certain part of the intestinal tract, optionally, in a delayed manner. Examples of embedding compositions that can be used include polymeric substances and waxes. Solid compositions of a similar type may also be employed as fillers in soft and hard-filled gelatin capsules using such excipients as lactose or milk sugar as well as high molecular weight polyethylene glycols and the like.

- 47 -

**[00114]** The active compounds can also be in microencapsulated form with one or more excipients as noted above. The solid dosage forms of tablets, dragees, capsules, pills, and granules can be prepared with coatings and shells such as enteric coatings, release controlling coatings and other coatings well known in the pharmaceutical formulating art. In such solid dosage forms the active compound may be admixed with at least one inert diluent such as sucrose, lactose or starch. Such dosage forms may also comprise, as is normal practice, additional substances other than inert diluents, e.g., tableting lubricants and other tableting aids such as magnesium stearate and microcrystalline cellulose. In the case of capsules, tablets and pills, the dosage forms may also comprise buffering agents. They may optionally contain opacifying agents and can also be of a composition that they release the active ingredient(s) only, or preferentially, in a certain part of the intestinal tract, optionally, in a delayed manner. Examples of embedding compositions that can be used include polymeric substances and waxes.

**[00115]** Dosage forms for topical or transdermal administration of a compound of this invention include ointments, pastes, creams, lotions, gels, powders, solutions, sprays, inhalants or patches. The active component is admixed under sterile conditions with a pharmaceutically acceptable carrier and any needed preservatives or buffers as may be required. Ophthalmic formulation, eardrops, and eye drops are also contemplated as being within the scope of this invention. Additionally, the present invention contemplates the use of transdermal patches, which have the added advantage of providing controlled delivery of a compound to the body. Such dosage forms can be made by dissolving or dispensing the compound



- 48 -

in the proper medium. Absorption enhancers can also be used to increase the flux of the compound across the skin. The rate can be controlled by either providing a rate controlling membrane or by dispersing the compound in a polymer matrix or gel.

**[00116]** In addition to the compounds of this invention, pharmaceutically acceptable derivatives or prodrugs of the compounds of this invention may also be employed in compositions to treat or prevent the above-identified disorders.

**[00117]** A "pharmaceutically acceptable derivative or prodrug" means any pharmaceutically acceptable ester, salt of an ester or other derivative of a compound of this invention which, upon administration to a recipient, is capable of providing, either directly or indirectly, a compound of this invention or an inhibitorily active metabolite or residue thereof. Particularly favoured derivatives or prodrugs are those that increase the bioavailability of the compounds of this invention when such compounds are administered to a patient (e.g., by allowing an orally administered compound to be more readily absorbed into the blood) or which enhance delivery of the parent compound to a biological compartment (e.g., the brain or lymphatic system) relative to the parent species.

**[00118]** Pharmaceutically acceptable prodrugs of the compounds of this invention include, without limitation, esters, amino acid esters, phosphate esters, metal salts and sulfonate esters.

**[00119]** Pharmaceutically acceptable carriers that may be used in these pharmaceutical compositions include, but are not limited to, ion exchangers, alumina, aluminum stearate, lecithin, serum proteins, such as human serum albumin, buffer substances such as phosphates, glycine, sorbic acid,

- 49 -

potassium sorbate, partial glyceride mixtures of saturated vegetable fatty acids, water, salts or electrolytes, such as protamine sulfate, disodium hydrogen phosphate, potassium hydrogen phosphate, sodium chloride, zinc salts, colloidal silica, magnesium trisilicate, polyvinyl pyrrolidone, cellulose-based substances, polyethylene glycol, sodium carboxymethylcellulose, polyacrylates, waxes, polyethylene-polyoxypropylene-block polymers, polyethylene glycol and wool fat.

**[00120]** The compositions of the present invention may be administered orally, parenterally, by inhalation spray, topically, rectally, nasally, buccally, vaginally or via an implanted reservoir. The term "parenteral" as used herein includes, but is not limited to, subcutaneous, intravenous, intramuscular, intra-articular, intra-synovial, intrasternal, intrathecal, intrahepatic, intralesional and intracranial injection or infusion techniques. Preferably, the compositions are administered orally, intraperitoneally or intravenously.

**[00121]** Sterile injectable forms of the compositions of this invention may be aqueous or oleaginous suspension. These suspensions may be formulated according to techniques known in the art using suitable dispersing or wetting agents and suspending agents. The sterile injectable preparation may also be a sterile injectable solution or suspension in a non-toxic parenterally-acceptable diluent or solvent, for example as a solution in 1,3-butanediol. Among the acceptable vehicles and solvents that may be employed are water, Ringer's solution and isotonic sodium chloride solution. In addition, sterile, fixed oils are conventionally employed as a solvent or suspending medium. For this purpose, any bland fixed oil may be employed including synthetic mono- or di-glycerides. Fatty acids,

- 50 -

such as oleic acid and its glyceride derivatives are useful in the preparation of injectables, as are natural pharmaceutically-acceptable oils, such as olive oil or castor oil, especially in their polyoxyethylated versions. These oil solutions or suspensions may also contain a long-chain alcohol diluent or dispersant, such as carboxymethyl cellulose or similar dispersing agents which are commonly used in the formulation of pharmaceutically acceptable dosage forms including emulsions and suspensions. Other commonly used surfactants, such as Tweens, Spans and other emulsifying agents or bioavailability enhancers which are commonly used in the manufacture of pharmaceutically acceptable solid, liquid, or other dosage forms may also be used for the purposes of formulation.

**[00122]** The pharmaceutical compositions of this invention may be orally administered in any orally acceptable dosage form including, but not limited to, capsules, tablets, aqueous suspensions or solutions. In the case of tablets for oral use, carriers commonly used include, but are not limited to, lactose and corn starch. Lubricating agents, such as magnesium stearate, are also typically added. For oral administration in a capsule form, useful diluents include lactose and dried cornstarch. When aqueous suspensions are required for oral use, the active ingredient is combined with emulsifying and suspending agents. If desired, certain sweetening, flavoring or coloring agents may also be added.

**[00123]** Alternatively, the pharmaceutical compositions of this invention may be administered in the form of suppositories for rectal administration. These can be prepared by mixing the agent with a suitable non-irritating excipient which is solid at room temperature but liquid at rectal temperature and therefore will melt in the rectum to

- 51 -

release the drug. Such materials include, but are not limited to, cocoa butter, beeswax and polyethylene glycols.

**[00124]** The pharmaceutical compositions of this invention may also be administered topically, especially when the target of treatment includes areas or organs readily accessible by topical application, including diseases of the eye, the skin, or the lower intestinal tract. Suitable topical formulations are readily prepared for each of these areas or organs.

**[00125]** Topical application for the lower intestinal tract can be effected in a rectal suppository formulation (see above) or in a suitable enema formulation. Topically-transdermal patches may also be used.

**[00126]** For topical applications, the pharmaceutical compositions may be formulated in a suitable ointment containing the active component suspended or dissolved in one or more carriers. Carriers for topical administration of the compounds of this invention include, but are not limited to, mineral oil, liquid petrolatum, white petrolatum, propylene glycol, polyoxyethylene, polyoxypropylene compound, emulsifying wax and water. Alternatively, the pharmaceutical compositions can be formulated in a suitable lotion or cream containing the active components suspended or dissolved in one or more pharmaceutically acceptable carriers. Suitable carriers include, but are not limited to, mineral oil, sorbitan monostearate, polysorbate 60, cetyl esters wax, cetearyl alcohol, 2-octyldodecanol, benzyl alcohol and water.

**[00127]** For ophthalmic use, the pharmaceutical compositions may be formulated as micronized suspensions in isotonic, pH adjusted sterile saline, or, preferably, as solutions in isotonic, pH adjusted sterile saline, either with or without a preservative such as benzylalkonium

- 52 -

chloride. Alternatively, for ophthalmic uses, the pharmaceutical compositions may be formulated in an ointment such as petrolatum.

**[00128]** The pharmaceutical compositions of this invention may also be administered by nasal aerosol or inhalation. Such compositions are prepared according to techniques well-known in the art of pharmaceutical formulation and may be prepared as solutions in saline, employing benzyl alcohol or other suitable preservatives, absorption promoters to enhance bioavailability, fluorocarbons, and/or other conventional solubilizing or dispersing agents.

**[00129]** The amount of protein kinase inhibitor that may be combined with the carrier materials to produce a single dosage form will vary depending upon the host treated, the particular mode of administration. Preferably, the compositions should be formulated so that a dosage of between 0.01 - 100 mg/kg body weight/day of the inhibitor can be administered to a patient receiving these compositions.

**[00130]** It should also be understood that a specific dosage and treatment regimen for any particular patient will depend upon a variety of factors, including the activity of the specific compound employed, the age, body weight, general health, sex, diet, time of administration, rate of excretion, drug combination, and the judgment of the treating physician and the severity of the particular disease being treated. The amount of inhibitor will also depend upon the particular compound in the composition.

**[00131]** According to another embodiment, the invention provides methods for treating or preventing a protein kinase-mediated condition (in some embodiments, a PLK-mediated condition) comprising the step of administering to a patient one of the above-described pharmaceutical

compositions. The term "patient", as used herein, means an animal, preferably a human.

**[00132]** Preferably, that method is used to treat or prevent a condition selected from cancers such as cancers of the breast, colon, prostate, skin, pancreas, brain, genitourinary tract, lymphatic system, stomach, larynx and lung, including lung adenocarcinoma and small cell lung cancer; stroke, diabetes, myeloma, hepatomegaly, cardiomegaly, Alzheimer's disease, cystic fibrosis, and viral disease, or any specific disease described above.

**[00133]** Another aspect of the invention relates to inhibiting protein kinase activity in a patient, which method comprises administering to the patient a compound of formula **I** or a composition comprising said compound.

**[00134]** Depending upon the particular protein kinase-mediated conditions to be treated or prevented, additional drugs, which are normally administered to treat or prevent that condition, may be administered together with the inhibitors of this invention. For example, chemotherapeutic agents or other anti-proliferative agents may be combined with the protein kinase inhibitors of this invention to treat proliferative diseases.

**[00135]** Those additional agents may be administered separately, as part of a multiple dosage regimen, from the protein kinase inhibitor-containing compound or composition. Alternatively, those agents may be part of a single dosage form, mixed together with the protein kinase inhibitor in a single composition.

**[00136]** In some embodiments, said protein kinase inhibitor is a PLK kinase inhibitor. In other embodiments, said protein kinase inhibitor is a PLK1 kinase inhibitor.

**[00137]** This invention may also be used in methods other than those involving administration to a patient.

- 54 -

**[00138]** One aspect of the invention relates to inhibiting protein kinase activity in a biological sample or a patient, which method comprises contacting said biological sample with a compound of formula **I** or a composition comprising said compound. The term "biological sample", as used herein, means an in vitro or an ex vivo sample, including, without limitation, cell cultures or extracts thereof; biopsied material obtained from a mammal or extracts thereof; and blood, saliva, urine, feces, semen, tears, or other body fluids or extracts thereof.

**[00139]** Inhibition of protein kinase activity in a biological sample is useful for a variety of purposes that are known to one of skill in the art. Examples of such purposes include, but are not limited to, blood transfusion, organ-transplantation, and biological specimen storage.

**[00140]** Another aspect of this invention relates to the study of protein kinases in biological and pathological phenomena; the study of intracellular signal transduction pathways mediated by such protein kinases; and the comparative evaluation of new protein kinase inhibitors. Examples of such uses include, but are not limited to, biological assays such as enzyme assays and cell-based assays.

**[00141]** The compounds of this invention may be prepared in general by methods known to those skilled in the art. Those compounds may be analyzed by known methods, including but not limited to LCMS (liquid chromatography mass spectrometry) and NMR (nuclear magnetic resonance). Compounds of this invention may be also tested according to these examples. It should be understood that the specific conditions shown below are only examples, and are not meant to limit the scope of the conditions that can be used for making, analyzing, or testing the compounds of this

- 55 -

invention. Instead, this invention also includes conditions known to those skilled in that art for making, analyzing, and testing the compounds of this invention.

#### EXAMPLES

**[00142]** As used herein, the term "Rt(min)" refers to the HPLC retention time, in minutes, associated with the compound. Unless otherwise indicated, the HPLC method utilized to obtain the reported retention time is as follows:

Column: ACE C8 column, 4.6 x 150 mm

Gradient: 0-100% acetonitrile+methanol 60:40 (20mM Tris phosphate)

Flow rate: 1.5 mL/minute

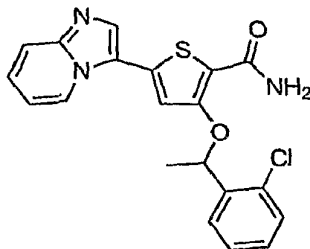
Detection: 225 nm.

**[00143]** Mass spec. samples were analyzed on a MicroMass Quattro Micro mass spectrometer operated in single MS mode with electrospray ionization. Samples were introduced into the mass spectrometer using chromatography.

**[00144]** <sup>1</sup>H-NMR spectra were recorded at 400 MHz using a Bruker DPX 400 instrument. The following compounds of formula I were prepared and analyzed as follows.

#### Example 1:

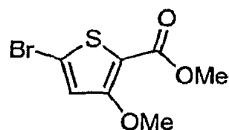
**3-[1-(2-Chloro-phenyl)-ethoxy]-5-imidazo[1,2-a]pyridin-3-yl-thiophene-2-carboxamide (I-1)**





- 56 -

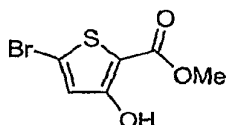
**Method A: 5-Bromo-3-methoxy-thiophene-2-carboxylic acid methyl ester (Intermediate 1)**



**[00145]** *N*-Bromosuccinimide (18.33g, 102.4 mmol, 2.35 Eq.) was added portionwise to a stirred solution of 3-methoxythiophene (5g, 43.6 mmol, 1.0 Eq.) in anhydrous DCM (100 mL) at 0 °C under nitrogen. After one hour, the organic phase was washed with water (50 mL) and saturated Na<sub>2</sub>S<sub>2</sub>O<sub>4</sub> (50 mL), dried (MgSO<sub>4</sub>) and concentrated in vacuo. The residue was dissolved in anhydrous Et<sub>2</sub>O (80 mL) and cooled to -78 °C under nitrogen. 2.5M *n*-Butyllithium (17.4 mL, 43.6 mmol, 1.0 Eq.) was added dropwise and the resultant solution stirred for 30 minutes. This was added via cannula to a stirred solution of methyl chloroformate (3.7 mL, 48 mmol, 1.1 Eq) in anhydrous Et<sub>2</sub>O (20 mL) at -78 °C.

**[00146]** Upon completion of the reaction as monitored by TLC, the reaction was quenched with water (50 mL). The aqueous layer was extracted with Et<sub>2</sub>O (3 x 40 mL) and the combined organic extracts washed with brine (50 mL), dried (MgSO<sub>4</sub>), stirred with decolourising charcoal and filtered through celite (Et<sub>2</sub>O washed). The crude product was purified by column chromatography (10% EtOAc/ Petroleum ether) and triturated from EtOAc/ Petroleum ether to give the sub-title compound as a pink solid (2.17g, 8.62 mmol, 20%); <sup>1</sup>H NMR (400 MHz, CDCl<sub>3</sub>) δ 3.85 (3H, s), 3.98 (3H, s), 6.91 (1H, s).

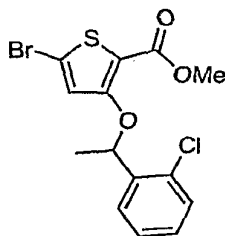
**Method B: 5-Bromo-3-hydroxy-thiophene-2-carboxylic acid methyl ester (Intermediate 2)**



- 57 -

**[00147]** BBr<sub>3</sub> (26 mL, 1.0 M in heptane, 25.9 mmol, 3.0 Eq.) was added dropwise to a stirred solution of 5-Bromo-3-methoxy-thiophene-2-carboxylic acid methyl ester (2.17g, 8.62 mmol, 1.0 Eq.) in anhydrous DCM (100 mL) at -10 °C under nitrogen. After 1.5 hours, water (40 mL) was added and the aqueous layer extracted with DCM (3 x 20 mL). The combined organic extracts were dried (MgSO<sub>4</sub>) and concentrated *in vacuo*. The crude product was purified by column chromatography (50% Petroleum ether/ DCM) to give the sub-title compound as a white solid (1.67g, 7.04 mmol, 81%); <sup>1</sup>H NMR (400 MHz, CDCl<sub>3</sub>) δ 3.90 (3H, s), 6.80 (1H, s), 9.68 (1H, br s).

**Method C: 5-Bromo-3-[1-(2-chloro-phenyl)-ethoxy]-thiophene-2-carboxylic acid methyl ester (Intermediate 3)**

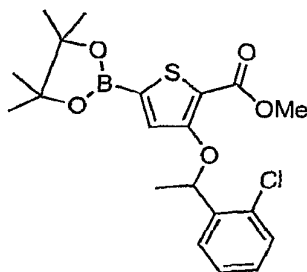


**[00148]** 5-Bromo-3-hydroxy-thiophene-2-carboxylic acid methyl ester (1.67g, 7/04 mmol, 1.0 Eq.), 1-(2-Chloro-phenyl)-ethanol (1.43g, 9.16 mmol, 1.3 Eq.) and triphenylphosphine (2.40g, 9.16 mmol, 1.3 Eq.) were dissolved in anhydrous THF (30 mL) under nitrogen. The resultant solution was cooled to 0 °C and DEAD (1.4 mL, 9.16 mmol, 1.3 Eq.) was added dropwise. The reaction was warmed to ambient temperature and stirred for 4.5 hours. The crude reaction was purified by column chromatography (10% EtOAc/ petroleum ether) to give the sub-title compound as a yellow solid (2.60g, 6.92 mmol, 98%); <sup>1</sup>H NMR (400 MHz, CDCl<sub>3</sub>) δ 1.68

- 58 -

(3H, d), 3.88 (3H, s), 5.71 (1H, q), 6.65 (1H, s), 7.23-7.33 (2H, m), 7.37 (1H, dd), 7.66 (1H, dd).

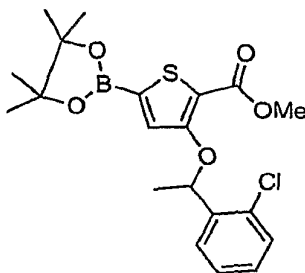
**Method D: 3-[1-(2-Chloro-phenyl)-ethoxy]-5-(4,4,5,5-tetramethyl-[1,3,2]dioxaborolan-2-yl)-thiophene-2-carboxylic acid methyl ester (Intermediate 4)**



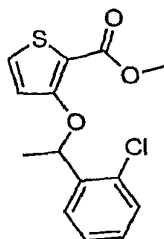
**[00149]** 5-Bromo-3-[1-(2-chloro-phenyl)-ethoxy]-thiophene-2-carboxylic acid methyl ester (1.79g, 4.76 mmol, 1.0 Eq.), bis(pinacolato)diboron (1.25g, 4.91 mmol, 1.03 Eq.) and KOAc (1.40g, 14.3 mmol, 3.0 Eq.) were dissolved in anhydrous 1,4-dioxane (40 mL) and degassed under nitrogen.  $\text{PdCl}_2(\text{PPh}_3)_2$  (100 mg, 0.14 mmol, 3 mol%) was added and the reaction heated at reflux for 30 minutes. On cooling to ambient temperature, the reaction was partitioned between EtOAc (100 mL) and water (100 mL). The aqueous layer was extracted with EtOAc (3 x 40 mL) and the combined organic extracts dried ( $\text{MgSO}_4$ ) and concentrated *in vacuo*. The residue was dissolved in  $\text{Et}_2\text{O}$  and petroleum ether was added until a precipitate was observed. The precipitate was removed by filtration and the filtrate concentrated *in vacuo*. This process was repeated once. The residue was triturated from DCM/Petroleum ether to give the sub-title compound as beige solid (1.38g, 3.38 mmol, 71%);  $^1\text{H}$  NMR (400 MHz,  $\text{CDCl}_3$ )  $\delta$  1.38 (12H, s), 1.67 (3H, d), 3.90 (3H, s), 5.80 (1H, q), 7.18 (1H, s), 7.21-7.734 (2H, m), 7.38 (1H, dd), 7.77 (1H, dd).

- 59 -

Another way to prepare 3-[1-(2-Chloro-phenyl)-ethoxy]-5-(4,4,5,5-tetramethyl-[1,3,2]dioxaborolan-2-yl)-thiophene-2-carboxylic acid methyl ester (Intermediate 4) is via Method E and F



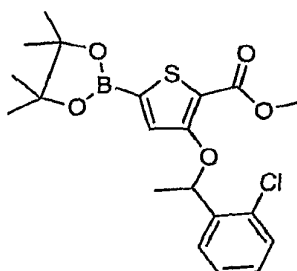
Method E: Methyl 3-(1-(2-chlorophenyl)ethoxy)thiophene-2-carboxylate (Intermediate 5)



**[00150]** DEAD (2.6 mL, 16.4 mmol, 1.3 Eq.) was added dropwise to a stirred solution of methyl-3-hydroxythiophene-2-carboxylate (2.0 g, 12.6 mmol, 1.0 Eq.), 1-(2-chlorophenyl)ethanol (2.57 g, 16.4 mmol, 1.3 Eq.) and triphenylphosphine (4.31 g, 16.4 mmol, 1.3 Eq.) in anhydrous THF (30 mL) at 0 °C under nitrogen. The reaction was allowed to warm to ambient temperature overnight. The crude reaction mixture was absorbed onto SiO<sub>2</sub> and purified by column chromatography eluting with 0 to 10% EtOAc/petroleum ether to give the sub-title compound as a white solid (1.89 g, 6.37 mmol, 50%); <sup>1</sup>H NMR (400 MHz, CDCl<sub>3</sub>) δ 1.72 (3H, d), 3.87 (3H, s), 5.78 (1H, quint), 6.65 (1H, d), 7.21-7.32 (3H, m), 7.38 (1H, dd), 7.55 (1H, dd).

- 60 -

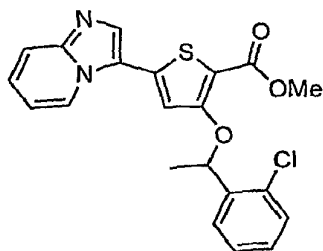
**Method F: Methyl 3-(1-(2-chlorophenyl)ethoxy)-5-(4,4,5,5-tetramethyl-1,3,2-dioxaborolan-2-yl)thiophene-2-carboxylate (Intermediate 4)**



**[00151]** 2.5 M n-BuLi in hexanes (2.3 mL, 5.77 mmol, 1.5 Eq.) was added dropwise to a stirred solution of diisopropylamine (815  $\mu$ L, 5.77 mmol, 1.5 Eq.) in anhydrous THF (20 mL) at - 78  $^{\circ}$ C under nitrogen. The reaction was stirred at this temperature for 15 minutes then warmed to 0  $^{\circ}$ C for 30 minutes. The reaction was cooled to - 78  $^{\circ}$ C and a solution of methyl 3-(1-(2-chlorophenyl)ethoxy)thiophene-2-carboxylate (1.14 g, 3.84 mmol, 1.0 Eq.) in anhydrous THF (10 mL) was added dropwise. After stirring at this temperature for 10 minutes, a solution of 2-isopropoxy-4,4,5,5-tetramethyl[1,3,2]-dioxaborolane (1.78 mL, 5.77 mmol, 1.0 Eq.) in anhydrous THF (10 mL) was added dropwise and stirred at - 78  $^{\circ}$ C for 15 minutes then warmed to ambient temperature for 45 minutes. 1M HCl (30 mL) was added and the mixture extracted with EtOAc (3 x 40 mL). The combined organic extracts were washed with brine (30 mL), dried (MgSO<sub>4</sub>) and the solvent removed in vacuo. The residue was recrystallised from cyclohexane to give the sub-title compound as a white solid (837 mg, 1.98 mmol, 51%); <sup>1</sup>H NMR (400 MHz, CDCl<sub>3</sub>)  $\delta$  1.38 (12H, s), 1.67 (3H, d), 3.90 (3H, s), 5.80 (1H, quint), 7.18 (1H, s), 7.21-7.7.34 (2H, m), 7.38 (1H, dd), 7.77 (1H, dd).

- 61 -

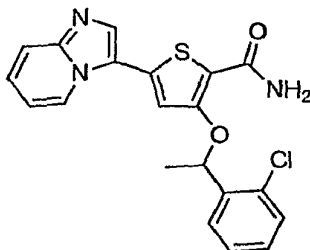
**Method G: 3-[1-(2-Chloro-phenyl)-ethoxy]-5-imidazo[1,2-a]pyridin-3-yl-thiophene-2-carboxylic acid methyl ester (Intermediate 6)**



**[00152]** 3-[1-(2-Chloro-phenyl)-ethoxy]-5-(4,4,5,5-tetramethyl-[1,3,2]dioxaborolan-2-yl)-thiophene-2-carboxylic acid methyl ester (150 mg, 0.37 mmol, 1.0 Eq.), 3-Iodo-imidazo[1,2-a]pyridine (108 mg, 0.44 mmol, 1.2 Eq.) and  $\text{Pd}(\text{PPh}_3)_4$  (42 mg, 0.04 mmol, 0.1 Eq.) were dissolved in toluene (1.6 mL) and EtOH (0.4 mL). 2M  $\text{K}_2\text{CO}_3$  (0.55 mL, 1.10 mmol, 3.0 Eq) and the reaction heated under microwave conditions at 140 °C for 15 minutes. The reaction was partitioned between EtOAc (10 mL) and water (10 mL) and the aqueous phase extracted with EtOAc (3 x 10 mL). The combined organic layers were dried ( $\text{MgSO}_4$ ) and concentrated *in vacuo*. The crude product was purified by column chromatography (50% EtOAc/petroleum Ether) to give the subtitle compound as an off-white solid (61 mg, 0.15 mmol, 40%);  $^1\text{H}$  NMR (400 MHz,  $\text{CDCl}_3$ )  $\delta$  1.77 (3H, d), 3.96 (3H, s), 5.86 (1H, q), 6.89 (1H, s), 7.28-7.43 (4H, m), 7.67 (1H, dd), 7.72-7.78 (1H, m), 7.83 (1H, s), 8.32 (2H, d).

**Method H: 3-[1-(2-Chloro-phenyl)-ethoxy]-5-imidazo[1,2-a]pyridin-3-yl-thiophene-2-carboxamide (I-1)**

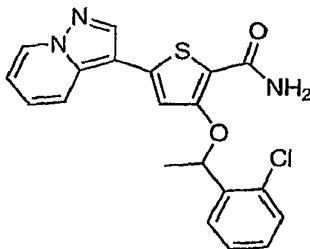
- 62 -



**[00153]** 3-[1-(2-Chloro-phenyl)-ethoxy]-5-imidazo[1,2-a]pyridin-3-yl-thiophene-2-carboxylic acid methyl ester (61 mg, 0.15 mmol, 1.0 Eq.) was suspended in 7M NH<sub>3</sub> in MeOH (10 mL) and heated to 100 °C in a pressure tube for 3 days. The reaction was allowed to cool to ambient temperature and the resultant precipitate isolated by filtration to give the title compound as an off-white solid (28 mg, 0.07 mmol, 45%); <sup>1</sup>H NMR (400 MHz, d-6 DMSO) δ 1.73 (3H, d), 6.05 (1H, q), 7.10 (1H, t), 7.12 (1H, br s), 7.20 (1H, s), 7.34-7.44 (3H, m), 7.51 (1H, dd), 7.69 (2H, t), 7.75 (1H, br s), 7.88 (1H, s), 8.48 (1H, d); HPLC rt(min): 9.40; MS (ES<sup>+</sup>) 398, (ES<sup>-</sup>) 396.

**Example 2:**

**3-[1-(2-Chloro-phenyl)-ethoxy]-5-pyrazolo[1,5-a]pyridin-3-yl-thiophene-2-carboxamide (I-2)**



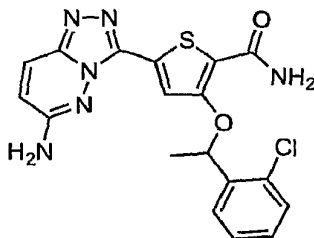
**[00154]** Prepared from 3-Iodo-pyrazolo[1,5-a]pyridine using methods A-H and purified by column chromatography (ISCO Companion™, 12g column, 0-10% MeOH/DCM) to give the title compound as a yellow solid (10 mg, 0.03 mmol, 10%); <sup>1</sup>H NMR (400 MHz, d-6 DMSO) δ 0.99 (3H, d), 5.26 (1H, q), 6.10 (1H, s), 6.20 (1H, t), 6.53-6.63 (3H, m), 6.69 (1H, d), 6.79 (1H,

- 63 -

d), 6.95 (1H, d), 7.36 (1H, s), 7.78 (1H, d) ); HPLC  
rt(min): 9.80; MS (ES<sup>+</sup>) 398.

**Example 3:**

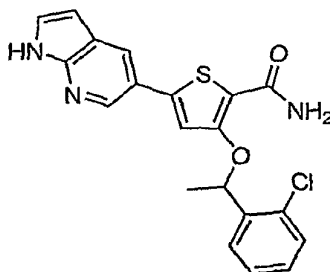
**3-(1-(2-chlorophenyl)ethoxy)-5-(6-amino-[1,2,4]triazolo[4,3-b]pyridazin-3-yl)thiophene-2-carboxamide (I-4)**



**[00155]** Prepared from 3-bromo-6-chloro-[1,2,4]triazolo[4,3-b]pyridazine using methods A-H to give the title isolated as a white solid; <sup>1</sup>H NMR (400 MHz, d-6 DMSO) δ 1.68 (3H, d), 5.90 (1H, q), 6.60 (1H, d), 7.10 (1H, s), 7.30-7.40 (2H, m), 7.48 (1H, d), 7.73 (1H, s), 7.82 (1H, d); HPLC rt(min): 6.50; MS (ES<sup>+</sup>) 416.

**Example 4:**

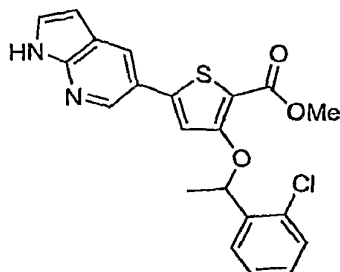
**3-[1-(2-Chloro-phenyl)-ethoxy]-5-(1H-pyrrolo[2,3-b]pyridin-5-yl)-thiophene-2-carboxamide (I-5)**



**Method I: 3-[1-(2-Chloro-phenyl)-ethoxy]-5-(1H-pyrrolo[2,3-b]pyridin-5-yl)-thiophene-2-carboxylic acid methyl ester (Intermediate 7)**

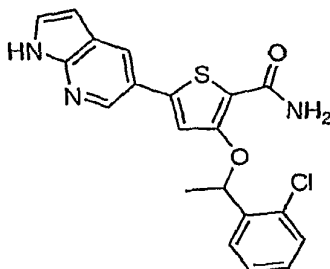


- 64 -



**[00156]** 5-Bromo-3-[1-(2-chloro-phenyl)-ethoxy]-thiophene-2-carboxylic acid methyl ester (200 mg, 0.53 mmol, 1.0 Eq.), 5-(4,4,5,5-tetramethyl-[1,3,2]dioxaborolan-2-yl)-1H-pyrrolo[2,3-b]pyridine (195 mg, 0.80 mmol, 1.5 Eq.) and  $\text{Pd}(\text{PPh}_3)_4$  (61 mg, 0.05 mmol, 0.1 Eq.) were dissolved in toluene (1.6 mL) and ethanol (0.4 mL). 2M  $\text{K}_2\text{CO}_3$  (0.8 mL, 1.60 mmol, 3.0 Eq.) was added and the reaction heated under microwave conditions at 140 °C for 10 minutes. The reaction was partitioned between EtOAc (10 mL) and water (10 mL) and the aqueous phase extracted with EtOAc (3 x 10 mL). The combined organic layers were dried ( $\text{MgSO}_4$ ) and concentrated *in vacuo*. The crude product was purified by column chromatography (ISCO Companion™, 12g column, 0-100% EtOAc/petroleum Ether) to give the sub-title compound as a yellow solid (100 mg, 0.24 mmol, 45%);  $^1\text{H}$  NMR (400 MHz,  $\text{CDCl}_3$ )  $\delta$  1.75 (3H, d), 3.94 (3H, s), 5.88 (1H, q), 6.64 (1H, d), 6.94 (1H, s), 7.26-7.34 (2H, m), 7.38-7.44 (2H, m), 7.71 (1H, dd), 8.17 (1H, d), 8.44 (1H, d).

**3-[1-(2-Chloro-phenyl)-ethoxy]-5-(1H-pyrrolo[2,3-b]pyridin-5-yl)-thiophene-2-carboxamide I-5**



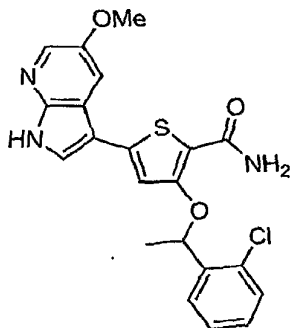
- 65 -

Prepared using method H.

$^1\text{H}$  NMR (400 MHz, d-6 DMSO)  $\delta$  1.72 (3H, d), 6.00 (1H, q), 6.52 (1H, dd), 7.05 (1H, s), 7.29 (1H, s), 7.35-7.42 (2H, m), 7.50-7.55 (2H, m), 7.66-7.69 (2H, m), 8.15 (1H, d), 8.45 (1H, d), 11.89 (1H, s); HPLC rt(min): 9.60; MS ( $\text{ES}^+$ ) 398, ( $\text{ES}^-$ ) 396.

**Example 5:**

**3-[1-(2-Chloro-phenyl)-ethoxy]-5-(5-methoxy-1H-pyrrolo[2,3-b]pyridin-3-yl)-thiophene-2-carboxamide (I-3)**

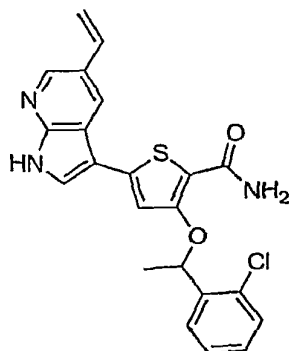


**[001571]** Prepared from 3-Iodo-5-methoxy-1-(toluene-4-sulfonyl)-1H-pyrrolo[2,3-b]pyridine using methods A-H and purified by column chromatography (ISCO Companion™, 12g column, 0-10% MeOH/DCM) to give the title compound as a yellow solid (23 mg, 0.05 mmol, 40%);  $^1\text{H}$  NMR (400 MHz, d-6 DMSO)  $\delta$  0.98 (3H, d), 3.12 (3H, s), 5.26 (1H, q), 6.04 (1H, s), 6.51-6.60 (2H, m), 6.68 (1H, dd), 6.72 (1H, d), 6.79 (1H, dd), 6.87 (1H, d), 7.22 (1H, d); HPLC rt(min): 9.60; MS ( $\text{ES}^+$ ) 428, ( $\text{ES}^-$ ) 426.

**Example 6:**

**3-(1-(2-chlorophenyl)ethoxy)-5-(5-vinyl-1H-pyrrolo[2,3-b]pyridin-3-yl)thiophene-2-carboxamide (I-6)**

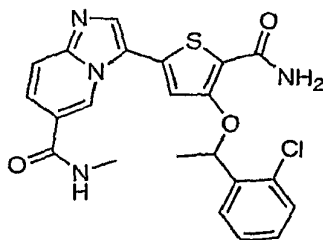
- 66 -



**[00158]** Prepared from 5-(1-Benzenesulfonyl-5-vinyl-1*H*-pyrrolo[2,3-*b*]pyridin-3-yl)-3-[1-(2-chloro-phenyl)-ethoxy]-thiophene-2-carboxylic acid methyl ester using methods A-H and purified by column chromatography (ISCO Companion™, 12g column, 0-10% MeOH/DCM) to give the title compound as a yellow solid (29 mg, 0.07 mmol, 40%); <sup>1</sup>H NMR (400 MHz, d-6 DMSO) δ 1.71 (3H, d), 5.33 (1H, d), 5.92 (1H, d), 6.03 (1H, q), 6.89 (1H, dd), 7.02 (1H, s), 7.07 (1H, br s), 7.35 (1H, t), 7.42 (1H, t), 7.50 (1H, d), 7.61 (1H, br s), 7.66 (1H, d), 7.92 (1H, s), 8.09 (1H, s), 8.45 (1H, s), 12.22 (1H, br s); HPLC rt(min): 9.80; MS (ES<sup>+</sup>) 424, (ES<sup>-</sup>) 422.

**Example 7:**

**3-(5-carbamoyl-4-(1-(2-chlorophenyl)ethoxy)thiophen-2-yl)-N-methylimidazo[1,2-a]pyridine-6-carboxamide (I-7)**



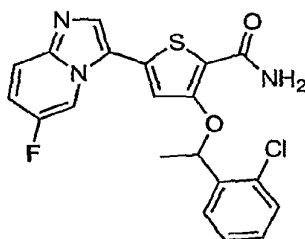
Prepared using method H.

- 67 -

NMR DMSO D<sup>6</sup> 1.77 (3H, d), 2.85 (3H, d), 6.04 (1H, q), 7.17 (1H, s), 7.35-7.50 (4H, m), 7.70-7.85 (4H, m), 7.95 (1H, s), 8.72 (1H, s), 9.04 (1H, s); HPLC rt(min): 8.16; MS (ES<sup>+</sup>) 455.

**Example 8:**

**3-(1-(2-chlorophenyl)ethoxy)-5-(6-fluoroimidazo[1,2-a]pyridin-3-yl)thiophene-2-carboxamide (I-8)**

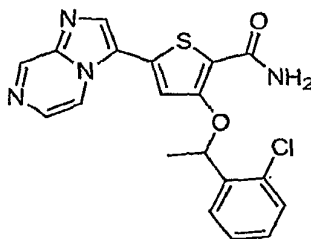


Prepared using method H.

NMR DMSO D<sup>6</sup> 1.73-1.75 (3H, m), 6.10 (1H, m), 7.12 (1H, s), 7.25 (1H, s), 7.36 (1H, m), 7.42 (1H, m), 7.47-7.49 (2H, m), 7.68 (1H, m), 7.77-7.79 (2H, m), 7.93 (1H, s), 8.59 (1H, m); HPLC rt(min): 9.37; MS (ES<sup>+</sup>) 416, (ES<sup>-</sup>) 414.

**Example 9:**

**3-(1-(2-chlorophenyl)ethoxy)-5-(imidazo[1,2-a]pyrazin-3-yl)thiophene-2-carboxamide (I-9)**



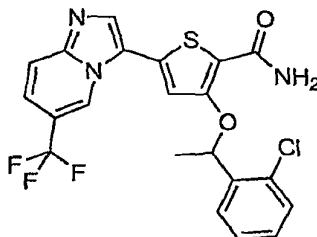
Prepared using method H.

NMR DMSO D<sup>6</sup> 1.78 (3H, m), 6.10 (1H, m), 7.15 (1H, br s), 7.32-7.45 (3H, m), 7.51 (1H, m), 7.70 (1H, m), 7.85 (1H, br s), 8.08 (1H, m), 8.14 (1H, s), 8.56 (1H, m), 9.19 (1H, s); HPLC rt(min): 8.41; MS (ES<sup>+</sup>) 399, (ES<sup>-</sup>) 397.

- 68 -

**Example 10:**

**3-(1-(2-chlorophenyl)ethoxy)-5-(6-(trifluoromethyl)imidazo[1,2-a]pyridin-3-yl)thiophene-2-carboxamide (I-10)**

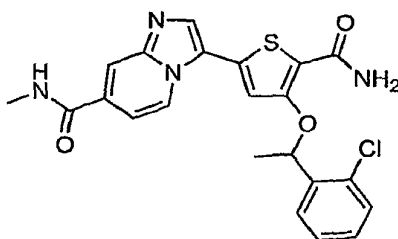


Prepared using method H.

NMR DMSO  $D^6$  1.72-1.74 (3H, m), 6.04 (1H, m), 7.17 (1H, s), 7.32 (1H, s), 7.39 (1H, m), 7.47 (1H, m), 7.61 (1H, m), 7.70 (1H, m), 7.85 (1H, s), 7.89-7.92 (2H, m), 8.03 (1H, s), 8.74 (1H, s); HPLC rt(min): 9.82; MS ( $ES^+$ ) 466, ( $ES^-$ ) 464.

**Example 11:**

**3-(5-carbamoyl-4-(1-(2-chlorophenyl)ethoxy)thiophen-2-yl)-N-methylimidazo[1,2-a]pyridine-7-carboxamide (I-11)**



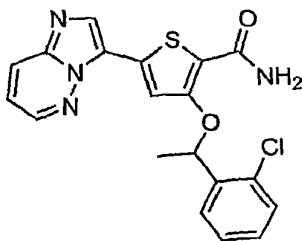
Prepared using method H.

NMR DMSO  $D^6$  1.73-1.75 (3H, m), 2.83-2.84 (3H, m), 6.06 (1H, m), 7.14 (1H, s), 7.26 (1H, s), 7.35-7.40 (2H, m), 7.43-7.50 (2H, m), 7.65 (1H, m), 7.68 (1H, s), 8.02 (1H, s), 8.19 (1H, s), 8.53 (1H, m), 9.75 (1H, m); HPLC rt(min): 8.22; MS ( $ES^+$ ) 455, ( $ES^-$ ) 453.

- 69 -

**Example 12:**

3-(1-(2-chlorophenyl)ethoxy)-5-(imidazo[1,2-b]pyridazin-3-yl)thiophene-2-carboxamide (I-12)

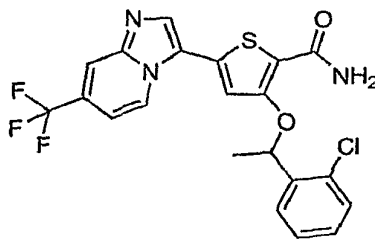


Prepared using method H.

NMR DMSO  $D^6$  1.75 (3H, m), 6.01 (1H, m), 7.09 (1H, br s), 7.31-7.42 (3H, m), 7.51 (1H, m), 7.68-7.75 (3H, m), 8.27 (1H, m), 8.32 (1H, s), 8.76 (1H, m); HPLC  $rt(min)$ : 9.09; MS ( $ES^+$ ) 399, ( $ES^-$ ) 397.

**Example 13:**

3-(1-(2-chlorophenyl)ethoxy)-5-(7-(trifluoromethyl)imidazo[1,2-a]pyridin-3-yl)thiophene-2-carboxamide (I-13)



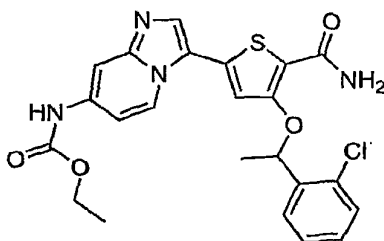
Prepared using method H.

NMR DMSO  $D^6$  1.74-1.75 (3H, m), 6.05 (1H, m), 7.14 (1H, s), 7.32-7.45 (3H, m), 7.52 (1H, m), 7.70 (1H, m), 7.80 (1H, br s), 8.1 (1H, s), 8.22 (1H, s), 8.67 (1H, m); HPLC  $rt(min)$ : 8.16; MS ( $ES^+$ ) 466, ( $ES^-$ ) 464.

- 70 -

**Example 14:**

ethyl 3-(5-carbamoyl-4-(1-(2-chlorophenyl)ethoxy)thiophen-2-yl)imidazo[1,2-a]pyridin-7-ylcarbamate (I-14)

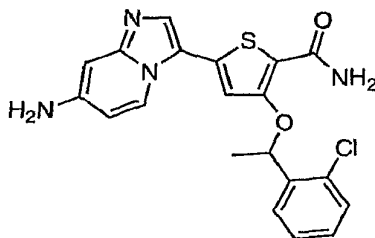


Prepared using method H.

NMR CDCl<sub>3</sub> 1.37 (3H, t), 1.78 (3H, d), 4.27 (2H, q), 5.82 (1H, b s), 5.90 (1H, q), 6.70 (1H, s), 7.22 (2H, br s), 7.23-7.51 (4H, m), 7.62-7.71 (2H, m), 8.15 (1H, d); HPLC rt(min): 9.03; MS (ES<sup>+</sup>) 485, (ES<sup>-</sup>) 483.

**Example 15:**

5-(7-aminoimidazo[1,2-a]pyridin-3-yl)-3-(1-(2-chlorophenyl)ethoxy)thiophene-2-carboxamide (I-15)



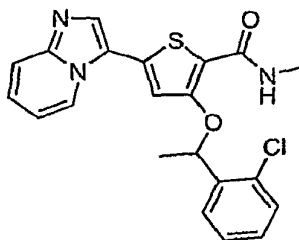
Prepared using method H.

NMR DMSO D<sub>6</sub> 1.70 (3H, d), 6.01 (1H, q), 6.63 (1H, d), 6.85 (1H, dd), 7.10-7.22 (2H, m), 7.25 (1H, s), 7.34-7.50 (3H, m), 7.65 (1H, dd), 7.82 (1H, br s), 8.01 (1H, s), 8.30 (1H, d), 11.40 (1H, s); HPLC rt(min): 8.46; MS (ES<sup>+</sup>) 413, (ES<sup>-</sup>) 411.

**Example 16:**

3-(1-(2-chlorophenyl)ethoxy)-5-(imidazo[1,2-a]pyridin-3-yl)-N-methylthiophene-2-carboxamide (I-16)

- 71 -

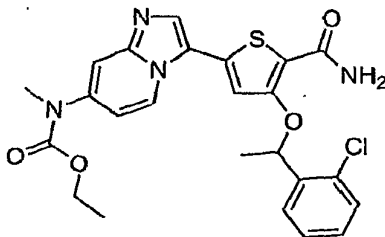


Prepared using method H.

NMR DMSO  $D^6$  1.78 (3H, m), 2.94 (3H, m), 6.04 (1H, m), 7.10 (1H, m), 7.19 (1H, s) 7.32-7.35 (3H, m), 7.41-7.55 (2H, m), 7.71 (2H, m), 7.79 (1H, s), 8.49 (1H, m); HPLC rt(min): 9.68; MS ( $ES^+$ ) 412, ( $ES^-$ ) 410.

**Example 17:**

**ethyl 3-(5-carbamoyl-4-(1-(2-chlorophenyl)ethoxy)thiophen-2-yl)imidazo[1,2-a]pyridin-7-yl(methyl)carbamate (I-17)**



Prepared using method H.

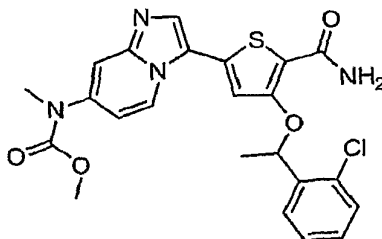
NMR  $CDCl_3$  1.35 (3H, t), 1.88 (3H, d), 3.44 (3H, s), 4.29 (2H, q), 5.67-5.80 (1H, m), 5.86-5.95 (1H, m), 6.73 (1H, s), 7.15-7.35 (4H, m), 7.40-7.55 (3H, m), 7.71 (1H, s), 8.15 (1H, d); HPLC rt(min): 9.72; MS ( $ES^+$ ) 499, ( $ES^-$ ) 497.

**Example 18:**

**methyl 3-(5-carbamoyl-4-(1-(2-chlorophenyl)ethoxy)thiophen-2-yl)imidazo[1,2-a]pyridin-7-yl(methyl)carbamate (I-18)**



- 72 -

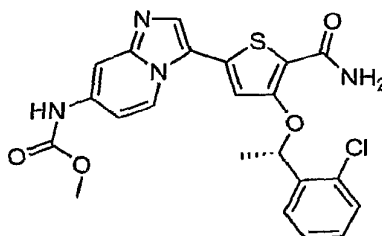


Prepared using method H.

NMR CDCl<sub>3</sub> 1.76 (3H, d), 3.42 (3H, s), 3.83 (3H, s), 5.75-5.85 (1H, m), 5.85-5.92 (1H, m), 6.73 (1H, s), 7.10-7.35 (4H, m), 7.40-7.50 (3H, m), 7.71 (1H, s), 8.15 (1H, d); HPLC rt(min): 9.38; MS (ES<sup>+</sup>) 485, (ES<sup>-</sup>) 483.

#### **Example 19:**

**(S)-methyl 3-(5-carbamoyl-4-(1-(2-chlorophenyl)ethoxy)thiophen-2-yl)imidazo[1,2-a]pyridin-7-ylcarbamate (I-19)**



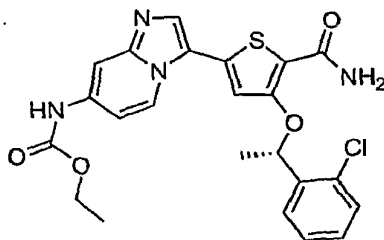
Prepared using method H.

NMR DMSO D<sub>6</sub> 1.77 (3H, d), 3.82 (3H, s), 6.07 (1H, q), 7.19 (1H, br s), 7.32 (1H, s), 7.35-7.42 (2H, m), 7.46 (1H, t), 7.53 (1H, dd), 7.70 (1H, dd), 7.87 (1H, br s), 8.08 (1H, br s), 8.23 (1H, br s), 8.69 (1H, d), 10.70 (1H, br s); HPLC rt(min): 8.90; MS (ES<sup>+</sup>) 471, (ES<sup>-</sup>) 469.

#### **Example 20:**

**(S)-ethyl 3-(5-carbamoyl-4-(1-(2-chlorophenyl)ethoxy)thiophen-2-yl)imidazo[1,2-a]pyridin-7-ylcarbamate (I-20)**

- 73 -

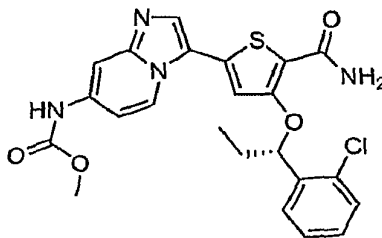


Prepared using method H.

NMR DMSO  $D^6$  1.30 (3H, t), 1.74 (3H, d), 4.24 (2H, q), 6.03 (1H, q), 7.17 (1H, br s), 7.31 (1H, s), 7.34-7.38 (1H, m), 7.39-7.45 (2H, m), 7.48 (1H, dd), 7.67 (1H, dd), 7.86 (1H, br s), 8.09 (1H, d), 8.27 (1H, s), 8.68 (1H, d), 10.75 (1H, br s); HPLC rt(min): 9.27; MS ( $ES^+$ ) 485, ( $ES^-$ ) 483.

#### **Example 21:**

**(S)-methyl 3-(5-carbamoyl-4-(1-(2-chlorophenyl)propoxy)thiophen-2-yl)imidazo[1,2-a]pyridin-7-ylcarbamate (I-21)**



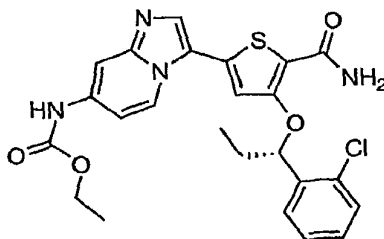
Prepared using method H.

NMR DMSO  $D^6$  1.03 (3H, t), 1.98-2.04 (1H, m), 2.12-2.22 (1H, m), 3.78 (3H, s), 5.82 (1H, dd), 7.20 (1H, br s), 7.22 (1H, s), 7.31-7.45 (3H, m), 7.47 (1H, dd), 7.63 (1H, dd), 7.88 (1H, br s), 8.10 (1H, d), 8.26 (1H, s), 8.67 (1H, d), 10.80 (1H, s); HPLC rt(min): 9.30; MS ( $ES^+$ ) 485, ( $ES^-$ ) 483.

- 74 -

**Example 22:**

(S)-ethyl 3-(5-carbamoyl-4-(1-(2-chlorophenyl)propoxy)thiophen-2-yl)imidazo[1,2-a]pyridin-7-ylcarbamate (I-22)

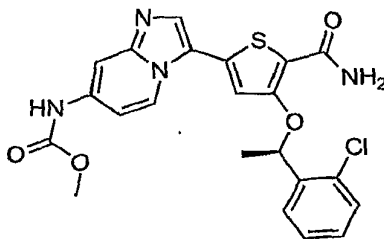


Prepared using method H.

NMR DMSO  $D_6$  1.03 (3H, t), 1.30 (3H, t), 1.97-2.05 (1H, m), 2.13-2.23 (1H, m), 4.25 (2H, q), 5.83 (1H, dd), 7.20 (1H, br s), 7.22 (1H, s), 7.32-7.48 (4H, m), 7.63 (1H, dd), 7.88 (1H, br s), 8.10 (1H, d), 8.28 (1H, s), 8.67 (1H, d), 10.78 (1H, s); HPLC rt(min): 9.65; MS ( $ES^+$ ) 499, ( $ES^-$ ) 497.

**Example 23:**

(R)-methyl 3-(5-carbamoyl-4-(1-(2-chlorophenyl)ethoxy)thiophen-2-yl)imidazo[1,2-a]pyridin-7-ylcarbamate (I-23)



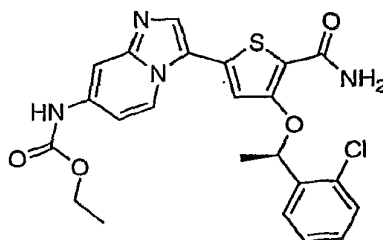
Prepared using method H.

NMR DMSO  $D_6$  1.74 (3H, d), 3.78 (3H, s), 6.03 (1H, q), 7.19 (1H, br s), 7.30 (1H, s), 7.32-7.44 (3H, m), 7.48 (1H, dd), 7.66 (1H, dd), 7.89 (1H, br s), 8.09 (1H, br s), 8.27 (1H, br s), 8.70 (1H, d), 10.79 (1H, br s); HPLC rt(min): 8.92; MS ( $ES^+$ ) 471, ( $ES^-$ ) 469.

- 75 -

**Example 24:**

(R)-ethyl 3-(5-carbamoyl-4-(1-(2-chlorophenyl)ethoxy)thiophen-2-yl)imidazo[1,2-a]pyridin-7-ylcarbamate (I-24)

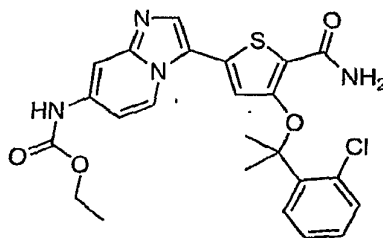


Prepared using method H.

NMR DMSO  $D^6$  1.30 (3H, t), 1.73 (3H, d), 4.23 (2H, q), 6.03 (1H, q), 7.19 (1H, br s), 7.30 (1H, s), 7.32-7.49 (3H, m), 7.48 (1H, dd), 7.66 (1H, dd), 7.89 (1H, br s), 8.09 (1H, br s), 8.28 (1H, br s), 8.70 (1H, d), 10.77 (1H, br s); HPLC  $rt(min)$ : 9.28; MS ( $ES^+$ ) 485, ( $ES^-$ ) 483.

**Example 25:**

ethyl 3-(5-carbamoyl-4-(2-(2-chlorophenyl)propan-2-yloxy)thiophen-2-yl)imidazo[1,2-a]pyridin-7-ylcarbamate (I-25)



Prepared using method H.

NMR DMSO  $D^6$  1.29 (3H, t), 2.00 (6H, s), 4.22 (2H, q), 6.57 (1H, s), 7.08-7.12 (1H, m), 7.19-7.24 (1H, m), 7.38-7.52 (3H, m), 7.73 (1H, dd), 7.77 (1H, dd), 7.85 (1H, s), 7.97

- 76 -

(1H, s), 8.06 (1H, br s), 10.59 (1H, br s); HPLC rt(min): 9.23; MS (ES<sup>+</sup>) 499, (ES<sup>-</sup>) 497.

#### **Example 6: PLK1 Assay**

**[00159]** The compounds of the present invention are evaluated as inhibitors of human PLK kinase using the following assays.

#### **Plk1 Inhibition Assay:**

**[00160]** Compounds were screened for their ability to inhibit Plk1 using a radioactive-phosphate incorporation assay. Assays were carried out in a mixture of 25mM HEPES (pH 7.5), 10mM MgCl<sub>2</sub>, and 1mM DTT. Final substrate concentrations were 50μM [γ-33P]ATP (136mCi 33P ATP/ mmol ATP, Amersham Pharmacia Biotech / Sigma Chemicals) and 10μM peptide (SAM68 protein Δ332-443). Assays were carried out at 25°C in the presence of 15nM Plk1 (A20-K338). An assay stock buffer solution was prepared containing all of the reagents listed above, with the exception of ATP and the test compound of interest. 30μL of the stock solution was placed in a 96 well plate followed by addition of 2μL of DMSO stock containing serial dilutions of the test compound (typically starting from a final concentration of 10μM with 2-fold serial dilutions) in duplicate (final DMSO concentration 5%). The plate was pre-incubated for 10 minutes at 25°C and the reaction initiated by addition of 8μL [γ-33P]ATP (final concentration 50μM).

**[00161]** The reaction was stopped after 60 minutes by the addition of 100μL 0.14M phosphoric acid. A multiscreen phosphocellulose filter 96-well plate (Millipore, Cat no. MAPHN0B50) was pretreated with 100μL 0.2M phosphoric acid prior to the addition of 125μL of the stopped assay mixture. The plate was washed with 4 x 200μL 0.2M phosphoric acid.

- 77 -

After drying, 100µL Optiphase 'SuperMix' liquid scintillation cocktail (Perkin Elmer) was added to the well prior to scintillation counting (1450 Microbeta Liquid Scintillation Counter, Wallac).

**[00162]** After removing mean background values for all of the data points,  $K_i(\text{app})$  data were calculated from non-linear regression analysis of the initial rate data using the Prism software package (GraphPad Prism version 3.0cx for Macintosh, GraphPad Software, San Diego California, USA).

#### **Plk1 Inhibition Assay:**

**[00163]** Compounds were screened for their ability to inhibit Plk1 using a radioactive-phosphate incorporation assay. Assays were carried out in a mixture of 25mM HEPES (pH 7.5), 10mM  $\text{MgCl}_2$ , 0.1% BSA, and 2mM DTT. Final substrate concentrations were 100µM  $[\gamma\text{-}^{33}\text{P}]\text{ATP}$  (115mCi 33P ATP/ mmol ATP, Amersham Pharmacia Biotech / Sigma Chemicals) and 300µM peptide (KKKISDELMDATFADQEAK). Assays were carried out at 25°C in the presence of 25nM Plk1. An assay stock buffer solution was prepared containing all of the reagents listed above, with the exception of ATP and the test compound of interest. 30µL of the stock solution was placed in a 96 well plate followed by addition of 2µL of DMSO stock containing serial dilutions of the test compound (typically starting from a final concentration of 10µM with 2-fold serial dilutions) in duplicate (final DMSO concentration 5%). The plate was pre-incubated for 10 minutes at 25°C and the reaction initiated by addition of 8µL  $[\gamma\text{-}^{33}\text{P}]\text{ATP}$  (final concentration 100µM).

**[00164]** The reaction was stopped after 90 minutes by the addition of 100µL 0.14M phosphoric acid. A multiscreen phosphocellulose filter 96-well plate (Millipore, Cat no. MAPHN0B50) was pretreated with 100µL 0.2M phosphoric acid

- 78 -

prior to the addition of 125 $\mu$ L of the stopped assay mixture. The plate was washed with 4 x 200 $\mu$ L 0.2M phosphoric acid. After drying, 100 $\mu$ L Optiphase 'SuperMix' liquid scintillation cocktail (Perkin Elmer) was added to the well prior to scintillation counting (1450 Microbeta Liquid Scintillation Counter, Wallac).

**[00165]** After removing mean background values for all of the data points,  $K_i$ (app) data were calculated from non-linear regression analysis of the initial rate data using the Prism software package (GraphPad Prism version 3.0cx for Macintosh, GraphPad Software, San Diego California, USA).

**[00166]** In general, compounds of the invention are effective for the inhibition of Plk1. Preferred compounds showed  $K_i$  below 0.1  $\mu$ M in the radioactive incorporation assay (I-1, I-2, I-3, I-6, I-7, I-8, I-9, I-10, I-11, I-12, I-13, I-14, I-15, I-17, I-18, I-19, I-20, I-21, I-22, I-23, I-24, I-25). Preferred compounds showed  $K_i$  between 0.1  $\mu$ M and 1  $\mu$ M in the radioactive incorporation assay (I-5). Preferred compounds showed  $K_i$  above 1  $\mu$ M in the radioactive incorporation assay (I-4, I-16).

#### **Plk2 Inhibition Assay:**

**[00167]** Compounds were screened for their ability to inhibit Plk2 using a radioactive-phosphate incorporation assay. Assays were carried out in a mixture of 25mM HEPES (pH 7.5), 10mM  $MgCl_2$ , 0.1% BSA, and 2mM DTT. Final substrate concentrations were 200 $\mu$ M [ $\gamma$ -33P]ATP (57mCi 33P ATP/ mmol ATP, Amersham Pharmacia Biotech / Sigma Chemicals) and 300 $\mu$ M peptide (KKKISDELMDATFADQEAK). Assays were carried out at 25°C in the presence of 25nM Plk2. An assay stock buffer solution was prepared containing all of the reagents listed above, with the exception of ATP and the test compound of interest. 30 $\mu$ L of the stock solution was

- 79 -

placed in a 96 well plate followed by addition of 2 $\mu$ L of DMSO stock containing serial dilutions of the test compound (typically starting from a final concentration of 10 $\mu$ M with 2-fold serial dilutions) in duplicate (final DMSO concentration 5%). The plate was pre-incubated for 10 minutes at 25°C and the reaction initiated by addition of 8 $\mu$ L [ $\gamma$ -33P]ATP (final concentration 200 $\mu$ M).

**[00168]** The reaction was stopped after 90 minutes by the addition of 100 $\mu$ L 0.14M phosphoric acid. A multiscreen phosphocellulose filter 96-well plate (Millipore, Cat no. MAPHN0B50) was pretreated with 100 $\mu$ L 0.2M phosphoric acid prior to the addition of 125 $\mu$ L of the stopped assay mixture. The plate was washed with 4 x 200 $\mu$ L 0.2M phosphoric acid. After drying, 100 $\mu$ L Optiphase 'SuperMix' liquid scintillation cocktail (Perkin Elmer) was added to the well prior to scintillation counting (1450 Microbeta Liquid Scintillation Counter, Wallac).

**[00169]** After removing mean background values for all of the data points,  $K_i$ (app) data were calculated from non-linear regression analysis of the initial rate data using the Prism software package (GraphPad Prism version 3.0cx for Macintosh, GraphPad Software, San Diego California, USA).

#### **Plk3 Inhibition Assay:**

**[00170]** Compounds were screened for their ability to inhibit Plk3 using a radioactive-phosphate incorporation assay. Assays were carried out in a mixture of 25mM HEPES (pH 7.5), 10mM MgCl<sub>2</sub>, and 1mM DTT. Final substrate concentrations were 75 $\mu$ M [ $\gamma$ -33P]ATP (60mCi 33P ATP/ mmol ATP, Amersham Pharmacia Biotech / Sigma Chemicals) and 10 $\mu$ M peptide (SAM68 protein A332-443). Assays were carried out at 25°C in the presence of 5nM Plk3 (S38-A340). An assay stock buffer solution was prepared containing all of the



- 80 -

reagents listed above, with the exception of ATP and the test compound of interest. 30µL of the stock solution was placed in a 96 well plate followed by addition of 2µL of DMSO stock containing serial dilutions of the test compound (typically starting from a final concentration of 10µM with 2-fold serial dilutions) in duplicate (final DMSO concentration 5%). The plate was pre-incubated for 10 minutes at 25°C and the reaction initiated by addition of 8µL [ $\gamma$ -33P]ATP (final concentration 75µM).

**[00171]** The reaction was stopped after 60 minutes by the addition of 100µL 0.14M phosphoric acid. A multiscreen phosphocellulose filter 96-well plate (Millipore, Cat no. MAPHN0B50) was pretreated with 100µL 0.2M phosphoric acid prior to the addition of 125µL of the stopped assay mixture. The plate was washed with 4 x 200µL 0.2M phosphoric acid. After drying, 100µL Optiphase 'SuperMix' liquid scintillation cocktail (Perkin Elmer) was added to the well prior to scintillation counting (1450 Microbeta Liquid Scintillation Counter, Wallac).

**[00172]** After removing mean background values for all of the data points,  $K_i(\text{app})$  data were calculated from non-linear regression analysis of the initial rate data using the Prism software package (GraphPad Prism version 3.0cx for Macintosh, GraphPad Software, San Diego California, USA).

#### **Plk4 Inhibition Assay:**

**[00173]** Compounds are screened for their ability to inhibit Plk4 using a radioactive-phosphate incorporation assay. Assays are carried out in a mixture of 8mM MOPS (pH 7.5), 10mM  $\text{MgCl}_2$ , 0.1% BSA and 2mM DTT. Final substrate concentrations are 15µM [ $\gamma$ -33P]ATP (227mCi 33P ATP/ mmol ATP, Amersham Pharmacia Biotech / Sigma Chemicals) and 300µM peptide (KKKMDATFADQ). Assays are carried out at 25°C in

- 81 -

the presence of 25nM Plk4. An assay stock buffer solution is prepared containing all of the reagents listed above, with the exception of ATP and the test compound of interest. 30µL of the stock solution is placed in a 96 well plate followed by addition of 2µL of DMSO stock containing serial dilutions of the test compound (typically starting from a final concentration of 10µM with 2-fold serial dilutions) in duplicate (final DMSO concentration 5%). The plate is pre-incubated for 10 minutes at 25°C and the reaction initiated by addition of 8µL [ $\gamma$ -33P]ATP (final concentration 15µM).

**[00174]** The reaction is stopped after 180 minutes by the addition of 100µL 0.14M phosphoric acid. A multiscreen phosphocellulose filter 96-well plate (Millipore, Cat no. MAPHN0B50) is pretreated with 100µL 0.2M phosphoric acid prior to the addition of 125µL of the stopped assay mixture. The plate is washed with 4 x 200µL 0.2M phosphoric acid. After drying, 100µL Optiphase 'SuperMix' liquid scintillation cocktail (Perkin Elmer) is added to the well prior to scintillation counting (1450 Microbeta Liquid Scintillation Counter, Wallac).

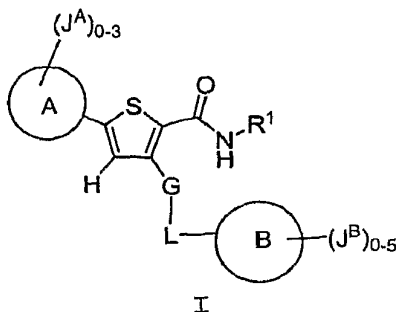
**[00175]** After removing mean background values for all of the data points,  $K_i$ (app) data are calculated from non-linear regression analysis of the initial rate data using the Prism software package (GraphPad Prism version 3.0cx for Macintosh, GraphPad Software, San Diego California, USA).

**[00176]** While we have described a number of embodiments of this invention, it is apparent that our basic examples may be altered to provide other embodiments that utilize the compounds, methods, and processes of this invention. Therefore, it will be appreciated that the scope of this invention is to be defined by the appended claims rather than by the specific embodiments that have been represented by way of example herein.

- 82 -

We claim:

1. A compound of formula I:



wherein

$R^1$  is H,  $C_{1-6}$ aliphatic, or  $C_{3-6}$ cycloaliphatic;

G is  $-C(R)_2-$  or  $-O-$ ;

L is  $C_{0-3}$ aliphatic optionally substituted with 0-3  $J^L$ ;

Ring A is 5-6 membered aromatic monocyclic ring containing 0-3 heteroatoms selected from O, N, and S; Ring A is optionally substituted with 0-3  $J^A$ ; Ring A is fused to Ring A' ;

Ring A' is a 5-8 membered aromatic or nonaromatic monocyclic ring containing 0-3 heteroatoms selected from O, N, and S; Ring A' is optionally substituted with 0-4  $J^{A'}$ ;

Ring B is 5-6 membered aromatic monocyclic ring containing 0-3 heteroatoms selected from O, N, and S; Ring B is optionally substituted with 0-5  $J^B$  and optionally fused to Ring B' ;

Ring B' is a 5-8 membered aromatic or nonaromatic monocyclic ring containing 0-3 heteroatoms selected from O, N, and S; Ring B' is optionally substituted with 0-4  $J^{B'}$ ;

each  $J^A$ ,  $J^{A'}$ ,  $J^B$ , and  $J^{B'}$  is independently  $C_{1-6}$ haloalkyl, halo,  $NO_2$ , CN, Q, or  $-Z-Q$ ;

Z is independently  $C_{1-6}$ aliphatic optionally interrupted with 0-3 occurrences of  $-NR-$ ,  $-O-$ ,  $-S-$ ,  $-C(O)-$ ,  $-C(=NR)-$ ,  $-C(=NOR)-$ ,  $-SO-$ , or  $-SO_2-$ ; each Z is optionally substituted with 0-2  $J^Z$ ;

- 83 -

Q is H; C<sub>1-6</sub> aliphatic; a 3-8-membered aromatic or nonaromatic monocyclic ring having 0-3 heteroatoms independently selected from O, N, and S; or an 8-12 membered aromatic or nonaromatic bicyclic ring system having 0-5 heteroatoms independently selected from O, N, and S; each Q is optionally substituted with 0-5 J<sup>Q</sup>;

each J<sup>L</sup> and J<sup>Z</sup> is independently H, halo, C<sub>1-6</sub> aliphatic, C<sub>3-6</sub>cycloaliphatic, NO<sub>2</sub>, CN, -NH<sub>2</sub>, -NH(C<sub>1-4</sub> aliphatic), -N(C<sub>1-4</sub> aliphatic)<sub>2</sub>, -OH, -O(C<sub>1-4</sub> aliphatic), -CO<sub>2</sub>H, -CO<sub>2</sub>(C<sub>1-4</sub> aliphatic), -O(haloC<sub>1-4</sub> aliphatic), or halo(C<sub>1-4</sub> aliphatic);

each J<sup>Q</sup> is independently M or -Y-M;

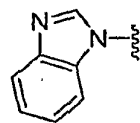
each Y is independently an unsubstituted C<sub>1-6</sub>aliphatic optionally interrupted with 0-3 occurrences of -NR-, -O-, -S-, -C(O)-, -SO-, or -SO<sub>2</sub>-;

each M is independently H, C<sub>1-6</sub> aliphatic, C<sub>3-6</sub>cycloaliphatic, halo(C<sub>1-4</sub> aliphatic), -O(haloC<sub>1-4</sub> aliphatic), C<sub>3-6</sub> heterocyclyl, halo, NO<sub>2</sub>, CN, OH, OR'; SH, SR', NH<sub>2</sub>, NHR', N(R')<sub>2</sub>, COH, COR', CONH<sub>2</sub>, CONHR', CONR'<sub>2</sub>, NHCOR', NR'COR', NHCONH<sub>2</sub>, NHCONHR', NHCON(R')<sub>2</sub>, SO<sub>2</sub>NH<sub>2</sub>, SO<sub>2</sub>NHR', SO<sub>2</sub>N(R')<sub>2</sub>, NHSO<sub>2</sub>R', or NR'SO<sub>2</sub>R';

R is H or unsubstituted C<sub>1-6</sub>aliphatic;

R' is unsubstituted C<sub>1-6</sub>aliphatic; or two R' groups, together with the atom to which they are bound, form an unsubstituted 3-8 membered nonaromatic monocyclic ring having 0-1 heteroatoms independently selected from O, N, and S;

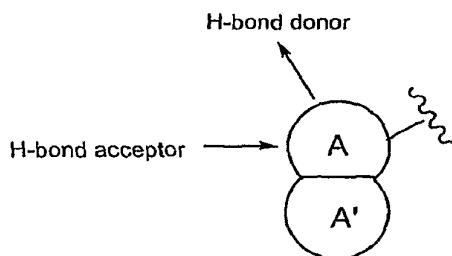
provided that Ring A fused to Ring A' does not form



2. The compound of claim 1, wherein G is -C(R)<sub>2</sub>-.

- 84 -

3. The compound of claim 1, wherein G is O.
4. The compound of any one of claims 1-3, wherein  $R^1$  is H.
5. The compound of any one of claims 1-4, wherein Ring A is a 5-membered ring containing 1-3 heteroatoms selected from O, N, and S.
6. The compound of claim 5, wherein Ring A is a 5-membered aromatic ring containing 1-2 heteroatoms selected from O, N, and S.
7. The compound of claim 6, wherein Ring A is a 6-membered aromatic ring containing 1-2 heteroatoms selected from O, N, and S.
8. The compound of any one of claims 1-7, wherein Ring A' is a 5-6 membered aromatic ring containing 0-3 heteroatoms selected from O, N, and S.
9. The compound of any one of claims 1-8, wherein Ring A-A' is as represented in formula I-a;



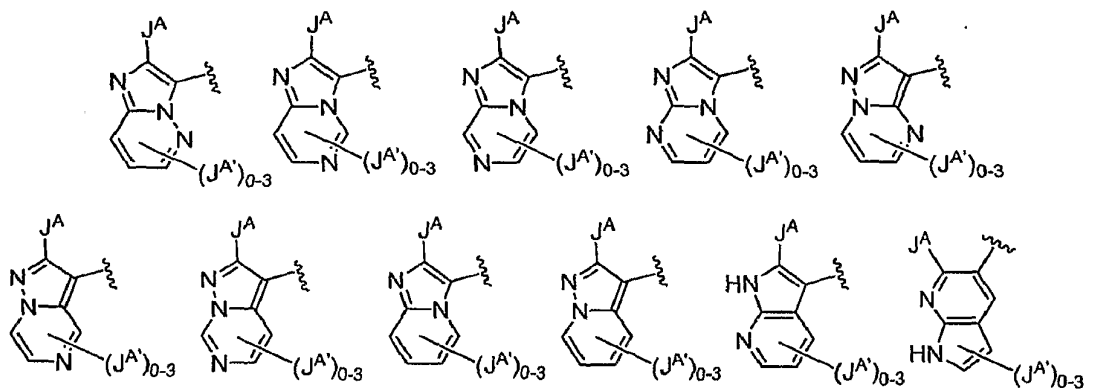
I-a

wherein ring A contains a heteroatom (an H-bond acceptor) selected from O, N, and S, which is adjacent to another atom (an H-bond donor) selected from NH and C-J<sup>A</sup>; which is adjacent to the point of attachment; J<sup>A</sup> is selected from H, OH, SH, NH<sub>2</sub>, and NHR.

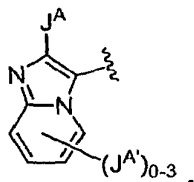
- 85 -

10. The compound according to claim 9, wherein the heteroatom of ring A is N and  $J^A$  is H.

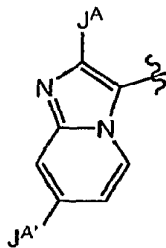
11. The compound of any one of claims 1-4, wherein Ring A-A' is selected from the following:



12. The compound of claim 11, wherein Ring A-A' is



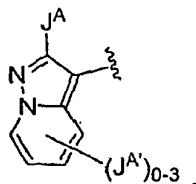
13. The compound of claim 11, wherein Ring A-A' is:



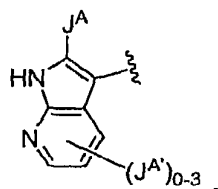
and  $J^A$  is H.

14. The compound of claim 11, wherein Ring A-A' is

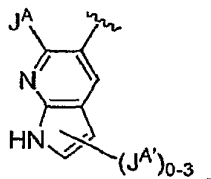
- 86 -



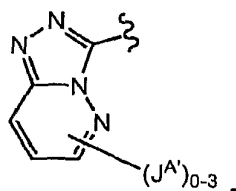
15. The compound of claim 11, wherein Ring A-A' is



16. The compound of claim 11, wherein Ring A-A' is



17. The compound of any one of claims 1-4, wherein Ring A-A' is:



18. The compound of any one of claims 1-17, wherein Ring B is a 6 membered aromatic ring containing 0-2 nitrogen atoms.

19. The compound of any one of claims 1-17, wherein Ring B is fused to Ring B'.

- 87 -

20. The compound of claim 19, wherein Ring B' is a 5-6 membered aromatic ring containing 0-3 heteroatoms selected from O, N, and S.

21. The compound of any one of claims 1-20, wherein J<sup>A</sup> is H, C<sub>1-6</sub> aliphatic, C<sub>3-6</sub>cycloaliphatic, halo(C<sub>1-4</sub> aliphatic), -O(haloC<sub>1-4</sub> aliphatic), C<sub>3-6</sub> heterocyclyl, halo, NO<sub>2</sub>, CN, OH, OR, SH, SR, NH<sub>2</sub>, NHR, N(R)<sub>2</sub>, COH, COR, CONH<sub>2</sub>, CONHR, CONR<sub>2</sub>, NHCOR, NRCOR, NHCONH<sub>2</sub>, NHCONHR, NHCON(R)<sub>2</sub>, SO<sub>2</sub>NH<sub>2</sub>, SO<sub>2</sub>NHR, SO<sub>2</sub>N(R)<sub>2</sub>, NHSO<sub>2</sub>R, or NRSO<sub>2</sub>R.

22. The compound of claim 21, wherein J<sup>A</sup> is H.

23. The compound of any one of claims 1-22, wherein J<sup>A'</sup> is H, C<sub>1-6</sub> aliphatic, C<sub>3-6</sub>cycloaliphatic, halo(C<sub>1-4</sub> aliphatic), -O(haloC<sub>1-4</sub> aliphatic), C<sub>3-6</sub> heterocyclyl, halo, NO<sub>2</sub>, CN, OH, OR, SH, SR, NH<sub>2</sub>, NHR, N(R)<sub>2</sub>, COH, COR, CONH<sub>2</sub>, CONHR, CONR<sub>2</sub>, NHCOR, NRCOR, NHCONH<sub>2</sub>, NHCONHR, NHCON(R)<sub>2</sub>, SO<sub>2</sub>NH<sub>2</sub>, SO<sub>2</sub>NHR, SO<sub>2</sub>N(R)<sub>2</sub>, NHSO<sub>2</sub>R, or NRSO<sub>2</sub>R.

24. The compound of claim 23, wherein J<sup>A'</sup> is -NHCOR.

25. The compound of claim 24, wherein J<sup>A'</sup> is -NHCOR and the R is C<sub>1-6</sub> alkyl.

26. The compound of claim 25, wherein the alkyl is methyl.

27. The compound of claim 25, wherein the alkyl is ethyl.

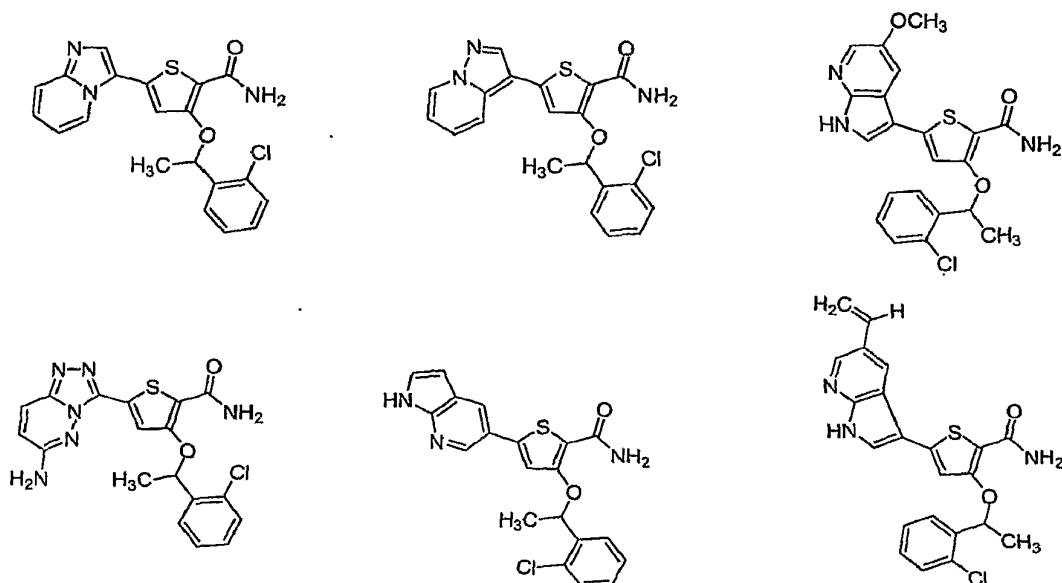
28. The compound of any one of claims 1-27, wherein J<sup>B</sup> is H, C<sub>1-6</sub> aliphatic, C<sub>3-6</sub>cycloaliphatic, halo(C<sub>1-4</sub> aliphatic), -O(haloC<sub>1-4</sub> aliphatic), C<sub>3-6</sub> heterocyclyl, halo, NO<sub>2</sub>, CN, OH, OR, SH, SR, NH<sub>2</sub>, NHR, N(R)<sub>2</sub>, COH, COR, CONH<sub>2</sub>, CONHR, CONR<sub>2</sub>,



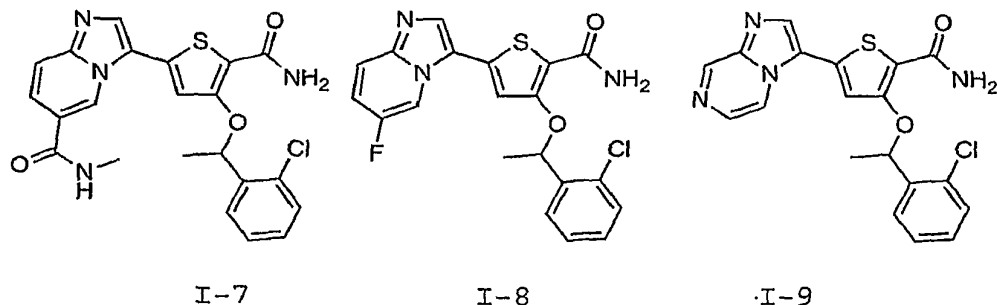
NHCOR, NRCOR, NHCONH<sub>2</sub>, NHCONHR, NHCON(R)<sub>2</sub>, SO<sub>2</sub>NH<sub>2</sub>, SO<sub>2</sub>NHR, SO<sub>2</sub>N(R)<sub>2</sub>, NHSO<sub>2</sub>R, or NRSO<sub>2</sub>R.

29. The compound of any one of claims 1-28, wherein J<sup>B'</sup> is H, C<sub>1-6</sub> aliphatic, C<sub>3-6</sub>cycloaliphatic, halo(C<sub>1-4</sub> aliphatic), -O(haloC<sub>1-4</sub> aliphatic), C<sub>3-6</sub> heterocyclyl, halo, NO<sub>2</sub>, CN, OH, OR, SH, SR, NH<sub>2</sub>, NHR, N(R)<sub>2</sub>, COH, COR, CONH<sub>2</sub>, CONHR, CONR<sub>2</sub>, NHCOR, NRCOR, NHCONH<sub>2</sub>, NHCONHR, NHCON(R)<sub>2</sub>, SO<sub>2</sub>NH<sub>2</sub>, SO<sub>2</sub>NHR, SO<sub>2</sub>N(R)<sub>2</sub>, NHSO<sub>2</sub>R, or NRSO<sub>2</sub>R.

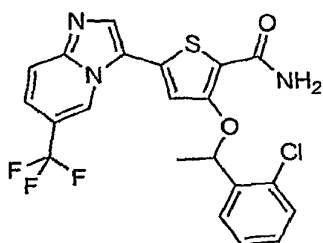
30. A compound selected from the following compounds:



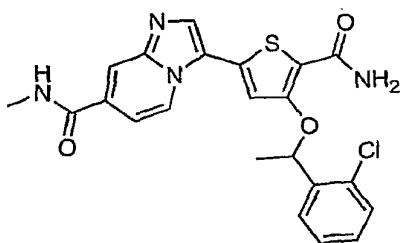
31. A compound selected from the following compounds:



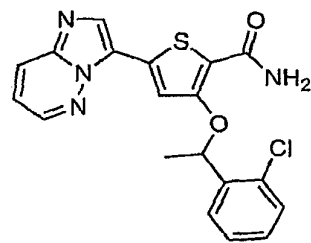
- 89 -



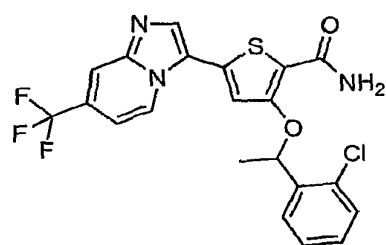
I-10



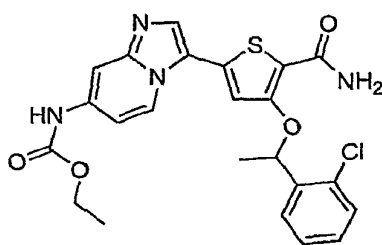
I-11



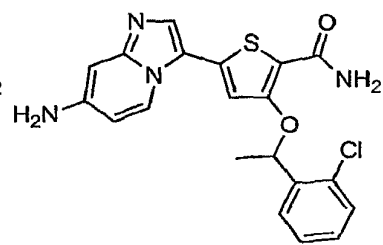
I-12



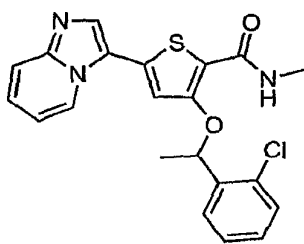
I-13



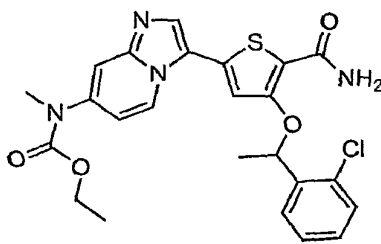
I-14



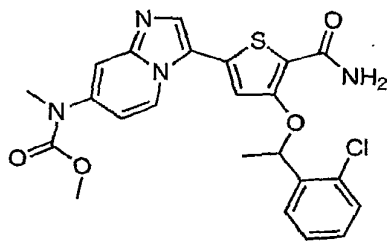
I-15



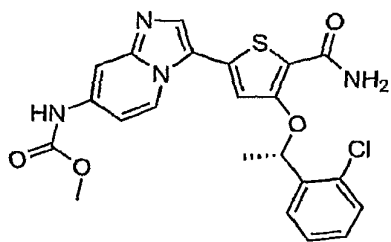
I-16



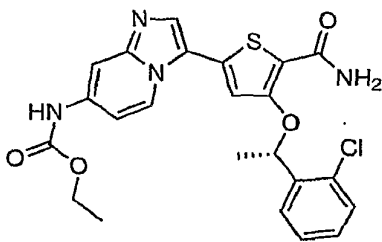
I-17



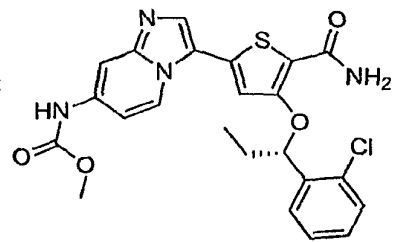
I-18



I-19

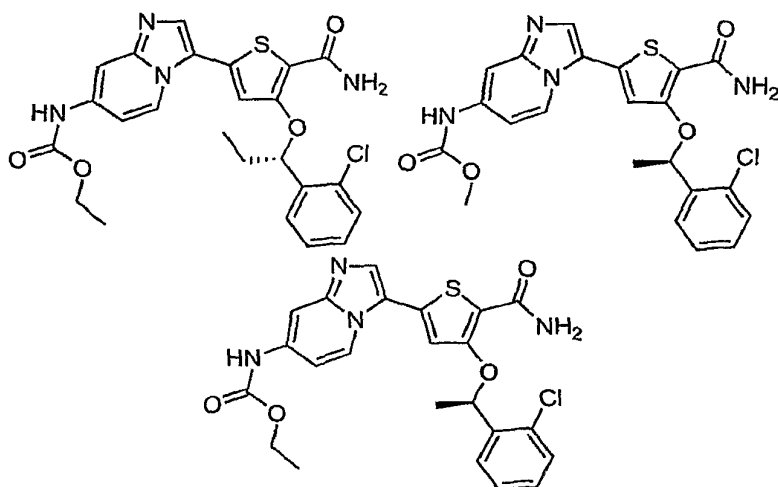


I-20



I-21

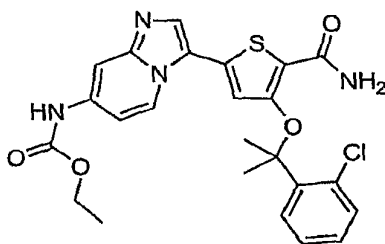
- 90 -



I-22

I-23

I-24



I-25.

32. A composition comprising a compound of any one of claims 1-31, and a pharmaceutically acceptable carrier, adjuvant, or vehicle.

33. A method of inhibiting protein kinase activity in a patient comprising administering to said patient

- a) a composition of claim 32; or
- b) a compound of any one of claims 1-31.

34. A method of inhibiting protein kinase activity in a biological sample comprising contacting said biological sample with:

- a) a composition of claim 32; or
- b) a compound of any one of claims 1-31.

- 91 -

35. The method of claim 33 or claim 34, wherein said protein kinase is PLK.

36. The method of claim 35, wherein said protein kinase is PLK1.

37. A method of treating a proliferative disorder, a neurodegenerative disorder, an autoimmune disorder, an inflammatory disorder, or an immunologically mediated disorder in a patient, comprising the step of administering to a patient:

- a) a composition of claim 32; or
- b) a compound of any one of claims 1-30.

38. The method according to claim 33 or claim 37, comprising administering to said patient an additional therapeutic agent selected from a chemotherapeutic or anti-proliferative agent, an anti-inflammatory agent, an immunomodulatory or immunosuppressive agent, a neurotrophic factor, an agent for treating cardiovascular disease, an agent for treating destructive bone disorders, an agent for treating liver disease, an anti-viral agent, an agent for treating blood disorders, an agent for treating diabetes, or an agent for treating immunodeficiency disorders, wherein:

said additional therapeutic agent is appropriate for the disease being treated; and

said additional therapeutic agent is administered together with said composition as a single dosage form or separately from said composition as part of a multiple dosage form.

39. A method of treating melanoma, myeloma, leukemia, lymphoma, neuroblastoma, or a cancer selected from colon,

- 92 -

breast, gastric, ovarian, cervical, lung, central nervous system (CNS), renal, prostate, bladder, or pancreatic, in a patient wherein said method comprises administering to said patient

- a) a composition of claim- 32; or
- b) a compound of any one of claims 1-30.

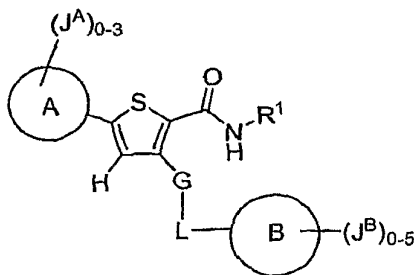
40. A method of treating cancer in a patient wherein said method comprises administering to said patient

- a) a composition of claim 32; or
- b) a compound of any one of claims 1-30.

41. The method of claim 40, wherein said method comprises the step of disrupting mitosis of the cancer cells by inhibiting PLK with:

- a) a composition of claim 32; or
- b) a compound of any one of claims 1-30.

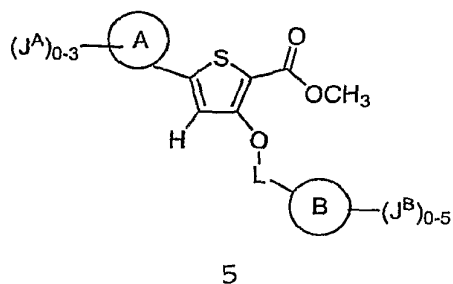
42. A process for preparing a compound of formula I:



I

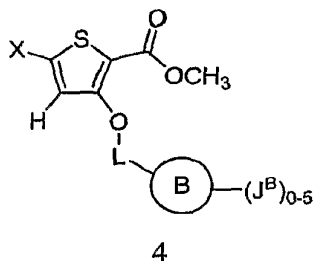
wherein G is O, R<sup>1</sup> is H, and Ring A, Ring B, J<sup>A</sup>, J<sup>B</sup> and L are as defined according to any one of claims 1-30, comprising reacting a compound of formula 5

- 93 -

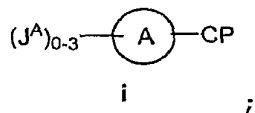


wherein Ring A, Ring B,  $J^A$ ,  $J^B$  and L are as defined according to any one of claims 1-30,  
under suitable amide forming conditions to form the compound of formula I.

43. The process of claim 42, further comprising the step of coupling a compound of formula 4;



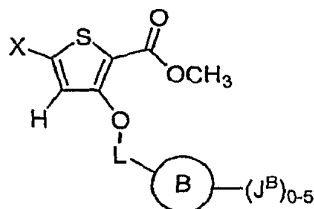
wherein X is halo and Ring B,  $J^B$ , and L are as defined according to any one of claims 1-30;  
with a compound of formula i,



wherein CP is a cross-coupling group and ring A and  $J^A$  are as defined according to any one of claims 1-30;  
under suitable cross-coupling conditions, to form the compound of formula 5.

44. The process of claim 42, further comprising the step of coupling a compound of formula 4;

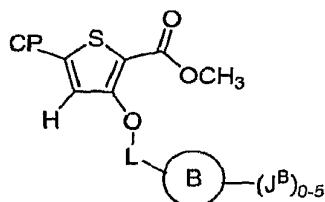
- 94 -



4

wherein X is halo and Ring B,  $J^B$ , and L are as defined according to any one of claims 1-30;

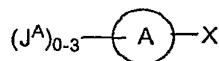
with a coupling group precursor under suitable coupling group formation conditions to form a compound of formula 5a:



5a

wherein CP is a cross-coupling group, and Ring B,  $J^B$ , and L are as defined according to any one of claims 1-30.

45. The process of claim 44 further comprising the step of coupling the compound of formula 5a with a compound of formula **ii**,



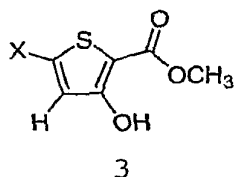
ii

;

wherein X is halo and Ring A and  $J^A$  are as defined according to any one of claims 1-30; under suitable cross-coupling conditions to form a compound of formula 5 wherein L, Ring A, Ring B,  $J^A$ , and  $J^B$  are as defined according to any one of claims 1-30.

46. The process of claim 43 or claim 44, further comprising the step of coupling a compound of formula 3:

- 95 -

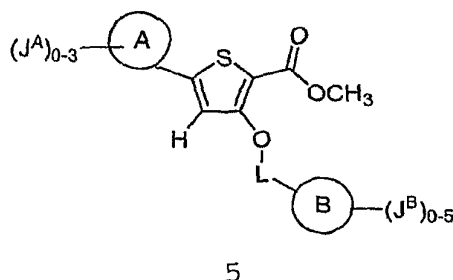


wherein X is halo;

with  $\text{LG}-\text{L}-\text{B}-(\text{J}^{\text{B}})_{0-5}$ ;

wherein LG is a suitable leaving group and L, Ring B, and  $\text{J}^{\text{B}}$  are as defined according to any one of claims 1-30; under suitable O-C bond coupling conditions to form the compound of formula 4.

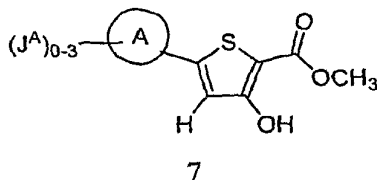
47. A process for preparing a compound of formula 5:



wherein Ring A, Ring B,  $\text{J}^{\text{A}}$ ,  $\text{J}^{\text{B}}$  and L are as defined according to any one of claims 1-30,

wherein G is O,  $\text{R}^1$  is H, and Ring A, Ring B,  $\text{J}^{\text{A}}$ ,  $\text{J}^{\text{B}}$  and L are as defined according to any one of claims 1-30,

comprising reacting a compound of formula 7:



with  $\text{LG}-\text{L}-\text{B}-(\text{J}^{\text{B}})_{0-5}$ ;

wherein LG is a suitable leaving group and L, Ring B, and  $\text{J}^{\text{B}}$  are as defined according to any one of claims 1-30;

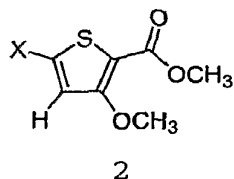


- 96 -

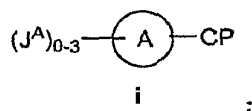
under suitable O-C bond coupling conditions to form the compound of formula 5.

48. The process of claim 47, further comprising the steps of:

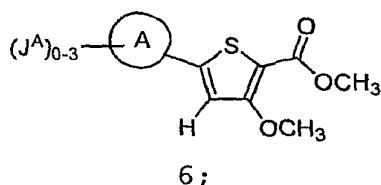
a) coupling a compound of formula 2:



with a compound of formula i,



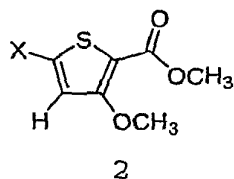
wherein CP is a cross-coupling group and ring A and J<sup>A</sup> are as defined according to any one of claims 1-30, under suitable cross-coupling conditions, to form a compound of formula 6:



b) deprotecting the compound of formula 6 under suitable deprotection conditions to form the compound of formula 7.

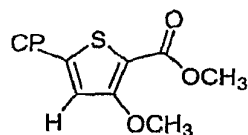
49. The process of claim 47, further comprising the steps of:

a) coupling a compound of formula 2:



- 97 -

with a coupling group precursor under suitable coupling group formation conditions to form a compound of formula 5b:

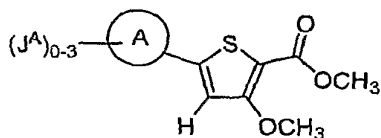


5b

wherein CP is a cross-coupling group;

b) coupling the compound of formula 5b with  $(J^A)_{0-3}-\text{A}-\text{X}$ ; wherein X is a halo and ring A and  $J^A$  are as defined herein,

to form a compound of formula 6:



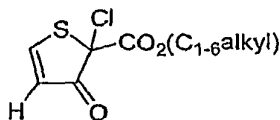
6;

c) deprotecting the compound of formula 6 under suitable deprotection conditions to form a compound of formula 7.

50. The process of claim 47, further comprising the step

of adding  $(J^A)_{0-3}-\text{A}$ ,

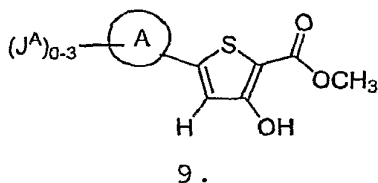
wherein ring A is an aromatic ring containing a nitrogen atom capable of nucleophilic attack and  $J^A$  is as defined according to any one of claims 1-30; to a compound of formula 8:



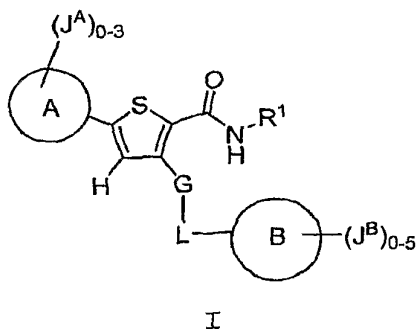
8

- 98 -

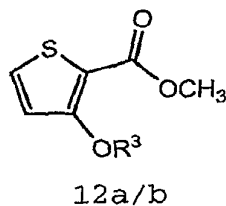
via suitable conjugate addition conditions to form the compound of formula 9:



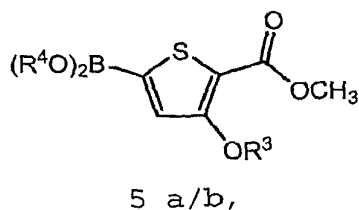
51. A process for preparing a compound of formula I:



wherein G is O, R<sup>1</sup> is H, and Ring A, Ring B, J<sup>A</sup>, J<sup>B</sup> and L are as defined according to any one of claims 1-30, comprising reacting a compound of formula 12a/b:



wherein Ring A, Ring B, J<sup>A</sup>, J<sup>B</sup>, L, and R<sup>3</sup> are as defined according to any one of claims 1-30, under suitable boronation conditions to form the compound of formula 5a or a compound of formula 5a/b:



wherein Ring A, Ring B, J<sup>A</sup>, J<sup>B</sup>, L, R<sup>3</sup>, and R<sup>4</sup> are as defined according to any one of claims 1-30.