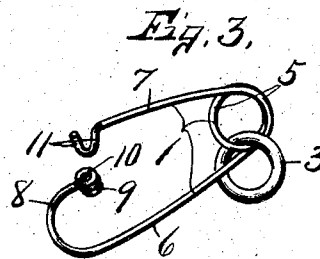
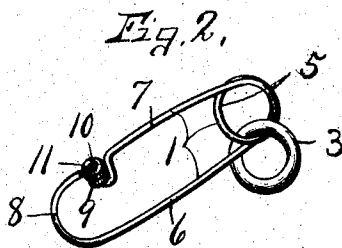
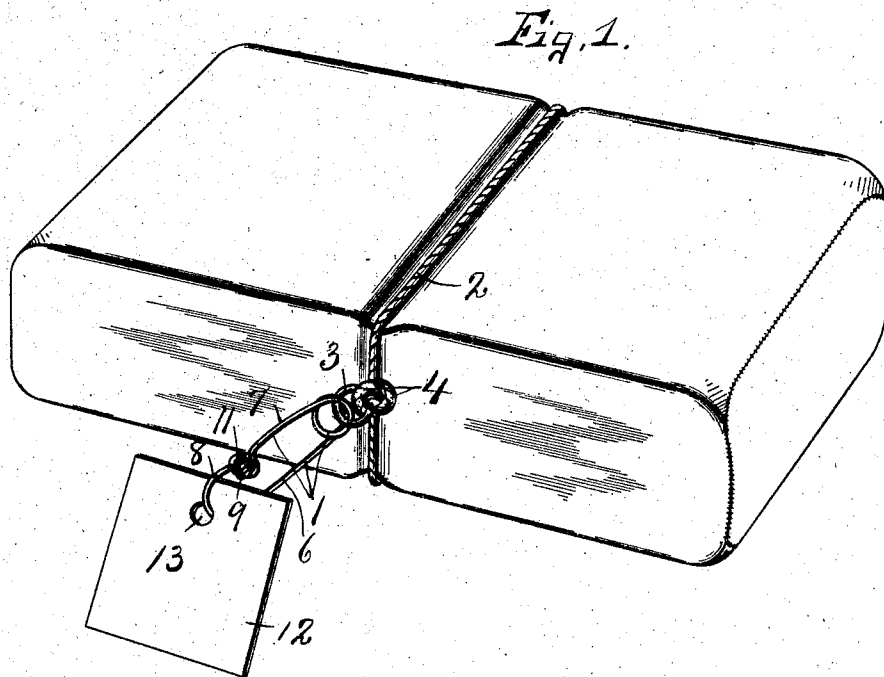


No. 781,251.

PATENTED JAN. 31, 1905.

E. WEST.
TAG HOLDER.
APPLICATION FILED JULY 30, 1903.



Witnesses:
J. E. Arthur,
H. C. Chase

Inventor,
Eugene West
By
Howard P. Devison
Attorney.

UNITED STATES PATENT OFFICE.

EUGENE WEST, OF SYRACUSE, NEW YORK.

TAG-HOLDER.

SPECIFICATION forming part of Letters Patent No. 781,251, dated January 31, 1905.

Application filed July 30, 1903. Serial No. 187,521.

To all whom it may concern:

Be it known that I, EUGENE WEST, of Syracuse, in the county of Onondaga, in the State of New York, have invented new and useful Improvements in Tag-Holders, of which the following, taken in connection with the accompanying drawings, is a full, clear, and exact description.

This invention relates to improvements in tag or label holders, and is particularly adapted for use in connection with a tie or similar binding member for articles of merchandise for the purpose of retaining a tag or label containing printed matter or other character whereby the articles of merchandise in the package may be readily distinguished from those of other packages.

My object, therefore, is to produce a simple, practical, and efficient device which is adapted to receive and retain one or more tags or labels and permit the same to be readily inserted or removed when desired.

In the drawings, Figure 1 is a perspective view of a package, showing the application of my improved tag-holder thereto. Fig. 2 is a perspective view of the tag-holder in its closed or operative position. Fig. 3 is a similar perspective view of the same device, shown in its open position to receive or permit the removal of the tag or tags.

Similar reference characters indicate corresponding parts in all the views.

In Fig. 1 I have shown my improved tag-holder 1 as attached to a suitable tie or cord 2 by means of a ring 3, the cord being knotted at 4 to receive and retain the ring 3 for the purpose of holding the tag-holder in a predetermined position, usually central, with reference to the cord, so that the ends of the cord may be wound or fastened upon any desired article or package. The tag-holder 1 preferably consists of a single piece of spring-wire having its intermediate portion bent into the form of a coil 5 and its opposite arms 6 and 7 extended in the same general direction, the free end of the arm 6 being bent toward the arm 7 and backwardly toward the coil 5 to form a hook 8. The free extremity of this hook 8 is also bent into the form of a coil 9, having a central opening 10, which is disposed

at an angle or substantially vertical with reference to the arms 6 and 7. The spring-arm 7 is of slightly less length than the arm 6 and terminates in a hook-shaped extremity 11, which is bent inwardly toward the arm 6 and then outwardly in substantially the same vertical plane as the central opening 10, the free extremity of said hook-shaped portion being movable into and out of the inner end of said opening, so that when the holder is closed, as seen in Figs. 1 and 2, with the free extremity of the arm 7 in the opening of the coil 9, said arm is prevented from lateral movement and is tensioned outwardly to hold its free extremity in the coil to lock the two arms together. The tag or label, as 12, Fig. 1, is formed with an opening 13, which is sufficiently large to receive the coiled extremity 9 of the arm 6, so that when the arms 6 and 7 are disengaged one from the other the tag may be readily slipped over the end of the hook, after which the ends of the arms 6 and 7 are again interlocked with each other in a manner previously described for retaining the tag in operative position and at the same time permitting it to be moved endwise of the said arm.

The ring 3 is passed through the coil 5 and one of the loops of the knot 4, and thereby connects the holder with the tie 2.

Having thus described my invention, what I claim, and desire to secure by Letters Patent, is—

A tag-holder formed from a piece of wire bent to form two parallel arms of unequal length connected together at one end by a coil, the longer of said arms being bent in a curve at its other end to form a hook terminating in a plurality of coils to form an eye which is disposed with its axis substantially at right angles to the said longer arm, the shorter of said arms being bent downwardly and then upwardly to form a hook adapted to be engaged with said eye, and a ring carried by the aforesaid coil at one end of the arms.

In witness whereof I have hereunto set my hand this 23d day of July, 1903.

EUGENE WEST.

Witnesses:

MILDRED M. NOTT,
HOWARD P. DENISON.