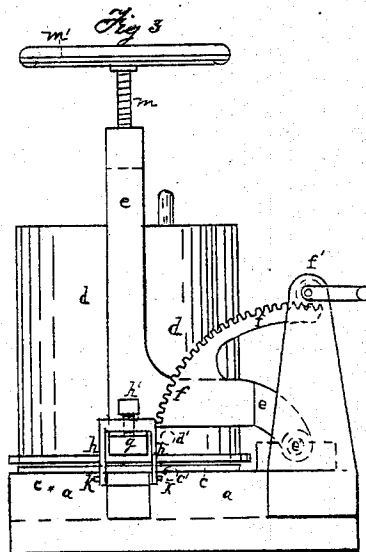
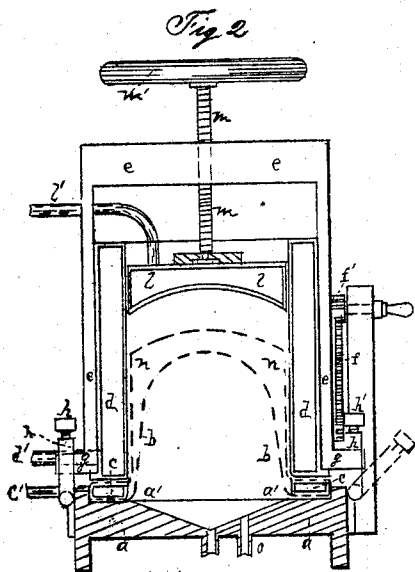
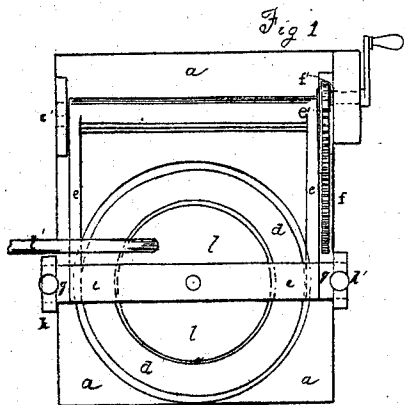


*J. De La Mar,  
Pressing Hats.*

*No. 62018.*

*Patented Feb. 12, 1867.*



*Witnesses.  
Albert H. Hook  
D. Koops*

*Joséph de la Mar*

# United States Patent Office.

JOSEPH DE LA MAR, OF BROOKLYN, NEW YORK, ASSIGNOR TO HIMSELF AND ABRAHAM EMANUEL.

Letters Patent No. 62,018, dated February 12, 1867.

## IMPROVEMENT IN MACHINES FOR PRESSING HATS.

The Schedule referred to in these Letters Patent and making part of the same.

Be it known that I, JOSEPH DE LA MAR, of the city of Brooklyn, county of Kings, and State of New York, have invented a new and useful Machine for Pressing as well as Blocking Hats; and I do hereby declare that the following is a full and exact description thereof, reference being had to the annexed drawings; in which—

Figure 1 is a plan view, the hand-wheel *m* being removed.

Figure 2, a vertical section.

Figure 3, a side view.

My invention consists in arranging a machine which will do the blocking as well as the pressing by hydraulic pressure introduced into the interior of the hat.

I will commence to describe the machine as it should be for the pressing operation.

Referring to the drawings, *a* represents a metallic platform, having a circular recess, *a'*, in its upper side, of a diameter as large as the largest hat brim for which the machine is intended. Upon the bottom of this recess *a'* there is secured the brim of an India-rubber hat, *b*, and upon this brim of the rubber hat rests a hollow ring, *c*, forming an annular chamber, which receives steam through a pliable hose, *c'*. *d* is a cylinder, forming an annular steam jacket, which receives its supply of steam through another pliable hose, *d'*. This cylinder *d* is secured to a strong framework, *e*, which is capable of being turned upon pivots, *e'*, by means of a rack segment, *f*, attached to the side of frame *e*, and a pinion, *f'*, gearing into said segment *f*, said pinion being turned by a hand-crank. At the lower part of each side of frame *e* there is a projection, *g*, and a swivel, *h*, with a set-screw, *h'*, turning on a pin, *k*, which is fastened to the platform *a*, can be turned over said projection, *g*, and by turning the set-screw *h'* the cylinder *d* can be firmly secured to the platform *a*. In order to be able to turn the cylinder up, these set-screws *h'* must be relieved and the swivels *h* turned back, as indicated by red lines on one side in fig. 2. Inside of the cylinder *d* there is a piston, *l*, consisting also of a steam chamber, into which steam can be introduced by a pliable hose, *l'*. The bottom of said piston *l* is shaped so as to correspond with the tip of the hat that is intended to be pressed in this machine, and the piston *l* can be raised up or lowered down according to the height of the hat by means of a screw, *m*, and hand-wheel, *m'*, which runs through the centre of the horizontal brace of frame *e*.

The operation of the machine is as follows: The cylinder *d* is turned backward by the hand-crank, the hat *n* to be pressed is placed over the India-rubber hat, so that its brim rests upon the steam ring *c*, then the cylinder *d* is brought down upon the hat *n*; the bottom of said cylinder rests then upon the brim of the hat, which is then between two heated surfaces. Then the cylinder is fastened firmly in this position by the swivels *h* and set-screws *h'*, and finally water is introduced through a pipe, *o*, in the platform *a*, and by proper hydraulic pressure the India-rubber hat is expanded to fill the whole interior of the cylinder, and thereby press the hat all round against the heated surfaces. For the purpose of blocking hats the cylinder can be a solid plain cylinder, and the bottom of piston *l* may be perforated, so as to admit steam directly to the hat, in order to keep it soft.

Having now fully described my invention, what I claim therein as new, and desire to secure by Letters Patent, is—

1. The combination of steam cylinder *d*, piston *l*, and steam ring *c*, for the purpose of affording heated surfaces to press against.

2. The application of hydraulic pressure into an expansible India-rubber hat, over which the hat to be pressed is placed.

JOSEPH DE LA MAR.

Witnesses:

ALBERT H. HOOK;

P. KOOPS.