



(12) **United States Design Patent**
Levand et al.

(10) **Patent No.:** **US D809,359 S**
(45) **Date of Patent:** **** Feb. 6, 2018**

(54) **FOLDING TOOL**
(71) Applicant: **THE SHERWIN-WILLIAMS COMPANY**, Cleveland, OH (US)
(72) Inventors: **Victor J. Levand**, Lyndhurst, OH (US); **Sharad Gaurav**, Cleveland, OH (US); **Sarah Bridget Mulroy**, Rocky River, OH (US); **Randi Boss**, Avon Lake, OH (US); **Michael C. Lambertson, Jr.**, Aurora, OH (US); **Edward Ray Goodwin, Jr.**, Westlake, OH (US); **Joshua R. Robertson**, North Ridgeville, OH (US)

D348,599 S 7/1994 Sakai
D356,723 S 3/1995 Sakai
5,450,670 A 9/1995 Sakai
D367,599 S 3/1996 Sakai
D399,621 S 10/1998 Henke
5,822,867 A 10/1998 Sakai
5,887,347 A * 3/1999 Gibbs B26B 1/042
30/155
5,956,788 A 9/1999 Henke
5,964,035 A 10/1999 Poehlmann
5,979,056 A * 11/1999 Andrews B26B 21/00
30/356
5,979,058 A 11/1999 Henke et al.

(73) Assignee: **THE SHERWIN-WILLIAMS COMPANY**, Cleveland, OH (US)

(**) Term: **15 Years**

(21) Appl. No.: **29/554,076**

(22) Filed: **Feb. 8, 2016**

(51) **LOC (11) Cl.** **08-05**

(52) **U.S. Cl.**
USPC **D8/45**

(58) **Field of Classification Search**
USPC D8/14, 45, 99, 107, 105; D22/118;
D7/395; D32/46, 49, 52
CPC B25F 1/00; Y10T 16/44; Y10T 16/498;
B25G 1/105; B25G 1/102; B25G 1/125
See application file for complete search history.

(56) **References Cited**

U.S. PATENT DOCUMENTS

98,949 A 1/1870 Gerelds
929,194 A 7/1909 Compton
5,251,352 A 10/1993 Cullison
D345,289 S 3/1994 Sakai
D347,374 S 5/1994 Sakai
D347,375 S 5/1994 Sakai

Primary Examiner — Phillip S Hyder

(74) *Attorney, Agent, or Firm* — Tucker Ellis LLP; Carlos Garritano

(57) **CLAIM**

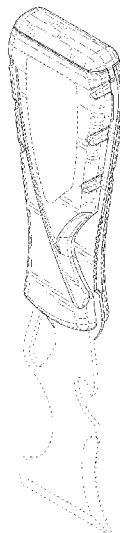
The ornamental design for a folding tool, as shown and described.

DESCRIPTION

FIG. 1 is a perspective view of a folding tool showing our new design;
FIG. 2 is front view of the folding tool illustrated in FIG. 1;
FIG. 3 is a rear view of the folding tool illustrated in FIG. 1;
FIG. 4 is a left side view of the folding tool illustrated in FIG. 1;
FIG. 5 is a right side view of the folding tool illustrated in FIG. 1;
FIG. 6 is a top view of the folding tool illustrated in FIG. 1; and,
FIG. 7 is a bottom view of the folding tool illustrated in FIG. 1.

The broken lines depict portions of the folding tool in which the design is embodied that are not considered part of the claimed design.

1 Claim, 4 Drawing Sheets



(56)

References Cited

U.S. PATENT DOCUMENTS

6,826,836	B1	12/2004	Lin	
6,836,967	B1	1/2005	Sakai	
D535,541	S *	1/2007	Holby	D8/107
D562,517	S *	2/2008	Henke	D32/46
D564,853	S *	3/2008	Chen	D8/107
D581,764	S *	12/2008	Kinsky	D8/105
D629,578	S *	12/2010	Molina	D32/46
8,291,597	B2	10/2012	Hawk et al.	
8,464,382	B2	6/2013	Chu	
8,490,288	B1	7/2013	Mollick et al.	
D693,077	S *	11/2013	Thompson	D32/46
8,832,943	B2	9/2014	Sakai	
D733,517	S *	7/2015	Constantine	D8/107
D760,049	S *	6/2016	Levand	D32/46
2010/0192381	A1	8/2010	Sakai	
2011/0107603	A1	5/2011	Giuntoli et al.	
2012/0144678	A1	6/2012	Chen	
2013/0227794	A1	9/2013	Wang	

* cited by examiner

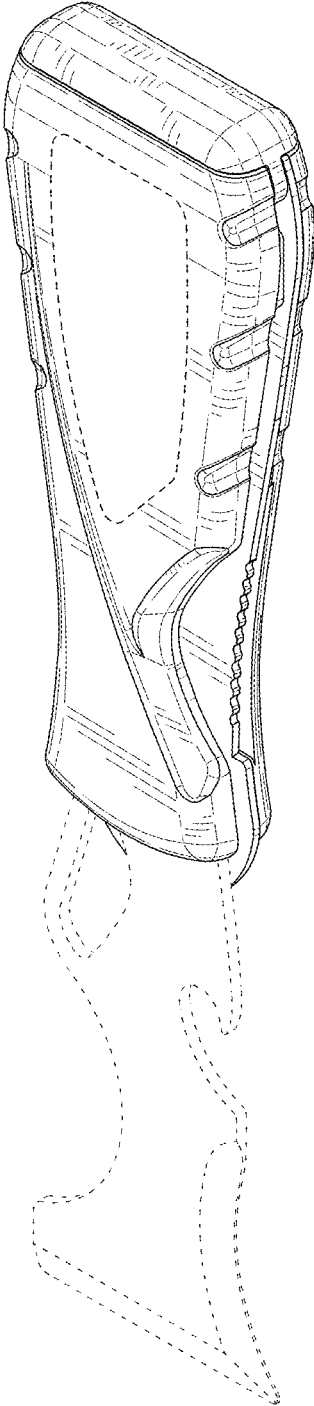


FIG. 1

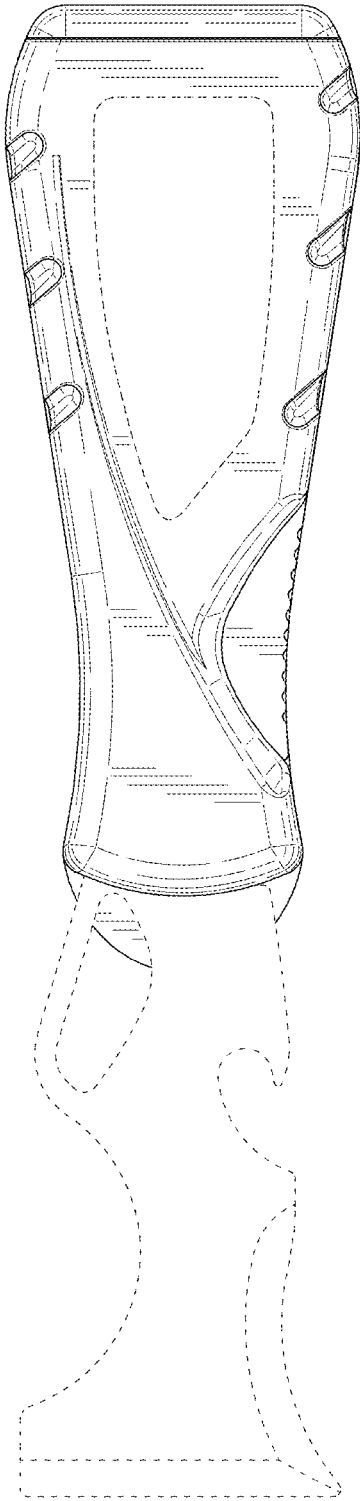


FIG. 2

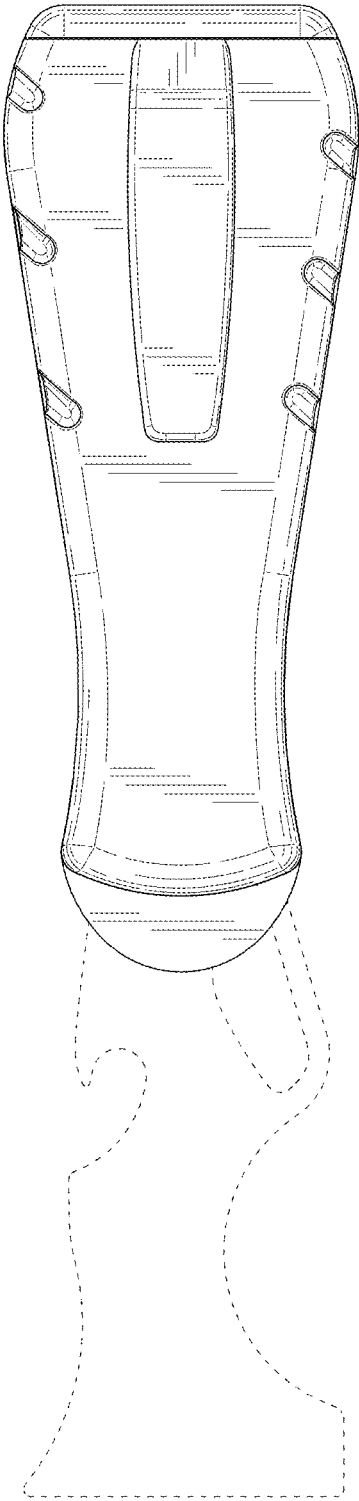


FIG. 3

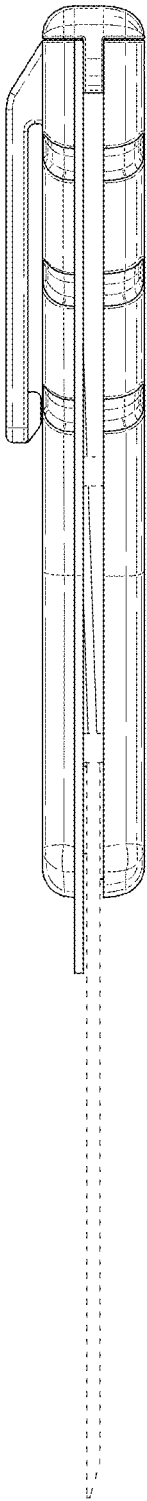


FIG. 4

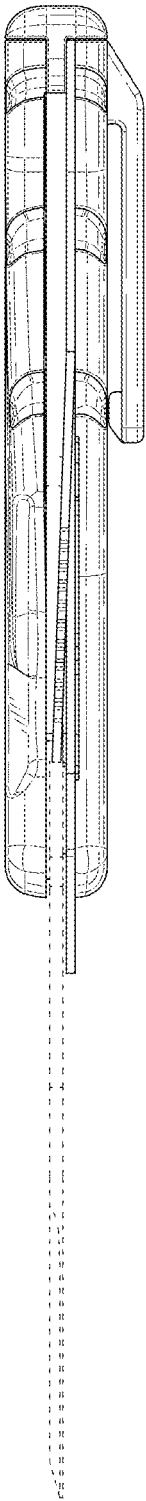


FIG. 5

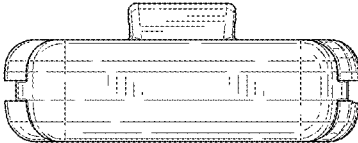


FIG. 6

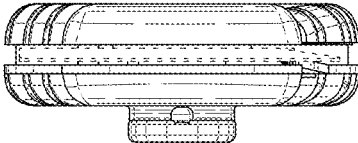


FIG. 7