

(12) STANDARD PATENT
(19) AUSTRALIAN PATENT OFFICE

(11) Application No. **AU 2005229015 C1**

(54) Title
Methods and compositions for treating and preventing disease associated with al-phaVbeta5 integrin

(51) International Patent Classification(s)
C07K 16/28 (2006.01) **C12N 5/20** (2006.01)
A61K 39/395 (2006.01) **G01N 33/53** (2006.01)

(21) Application No: **2005229015** (22) Date of Filing: **2005.03.30**

(87) WIPO No: **WO05/094391**

(30) Priority Data

(31) Number	(32) Date	(33) Country
60/559,175	2004.04.02	US

(43) Publication Date: **2005.10.13**

(44) Accepted Journal Date: **2012.08.30**

(44) Amended Journal Date: **2013.01.17**

(71) Applicant(s)
The Regents of the University of California

(72) Inventor(s)
Atakilit, Amha;Sheppard, Dean

(74) Agent / Attorney
Spruson & Ferguson, L 35 St Martins Tower 31 Market St, SYDNEY, NSW, 2000

(56) Related Art
WO 2004/020435 A
WO 2002/12501 A2
WO 1998/30542 A1
US 6069158
WO 1998/014192 A1

(12) INTERNATIONAL APPLICATION PUBLISHED UNDER THE PATENT COOPERATION TREATY (PCT)

(19) World Intellectual Property
Organization
International Bureau



(43) International Publication Date
13 October 2005 (13.10.2005)

PCT

(10) International Publication Number
WO 2005/094391 A3

(51) International Patent Classification⁷: **A61K 39/395**,
G01N 33/53, C12N 5/20, C07K 16/28

(21) International Application Number:
PCT/US2005/011222

(22) International Filing Date: 30 March 2005 (30.03.2005)

(25) Filing Language: English

(26) Publication Language: English

(30) Priority Data:
60/559,175 2 April 2004 (02.04.2004) US

(71) Applicant (for all designated States except US): **THE REGENTS OF THE UNIVERSITY OF CALIFORNIA** [US/US]; Office of Technology Transfer, 1111 Franklin Street, 12th Floor, Oakland, California 94607 (US).

(72) Inventors; and

(75) Inventors/Applicants (for US only): **SHEPPARD, Dean** [US/US]; 1006 Hubert Road, Oakland, California 94610 (US). **ATAKILIT, Amha** [US/US]; 548 Garin Avenue, # 102, Hayward, California 94544 (US).

(74) Agents: **FANG, Carol et al.**; Townsend and Townsend and Crew LLP, Two Embarcadero Center, 8th Floor, San Francisco, California 94111 (US).

(81) Designated States (unless otherwise indicated, for every kind of national protection available): AE, AG, AL, AM,

AT, AU, AZ, BA, BB, BG, BR, BW, BY, BZ, CA, CH, CN, CO, CR, CU, CZ, DE, DK, DM, DZ, EC, EE, EG, ES, FI, GB, GD, GE, GH, GM, HR, HU, ID, IL, IN, IS, JP, KE, KG, KP, KR, KZ, LC, LK, LR, LS, LT, LU, LV, MA, MD, MG, MK, MN, MW, MX, MZ, NA, NI, NO, NZ, OM, PG, PH, PL, PT, RO, RU, SC, SD, SE, SG, SK, SL, SM, SY, TJ, TM, TN, TR, TT, TZ, UA, UG, US, UZ, VC, VN, YU, ZA, ZM, ZW.

(84) Designated States (unless otherwise indicated, for every kind of regional protection available): ARIPO (BW, GH, GM, KE, LS, MW, MZ, NA, SD, SL, SZ, TZ, UG, ZM, ZW), Eurasian (AM, AZ, BY, KG, KZ, MD, RU, TJ, TM), European (AT, BE, BG, CH, CY, CZ, DE, DK, EE, ES, FI, FR, GB, GR, HU, IE, IS, IT, LT, LU, MC, NL, PL, PT, RO, SE, SI, SK, TR), OAPI (BF, BJ, CF, CG, CI, CM, GA, GN, GQ, GW, ML, MR, NE, SN, TD, TG).

Declaration under Rule 4.17:
— of inventorship (Rule 4.17(iv)) for US only

Published:
— with international search report
— before the expiration of the time limit for amending the claims and to be republished in the event of receipt of amendments

(88) Date of publication of the international search report:
1 December 2005

For two-letter codes and other abbreviations, refer to the "Guidance Notes on Codes and Abbreviations" appearing at the beginning of each regular issue of the PCT Gazette.

(54) Title: METHODS AND COMPOSITIONS FOR TREATING AND PREVENTING DISEASE ASSOCIATED WITH $\alpha V\beta 5$ INTEGRIN

(57) Abstract: The present invention provides compositions and methods for treating and preventing disease associated with $\alpha V\beta 5$ integrin by blocking binding to $\alpha V\beta 5$ integrin.



WO 2005/094391 A3

METHODS AND COMPOSITIONS FOR TREATING AND PREVENTING DISEASE ASSOCIATED WITH $\alpha V \beta 5$ INTEGRIN

CROSS REFERENCE TO RELATED APPLICATIONS

[0001] This application claims the benefit of U.S. Provisional Patent Application No.
5 60/559,175, filed April 2, 2004, the disclosure of which is incorporated by reference in its
entirety for all purposes.

STATEMENT AS TO RIGHTS TO INVENTIONS MADE UNDER FEDERALLY SPONSORED RESEARCH AND DEVELOPMENT

[0002] This invention was made with Government support under Grant No. HL53949,
10 awarded by the National Institutes of Health. The government has certain rights in this
invention.

BACKGROUND OF THE INVENTION

[0003] Pulmonary edema ("PE") affects millions of people each year, causing substantial
morbidity and mortality. In PE patients, the alveoli flood with liquid from pulmonary
15 capillaries which compromises oxygen transfer to the systemic circulation (Hall, *et al.* in
CURRENT THERAPY IN RESPIRATORY MEDICINE (R. Cherniack, Ed., 1986), pp. 222-227). This
sequence of events results in hypoxemia, hypercapnia, and death if no corrective measures
are taken.

[0004] Any condition or agent that disrupts fluid homeostasis in the lungs can result in PE,
20 which can be broadly divided into cardiogenic and non-cardiogenic PE (*see, e.g.,* Kakouros
and Kakouros, *Hellenic J. Cardiol.* 44:385-391 (2003). For example, Acute Lung
Injury/Adult (acute) Respiratory Distress Syndrome or "ARDS," which can develop as a
result of lung injury due to, *e.g.,* pneumonia, septic shock, trauma, aspiration of vomit, or
chemical inhalation, is often associated with non-cardiogenic PE. Non-cardiogenic PE is
25 characterized by a change in the vascular permeability of the lung tissue which leads to an
increase in fluid levels in the lungs. Cardiogenic PE is often caused by left sided heart failure
and can be a complication of a heart attack, leaking or narrowed heart valves (mitral or aortic
valves), or any disease of the heart that either results in weakening and/or stiffening of the
heart muscle (cardiomyopathy). The failing heart transmits its increased pressure to the lung
30 veins. As pressure in the lung veins rises, fluid is pushed into the air spaces (alveoli). This

2005229015 09 Aug 2012

fluid then becomes a barrier to normal oxygen exchange, resulting in shortness of breath. Cardiogenic PE is characterized by increased capillary hydrostatic pressure which leads to an increase in fluid levels in the lungs.

[0005] PE is caused by, e.g., altered capillary permeability; infection; inhaled or
5 circulating toxins; vasoactive substances (e.g., histamine, kinins); disseminated intravascular coagulation; immunologic reactions; radiation-associated pneumonia; uremia; near-drowning; smoke inhalation; and acute respiratory distress syndrome; left ventricular failure; mitral stenosis; bacterial endocarditis; pulmonary venous fibrosis; congenital stenosis of the origin of the pulmonary veins; pulmonary venoocclusive
10 disease; overinfusion of fluids; hypoalbuminemia (e.g., from renal, hepatic, nutritional, or protein-losing enteropathy); high- altitude; drug overdoses, CNS trauma, subarachnoid bleeding, pulmonary embolism, pulmonary parenchymal disease, eclampsia, anesthesia, and cardiopulmonary bypass operations.

[0006] Symptoms of PE may include, for example, shortness of breath, rapid and/or
15 labored breathing, tachycardia, hypertension, tightness in the chest, cold extremities with or without accompanying cyanosis, cough with a frothy or pink sputum, extensive use of accessory muscles of respiration, moist rales with or without wheezing, and combinations thereof. Tests to diagnose PE include blood tests such as complete blood count (CBC), blood urea nitrogen (BUN), creatinine, and serum protein. Urinalysis, arterial blood
20 gases (ABGs), chest X-rays, and electrocardiograms (ECG) and all used to assist the physician in narrowing the diagnosis down to PE.

[0007] Treatment of cardiogenic PE typically involves placing the patient on 100% oxygen, morphine to ease anxiety and provide some beneficial cardiac effects, furosemide for diuresis, vasodilators to reduce the work against which the myocardium must pump,
25 and inotropic drugs such as doputamine to increase cardiac contractility. Other measures that have been used are rotating tourniquets on three of four limbs and reducing blood volume by 500 ml.

[0008] Unfortunately, no specific or satisfactorily effective treatment for PE is available. Thus, there is a need in the art for more effective and specific therapies for PE. The
30 present invention addresses this and other problems.

BRIEF SUMMARY OF THE INVENTION

[0009] The present invention provides compositions and methods for treating or preventing diseases involving $\alpha v \beta 5$ integrin such as PE.

[0009a] One embodiment of the present invention provides a method of treating

2a

pulmonary edema in a human subject in need thereof, the method comprising administering to the subject a therapeutic amount of an antibody that specifically binds to $\alpha v \beta 5$.

- 5 **[0009b]** Another embodiment of the present invention provides a method of preventing pulmonary edema in a human subject in need thereof, the method comprising administering to the subject a therapeutic amount of an antibody that specifically binds to $\alpha v \beta 5$.

- 10 **[0009c]** Another embodiment of the present invention provides an isolated antibody produced by the hybridoma deposited at ATCC Deposit No. PTA-5817.

[0009d] Another embodiment of the present invention provides a kit for treating or preventing pulmonary edema comprising the antibody of the invention.

[0009e] Another embodiment of the present invention provides a hybridoma deposited under ATCC Deposit No. PTA-5817.

- 15 **[0009f]** Another embodiment of the present invention provides a method of making an antibody that specifically binds to $\alpha v \beta 5$ integrin comprising culturing the hybridoma of the invention.

(5568557_1):GGG

2005229015 09 Aug 2012

[0010] One embodiment of the present invention provides methods of treating or preventing PE in a mammalian subject (*e.g.*, a primate such as a human, a monkey, or a chimpanzee; a canine; or a feline). A therapeutic amount or prophylactic amount of an antagonist of $\alpha\beta5$ integrin is administered to the subject. The antagonist may be, for example, an agent under 1kDa, under 0.5 KDa, or under 0.25 KDa. The antagonist may be an antibody or an antibody fragment, including humanized antibodies, scFv, Fab, or (Fab')₂. The antibody may be ALULA, humanized ALULA, or may compete with ALULA for specific binding to $\alpha\beta5$ integrin. Administration may be, but is not limited to intravenous, intra-nasal, or intra-bronchial. The methods of the invention are useful for treating individuals that have PE or are at risk of developing PE. A second therapeutic agent for treating or preventing acute lung injury and/or ARDS and or PE may be administered to the subject, including, but not limited to, *e.g.*, TGF β pathway inhibitors, activated Protein C, steroids, GM-CSF, diuretic agents, bronchodilating agents, platelet inhibitors, an antibody that binds to $\alpha\beta5$ integrin, an antibody that binds to $\beta5$, a second antagonist of $\alpha\beta5$ integrin, an antagonist of $\alpha\beta6$ integrin, a $\beta2$ agonist, or a surfactant.

[0011] Another embodiment of the invention provides an antibody that specifically competes with ALULA for binding to $\alpha\beta5$ integrin. The antibody of this embodiment may be ALULA itself, humanized ALULA, a fragment of ALULA including, *e.g.*, a scFv, a Fab, and a (Fab')₂ of ALULA, or another antibody that competes with ALULA for binding to $\alpha\beta5$ integrin. The invention also provides pharmaceutical compositions comprising such antibodies and a pharmaceutically acceptable excipient. The pharmaceutical compositions may further comprise a second therapeutic agent (*e.g.*, a TGF β pathway inhibitor, activated Protein C, a steroid, GM-CSF, a platelet inhibitor, a diuretic agent; a bronchodilating agent, , an antibody that binds to $\alpha\beta5$ integrin, an antibody that binds to $\beta5$, a second antagonist of $\alpha\beta5$ integrin, and an antagonist of $\alpha\beta6$ integrin.) that treats or prevents PE. Alternately, the pharmaceutical compositions may comprise a therapeutic agent for stroke, myocardial infarction, and cancer (*i.e.*, angiogenesis).

[0012] A further embodiment of the invention provides methods of identifying an agent for treating PE. In some embodiments, the methods comprise contacting a plurality of agents with $\alpha\beta5$ integrin, selecting an agent that competes with binding of a ligand to $\alpha\beta5$ integrin, and determining the effect of the selected agent on PE. Agents which have an effect on PE are identified as agents for treating PE. The plurality of agents may be a plurality of

antibodies or may be under 1 KDa. The ligand may be an antibody, including, *e.g.*, ALULA, or may be vitronectin, fibronectin, osteopontin, tenascin c and adenovirus penton base.

[0013] Another embodiment of the invention provides kits for treating or preventing PE.

The kits comprise an antagonist of $\alpha\beta 5$ integrin (*e.g.*, a monoclonal antibody including

5 ALULA, and antibodies that compete with ALULA for binding to $\alpha\beta 5$ integrin) and a second therapeutic agent for treating pulmonary edema (*e.g.*, a TGF β pathway inhibitor, activated Protein C, a steroid, GM-CSF, a platelet inhibitor, a diuretic agent; a bronchodilating agent, an antibody that binds to $\alpha\beta 5$ integrin, an antibody that binds to $\beta 5$, a second antagonist of $\alpha\beta 5$ integrin, an antagonist of $\alpha\beta 6$ integrin, a $\beta 2$ agonist, or a
10 surfactant.

[0014] These and other embodiments of the invention are further illustrated by the detailed description that follows.

BRIEF DESCRIPTION OF THE DRAWINGS

[0015] Figure 1 illustrates results from *in vivo* experiments that demonstrate that $\beta 5^{-/-}$ mice
15 are protected from lung injury induced PE.

[0016] Figure 2 illustrates results from *in vivo* experiments that demonstrate that an antibody that specifically binds to $\beta 5$ (*i.e.*, ALULA) reduces the severity of ischemia reperfusion induced PE.

[0017] Figure 3 illustrates results from *in vivo* experiments that demonstrate that an
20 antibody that specifically binds to $\beta 5$ (*i.e.*, ALULA) reduces the severity of induced by lung injury from large tidal volume ventilation.

[0018] Figure 4 illustrates results from *in vitro* experiments that demonstrate that an antibody that specifically binds to $\beta 5$ (*i.e.*, ALULA) blocks adhesion of cells expressing $\alpha\beta 5$ integrin to dishes coated with a range of concentrations of the $\alpha\beta 5$ integrin ligand,
25 vitronectin.

DETAILED DESCRIPTION OF THE INVENTION

I. Introduction

[0019] The present invention is based in part on the surprising discovery that treating animals with agents that bind to $\alpha\beta 5$ integrins reduces symptoms of PE. More particularly,
30 blocking binding of ligands to $\alpha\beta 5$ integrin can reduce the severity of PE. The inventors have demonstrated that an antibody that binds to $\alpha\beta 5$ integrin blocks binding of vitronectin,

a ligand of $\alpha v \beta 5$ integrin, to $\alpha v \beta 5$ integrin. The inventors have further demonstrated that administration of an antibody that binds to $\alpha v \beta 5$ integrin reduces the severity of PE.

Accordingly, the invention provides methods of treating or preventing PE in a subject by administering an effective amount of an antagonist of $\alpha v \beta 5$ to the subject.

5 [0020] The invention also provides antibodies that compete with the disclosed antibody designated "ALULA" as well as pharmaceutical compositions comprising such antibodies. As described in greater detail in the Examples below, ALULA binds to $\alpha v \beta 5$ integrin and administration of ALULA to a mammalian subject reduces the severity of PE in the subject.

[0021] The invention also provides methods of identifying new agents for the treatment of
10 PE by identifying agents that interact with $\alpha v \beta 5$ integrins and testing them for their ability to treat PE.

II. Definitions

[0022] An " $\alpha v \beta 5$ antagonist" is any agent that competes with an $\alpha v \beta 5$ ligand for available ligand binding sites on $\alpha v \beta 5$ integrins. $\alpha v \beta 5$ antagonists include agents that specifically bind
15 to $\alpha v \beta 5$, $\beta 5$, as well as agent that bind to $\alpha v \beta 5$ or $\beta 5$ and at least one other integrin such as, *e.g.*, $\alpha v \beta 3$ or $\alpha v \beta 6$.

[0023] An $\alpha v \beta 5$ integrin is a member of a family of adhesion molecules that comprise non-covalently associated α/β heterodimers that mediate, *inter alia*, cell-cell interactions, cell-extracellular matrix interactions, and cell-pathogen interactions. $\alpha v \beta 5$ is the only integrin
20 that contains the $\beta 5$ subunit. $\alpha v \beta 5$ recognizes the RGD peptide sequence and binds vitronectin (*see, e.g.*, Hynes, *Cell* 69:11-25 (1992) and has been implicated in multiple disorders including stroke, myocardial infarction, cancer (*i.e.*, angiogenesis), and ocular neovascularization disease (*see, e.g.*, Friedlander *et al.*, *Science* 270(5241):1500-2 (1995); Friedlander *et al.*, *PNAS USA* 93(18):9764-9 (1996); Elicieri *et al.*, *J. Cell Biol.* 157(10):149-
25 159 (2002); Heba *et al.*, *J. Vasc. Res.* 38(3):288-300 (2001); Soeki *et al.*, *Cardiology* 93(3):168-74 (2000); and Li *et al.*, *Am. J. Physiol.* 270(5 Pt 2):H1803-11 (1996). αv and $\beta 5$ have both been sequenced and characterized (*see, e.g.*, Hynes, 1992 *supra*, and U.S. Patent No. 5,527,679, respectively).

[0024] A "therapeutic dose" or "therapeutically effective amount" or "effective amount" of
30 an $\alpha v \beta 5$ integrin antagonist is an amount of the antagonist which prevents, alleviates, abates, or reduces the severity of symptoms of diseases associated with $\alpha v \beta 5$ integrin including, *e.g.*, stroke, myocardial infarction, cancer (*i.e.*, angiogenesis), ocular neovascularization disease,

and PE (e.g., fluid accumulation in the lungs, increased pulmonary capillary hydrostatic pressure, or shortness of breath) in a patient.

[0025] The term “antibody” refers to a polypeptide encoded by an immunoglobulin gene or functional fragments thereof that specifically binds and recognizes an antigen. The

5 recognized immunoglobulin genes include the kappa, lambda, alpha, gamma, delta, epsilon, and mu constant region genes, as well as the myriad immunoglobulin variable region genes. Light chains are classified as either kappa or lambda. Heavy chains are classified as gamma, mu, alpha, delta, or epsilon, which in turn define the immunoglobulin classes, IgG, IgM, IgA, IgD and IgE, respectively.

10 [0026] An exemplary immunoglobulin (antibody) structural unit comprises a tetramer. Each tetramer is composed of two identical pairs of polypeptide chains, each pair having one “light” (about 25 kDa) and one “heavy” chain (about 50-70 kDa). The N-terminus of each chain defines a variable region of about 100 to 110 or more amino acids primarily responsible for antigen recognition. Thus, the terms “variable heavy chain,” “V_H,” or “VH” refer to the
15 variable region of an immunoglobulin heavy chain, including an Fv, scFv, dsFv or Fab; while the terms “variable light chain,” “V_L” or “VL” refer to the variable region of an immunoglobulin light chain, including of an Fv, scFv, dsFv or Fab.

[0027] Examples of antibody functional fragments include, but are not limited to, complete antibody molecules, antibody fragments, such as Fv, single chain Fv (scFv), complementarity
20 determining regions (CDRs), VL (light chain variable region), VH (heavy chain variable region), Fab, F(ab)₂’ and any combination of those or any other functional portion of an immunoglobulin peptide capable of binding to target antigen (*see, e.g.*, FUNDAMENTAL IMMUNOLOGY (Paul ed., 4th ed. 2001). As appreciated by one of skill in the art, various antibody fragments can be obtained by a variety of methods, for example, digestion of an
25 intact antibody with an enzyme, such as pepsin; or de novo synthesis. Antibody fragments are often synthesized de novo either chemically or by using recombinant DNA methodology. Thus, the term antibody, as used herein, includes antibody fragments either produced by the modification of whole antibodies, or those synthesized de novo using recombinant DNA methodologies (e.g., single chain Fv) or those identified using phage display libraries (*see, e.g.*, McCafferty *et al.*, (1990) *Nature* 348:552). The term “antibody” also includes bivalent
30 or bispecific molecules, diabodies, triabodies, and tetrabodies. Bivalent and bispecific molecules are described in, e.g., Kostelny *et al.* (1992) *J. Immunol.* 148:1547, Pack and Pluckthun (1992) *Biochemistry* 31:1579, Hollinger *et al.* (1993), *PNAS. USA* 90:6444, Gruber *et al.* (1994) *J Immunol.* :5368, Zhu *et al.* (1997) *Protein Sci.* 6:781, Hu *et al.* (1996) *Cancer*

Res. 56:3055, Adams *et al.* (1993) *Cancer Res.* 53:4026, and McCartney, *et al.* (1995) *Protein Eng.* 8:301.

[0028] A “humanized” antibody is an antibody that retains the reactivity of a non-human antibody while being less immunogenic in humans. This can be achieved, for instance, by retaining the non-human CDR regions and replacing the remaining parts of the antibody with their human counterparts. See, e.g., Morrison *et al.*, *PNAS USA*, 81:6851-6855 (1984); Morrison and Oi, *Adv. Immunol.*, 44:65-92 (1988); Verhoeyen *et al.*, *Science*, 239:1534-1536 (1988); Padlan, *Molec. Immun.*, 28:489-498 (1991); Padlan, *Molec. Immun.*, 31(3):169-217 (1994).

[0029] “Single chain Fv (scFv)” or “single chain antibodies” refers to a protein wherein the V_H and the V_L regions of a scFv antibody comprise a single chain which is folded to create an antigen binding site similar to that found in two chain antibodies. Methods of making scFv antibodies have been described in e.g., Ward *et al.*, *Exp Hematol.* (5):660-4 (1993); and Vaughan *et al.*, *Nat Biotechnol.* 14(3):309-14 (1996). Single chain Fv (scFv) antibodies optionally include a peptide linker of no more than 50 amino acids, generally no more than 40 amino acids, preferably no more than 30 amino acids, and more preferably no more than 20 amino acids in length. In some embodiments, the peptide linker is a concatamer of the sequence Gly-Gly-Gly-Gly-Ser, e.g., 2, 3, 4, 5, or 6 such sequences. However, it is to be appreciated that some amino acid substitutions within the linker can be made. For example, a valine can be substituted for a glycine. Additional peptide linkers and their use are well-known in the art. See, e.g., Huston *et al.*, *Proc. Nat’l Acad. Sci. USA* 8:5879 (1988); Bird *et al.*, *Science* 242:4236 (1988); Glockshuber *et al.*, *Biochemistry* 29:1362 (1990); U.S. Patent No. 4,946,778, U.S. Patent No. 5,132,405 and Stemmer *et al.*, *Biotechniques* 14:256-265 (1993).

[0030] The phrase “specifically (or selectively) binds to an antibody” when referring to a protein or peptide, refers to a binding reaction which is determinative of the presence of the protein in the presence of a heterogeneous population of proteins and other biologics. Thus, under designated immunoassay conditions, the specified antibodies bind to a particular protein (e.g., $\alpha\beta 5$ integrin, $\beta 5$, or portions thereof) and do not bind in a significant amount to other proteins present in the sample. Specific binding to an antibody under such conditions may require an antibody that is selected for its specificity for a particular protein. For example, antibodies raised against an $\alpha\beta 5$ integrins or a $\beta 5$ polypeptide can be selected to obtain antibodies specifically immunoreactive with that protein and not with other proteins, except for polymorphic variants, e.g., proteins at least 80%, 85%, 90%, 95% or 99% identical

to a sequence of interest. A variety of immunoassay formats may be used to select antibodies specifically immunoreactive with a particular protein. For example, solid-phase ELISA immunoassays, Western blots, or immunohistochemistry are routinely used to select monoclonal antibodies specifically immunoreactive with a protein. See, Harlow and Lane

5 *Antibodies, A Laboratory Manual*, Cold Spring Harbor Publications, NY (1988) for a description of immunoassay formats and conditions that can be used to determine specific immunoreactivity. Typically, a specific or selective reaction will be at least twice the background signal or noise and more typically more than 10 to 100 times background.

[0031] An agent that “specifically competes” for binding reduces the specific binding of an antibody to a polypeptide. A first antibody is considered to competitively inhibit binding of a

10 second antibody, if binding of the second antibody to the antigen is reduced by at least 30%, usually at least about 40%, 50%, 60% or 75%, and often by at least about 90%, in the presence of the first antibody using any of the competitive binding assays known in the art (see, e.g., Harlow and Lane, *supra*).

15 [0032] The terms “polypeptide,” “peptide” and “protein” are used interchangeably herein to refer to a polymer of amino acid residues. The terms apply to amino acid polymers in which one or more amino acid residue is an artificial chemical mimetic of a corresponding naturally occurring amino acid, as well as to naturally occurring amino acid polymers and non-naturally occurring amino acid polymers. As used herein, the terms encompass amino acid

20 chains of any length, including full length proteins (*i.e.*, antigens), wherein the amino acid residues are linked by covalent peptide bonds.

[0033] The term “amino acid” refers to naturally occurring and synthetic amino acids, as well as amino acid analogs and amino acid mimetics that function in a manner similar to the naturally occurring amino acids. Naturally occurring amino acids are those encoded by the

25 genetic code, as well as those amino acids that are later modified, *e.g.*, hydroxyproline, γ -carboxyglutamate, and O-phosphoserine. Amino acid analogs refers to compounds that have the same basic chemical structure as a naturally occurring amino acid, *i.e.*, an α carbon that is bound to a hydrogen, a carboxyl group, an amino group, and an R group, *e.g.*, homoserine, norleucine, methionine sulfoxide, methionine methyl sulfonium. Such analogs have modified

30 R groups (*e.g.*, norleucine) or modified peptide backbones, but retain the same basic chemical structure as a naturally occurring amino acid. “Amino acid mimetics” refers to chemical compounds that have a structure that is different from the general chemical structure of an amino acid, but that functions in a manner similar to a naturally occurring amino acid.

[0034] Amino acids may be referred to herein by either their commonly known three letter symbols or by the one-letter symbols recommended by the IUPAC-IUB Biochemical Nomenclature Commission. Nucleotides, likewise, may be referred to by their commonly accepted single-letter codes.

5 [0035] The terms "peptidomimetic" and "mimetic" refer to a synthetic chemical compound that has substantially the same structural and functional characteristics of the $\alpha\beta 5$ antagonists of the invention. Peptide analogs are commonly used in the pharmaceutical industry as non-peptide drugs with properties analogous to those of the template peptide. These types of non-peptide compound are termed "peptide mimetics" or "peptidomimetics" (see, e.g., Fauchere, *J. Adv. Drug Res.* 15:29 (1986); Veber and Freidinger *TINS* p. 392
10 (1985); and Evans *et al. J. Med. Chem.* 30:1229 (1987)). Peptide mimetics that are structurally similar to therapeutically useful peptides may be used to produce an equivalent or enhanced therapeutic or prophylactic effect. Generally, peptidomimetics are structurally similar to a paradigm polypeptide (*i.e.*, a polypeptide that has a biological or pharmacological
15 activity), such as a naturally occurring $\alpha\beta 5$ ligand, but have one or more peptide linkages optionally replaced by a linkage selected from the group consisting of, *e.g.*, -CH₂NH-, -CH₂S-, -CH₂-CH₂-, -CH=CH- (cis and trans), -COCH₂-, -CH(OH)CH₂-, and -CH₂SO-. The mimetic can be either entirely composed of synthetic, non-natural analogues of amino acids, or, is a chimeric molecule of partly natural peptide amino acids and partly non-natural
20 analogs of amino acids. The mimetic can also incorporate any amount of natural amino acid conservative substitutions as long as such substitutions also do not substantially alter the mimetic's structure and/or activity.

[0036] As used herein, the terms "nucleic acid" and "polynucleotide" are used interchangeably. Use of the term "polynucleotide" includes oligonucleotides (*i.e.*, short
25 polynucleotides). This term also refers to deoxyribonucleotides, ribonucleotides, and naturally occurring variants, and can also refer to synthetic and/or non-naturally occurring nucleic acids (*i.e.*, comprising nucleic acid analogues or modified backbone residues or linkages), such as, for example and without limitation, phosphorothioates, phosphoramidates, methyl phosphonates, chiral-methyl phosphonates, 2-O-methyl ribonucleotides, peptide-
30 nucleic acids (PNAs), and the like. Unless otherwise indicated, a particular nucleic acid sequence also implicitly encompasses conservatively modified variants thereof (*e.g.*, degenerate codon substitutions) and complementary sequences as well as the sequence explicitly indicated. Specifically, degenerate codon substitutions may be achieved by

generating sequences in which the third position of one or more selected (or all) codons is substituted with mixed-base and/or deoxyinosine residues (*see, e.g., Batzer et al., Nucleic Acid Res.* 19:5081 (1991); Ohtsuka *et al., J. Biol. Chem.* 260:2605-2608 (1985); and Cassol *et al.* (1992); Rossolini *et al., Mol. Cell. Probes* 8:91-98 (1994)).

- 5 [0037] An “siRNA” or “RNAi” refers to a nucleic acid that forms a double stranded RNA, which double stranded RNA has the ability to reduce or inhibit expression of a gene or target gene when the siRNA expressed in the same cell as the gene or target gene (*see, e.g., Bass, Nature*, 411, 428-429 (2001); Elbashir *et al., Nature*, 411, 494-498 (2001); WO 00/44895; WO 01/36646; WO 99/32619; WO 00/01846; WO 01/29058; WO 99/07409; and WO
- 10 00/44914). “siRNA” thus refers to the double stranded RNA formed by the complementary strands. The complementary portions of the siRNA that hybridize to form the double stranded molecule typically have substantial or complete identity. In one embodiment, an siRNA refers to a nucleic acid that has substantial or complete identity to a target gene and forms a double stranded siRNA. The sequence of the siRNA can correspond to the full
- 15 length target gene, or a subsequence thereof. Typically, the siRNA is at least about 15-50 nucleotides in length (*e.g., each complementary sequence of the double stranded siRNA is 15-50 nucleotides in length, and the double stranded siRNA is about 15-50 base pairs in length, preferably about preferably about 20-30 base nucleotides, preferably about 20-25 nucleotides in length, e.g., 20, 21, 22, 23, 24, 25, 26, 27, 28, 29, or 30 nucleotides in length.*
- 20 [0038] “Silencing” or “downregulation” refers to a detectable decrease of transcription and/or translation of a target sequence, *i.e., the sequence targeted by the RNAi, or a decrease in the amount or activity of the target sequence or protein in comparison to the normal level that is detected in the absence of the interfering RNA or other nucleic acid sequence. A detectable decrease can be as small as 5 % or 10 %, or as great as 80 %, 90 % or 100 %.*
- 25 More typically, a detectable decrease ranges from 20 %, 30 %, 40 %, 50 %, 60 %, or 70 %.

III. Inhibition of $\alpha\beta 5$

- [0039] The present invention provides methods for treating or preventing diseases involving $\alpha\beta 5$ integrin such as, *e.g., PE, stroke, myocardial infarction, cancer (e.g., by preventing $\alpha\beta 5$ integrin-associated angiogenesis), and ocular neovascular diseases (e.g., by*
- 30 *preventing $\alpha\beta 5$ integrin-associated angiogenesis), by inhibiting binding of ligands to $\alpha\beta 5$ integrin. Any method that inhibits $\alpha\beta 5$ integrin expression or ligand binding to $\alpha\beta 5$ integrin can be used to treat diseases involving $\alpha\beta 5$ integrin according to the methods of the*

invention. For example, antibodies that specifically bind to $\alpha\text{v}\beta 5$ integrin, antibodies that specifically bind to the $\beta 5$ subunit, ligands of $\alpha\text{v}\beta 5$ integrin, and peptide, non-peptide, and peptidomimetic analogs of such ligands can be used to inhibit binding to $\alpha\text{v}\beta 5$ integrin and thus, treat or prevent diseases involving $\alpha\text{v}\beta 5$. In addition, polynucleotides that inhibit
5 expression of $\beta 5$ (*e.g.*, siRNA molecules, antisense sequences, etc.) can be used to treat or prevent diseases involving $\alpha\text{v}\beta 5$ integrin. In some embodiments, the disease is PE (including, *e.g.*, cardiogenic and non-cardiogenic PE). In some embodiments, treatment of PE also treats or prevents downstream disorders such as, *e.g.*, pulmonary fibrosis.

A. Antibodies

10 [0040] According to one aspect of the present invention, antibodies that specifically bind to $\alpha\text{v}\beta 5$ integrin or to the $\beta 5$ subunit of the $\alpha\text{v}\beta 5$ integrin, are used to treat or prevent diseases involving $\alpha\text{v}\beta 5$ including, *e.g.*, PE, stroke, myocardial infarction, cancer (*i.e.*, angiogenesis), and ocular neovascular diseases (*i.e.*, angiogenesis). The antibodies may also compete with
15 other ligands for binding to $\alpha\text{v}\beta 5$ integrin or to the $\beta 5$ subunit of the $\alpha\text{v}\beta 5$ integrin. Suitable antibodies include, *e.g.*, monoclonal antibodies, humanized antibodies and antibody fragments (*i.e.*, Fv, Fab, (Fab')₂, or scFv).

[0041] In some embodiments, the monoclonal antibody ALULA (ATCC Deposit No. PTA-5817, made February 13, 2004, at the ATCC, 10801 University Blvd. Manassas, VA 20110-2209) which binds to the $\beta 5$ subunit of the $\alpha\text{v}\beta 5$ integrin, is used to treat or prevent diseases
20 involving $\alpha\text{v}\beta 5$ integrin, including, *e.g.*, PE, stroke, myocardial infarction, cancer (*i.e.*, angiogenesis), and ocular neovascular diseases (*i.e.*, angiogenesis). Without being bound by theory, it is postulated that ALULA acts by blocking $\alpha\text{v}\beta 5$ integrin-mediated changes to vascular permeability in the lungs. In some embodiments, humanized ALULA, ALULA fragments, or a monoclonal antibody which competes with ALULA for binding to $\alpha\text{v}\beta 5$
25 integrin or the $\beta 5$ subunit of the $\alpha\text{v}\beta 5$ integrin is used to treat PE.

[0042] Monoclonal antibodies are obtained by various techniques familiar to those skilled in the art. Briefly, spleen cells from an animal immunized with a desired antigen are immortalized, commonly by fusion with a myeloma cell (*see*, for example, Kohler & Milstein, *Eur. J. Immunol.* 6: 511-519 (1976)). Alternative methods of immortalization
30 include transformation with Epstein Barr Virus, oncogenes, or retroviruses, or other methods well known in the art. Colonies arising from single immortalized cells are screened for production of antibodies of the desired specificity and affinity for the antigen, and yield of the

monoclonal antibodies produced by such cells may be enhanced by various techniques, including injection into the peritoneal cavity of a vertebrate host. Alternatively, one may isolate DNA sequences which encode a monoclonal antibody or a binding fragment thereof by screening a DNA library from human B cells according to the general protocol outlined by Huse *et al.*, *Science* **246**: 1275-1281 (1989).

[0043] Monoclonal antibodies are collected and titered against the immunogen in an immunoassay, for example, a solid phase immunoassay with the immunogen immobilized on a solid support. Monoclonal antibodies will usually bind with a K_d of at least about 0.1 mM, more usually at least about 1 μ M, preferably at least about 0.1 μ M or better, and most preferably, 0.01 μ M or better.

[0044] In an exemplary embodiment, an animal, such as a rabbit or mouse is immunized with $\alpha\beta$ 5 polypeptide, or an nucleic acid construct encoding such a polypeptide. The antibodies produced as a result of the immunization can be isolated using standard methods.

[0045] The immunoglobulins, including binding fragments and other derivatives thereof, of the present invention may be produced readily by a variety of recombinant DNA techniques, including by expression in transfected cells (*e.g.*, immortalized eukaryotic cells, such as myeloma or hybridoma cells) or in mice, rats, rabbits, or other vertebrate capable of producing antibodies by well known methods. Suitable source cells for the DNA sequences and host cells for immunoglobulin expression and secretion can be obtained from a number of sources, such as the American Type Culture Collection (Catalogue of Cell Lines and Hybridomas, Fifth edition (1985) Rockville, Md.

[0046] In some embodiments, the antibody is a humanized antibody, *i.e.*, an antibody that retains the reactivity of a non-human antibody while being less immunogenic in humans. This can be achieved, for instance, by retaining the non-human CDR regions and replacing the remaining parts of the antibody with their human counterparts. *See, e.g.*, Morrison *et al.*, *PNAS USA*, 81:6851-6855 (1984); Morrison and Oi, *Adv. Immunol.*, 44:65-92 (1988); Verhoeven *et al.*, *Science*, 239:1534-1536 (1988); Padlan, *Molec. Immun.*, 28:489-498 (1991); Padlan, *Molec. Immun.*, 31(3):169-217 (1994). Techniques for humanizing antibodies are well known in the art and are described in *e.g.*, U.S. Patent Nos. 4,816,567; 5,530,101; 5,859,205; 5,585,089; 5,693,761; 5,693,762; 5,777,085; 6,180,370; 6,210,671; and 6,329,511; WO 87/02671; EP Patent Application 0173494; Jones *et al.* (1986) *Nature* 321:522; and Verhoeven *et al.* (1988) *Science* 239:1534. Humanized antibodies are further described in, *e.g.*, Winter and Milstein (1991) *Nature* 349:293. For example, polynucleotides

comprising a first sequence coding for humanized immunoglobulin framework regions and a second sequence set coding for the desired immunoglobulin complementarity determining regions can be produced synthetically or by combining appropriate cDNA and genomic DNA segments. Human constant region DNA sequences can be isolated in accordance with well known procedures from a variety of human cells. The CDRs for producing the immunoglobulins of the present invention will be similarly derived from monoclonal antibodies capable of specifically binding to $\alpha\beta 5$ integrin (e.g., ALULA or antibodies that compete with ALULA for specific binding to $\alpha\beta 5$ integrin).

[0047] In some cases, transfer of a CDR to a human framework leads to a loss of specificity for the humanized antibody. In these cases, back mutation can be introduced into the framework regions of the human portion of the antibody. Methods of making back mutations are well known in the art and are described in, e.g., Co *et al.*, *PNAS USA* 88:2269-2273 (1991) and WO 90/07861.

[0048] In some embodiments, the antibodies are antibody fragments such as Fab, F(ab')₂, Fv or scFv. The antibody fragments can be generated using any means known in the art including, chemical digestion (e.g., papain or pepsin) and recombinant methods. Methods for isolating and preparing recombinant nucleic acids are known to those skilled in the art (see, Sambrook *et al.*, *Molecular Cloning. A Laboratory Manual* (2d ed. 1989); Ausubel *et al.*, *Current Protocols in Molecular Biology* (1995)). The antibodies can be expressed in a variety of host cells, including *E. coli*, other bacterial hosts, yeast, and various higher eukaryotic cells such as the COS, CHO, and HeLa cells lines and myeloma cell lines.

[0049] One embodiment of the invention provides methods for identifying antibodies that compete with ALULA for specific binding to $\alpha\beta 5$ integrin.

[0050] Competitive binding assays can be used to identify antibodies that compete with ALULA for specific binding to $\alpha\beta 5$ integrin. Any of a number of competitive binding assays known in the art can be used to measure competition between two antibodies to the same antigen. Briefly, the ability of different antibodies to inhibit the binding of another antibody is tested. For example, antibodies can be differentiated by the epitope to which they bind using a sandwich ELISA assay. This is carried out by using a capture antibody to coat the surface of a well. A subsaturating concentration of tagged-antigen is then added to the capture surface. This protein will be bound to the antibody through a specific antibody:epitope interaction. After washing a second antibody, which has been covalently linked to a detectable moiety (e.g., HRP, with the labeled antibody being defined as the detection antibody) is added to the ELISA. If this antibody recognizes the same epitope as

the capture antibody it will be unable to bind to the target protein as that particular epitope will no longer be available for binding. If however this second antibody recognizes a different epitope on the target protein it will be able to bind and this binding can be detected by quantifying the level of activity (and hence antibody bound) using a relevant substrate.

5 The background is defined by using a single antibody as both capture and detection antibody, whereas the maximal signal can be established by capturing with an antigen specific antibody and detecting with an antibody to the tag on the antigen. By using the background and maximal signals as references, antibodies can be assessed in a pair-wise manner to determine epitope specificity.

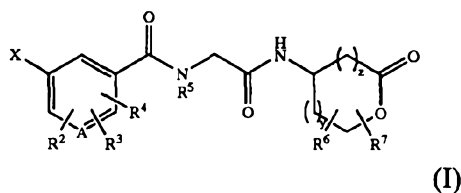
10 [0051] A first antibody is considered to competitively inhibit binding of a second antibody, if binding of the second antibody to the antigen is reduced by at least 30%, usually at least about 40%, 50%, 60% or 75%, and often by at least about 90%, in the presence of the first antibody using any of the assays described above.

B. $\alpha v \beta 5$ Small Molecule Antagonists

15 [0052] Any small molecule antagonist of $\alpha v \beta 5$ can be used according to the methods of the invention to treat or prevent PE. Generally, the small molecules will be less than 1000 daltons in mass and will often be less than 500 daltons.

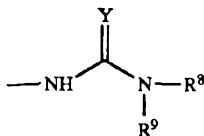
[0053] Exemplary $\alpha v \beta 5$ small molecule antagonists include, *e.g.*, those described in US Published Patent Application Nos. 2000/40019206, 2004/0019037, 2004/0019035,
20 2004/0018192, 2004/0010023, 2003/0181440, 2003/0171271, 2003/0139398, 2002/0037889, 2002/0077321, 2002/0072500, U.S. Patent No. 6, 683,051 and Goodman *et al.*, *J. Med Chem.* 45(5):1045-51 (2002).

[0054] For example, compounds of Formula I as set forth in U.S. Patent Publication No. 20040019206 A1 including their various isomers, enantiomers, tautomers, racemates and
25 polymorphs can be used:



or a pharmaceutically acceptable salts thereof wherein

X is



[0055] Y is selected from the group consisting of N--R¹, O, and S;

y and z are independently selected from an integer selected from 0, 1, 2 and 3; A is N or C;

R¹ is selected from the group consisting of H, alkyl, aryl, hydroxy, alkoxy, cyano, nitro,

5 amino, alkenyl, alkynyl, amido, alkylcarbonyl, arylcarbonyl, alkoxycarbonyl,

aryloxycarbonyl, haloalkylcarbonyl, haloalkoxycarbonyl, alkylthiocarbonyl,

arylthiocarbonyl, acyloxymethoxycarbonyl, alkyl optionally substituted with one or more

substituent selected from lower alkyl, halogen, hydroxyl, haloalkyl, cyano, nitro, carboxyl,

amino, alkoxy, aryl or aryl optionally substituted with one or more halogen, haloalkyl, lower

10 alkyl, alkoxy, cyano, alkylsulfonyl, alkylthio, nitro, carboxyl, amino, hydroxyl, sulfonic acid,

sulfonamide, aryl, fused aryl, monocyclic heterocycles, or fused monocyclic heterocycles,

aryl optionally substituted with one or more substituent selected from halogen, haloalkyl,

hydroxy, lower alkyl, alkoxy, methylenedioxy, ethylenedioxy, cyano, nitro, alkylthio,

alkylsulfonyl, sulfonic acid, sulfonamide, carboxyl derivatives, amino, aryl, fused aryl,

15 monocyclic heterocycles and fused monocyclic heterocycle, monocyclic heterocycles, and

monocyclic heterocycles optionally substituted with one or more substituent selected from

halogen, haloalkyl, lower alkyl, alkoxy, amino, nitro, hydroxy, carboxyl derivatives, cyano,

alkylthio, alkylsulfonyl, sulfonic acid, sulfonamide, aryl or fused aryl; or

[0056] R¹ taken together with R⁸ forms a 4-12 membered dinitrogen containing heterocycle

20 optionally substituted with one or more substituent selected from the group consisting of

lower alkyl, hydroxy, keto, alkoxy, halo, phenyl, amino, carboxyl or carboxyl ester, and fused phenyl; or

[0057] R¹ taken together with R⁸ forms a 5 membered heteroaromatic ring optionally

substituted with one or more substituent selected from lower alkyl, phenyl and hydroxy; or

25 R¹ taken together with R⁸ forms a 5 membered heteroaromatic ring fused with a phenyl group;

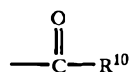
[0058] R⁸ (when not taken together with R¹) and R⁹ are independently selected from the

group consisting of H, alkyl, alkenyl, alkynyl, aralkyl, amino, alkylamino, hydroxy, alkoxy,

arylamino, amido, alkylcarbonyl, arylcarbonyl, alkoxycarbonyl, aryloxy, aryloxycarbonyl,

30 haloalkylcarbonyl, haloalkoxycarbonyl, alkylthiocarbonyl, arylthiocarbonyl,

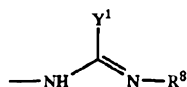
acyloxymethoxycarbonyl, cycloalkyl, bicycloalkyl, aryl, acyl, benzoyl, alkyl optionally substituted with one or more substituent selected from lower alkyl, halogen, hydroxy, haloalkyl, cyano, nitro, carboxyl derivatives, amino, alkoxy, thio, alkylthio, sulfonyl, aryl, aralkyl, aryl optionally substituted with one or more substituent selected from halogen, haloalkyl, lower alkyl, alkoxy, methylenedioxy, ethylenedioxy, alkylthio, haloalkylthio, thio, hydroxy, cyano, nitro, carboxyl derivatives, aryloxy, amido, acylamino, amino, alkylamino, dialkylamino, trifluoroalkoxy, trifluoromethyl, sulfonyl, alkylsulfonyl, haloalkylsulfonyl, sulfonic acid, sulfonamide, aryl, fused aryl, monocyclic heterocycles, fused monocyclic heterocycles, aryl optionally substituted with one or more substituent selected from halogen, haloalkyl, lower alkyl, alkoxy, methylenedioxy, ethylenedioxy, alkylthio, haloalkylthio, thio, hydroxy, cyano, nitro, carboxyl derivatives, aryloxy, amido, acylamino, amino, alkylamino, dialkylamino, trifluoroalkoxy, trifluoromethylsulfonyl, alkylsulfonyl, sulfonic acid, sulfonamide, aryl, fused aryl, monocyclic heterocycles, or fused monocyclic heterocycles, monocyclic heterocycles, monocyclic heterocycles optionally substituted with one or more substituent selected from halogen, haloalkyl, lower alkyl, alkoxy, aryloxy, amino, nitro, hydroxy, carboxyl derivatives, cyano, alkylthio, alkylsulfonyl, aryl, fused aryl, monocyclic and bicyclic heterocyclicalkyls, $-\text{SO}_2\text{R}^{10}$ wherein R^{10} is selected from the group consisting of alkyl, aryl and monocyclic heterocycles, all optionally substituted with one or more substituent selected from the group consisting of halogen, haloalkyl, alkyl, alkoxy, cyano, nitro, amino, acylamino, trifluoroalkyl, amido, alkylaminosulfonyl, alkylsulfonyl, alkylsulfonylamino, alkylamino, dialkylamino, trifluoromethylthio, trifluoroalkoxy, trifluoromethylsulfonyl, aryl, aryloxy, thio, alkylthio, and monocyclic heterocycles; and



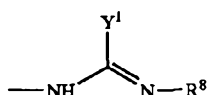
wherein

- 25 [0059] R^{10} is defined as above; or
- [0060] NR^8 and R^9 taken together form a 4-12 membered mononitrogen containing monocyclic or bicyclic ring optionally substituted with one or more substituent selected from lower alkyl, carboxyl derivatives, aryl or hydroxy and wherein said ring optionally contains a heteroatom selected from the group consisting of O, N and S;
- 30 or

X is



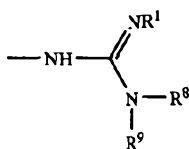
X is



wherein

- [0061] Y¹ is selected from the group consisting of alkyl, cycloalkyl, bicycloalkyl, aryl, monocyclic heterocycles, alkyl optionally substituted with aryl which can also be optionally substituted with one or more substituent selected from halo, haloalkyl, alkyl, nitro, hydroxy, alkoxy, aryloxy, aryl, or fused aryl, aryl optionally substituted with one or more substituent selected from halo, haloalkyl, hydroxy, alkoxy, aryloxy, aryl, fused aryl, nitro, methylenedioxy, ethylenedioxy, or alkyl, alkynyl, alkenyl, --S--R¹¹ and --OR¹¹ wherein R¹¹ is selected from the group consisting of H, alkyl, aralkyl, aryl, alkenyl, and alkynyl, or R¹¹ taken together with R⁸ forms a 4-12 membered mononitrogen and monosulfur or monooxygen containing heterocyclic ring optionally substituted with lower alkyl, hydroxy, keto, phenyl, carboxyl or carboxyl ester, and fused phenyl, or R¹¹ taken together with R⁸ is thiazole, oxazole, benzoxazole, or benzothiazole; R⁸ is defined as above; or
- [0062] Y¹ (when Y¹ is carbon) taken together with R⁸ forms a 4-12 membered mononitrogen or dinitrogen containing ring optionally substituted with alkyl, aryl, keto or hydroxy; or

X is

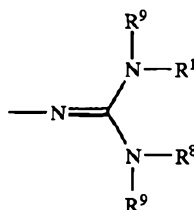


wherein

- [0063] R¹ and R⁸ taken together form a 5-8 membered dinitrogen containing heterocycle optionally substituted with one or more substituent selected from the group consisting of lower alkyl, hydroxy, keto, phenyl, or carboxyl derivatives; and R⁹ is selected from the group

consisting of alkylcarbonyl, arylcarbonyl, alkoxycarbonyl, aryloxy carbonyl, haloalkylcarbonyl, haloalkoxycarbonyl, alkylthiocarbonyl, arylthiocarbonyl, or acyloxymethoxycarbonyl; or

X is



5 wherein

[0064] R^1 and R^8 taken together form a 5-8 membered dinitrogen containing heterocycle optionally substituted with hydroxy, keto, phenyl, or alkyl; and R^9 are both selected from the group consisting of alkylcarbonyl, arylcarbonyl, alkoxycarbonyl, aryloxy carbonyl, haloalkylcarbonyl, haloalkoxycarbonyl, alkylthiocarbonyl, arylthiocarbonyl and acyloxymethoxycarbonyl;

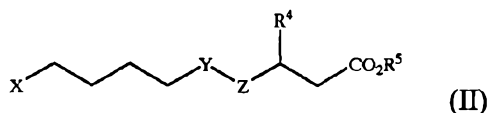
[0065] R^2 , R^3 and R^4 are independently selected from one or more substituent selected from the group consisting of H, alkyl, hydroxy, alkoxy, aryloxy, halogen, haloalkyl, haloalkoxy, nitro, amino, alkylamino, acylamino, dialkylamino, cyano, alkylthio, alkylsulfonyl, carboxyl derivatives, trihaloacetamide, acetamide, aryl, fused aryl, cycloalkyl, thio, monocyclic heterocycles, fused monocyclic heterocycles, and X, wherein X is defined as above;

[0066] R^5 , R^6 and R^7 are independently selected from the group consisting of hydrogen, alkyl, alkenyl, alkynyl, aryl, carboxyl derivatives, haloalkyl, cycloalkyl, monocyclic heterocycles, monocyclic heterocycles optionally substituted with alkyl, halogen, haloalkyl, cyano, hydroxy, aryl, fused aryl, nitro, alkoxy, aryloxy, alkylsulfonyl, arylsulfonyl, sulfonamide, thio, alkylthio, carboxyl derivatives, amino, amido, alkyl optionally substituted with one or more of halo, haloalkyl, hydroxy, alkoxy, aryloxy, thio, alkylthio, alkynyl, alkenyl, alkyl, arylthio, alkylsulfoxide, alkylsulfonyl, arylsulfoxide, arylsulfonyl, cyano, nitro, amino, alkylamino, dialkylamino, alkylsulfonamide, arylsulfonamide, acylamide, carboxyl derivatives, sulfonamide, sulfonic acid, phosphonic acid derivatives, phosphinic acid derivatives, aryl, arylthio, arylsulfoxide, or arylsulfone all optionally substituted on the aryl ring with halo, alkyl, haloalkyl, cyano, nitro, hydroxy, carboxyl derivatives, alkoxy, aryloxy, amino, alkylamino, dialkylamino, amido, aryl, fused aryl, monocyclic heterocycles, and fused monocyclic heterocycles, monocyclic heterocyclicthio, monocyclic

heterocyclicsulfoxide, and monocyclic heterocyclic sulfone, which can be optionally substituted with halo, haloalkyl, nitro, hydroxy, alkoxy, fused aryl, or alkyl, alkylcarbonyl, haloalkylcarbonyl, and arylcarbonyl, aryl optionally substituted in one or more positions with halo, haloalkyl, alkyl, alkoxy, aryloxy, methylenedioxy, ethylenedioxy, alkylthio, haloalkylthio, thio, hydroxy, cyano, nitro, acyloxy, carboxyl derivatives, carboxyalkoxy, amido, acylamino, amino, alkylamino, dialkylamino, trifluoroalkoxy, trifluoromethylsulfonyl, alkylsulfonyl, sulfonic acid, sulfonamide, aryl, fused aryl, monocyclic heterocycles and fused monocyclic heterocycles.

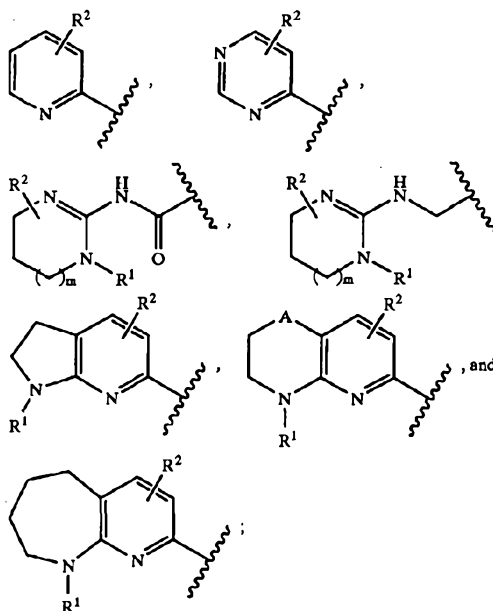
[0067] Compounds of Formula II as set forth in U.S. Patent Publication No. 20040019037

10 A1 including their various isomers, enantiomers, tautomers, racemates and polymorphs can also be used:



[0068] or a pharmaceutically acceptable salt thereof, wherein

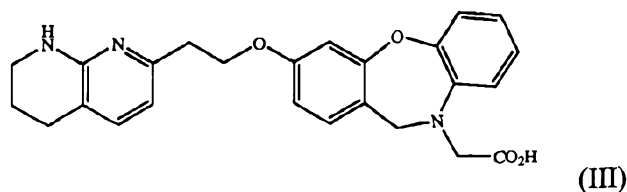
[0069] X is selected from the group consisting of:



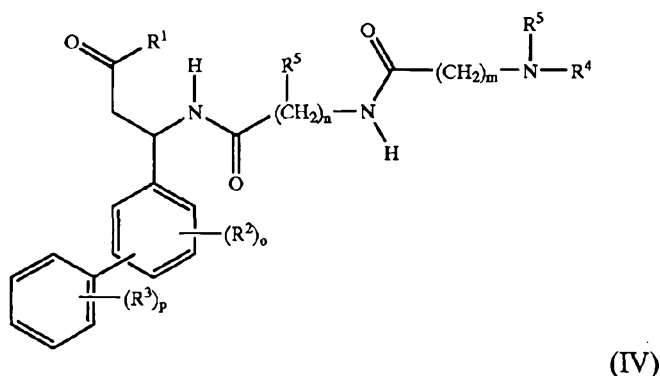
15

[0070] Y-Z is --CH₂CH₂-- or --CONR³--; A is O or NR¹; m is O or 1; R¹ is hydrogen or C₁-3 alkyl; each non-aromatic ring carbon atom is unsubstituted or independently substituted with one or two R² substituents and each aromatic ring carbon atom is unsubstituted or independently substituted with one R² substituent selected from the group consisting of: C₁₋₈

- alkyl, C₃₋₈ cycloalkyl, C₃₋₈ cycloheteroalkyl, C₃₋₈ cycloalkyl-C₁₋₆ alkyl, C₃₋₈ cycloheteroalkyl-C₁₋₆ alkyl, aryl, aryl-C₁₋₆ alkyl, amino, amino-C₁₋₆ alkyl, C₁₋₃ acylamino, C₁₋₃ acylamino-C₁₋₆ alkyl, (C₁₋₆ alkyl)₁₋₂ amino, C₃₋₆ cycloalkyl-C₀₋₂ amino, (C₁₋₆ alkyl)₁₋₂ amino-C₁₋₆ alkyl, C₁₋₆ alkoxy, C₁₋₄ alkoxy-C₁₋₆ alkyl, hydroxycarbonyl, hydroxycarbonyl-C₁₋₆ alkyl, C₁₋₃
- 5 alkoxycarbonyl, C₁₋₃ alkoxycarbonyl-C₁₋₆ alkyl, hydroxy, hydroxy-C₁₋₆ alkyl, nitro, cyano, trifluoromethyl, trifluoromethoxy, trifluoroethoxy, C₁₋₈ alkyl-S(O)₀₋₂, (C₁₋₈ alkyl)₀₋₂ aminocarbonyl, C₁₋₈ alkyloxycarbonylamino, (C₁₋₈ alkyl)₁₋₂ aminocarbonyloxy, (aryl C₁₋₃ alkyl)₁₋₂ amino, (aryl)₁₋₂ amino, aryl-C₁₋₃ alkylsulfonylamino, and C₁₋₈ alkylsulfonylamino; or two R² substituents, when on the same non-aromatic carbon atom, are taken together with the
- 10 carbon atom to which they are attached to form a carbonyl group; or two R² substituents, together with the carbon atoms to which they are attached, join to form a 3- to 6-membered saturated spiro-carbocyclic ring; R³ is hydrogen or C₁₋₄ alkyl; R⁴ is aryl wherein the aryl group is selected from the group consisting of: phenyl, naphthyl, pyridinyl, furyl, thienyl, pyrrolyl, oxazolyl, thiazolyl, imidazolyl, pyrazolyl, isoxazolyl, isothiazolyl, pyrimidinyl,
- 15 pyrazinyl, pyridazinyl, quinolyl, isoquinolyl, benzimidazolyl, benzofuryl, benzothienyl, indolyl, benzthiazolyl, benzoxazolyl, dihydrobenzofuryl, benzo(1,3)dioxolanyl, benzo(1,4)dioxanyl, and quinoxalanyl; and mono, di, and tri-substituted aryl wherein aryl is as defined above and the substituents are independently hydrogen, hydroxy, hydroxy-C₁₋₆ alkyl, halogen, C₁₋₈ alkyl, C₃₋₈ cycloalkyl, aryl, aryl C₁₋₃ alkyl, amino, amino C₁₋₆ alkyl, C₁₋₃
- 20 acylamino, C₁₋₃ acylamino-C₁₋₆ alkyl, C₁₋₆ alkylamino, di(C₁₋₆)alkylamino, C₁₋₆ alkylamino-C₁₋₆ alkyl, di(C₁₋₆)alkylamino-C₁₋₆ alkyl, C₁₋₄ alkoxy, C₁₋₄ alkylthio, C₁₋₄ alkylsulfinyl, C₁₋₄ alkylsulfonyl, C₁₋₄ alkoxy-C₁₋₆ alkyl, hydroxycarbonyl, hydroxycarbonyl-C₁₋₆ alkyl, C₁₋₅ alkoxycarbonyl, C₁₋₃ alkoxycarbonyl-C₁₋₆ alkyl, C₁₋₅ alkylcarbonyloxy, cyano, trifluoromethyl, 1,1,1-trifluoroethyl, trifluoromethoxy, trifluoroethoxy, or nitro; or two
- 25 adjacent substituents together with the carbon atoms to which they are attached join to form a five- or six-membered saturated or unsaturated ring containing 1 or 2 heteroatoms selected from the group consisting of N, O, and S, whose ring carbon atoms may be substituted with oxo or C₁₋₃ alkyl; and R⁵ is hydrogen or C₁₋₃ alkyl.
- [0071] Compounds of Formula III as set forth in U.S. Patent Publication No. 20040019035
- 30 A1 including their various isomers, enantiomers, tautomers, racemates and polymorphs, or a pharmaceutically acceptable salt or ester thereof can be used in the methods of the invention:

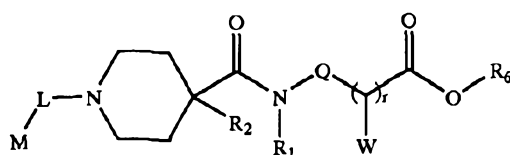


[0072] Compounds of Formula IV as set forth in U.S. Patent Publication No. 20040010023 A1 including their various isomers, enantiomers, tautomers, racemates and polymorphs, or a pharmaceutically acceptable salt or ester thereof can be used in the methods of the invention:



5
10
15
[0073] in which R^1 is OR or $N(R)_2$, R is H, A, cycloalkyl, Ar, arylalkyl or Pol, R^2 and R^3 in each case independently of one another are H, A, Hal, NO_2 , OR, $N(R)_2$, CN, $CO-R$, SO_3R , SO_2R , $NH-C(O)A$ or SR, R^4 is a mono- or bicyclic aromatic heterocycle having 1 to 4 N atoms, which can be mono- or disubstituted by Hal, R, OR, CN, $N(R^5)_2$ or NO_2 , where pyridine, pyridazine, pyrimidine, pyrazine, 1,3,5-, 1,2,4-, and 1,2,3-triazine and tetrazine are excluded, R^5 is H or A, R^6 is Hal or NO_2 , A is alkyl having 1 to 8 C atoms, where the alkyl groups can be mono- or polysubstituted by R^6 and/or their alkyl carbon chain can be interrupted by --O--, Ar is aryl which is unsubstituted or mono-, di- or trisubstituted, cycloalkyl is cycloalkyl having 3 to 15 C atoms, Hal is F, Cl, Br or I, Pol is a solid phase without a terminal functional group, n, m in each case independently of one another are 1, 2, 3, 4, 5 or 6, o is 1, 2, 3 or 4, and p is 1, 2, 3, 4 or 5.

[0074] Compounds of Formula V as set forth in U.S. Patent Publication No. 20030181440 A1 including their various isomers, enantiomers, tautomers, racemates and polymorphs, or a pharmaceutically acceptable salt or ester thereof can be used in the methods of the invention:



(V)

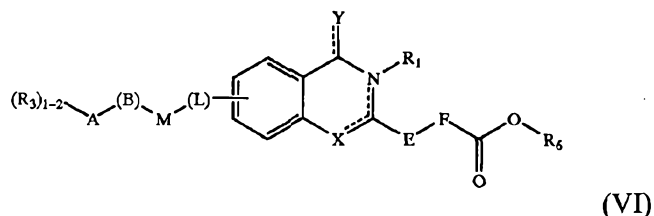
[0075] wherein M is selected from C₁-C₄ alkylene (optionally substituted within the carbon chain with one substituent selected from C₁-C₄ alkyl, C₂-C₄ alkenyl, cycloalkyl (wherein a ring carbon atom forms the point of attachment to the carbon chain) or aryl (optionally substituted with halogen) and substituted on the terminal carbon with one substituent selected from A), C₂-C₄ alkenylene (substituted with one substituent selected from A), heterocyclylene (optionally substituted with one substituent selected from A), heterocyclenylene (substituted with one substituent selected from A), arylene (substituted with one substituent selected from A), (C₁-C₄ alkylene)aryl (substituted on C₁-C₄ alkylene with one substituent selected from A) or arylene(C₁-C₄)alkyl (substituted on arylene with one substituent selected from A);

[0076] A is optionally present and is selected from heteroaryl, heterocyclyl, R₃HN--, (heteroaryl)amino, (heterocyclyl)amino, R₃HNC(=NH)--, R₃HNC(=NH)NH--, R₃HNC(=O)NH--, R₃C(=NH)NH--, (heterocyclyl)aminooxy, (heteroaryl)aminooxy, R₃HNC(=NH)NHO--, R₃C(=NH)NHO--, R₃HNC(=NH)NHC(=O)-- or R₃C(=NH)NHC(=O)--; wherein heteroaryl and heterocyclyl are optionally substituted with one to five substituents independently selected from C₁-C₄ alkyl, C₁-C₄ alkoxy, heteroaryl (optionally substituted with C₁-C₄ alkyl), halogen, hydroxy, nitro, cyano, trihalo(C₁-C₄)alkyl, C₁-C₄ alkylcarbonyl, C₁-C₄ alkoxycarbonyl, aryl(C₁-C₄)alkoxycarbonyl, R₃HN--, amino(C₁-C₄)alkyl, C₁-C₄ alkylamino(C₁-C₄)alkyl or di(C₁-C₄ alkyl)amino(C₁-C₄)alkyl;

[0077] with the proviso that if A is H₂NC(=NH)NH--, then, dependently, W is not hydrogen when Q is --CH₂--;

[0078] L is selected from --C(=O)--, --SO₂--, --OC(=O)-- or --HNC(=O)--; R₁ is selected from hydrogen, C₁-C₈ alkyl or cycloalkyl; R₂ is selected from hydrogen or C₁-C₈ alkyl; R₃ is selected from hydrogen, C₁-C₈ alkyl, aryl, aryl(C₁-C₈)alkyl, cycloalkyl, hydroxy, cyano or nitro; Q is selected from --CH₂--, --CH(C₁-C₈alkyl)--, --CH(C₂-C₈alkenyl)--, --CH(C₂-C₈alkynyl)--, --CH(aryl)-- (wherein aryl is optionally substituted with one to five substituents independently selected from C₁-C₄ alkyl, C₁-C₄ alkoxy, --O--(C₁-C₃ alkyl)-O--, halogen, hydroxy, trihalo(C₁-C₃)alkyl or trihalo(C₁-C₃)alkoxy), --CH(heteroaryl)-- (wherein heteroaryl is optionally substituted with a substituent selected from halogen, hydroxy, C₁-C₄

- alkyl, C₁-C₄ alkoxy, --O--(C₁-C₃ alkyl)-O--, amino, C₁-C₄ alkylamino or di(C₁-C₄)alkylamino) or --CH(aryl(C₁-C₈)alkyl)-; W is selected from hydrogen or N(R₄)T; r is an integer selected from 0 or 1; R₄ is selected from hydrogen, C₁-C₈ alkyl or C₂-C₆ acyl; T is selected from R₅C(=O)--, R₅OC(=O)-- or R₅C(=N--CN)--; R₅ is selected from C₁-C₈ alkyl, aryl, aryl(C₁-C₈)alkyl or amino (wherein amino is optionally substituted with one to two substituents independently selected from C₁-C₈ alkyl); R₆ is selected from hydrogen, C₁-C₈ alkyl, aryl(C₁-C₈)alkyl, (R₇)N(C₁-C₈)alkyl, (R₈)(R₇)N(C₁-C₈)alkyl or (R₈)(R₇)NC(=O)-(C₁-C₈)alkyl; and, R₇ and R₈ are independently selected from hydrogen, C₁-C₈ alkyl or cycloalkyl; and pharmaceutically acceptable salts thereof.
- 10 [0079] Compounds of Formula VI as set forth in U.S. Patent Publication No. 20030139398 A1 including their various isomers, enantiomers, tautomers, racemates and polymorphs, or a pharmaceutically acceptable salt or ester thereof can be used in the methods of the invention:

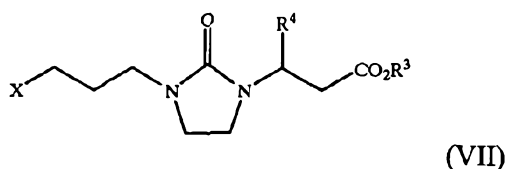


- 15 [0080] wherein A is selected from the group consisting of carbonyl, amino, carbamoyl, acetamido, acetimido, amidino, iminomethylamino, ureido, biureto, biurea, thioureido, guanidino, biguanido, biguanidino, amidrazone, hydrazo, carbazoyl, semicarbazido, cycloalkylene, heterocyclene, arylene and heteroarylene; wherein arylene and heteroarylene are optionally substituted with one to two additional substituents independently selected from
- 20 the group consisting of C₁-C₈ alkyl, C₁-C₈ alkoxy, halogen, (halo)₁₋₃(C₁-C₈)alkyl and (halo)₁₋₃(C₁-C₈)alkoxy; (B) is optionally present and is selected from the group consisting of NH, O and C(O); M is selected from the group consisting of C₁-C₆ alkylene, C₂-C₆ alkenylene, C₂-C₆ alkynylene and arylene; wherein arylene is optionally substituted with one to four additional substituents independently selected from the group consisting of C₁-C₈ alkyl, C₁-C₈ alkoxy, halogen, (halo)₁₋₃(C₁-C₈)alkyl and (halo)₁₋₃(C₁-C₈)alkoxy; R₃ is one to two
- 25 substituents independently selected from the group consisting of hydrogen, C₁-C₈ alkyl, cycloalkyl, heterocyclo, aryl, aryl(C₁-C₈)alkyl, heteroaryl, heteroaryl(C₁-C₈)alkyl, amino, C₁-C₈ alkylamino, di(C₁-C₈)alkylamino, imino, iminomethyl, amidino, C₁-C₈ alkylamidino, di(C₁-C₈)alkylamidino, cycloalkylamidino, halogen and hydroxy; wherein cycloalkyl,
- 30 heterocyclo, aryl, heteroaryl and the aryl and heteroaryl portions of arylalkyl and

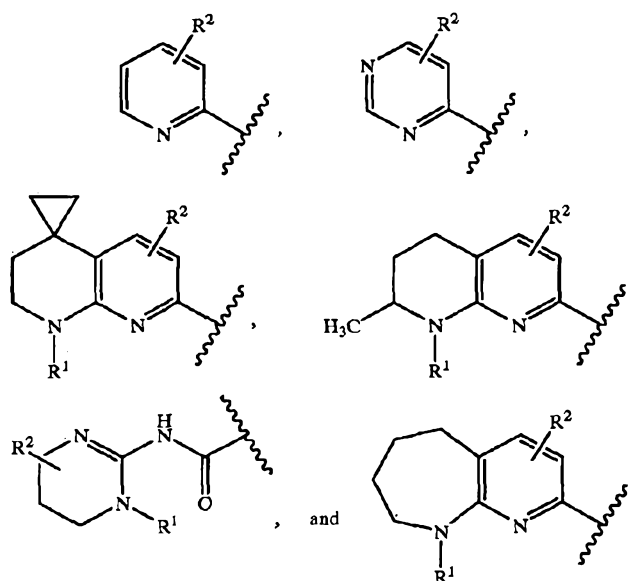
heteroarylalkyl are optionally substituted with one to two substituents independently selected from the group consisting of C₁-C₈ alkyl, C₁-C₈ alkoxy, aryl and halogen; and, wherein heterocyclo is optionally substituted with a substituent selected from oxo; (L) is optionally present and is selected from the group consisting of NH, O, S and C(O); Y is selected from the group consisting of two substituents joined to the ring by single-bonds and one substituent joined to the ring by a double-bond; wherein the two substituents joined to the ring by single-bonds are independently selected from the group consisting of hydrogen, C₁-C₈ alkyl, C₁-C₈ alkoxy, halogen, (halo)₁₋₃(C₁-C₄)alkyl and (halo)₁₋₃(C₁-C₄)alkoxy; alternatively, the two substituents are taken together to form a moiety selected from the group consisting of cycloalkyl and --O--(CH₂)₁₋₄-O--; and, wherein the one substituent joined to the ring by a double-bond is selected from the group consisting of S, O, C₁-C₈ alkylidene, imino, (C₁-C₄)alkylimino, (halo)₁₋₂methylene and (halo)₁₋₃(C₂-C₄)alkylidene; X is selected from the group consisting of N, NH, O and S; R₁ is optionally present and is selected from the group consisting of hydrogen, C₁-C₈ alkyl, cycloalkyl, cycloalkyl(C₁-C₆)alkyl, aryl, aryl(C₁-C₆)alkyl, heteroaryl, heteroaryl(C₁-C₆)alkyl, arylamino and heteroarylamino; wherein aryl, heteroaryl and the aryl and heteroaryl portions of arylalkyl and heteroarylalkyl are optionally substituted with one to five substituents independently selected from the group consisting of C₁-C₈ alkyl, C₁-C₈ alkoxy, aryl, aryl(C₁-C₈)alkyl, heteroaryl, amino, C₁-C₈ alkylamino, di(C₁-C₈ alkyl)amino, heteroarylamino, imino, iminomethyl, sulfonyl, halogen, hydroxy, nitro, cyano, (halo)₁₋₃(C₁-C₄)alkyl and (halo)₁₋₃(C₁-C₄)alkoxy; E is C₁-C₄ alkyl substituted with W and W'; F is C₁-C₄ alkyl substituted with U and U'; W, W', U and U' are independently selected from the group consisting of hydrogen, C₁-C₈ alkyl, C₂-C₈ alkenyl, C₂-C₈ alkynyl, cycloalkyl, cycloalkyl(C₁-C₄)alkyl, heterocyclo, heterocyclo(C₁-C₄)alkyl, aryl, aryl(C₁-C₄)alkyl, biaryl, heteroaryl, heteroaryl(C₁-C₄)alkyl, --N[(R₄),T(R₅)] and halogen; wherein heterocyclo, aryl, biaryl, heteroaryl and the heterocyclo, aryl and heteroaryl portions of heterocycloalkyl, arylalkyl and heteroarylalkyl are optionally substituted with one to five substituents independently selected from the group consisting of C₁-C₄ alkyl, C₁-C₄ alkoxy, amino, C₁-C₄ alkylamino, di(C₁-C₄ alkyl)amino, halogen, hydroxy, nitro and cyano; and, alternatively, two optional substituents on aryl, heteroaryl and the aryl and heteroaryl portions of arylalkyl and heteroarylalkyl are taken together to form a moiety selected from the group consisting of cycloalkyl, heterocyclo and --O--(CH₂)₁₋₄---O--; with the proviso that if one of W, W', U and U' are selected from --N[(R₄),T(R₅)], then the remaining W, W', U and U' cannot be selected from --N[(R₄),T(R₅)]; R₄ is selected from the group consisting of hydrogen and C₁-C₈ alkyl; T is selected from the group consisting of arylene, carbonyl, carboxyl,

sulfonyl and --C(O)NH--; wherein arylene is optionally substituted with one to two additional substituents independently selected from the group consisting of C₁-C₄ alkyl, C₁-C₄ alkoxy and halogen; R₅ is selected from the group consisting of hydrogen, C₁-C₈ alkyl, C₂-C₈ alkenyl, cycloalkyl, heterocyclo, aryl, aryl(C₁-C₄)alkyl, aryl(C₂-C₄)alkenyl, biaryl, biaryl(C₁-C₄)alkyl, heteroaryl, heteroaryl(C₁-C₄)alkyl and amino; wherein heterocyclo, aryl, heteroaryl and the aryl and heteroaryl portions of arylalkyl, arylalkenyl, biaryl, biarylalkyl and heteroarylalkyl are optionally substituted with one to five substituents independently selected from the group consisting of C₁-C₄ alkyl, C₁-C₄ alkoxy, heterocyclo, aryl, aryl(C₁-C₄)alkyl, arylsulfonyl, heteroaryl, amino, C₁-C₄ alkylamino, di(C₁-C₄ alkyl)amino, halogen, hydroxy, (halo)₁₋₃(C₁-C₄)alkyl and (halo)₁₋₃(C₁-C₄)alkoxy; and, alternatively, two optional substituents on aryl, heteroaryl and the aryl and heteroaryl portions of arylalkyl, arylalkenyl and heteroarylalkyl are taken together to form a moiety selected from the group consisting of cycloalkyl, heterocyclo and --O--(CH₂)₁₋₄--O--; R₆ is selected from the group consisting of hydrogen, C₁-C₈ alkyl and (CH₂)₁₋₈CON(R₇)₂; and, R₇ is selected from the group consisting of hydrogen, C₁-C₈ alkyl and cycloalkyl; and pharmaceutically acceptable racemates, enantiomers, diastereomers and salts thereof.

[0081] Compounds of Formula VII as set forth in U.S. Patent Publication No. 20020037889 A1 including their various isomers, enantiomers, tautomers, racemates and polymorphs, or a pharmaceutically acceptable salt or ester thereof can be used in the methods of the invention:



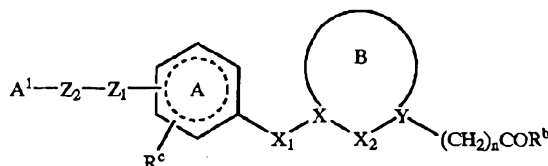
[0082] X is selected from the group consisting of



- [0083] each R^1 is independently hydrogen or C_{1-3} alkyl and each non-aromatic ring carbon atom is unsubstituted or independently substituted with one or two R^2 substituents and each aromatic ring carbon atom is unsubstituted or independently substituted with one R^2 substituent selected from the group consisting of: C_{1-8} alkyl, C_{3-8} cycloalkyl, C_{3-8} cycloheteroalkyl, C_{3-8} cycloalkyl- C_{1-6} alkyl, C_{3-8} cycloheteroalkyl- C_{1-6} alkyl, aryl, aryl- C_{1-6} alkyl, amino- C_{1-6} alkyl, C_{1-3} acylamino, C_{1-3} acylamino- C_{1-6} alkyl, amino, $(C_{1-6}$ alkyl) $_{1-2}$ amino, C_{3-6} cycloalkyl- C_{0-2} amino, $(C_{1-6}$ alkyl) $_{1-2}$ amino- C_{1-6} alkyl, C_{1-6} alkoxy, C_{1-4} alkoxy- C_{1-6} alkyl, hydroxycarbonyl, hydroxycarbonyl- C_{1-6} alkyl, C_{1-3} alkoxycarbonyl, C_{1-3} alkoxycarbonyl- C_{1-6} alkyl, hydroxy, hydroxy- C_{1-6} alkyl, nitro, cyano, trifluoromethyl, trifluoromethoxy, trifluoroethoxy, C_{1-8} alkyl-S(O) $_{0-2}$, $(C_{1-8}$ alkyl) $_{0-2}$ aminocarbonyl, C_{1-8} alkyloxycarbonylamino, $(C_{1-8}$ alkyl) $_{1-2}$ aminocarbonyloxy, (aryl) $_{1-2}$ amino, aryl- C_{1-3} alkylsulfonylamino, and C_{1-8} alkylsulfonylamino; or two R^2 substituents, when on the same non-aromatic carbon atom, are taken together with the carbon atom to which they are attached to form a carbonyl group; or two R^2 substituents, together with the carbon atom to which they are attached, join to form a 3- to 6-membered saturated spiro-carbocyclic ring; R^4 is aryl wherein the aryl group is selected from the group consisting of: phenyl, naphthyl, pyridyl, furyl, thienyl, pyrrolyl, oxazolyl, thiazolyl, imidazolyl, pyrazolyl, isoxazolyl, isothiazolyl, pyrimidinyl, pyrazinyl, pyridazinyl, quinolyl, isoquinolyl, benzimidazolyl, benzofuryl, benzothienyl, indolyl, benzthiazolyl, benzoxazolyl, dihydrobenzofuryl, benzo(1,3)dioxolanyl, and benzo(1,4)dioxanyl; and mono, di, and tri-substituted aryl wherein the substituents are independently hydrogen, hydroxy, hydroxy- C_{1-6} alkyl, halogen, C_{1-8}

alkyl, C₃₋₈ cycloalkyl, aryl, aryl C₁₋₃ alkyl, amino, amino C₁₋₆ alkyl, C₁₋₃ acylamino, C₁₋₃ acylamino-C₁₋₆ alkyl, C₁₋₆ alkylamino, di(C₁₋₆)alkylamino, C₁₋₆ alkylamino-C₁₋₆ alkyl, di(C₁₋₆)alkylamino-C₁₋₆ alkyl, C₁₋₄ alkoxy, C₁₋₄ alkylthio, C₁₋₄ alkylsulfinyl, C₁₋₄ alkylsulfonyl, C₁₋₄ alkoxy-C₁₋₆ alkyl, hydroxycarbonyl, hydroxycarbonyl-C₁₋₆ alkyl, C₁₋₅ alkoxycarbonyl, C₁₋₃ alkoxycarbonyl-C₁₋₆ alkyl, C₁₋₅ alkylcarbonyloxy, cyano, trifluoromethyl, 1,1,1-trifluoroethyl, trifluoromethoxy, trifluoroethoxy, or nitro; or two adjacent substituents together with the carbon atoms to which they are attached join to form a five- or six-membered saturated or unsaturated ring containing 1 or 2 heteroatoms selected from the group consisting of N, O, and S, whose ring carbon atoms may be substituted with oxo or C₁₋₃ alkyl; and R³ is hydrogen or C₁₋₃ alkyl.

[0084] Compounds of Formula VIII as set forth in U.S. Patent Publication No. 20020077321 A1 including their various isomers, enantiomers, tautomers, racemates and polymorphs, or a pharmaceutically acceptable salt or ester thereof can be used in the methods of the invention:



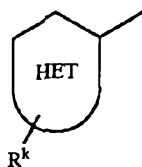
(VIII)

[0085] wherein



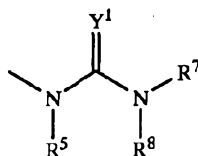
[0086] is a 4-8 membered monocyclic ring or a 7-12 membered bicyclic ring, which ring is optionally saturated or unsaturated; which ring is optionally substituted with one or more substituent selected from the group consisting of alkyl, haloalkyl, aryl, heteroaryl, halogen, alkoxyalkyl, aminoalkyl, hydroxy, nitro, alkoxy, hydroxyalkyl, thioalkyl, amino, alkylamino, arylamino, alkylsulfonamide, acyl, acylamino, alkylsulfone, sulfonamide, allyl, alkenyl, methylenedioxy, ethylenedioxy, alkynyl, carboxamide, cyano, and --(CH₂)_n COR wherein n is 0-2 and R is hydroxy, alkoxy, alkyl or amino;

[0087] A¹ is a 5-9 membered monocyclic ring or 7-12 membered bicyclic heterocycle ring of the formula



[0088] containing at least one nitrogen atom and optionally containing 1 to 4 heteroatoms, selected from the group consisting of O, N, S, SO₂ and CO; optionally saturated or unsaturated; optionally substituted by one or more R^k is selected from the group consisting of
 5 hydroxy, alkyl, alkoxy, alkoxyalkyl, thioalkyl, cyano, amino, alkylamino, haloalkyl, halogen, acylamino, sulfonamide and --COR wherein R is hydroxy, alkoxy, alkyl or amino;

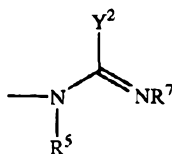
[0089] or A¹ is



[0090] wherein Y¹ is selected from the group consisting of N--R², O, and S; R² is selected
 10 from the group consisting of H; alkyl; aryl; hydroxy; alkoxy; cyano; amido; alkylcarbonyl; arylcarbonyl; alkoxycarbonyl; aryloxy; aryloxy; aryloxy; haloalkylcarbonyl; haloalkoxycarbonyl; alkylthiocarbonyl; arylthiocarbonyl; acyloxymethoxycarbonyl; R² taken together with R⁷ forms a 4-12 membered dinitrogen containing heterocycle optionally substituted with one or more substituent selected from the group consisting of lower alkyl, thioalkyl, alkylamino,
 15 hydroxy, keto, alkoxy, halo, phenyl, amino, carboxyl or carboxyl ester; or R² taken together with R⁷ forms a 4-12 membered heterocycle containing one or more heteroatom selected from O, N and S optionally unsaturated; or R² taken together with R⁷ forms a 5 membered heteroaromatic ring fused with a aryl or heteroaryl ring; R⁷ (when not taken together with R²) and R⁸ are independently selected from the group consisting of H; alkyl; aralkyl; amino;
 20 alkylamino; hydroxy; alkoxy; arylamino; amido, alkylcarbonyl, arylcarbonyl; alkoxycarbonyl; aryloxy; aryloxy; aryloxy; haloalkylcarbonyl; haloalkoxycarbonyl; alkylthiocarbonyl; arylthiocarbonyl; acyloxymethoxycarbonyl; cycloalkyl; bicycloalkyl; aryl; acyl; benzoyl; or NR⁷ and R⁸ taken together form a 4-12 membered mononitrogen containing monocyclic or bicyclic ring optionally substituted with one or more substituent selected from
 25 lower alkyl, carboxyl derivatives, aryl or hydroxy and wherein said ring optionally contains a heteroatom selected from the group consisting of O, N and S; R⁵ is selected from the group

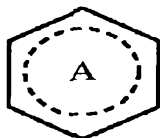
consisting of H, and alkyl;

[0091] or A is



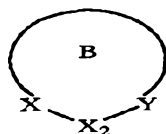
[0092] wherein Y is selected from the group consisting of alkyl; cycloalkyl; bicycloalkyl; aryl; monocyclic heterocycles; Z₁ is selected from the group consisting of CH₂, CH₂O, O, NH, NR_k, CO, S, SO, CH(OH), and SO₂, wherein R_k is selected from H or lower alkyl; Z₂ is a 1-5 carbon linker optionally containing one or more heteroatom selected from the group consisting of O, S and N; alternatively Z₁-Z₂ may further contain a carboxamide, sulfone, oxime, sulfonamide, alkenyl, alkynyl, or acyl group; wherein the carbon and nitrogen atoms of Z₁-Z₂ are optionally substituted by alkyl, alkoxy, thioalkyl, alkylsulfone, aryl, alkoxyalkyl, hydroxy, alkylamino, heteroaryl, alkenyl, alkynyl, carboxyalkyl, halogen, haloalkyl or acylamino;

[0093] wherein Z₂-Z₁ is attached to



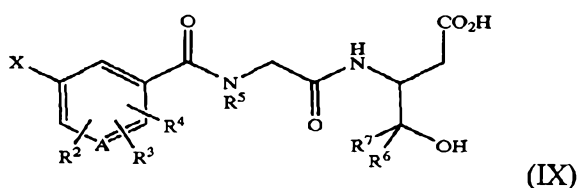
[0094] at the para or meta position relative to the X₁ substituent; n is an integer 0, 1 or 2; R^c is selected from the group consisting of hydrogen; alkyl; halogen, hydroxy, nitro, alkoxy, amino, haloalkyl, aryl, heteroaryl, alkoxyalkyl, aminoalkyl, hydroxyalkyl, thioalkyl, alkylamino, arylamino, alkylsulfonylamino, acyl, acylamino, sulfonyl, sulfonamide, allyl, alkenyl, methylenedioxy, ethylenedioxy, alkynyl, alkynylalkyl, carboxy, alkoxy carbonyl, carboxamido, cyano, and --(CH₂)_n--COR wherein n is 0-2 and R is selected from hydroxy, alkoxy, alkyl and amino; X₁ is selected from the group consisting of --O--, CO, SO₂, NR^m and (CHR^p)_q; wherein R^m is H or alkyl; R^p is H, alkyl, alkoxy or hydroxy and q is 0 or 1; X₂ is selected from the group consisting of --CHR^e--, CO, SO₂, O, NR^f and S; R^e is selected from the group consisting of H, alkyl, hydroxy and alkoxy; R^f is H or alkyl; X or Y are independently selected from the group consisting of --CR^g-- or --N-- wherein R^g is selected from the group consisting of H, alkyl, haloalkyl, fluoro, alkoxyalkyl, alkynyl, aryl, heteroaryl, aralkyl, alkylsulfone, heteroaralkyl, hydroxy, alkoxy, hydroxyalkyl, and carboxyalkyl; the

group X--X₂--Y optionally contains a moiety selected from the group consisting of acyl, alkyl, amino, ether, thioether, sulfone, and olefin;

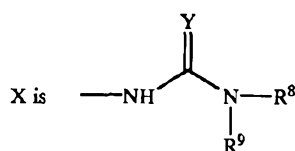


[0095] forms a 3-8 membered monocyclic ring system; or an 8-11 membered bicyclic system; optionally saturated or unsaturated; the monocyclic ring system optionally containing 1-2 heteroatoms selected from N, O and S; the bicyclic ring system optionally containing 1-4 heteroatoms selected from N, O, S or optionally containing the group such as SO₂ or CO); and optionally substituted with one or more substituent selected from the group consisting of alkyl, halogen, cyano, carboalkoxy, haloalkyl, alkoxyalkyl, alkylsulfone, aryl, heteroaryl, aralkyl, heteroaralkyl or alkoxy; R^b is X₃-R^h wherein X₃ is selected from the group consisting of O, S and NR^j wherein R^h and R^j are independently selected from the group consisting of H, alkyl, acyl, aryl, aralkyl and alkoxyalkyl; and n is 0, 1 or 2.

[0096] In addition, compounds of Formula IX or Formula X as set forth in U.S. Patent Publication No. 20020072500 including their various isomers, enantiomers, tautomers, racemates and polymorphs, or a pharmaceutically acceptable salt or ester thereof can be used in the methods of the invention:



[0097] wherein

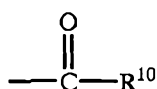


[0098] Y is selected from the group consisting of N--R¹, O, and S; A is N or C; R¹ is selected from the group consisting of H, alkyl, aryl, hydroxy, alkoxy, cyano, nitro, amino, alkenyl, alkynyl, amido, alkylcarbonyl, arylcarbonyl, alkoxycarbonyl, aryloxy carbonyl, haloalkylcarbonyl, haloalkoxycarbonyl, alkylthiocarbonyl, arylthiocarbonyl, acyloxymethoxycarbonyl, alkyl optionally substituted with one or more substituent selected

from lower alkyl, halogen, hydroxyl, haloalkyl, cyano, nitro, carboxyl, amino, alkoxy, aryl or aryl optionally substituted with one or more halogen, haloalkyl, lower alkyl, alkoxy, cyano, alkylsulfonyl, alkylthio, nitro, carboxyl, amino, hydroxyl, sulfonic acid, sulfonamide, aryl, fused aryl, monocyclic heterocycles, or fused monocyclic heterocycles, aryl optionally substituted with one or more substituent selected from halogen, haloalkyl, hydroxy, lower alkyl, alkoxy, methylenedioxy, ethylenedioxy, cyano, nitro, alkylthio, alkylsulfonyl, sulfonic acid, sulfonamide, carboxyl derivatives, amino, aryl, fused aryl, monocyclic heterocycles and fused monocyclic heterocycle, monocyclic heterocycles, and monocyclic heterocycles optionally substituted with one or more substituent selected from halogen, haloalkyl, lower alkyl, alkoxy, amino, nitro, hydroxy, carboxyl derivatives, cyano, alkylthio, alkylsulfonyl, sulfonic acid, sulfonamide, aryl or fused aryl; or R¹ taken together with R⁸ forms a 4-12 membered dinitrogen containing heterocycle optionally substituted with one or more substituent selected from the group consisting of lower alkyl, hydroxy, keto, alkoxy, halo, phenyl, amino, carboxyl or carboxyl ester, and fused phenyl; or R¹ taken together with R⁸ forms a 5 membered heteroaromatic ring optionally substituted with one or more substituent selected from lower alkyl, phenyl and hydroxy; or R¹ taken together with R⁸ forms a 5 membered heteroaromatic ring fused with a phenyl group; R⁸ (when not taken together with R¹) and R⁹ are independently selected from the group consisting of H, alkyl, alkenyl, alkynyl, aralkyl, amino, alkylamino, hydroxy, alkoxy, arylamino, amido, alkylcarbonyl, arylcarbonyl, alkoxycarbonyl, aryloxy, aryloxycarbonyl, haloalkylcarbonyl, haloalkoxy-carbonyl, alkylthiocarbonyl, arylthiocarbonyl, acyloxymethoxycarbonyl, cycloalkyl, bicycloalkyl, aryl, acyl, benzoyl, alkyl optionally substituted with one or more substituent selected from lower alkyl, halogen, hydroxy, haloalkyl, cyano, nitro, carboxyl derivatives, amino, alkoxy, thio, alkylthio, sulfonyl, aryl, aralkyl, aryl optionally substituted with one or more substituent selected from halogen, haloalkyl, lower alkyl, alkoxy, methylenedioxy, ethylenedioxy, alkylthio, haloalkylthio, thio, hydroxy, cyano, nitro, carboxyl derivatives, aryloxy, amido, acylamino, amino, alkylamino, dialkylamino, trifluoroalkoxy, trifluoromethyl, sulfonyl, alkylsulfonyl, haloalkylsulfonyl, sulfonic acid, sulfonamide, aryl, fused aryl, monocyclic heterocycles, fused monocyclic heterocycles, aryl optionally substituted with one or more substituent selected from halogen, haloalkyl, lower alkyl, alkoxy, methylenedioxy, ethylenedioxy, alkylthio, haloalkylthio, thio, hydroxy, cyano, nitro, carboxyl derivatives, aryloxy, amido, acylamino, amino, alkylamino, dialkylamino, trifluoroalkoxy, trifluoromethylsulfonyl, alkylsulfonyl, sulfonic acid, sulfonamide, aryl, fused aryl, monocyclic heterocycles, or fused monocyclic heterocycles, monocyclic heterocycles,

monocyclic heterocycles optionally substituted with one or more substituent selected from halogen, haloalkyl, lower alkyl, alkoxy, aryloxy, amino, nitro, hydroxy, carboxyl derivatives, cyano, alkylthio, alkylsulfonyl, aryl, fused aryl, monocyclic and bicyclic heterocyclicalkyls, -

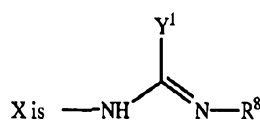
- 5 -SO₂R¹⁰ wherein R¹⁰ is selected from the group consisting of alkyl, aryl and monocyclic heterocycles, all optionally substituted with one or more substituent selected from the group consisting of halogen, haloalkyl, alkyl, alkoxy, cyano, nitro, amino, acylamino, trifluoroalkyl, amido, alkylaminosulfonyl, alkylsulfonyl, alkylsulfonylamino, alkylamino, dialkylamino, trifluoromethylthio, trifluoroalkoxy, trifluoromethylsulfonyl, aryl, aryloxy, thio, alkylthio, and monocyclic heterocycles; and



10

[0099] wherein R¹⁰ is defined as above; or NR⁸ and R⁹ taken together form a 4-12 membered mononitrogen containing monocyclic or bicyclic ring optionally substituted with one or more substituent selected from lower alkyl, carboxyl derivatives, aryl or hydroxy and wherein said ring optionally contains a heteroatom selected from the group consisting of O, N

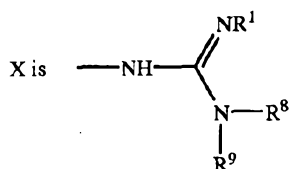
15 and S;



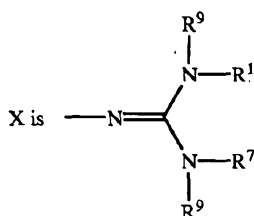
or

- [0100] wherein Y¹ is selected from the group consisting of alkyl, cycloalkyl, bicycloalkyl, aryl, monocyclic heterocycles, alkyl optionally substituted with aryl which can also be optionally substituted with one or more substituent selected from halogen, haloalkyl, alkyl, nitro, hydroxy, alkoxy, aryloxy, aryl, or fused aryl, aryl optionally substituted with one or more substituent selected from halogen, haloalkyl, hydroxy, alkoxy, aryloxy, aryl, fused aryl, nitro, methylenedioxy, ethylenedioxy, or alkyl, alkynyl, alkenyl, --S--R¹¹ and --OR¹¹ wherein R¹¹ is selected from the group consisting of H, alkyl, aralkyl, aryl, alkenyl, and alkynyl, or R¹¹ taken together with R⁸ forms a 4-12 membered mononitrogen and monosulfur or
- 20 monooxygen containing heterocyclic ring optionally substituted with lower alkyl, hydroxy, keto, phenyl, carboxyl or carboxyl ester, and fused phenyl, or R¹¹ taken together with R⁸ is thiazole, oxazole, benzoxazole, or benzothiazole; R⁸ is defined as above; or Y¹ (when Y¹ is
- 25

carbon) taken together with R⁸ forms a 4-12 membered mononitrogen or dinitrogen containing ring optionally substituted with alkyl, aryl, keto or hydroxy; or



[0101] wherein R¹ and R⁸ taken together form a 5-8 membered dinitrogen containing heterocycle optionally substituted with one or more substituent selected from the group consisting of lower alkyl, hydroxy, keto, phenyl, or carboxyl derivatives; and R⁹ is selected from the group consisting of alkylcarbonyl, arylcarbonyl, alkoxycarbonyl, aryloxy carbonyl, haloalkyl-carbonyl, haloalkoxycarbonyl, alkylthiocarbonyl, arylthiocarbonyl, or acyloxymethoxycarbonyl; or



10

[0102] wherein R¹ and R⁸ taken together form a 5-8 membered dinitrogen containing heterocycle optionally substituted with hydroxy, keto, phenyl, or alkyl; and R⁹ are both selected from the group consisting of alkylcarbonyl, arylcarbonyl, alkoxycarbonyl, aryloxy carbonyl, haloalkylcarbonyl, haloalkoxycarbonyl, alkylthiocarbonyl, arylthiocarbonyl, and acyloxymethoxycarbonyl; R², R³ and R⁴ are independently selected from one or more substituent selected from the group consisting of H, alkyl, hydroxy, alkoxy, aryloxy, halogen, haloalkyl, haloalkoxy, nitro, amino, alkylamino, acylamino, dialkylamino, cyano, alkylthio, alkylsulfonyl, carboxyl derivatives, trihaloacetamide, acetamide, aryl, fused aryl, cycloalkyl, thio, monocyclic heterocycles, fused monocyclic heterocycles, and X, wherein X is defined as above; R⁵, R⁶ and R⁷ are independently selected from the group consisting of hydrogen, alkyl, alkenyl, alkynyl, aryl, carboxyl derivatives, haloalkyl, cycloalkyl, monocyclic heterocycles, monocyclic heterocycles optionally substituted with alkyl, halogen, haloalkyl, cyano, hydroxy, aryl, fused aryl, nitro, alkoxy, aryloxy, alkylsulfonyl, arylsulfonyl, sulfonamide, thio, alkylthio, carboxyl derivatives, amino, amido, alkyl optionally substituted with one or more of halo, haloalkyl, hydroxy, alkoxy, aryloxy, thio, alkylthio, alkynyl,

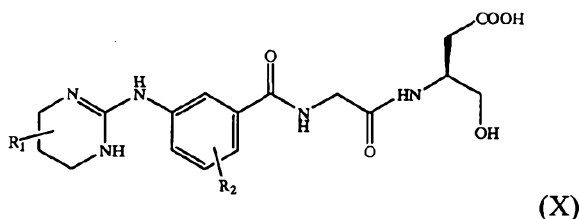
25

alkenyl, alkyl, arylthio, alkylsulfoxide, alkylsulfonyl, arylsulfoxide, arylsulfonyl, cyano, nitro, amino, alkylamino, dialkylamino, alkylsulfonamide, arylsulfonamide, acylamide, carboxyl derivatives, sulfonamide, sulfonic acid, phosphonic acid derivatives, phosphinic acid derivatives, aryl, arylthio, arylsulfoxide, or arylsulfone all optionally substituted on the

5 aryl ring with halo, alkyl, haloalkyl, cyano, nitro, hydroxy, carboxyl derivatives, alkoxy, aryloxy, amino, alkylamino, dialkylamino, amido, aryl, fused aryl, monocyclic heterocycles, and fused monocyclic heterocycles, monocyclic heterocyclicthio, monocyclic heterocyclicsulfoxide, and monocyclic heterocyclic sulfone, which can be optionally substituted with halo, haloalkyl, nitro, hydroxy, alkoxy, fused aryl, or alkyl, alkylcarbonyl, haloalkylcarbonyl, and arylcarbonyl, aryl optionally substituted in one or more positions with

10 halo, haloalkyl, alkyl, alkoxy, aryloxy, methylenedioxy, ethylenedioxy, alkylthio, haloalkylthio, thio, hydroxy, cyano, nitro, acyloxy, carboxyl derivatives, carboxyalkoxy, amido, acylamino, amino, alkylamino, dialkylamino, trifluoroalkoxy, trifluoromethylsulfonyl, alkylsulfonyl, sulfonic acid, sulfonamide, aryl, fused aryl,

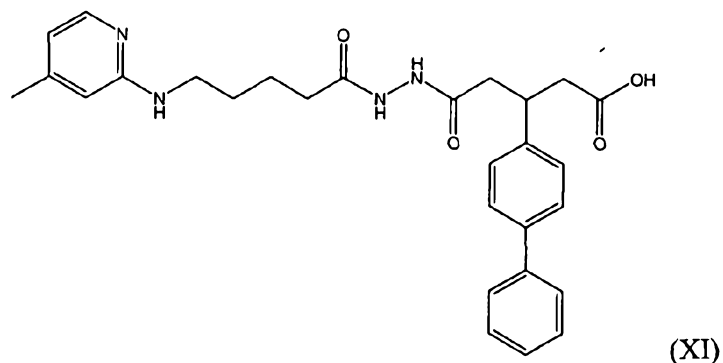
15 monocyclic heterocycles and fused monocyclic heterocycles.

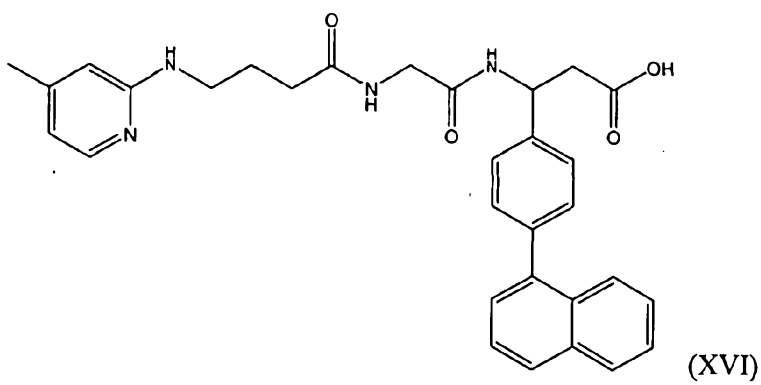
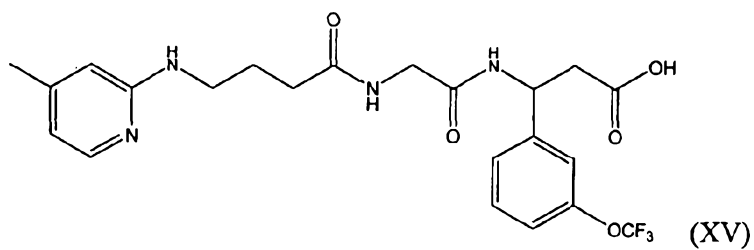
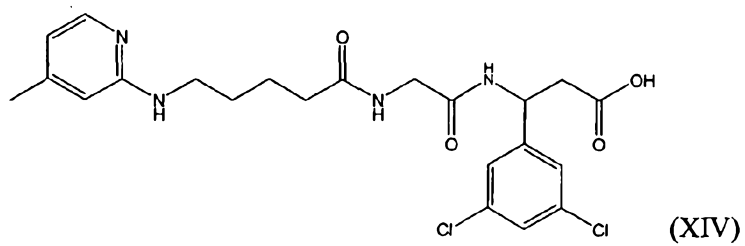
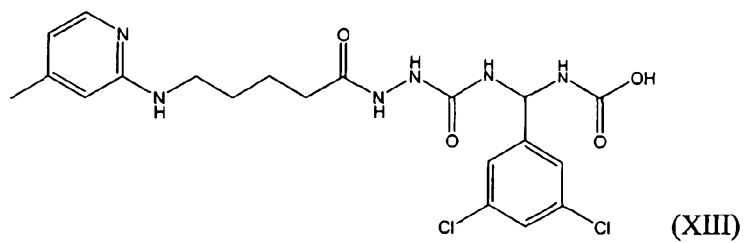
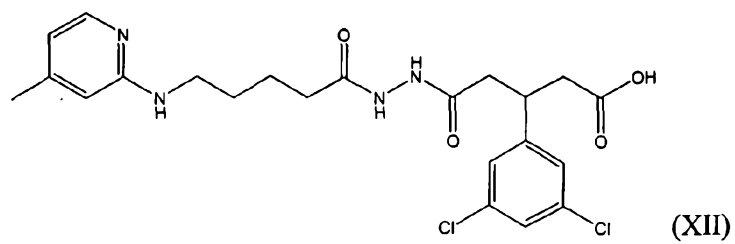


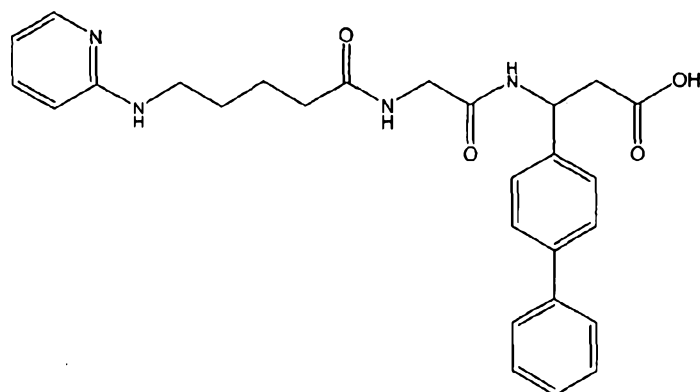
[0103] wherein R_1 and R_2 are selected from a group consisting of hydrogen, hydroxy alkyl haloalkyl and halo.

[0104] Compounds of Formula XI, XII, XIII, XIV, XV, XVI, XVII, XVIII, XIX, and XX as set forth in Goodman *et al.*, *J. Med. Chem.* 45(5):1045-51 (2002) including their various isomers, enantiomers, tautomers, racemates and polymorphs, or a pharmaceutically acceptable salt or ester thereof can be used in the methods of the invention:

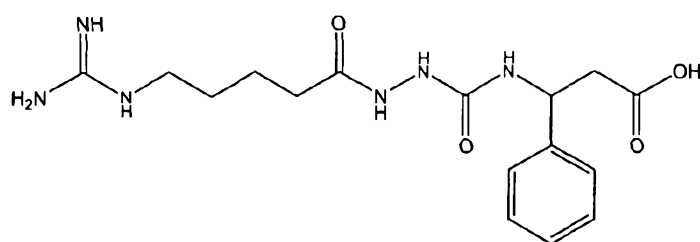
20



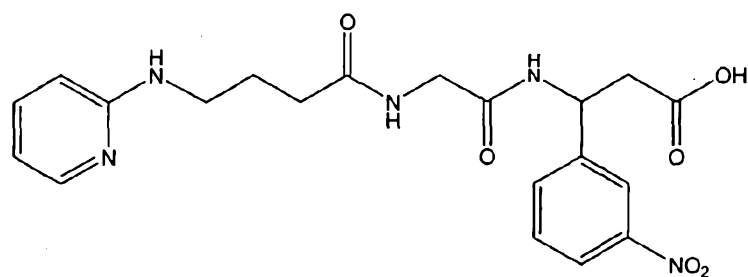




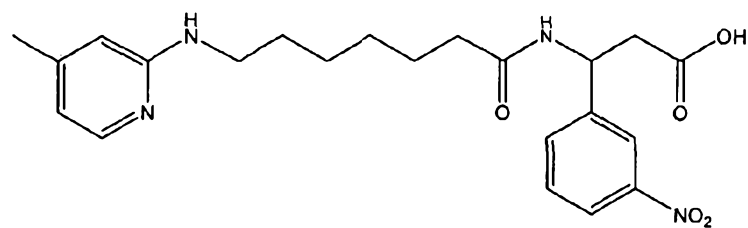
(XVII)



(XVIII)



(XIX)



(XX)

5

[0105] In some cases, the $\alpha v\beta 5$ antagonists of the invention will comprise the tri-peptide sequence RGD. The design of such molecules as ligands for the integrins is exemplified, for example, in Pierschbacher *et al.*, *J. Cell. Biochem.* 56:150-154 (1994)); Ruoslahti, *Ann. Rev. Cell. Dev. Bio.* 12:697-715 (1996); Chorev *et al.* *Biopolymers* 37:367-375 (1995)); Pasqualini *et al.*, *J. Cell. Biol.* 130:1189-1196 (1995)); Smith *et al.*, *J. Biol. Chem.* 269:32788-32795 (1994); and U.S. Patent Nos. 5,780,426 and 6,683,051.

10

C. Inhibiting Expression of $\alpha\beta 5$ Integrin

[0106] As discussed above, the present invention is based on the surprising discovery that blocking binding of ligands to $\alpha\beta 5$ integrin reduces the severity of PE. For example, as described in Example 3 below, the present inventors have demonstrated that $\beta 5^{-/-}$ mice do not develop PE associated with lung injury. Therefore, a nucleotide sequence that interferes with the specific expression of the $\alpha\beta 5$ integrin gene at the transcriptional or translational level can be used to treat or prevent PE. This approach may utilize, for example, siRNA and/or antisense oligonucleotides to block transcription or translation of a specific mutated mRNA, either by inducing degradation of the mRNA with a siRNA or by masking the mRNA with an antisense nucleic acid.

1. siRNA

[0107] Double stranded siRNA that corresponds to the β gene, can be used to silence the transcription and/or translation of $\alpha\beta 5$ integrin by inducing degradation of $\beta 5$ mRNA transcripts, and thus treat or prevent PE by preventing expression of $\alpha\beta 5$ integrin. The siRNA is typically about 5 to about 100 nucleotides in length, more typically about 10 to about 50 nucleotides in length, most typically about 15 to about 30 nucleotides in length. siRNA molecules and methods of generating them are described in, e.g., Bass, 2001, *Nature*, 411, 428-429; Elbashir *et al.*, 2001, *Nature*, 411, 494-498; WO 00/44895; WO 01/36646; WO 99/32619; WO 00/01846; WO 01/29058; WO 99/07409; and WO 00/44914. A DNA molecule that transcribes dsRNA or siRNA (for instance, as a hairpin duplex) also provides RNAi. DNA molecules for transcribing dsRNA are disclosed in U.S. Patent No. 6,573,099, and in U.S. Patent Application Publication Nos. 2002/0160393 and 2003/0027783, and Tuschl and Borkhardt, *Molecular Interventions*, 2:158 (2002). For example, dsRNA oligonucleotides that specifically hybridize to the nucleic acid sequences set forth in Genbank Accession Nos.: AK054968; BF588784; BE208820; BE207859; or BE206567 can be used in the methods of the present invention. A decrease in the severity of PE symptoms in comparison to symptoms detected in the absence of the interfering RNA can be used to monitor the efficacy of the siRNA.

[0108] siRNA can be delivered to the subject using any means known in the art, including by injection, inhalation, or oral ingestion of the siRNA. Another suitable delivery system for siRNA is a colloidal dispersion system such as, for example, macromolecule complexes, nanocapsules, microspheres, beads, and lipid-based systems including oil-in-water emulsions,

micelles, mixed micelles, and liposomes. The preferred colloidal system of this invention is a liposome. Liposomes are artificial membrane vesicles which are useful as delivery vehicles in vitro and in vivo. Nucleic acids, including RNA and DNA within liposomes and be delivered to cells in a biologically active form (Fraley, *et al.*, *Trends Biochem. Sci.*, 6:77, 1981). Liposomes can be targeted to specific cell types or tissues using any means known in the art.

2. Antisense oligonucleotides

[0109] Antisense oligonucleotides that specifically hybridize to nucleic acid sequences encoding $\beta 5$ polypeptides can also be used to silence the transcription and/or translation of $\alpha \beta 5$ integrin, and thus treat or prevent PE. For example, antisense oligonucleotides that specifically hybridize to the nucleic acid sequences set forth in Genbank Accession Nos.: BF588784; BE208820; BE207859; BE206567; NM_002213; BC006541; NM_174679; AF468059; AY434090; NM_010580; BC058246; XM_147237; AF022111; AF022110; AF043257; AF043256; and S58644 can be used in the methods of the present invention. A decrease in the severity of PE symptoms in comparison to symptoms detected in the absence of the antisense nucleic acids can be used to monitor the efficacy of the antisense nucleic acids.

[0110] Antisense nucleic acids are DNA or RNA molecules that are complementary to at least a portion of a specific mRNA molecule (*see, e.g.*, Weintraub, *Scientific American*, 262:40 (1990)). Typically, synthetic antisense oligonucleotides are generally between 15 and 25 bases in length. Antisense nucleic acids may comprise naturally occurring nucleotides or modified nucleotides such as, *e.g.*, phosphorothioate, methylphosphonate, and -anomeric sugar-phosphate, backbone-modified nucleotides.

[0111] In the cell, the antisense nucleic acids hybridize to the corresponding mRNA, forming a double-stranded molecule. The antisense nucleic acids, interfere with the translation of the mRNA, since the cell will not translate a mRNA that is double-stranded. Antisense oligomers of about 15 nucleotides are preferred, since they are easily synthesized and are less likely to cause problems than larger molecules when introduced into the target nucleotide mutant producing cell. The use of antisense methods to inhibit the in vitro translation of genes is well known in the art (Marcus-Sakura, *Anal. Biochem.*, 172:289, (1988)). Less commonly, antisense molecules which bind directly to the DNA may be used.

[0112] Delivery of antisense polynucleotides specific for $\alpha\text{v}\beta 5$ integrin genes can be achieved using any means known in the art including, *e.g.*, direct injection, inhalation, or ingestion of the polynucleotides. In addition, antisense polynucleotides can be delivered using a recombinant expression vector (*e.g.*, a viral vector based on an adenovirus, a herpes virus, a vaccinia virus, or a retrovirus) or a colloidal dispersion system (*e.g.*, liposomes) as described herein. Various viral vectors that can be utilized for gene therapy as taught herein include

IV. Identifying Additional $\alpha\text{v}\beta 5$ Antagonists

[0113] Additional antagonists of $\alpha\text{v}\beta 5$ integrin can be readily identified according to methods well known to those of skill in the art. One convenient method for screening for antagonists involves measuring the ability of the potential antagonists to compete for binding of a known ligand of the integrin. For example, vitronectin, fibronectin, osteopontin, tenascin c and adenovirus penton base are known ligands of $\alpha\text{v}\beta 5$ integrin that can be used in competition assays to identify potential antagonists of $\alpha\text{v}\beta 5$ integrin. Other polypeptides comprising the amino acid sequence RGD can also be used in competition assays. In addition, monoclonal antibodies and fragments thereof that bind to $\alpha\text{v}\beta 5$ integrin can be used to screen for additional antagonists of $\alpha\text{v}\beta 5$ integrin. In some embodiments, ALULA and antibodies that compete with ALULA for binding to $\alpha\text{v}\beta 5$ are used to screen for additional antagonists of $\alpha\text{v}\beta 5$ integrin.

[0114] Competition assays are well known in the art. Typically, a ligand of $\alpha\text{v}\beta 5$ integrin or an antibody that competes for ligand binding to $\alpha\text{v}\beta 5$ integrin (*e.g.*, ALULA) is labeled so that differences in binding to $\alpha\text{v}\beta 5$ integrin (*e.g.*, in the presence of increasing amount of a potential competing ligand for $\alpha\text{v}\beta 5$ integrin) can be measured. The ligands may be naturally occurring ligands as well as synthetic ligands. Competition assays indicate the affinity of potential competitor antagonists.

[0115] A number of different screening protocols can be utilized to identify agents that modulate the level of activity or function of a particular topology of $\alpha\text{v}\beta 5$ integrin in cells, *e.g.*, in mammalian cells, and especially in human cells. In general terms, the screening methods involve screening a plurality of agents to identify an agent that interacts with $\alpha\text{v}\beta 5$, for example, by binding to $\alpha\text{v}\beta 5$ integrin or preventing an antibody (*e.g.*, ALULA) or ligand

specific for $\alpha v\beta 5$ integrin (e.g., vitronectin, fibronectin, osteopontin, tenascin c, adenovirus penton base) from binding to $\alpha v\beta 5$ integrin.

[0116] Preliminary screens can be conducted by screening for agents capable of binding to $\alpha v\beta 5$ integrin, as at least some of the agents so identified are likely $\alpha v\beta 5$ integrin antagonists. The binding assays usually involve contacting $\alpha v\beta 5$ integrin with one or more test agents and allowing sufficient time for $\alpha v\beta 5$ integrin and test agents to form a binding complex. Any binding complexes formed can be detected using any of a number of established analytical techniques. Protein binding assays include, but are not limited to, immunohistochemical binding assays, flow cytometry or other assays. The $\alpha v\beta 5$ integrin utilized in such assays can be naturally expressed, cloned or synthesized.

[0117] The screening methods of the invention can be performed as *in vitro* or cell-based assays. Cell based assays can be performed in any cells in which $\alpha v\beta 5$ integrin is expressed. Cell-based assays may involve whole cells or cell fractions containing $\alpha v\beta 5$ integrin to screen for agent binding or modulation of $\alpha v\beta 5$ integrin activity by the agent. One of skill in the art will appreciate that $\alpha v\beta 5$ integrin can be expressed in cells that do not contain endogenous $\alpha v\beta 5$ integrin. Suitable cell-based assays are described in, e.g., DePaola *et al.*, *Annals of Biomedical Engineering* 29: 1-9 (2001).

[0118] Agents that are initially identified as interacting with $\alpha v\beta 5$ integrin can be further tested to validate the apparent activity. Preferably such studies are conducted with suitable cell-based or animal models of PE as described in Example 1 below. The basic format of such methods involves administering a lead compound identified during an initial screen to an animal that serves as a model and then determining if in fact the PE is ameliorated. The animal models utilized in validation studies generally are mammals of any kind. Specific examples of suitable animals include, but are not limited to, primates (e.g., chimpanzees, monkeys, and the like) and rodents (e.g., mice, rats, guinea pigs, rabbits, and the like).

[0119] The agents tested as potential antagonists of $\alpha v\beta 5$ integrin can be any small chemical compound, or a biological entity, such as a polypeptide, sugar, nucleic acid or lipid. Alternatively, modulators can be genetically altered versions of $\alpha v\beta 5$ integrin or an $\alpha v\beta 5$ integrin ligand. Essentially any chemical compound can be used as a potential modulator or ligand in the assays of the invention, although most often compounds that can be dissolved in aqueous or organic (especially DMSO-based) solutions are used. The assays are designed to screen large chemical libraries by automating the assay steps and providing compounds from

any convenient source to assays, which are typically run in parallel (*e.g.*, in microtiter formats on microtiter plates in robotic assays).

[0120] In some embodiments, the agents have a molecular weight of less than 1,500 daltons, and in some cases less than 1,000, 800, 600, 500, or 400 daltons. The relatively
5 small size of the agents can be desirable because smaller molecules have a higher likelihood of having physiochemical properties compatible with good pharmacokinetic characteristics, including oral absorption than agents with higher molecular weight. For example, agents less likely to be successful as drugs based on permeability and solubility were described by Lipinski *et al.* as follows: having more than 5 H-bond donors (expressed as the sum of OHs
10 and NHs); having a molecular weight over 500; having a LogP over 5 (or MLogP over 4.15); and/or having more than 10 H-bond acceptors (expressed as the sum of Ns and Os). *See, e.g.*, Lipinski *et al. Adv Drug Delivery Res* 23:3-25 (1997). Compound classes that are substrates for biological transporters are typically exceptions to the rule.

[0121] In one embodiment, high throughput screening methods involve providing a
15 combinatorial chemical or peptide library containing a large number of potential therapeutic compounds (potential modulator or ligand compounds). Such “combinatorial chemical libraries” or “ligand libraries” are then screened in one or more assays, as described herein, to identify those library members (particular chemical species or subclasses) that display a desired characteristic activity. The compounds thus identified can serve as conventional
20 “lead compounds” or can themselves be used as potential or actual therapeutics.

[0122] A combinatorial chemical library is a collection of diverse chemical compounds generated by either chemical synthesis or biological synthesis, by combining a number of chemical “building blocks” such as reagents. For example, a linear combinatorial chemical library such as a polypeptide library is formed by combining a set of chemical building
25 blocks (amino acids) in every possible way for a given compound length (*i.e.*, the number of amino acids in a polypeptide compound). Millions of chemical compounds can be synthesized through such combinatorial mixing of chemical building blocks.

[0123] Preparation and screening of combinatorial chemical libraries is well known to those of skill in the art. Such combinatorial chemical libraries include, but are not limited to,
30 peptide libraries (*see, e.g.*, U.S. Patent 5,010,175, Furka, *Int. J. Pept. Prot. Res.* 37:487-493 (1991) and Houghton *et al.*, *Nature* 354:84-88 (1991)). Other chemistries for generating chemical diversity libraries can also be used. Such chemistries include, but are not limited to: peptoids (*e.g.*, PCT Publication No. WO 91/19735), encoded peptides (*e.g.*, PCT Publication WO 93/20242), random bio-oligomers (*e.g.*, PCT Publication No. WO 92/00091),

benzodiazepines (*e.g.*, U.S. Pat. No. 5,288,514), diversomers such as hydantoins, benzodiazepines and dipeptides (Hobbs *et al.*, *Proc. Nat. Acad. Sci. USA* 90:6909-6913 (1993)), vinylogous polypeptides (Hagihara *et al.*, *J. Amer. Chem. Soc.* 114:6568 (1992)), nonpeptidal peptidomimetics with glucose scaffolding (Hirschmann *et al.*, *J. Amer. Chem. Soc.* 114:9217-9218 (1992)), analogous organic syntheses of small compound libraries (Chen *et al.*, *J. Amer. Chem. Soc.* 116:2661 (1994)), oligocarbarnates (Cho *et al.*, *Science* 261:1303 (1993)), and/or peptidyl phosphonates (Campbell *et al.*, *J. Org. Chem.* 59:658 (1994)), nucleic acid libraries (*see* Ausubel, Berger and Sambrook, all *supra*), peptide nucleic acid libraries (*see, e.g.*, U.S. Patent 5,539,083), antibody libraries (*see, e.g.*, Vaughn *et al.*, *Nature Biotechnology*, 14(3):309-314 (1996) and PCT/US96/10287), carbohydrate libraries (*see, e.g.*, Liang *et al.*, *Science*, 274:1520-1522 (1996) and U.S. Patent 5,593,853), small organic molecule libraries (*see, e.g.*, benzodiazepines, Baum C&EN, Jan 18, page 33 (1993); isoprenoids, U.S. Patent 5,569,588; thiazolidinones and metathiazanones, U.S. Patent 5,549,974; pyrrolidines, U.S. Patents 5,525,735 and 5,519,134; morpholino compounds, U.S. Patent 5,506,337; benzodiazepines, 5,288,514, and the like).

[0124] Devices for the preparation of combinatorial libraries are commercially available (*see, e.g.*, ECIS TM, Applied BioPhysics Inc., Troy, NY, MPS, 390 MPS, Advanced Chem Tech, Louisville KY, Symphony, Rainin, Woburn, MA, 433A Applied Biosystems, Foster City, CA, 9050 Plus, Millipore, Bedford, MA). In addition, numerous combinatorial libraries are themselves commercially available (*see, e.g.*, ComGenex, Princeton, N.J., Tripos, Inc., St. Louis, MO, 3D Pharmaceuticals, Exton, PA, Martek Biosciences, Columbia, MD, etc.).

V. Therapeutic treatment.

[0125] As discussed above, the invention also provides compositions comprising antagonists of $\alpha\beta 5$ integrin. The compositions of the invention can be provided to treat or prevent diseases which involve $\alpha\beta 5$ integrins including, *e.g.*, PE, stroke, myocardial infarction, and cancer (*i.e.*, angiogenesis).

[0126] In one embodiment, the compositions of the invention (*e.g.*, compositions comprising ALULA, humanized ALULA, or ALULA fragments) can be provided to treat or prevent PE in subjects with PE or at risk for developing PE. For example, a subject having had exposure to a toxic inhalant would likely be treated after such exposure, whereas a patient at risk of PE can be treated prophylactically and/or therapeutically. Examples of patients at risk of PE include patients with acute aspiration, patients exhibiting symptoms of

bacterial sepsis, patients whose blood cultures are positive for gram positive or gram negative bacteria, patients with pancreatitis, or patients in hemorrhagic shock.

[0127] The compositions of the invention may be administered on a regular basis (*e.g.*, daily) for a period of time (*e.g.*, 2, 3, 4, 5, 6, days or 1-3 weeks or more).

5 [0128] The compositions of the invention can be administered directly to the mammalian subject to block $\alpha v\beta 5$ binding using any route known in the art, including *e.g.*, by injection (*e.g.*, intravenous, intraperitoneal, subcutaneous, intramuscular, or intradermal), inhalation, transdermal application, rectal administration, or oral administration.

[0129] The pharmaceutical compositions of the invention may comprise a pharmaceutically acceptable carrier. Pharmaceutically acceptable carriers are determined in part by the
10 particular composition being administered, as well as by the particular method used to administer the composition. Accordingly, there are a wide variety of suitable formulations of pharmaceutical compositions of the present invention (see, *e.g.*, Remington's Pharmaceutical Sciences, 17th ed., 1989).

15 [0130] The compositions of the invention, alone or in combination with other suitable components, can be made into aerosol formulations (*i.e.*, they can be "nebulized") to be administered via inhalation. Aerosol formulations can be placed into pressurized acceptable propellants, such as dichlorodifluoromethane, propane, nitrogen, and the like.

[0131] Formulations suitable for administration include aqueous and non-aqueous
20 solutions, isotonic sterile solutions, which can contain antioxidants, buffers, bacteriostats, and solutes that render the formulation isotonic, and aqueous and non-aqueous sterile suspensions that can include suspending agents, solubilizers, thickening agents, stabilizers, and preservatives. In the practice of this invention, compositions can be administered, for example, orally, nasally, topically, intravenously, intraperitoneally, or intrathecally. The
25 formulations of compounds can be presented in unit-dose or multi-dose sealed containers, such as ampoules and vials. Solutions and suspensions can be prepared from sterile powders, granules, and tablets of the kind previously described. The modulators can also be administered as part a of prepared food or drug.

[0132] Formulations suitable for oral administration can comprise: (a) liquid solutions,
30 such as an effective amount of the packaged nucleic acid suspended in diluents, such as water, saline or PEG 400; (b) capsules, sachets or tablets, each containing a predetermined amount of the active ingredient, as liquids, solids, granules or gelatin; (c) suspensions in an appropriate liquid; and (d) suitable emulsions. Tablet forms can include one or more of

lactose, sucrose, mannitol, sorbitol, calcium phosphates, corn starch, potato starch, microcrystalline cellulose, gelatin, colloidal silicon dioxide, talc, magnesium stearate, stearic acid, and other excipients, colorants, fillers, binders, diluents, buffering agents, moistening agents, preservatives, flavoring agents, dyes, disintegrating agents, and pharmaceutically compatible carriers. Lozenge forms can comprise the active ingredient in a flavor, *e.g.*, sucrose, as well as pastilles comprising the active ingredient in an inert base, such as gelatin and glycerin or sucrose and acacia emulsions, gels, and the like containing, in addition to the active ingredient, carriers known in the art.

[0133] The dose administered to a patient, in the context of the present invention should be sufficient to effect a beneficial response in the subject over time, *e.g.*, a reduction in pulmonary capillary hydrostatic pressure, a reduction in fluid in the lungs, a reduction in the rate of fluid accumulation in the lungs, or a combination thereof. The optimal dose level for any patient will depend on a variety of factors including the efficacy of the specific modulator employed, the age, body weight, physical activity, and diet of the patient, on a possible combination with other drugs, and on the severity of the PE. The size of the dose also will be determined by the existence, nature, and extent of any adverse side-effects that accompany the administration of a particular compound or vector in a particular subject.

[0134] In determining the effective amount of the antagonists of $\alpha v\beta 5$ integrin to be administered a physician may evaluate circulating plasma levels of the antagonist and antagonist toxicity. In general, the dose equivalent of an antagonist is from about 1 ng/kg to 10 mg/kg for a typical subject.

[0135] For administration, the antagonists of $\alpha v\beta 5$ integrin can be administered at a rate determined by the LD₅₀ of the antagonist, and the side-effects of the antagonist at various concentrations, as applied to the mass and overall health of the subject. Administration can be accomplished via single or divided doses.

VI. Combination Therapy

[0136] In some embodiments, an antagonist of $\alpha v\beta 5$ integrin is administered in conjunction with a second therapeutic agent for treating or preventing a disease or disorder associated with $\alpha v\beta 5$ integrin (*e.g.*, stroke, myocardial infarction, and cancer (*i.e.*, angiogenesis)). For example, an antagonist of $\alpha v\beta 5$ integrin may be administered in conjunction with a second therapeutic agent for treating or preventing acute lung injury and/or ARDS or PE. For example, an antagonist of $\alpha v\beta 5$ integrin (*e.g.*, ALULA, humanized ALULA, or fragments of

ALULA) may be administered in conjunction with any of the standard treatments for PE including, *e.g.*, diuretic agents, bronchodilating agents, narcotics, oxygen, and selective tourniquet application. In addition, an antagonist of $\alpha\beta 5$ integrin may be administered in conjunction with agents that target metabolic pathways that are implicated in acute lung injury and/or ARDS or PE. For example, an antagonist of $\alpha\beta 5$ integrin may be administered in conjunction with TGF β pathway inhibitors, activated Protein C, steroids, GM-CSF, platelet inhibitors, β -2 agonists, surfactants, antibodies that specifically bind to $\alpha\beta 5$ integrin or $\beta 5$, a second antagonist of $\alpha\beta 5$ integrin, antibodies that specifically bind to a $\alpha\beta 6$ integrin, antagonists of $\alpha\beta 6$ integrin, thrombin receptor antagonists, anti-thrombin agents, rho kinase inhibitors, and nucleic acids that inhibit expression of $\alpha\beta 5$ integrin including *e.g.*, the antisense oligonucleotides and siRNA described herein. Suitable TGF β pathway inhibitors include, *e.g.*, TGF- β antibodies (including those that specifically block TGF- $\beta 1$, TGF- $\beta 2$, TGF- $\beta 3$ or any combination thereof) as described in *e.g.*, Ling *et al.*, *J. Amer. Soc. Nephrol.* 14: 377-388 (2003), McCormick *et al.*, *J. Immunol.* 163:5693-5699 (1999), and Cordeiro, *Curr. Opin. Mol. Ther.* 5(2):199-203 (2003); TGF- β receptor type II inhibitors or TGF- β receptor type I kinase inhibitors as described in, *e.g.*, DaCosta Bayfield, *Mol. Pharmacol.* 65(3):744-52 (2004), Laping, *Curr. Opin. Pharmacol.* 3(2):204-8 (2003), Laping, *Mol. Pharmacol.* 62(1):58-64 (2002); soluble TGF- β receptor type II as described in, *e.g.*, Pittet, *J. Clin. Invest.* 107:1537-1544 (2001); Wang *et al.*, *Exp Lung Res.* 28(6):405-17 (2002) and Wang, *Thorax* 54(9):805-12 (1999); soluble latency associated peptides as described in, *e.g.*, Zhang, *J. Invest. Dermatol.* 121(4):713-9 (2003); thrombospondin I inhibitors as described in, *e.g.*, Crawford *et al.*, *Cell* 93:1159-1170 (1998), Riberiro *et al.*, *J. Biol. Chem.* 274:13586-13593 (1999), and Schultz-Cherry *et al.*, *J. Biol. Chem.* 269: 26775-26782 (1994). Suitable β -2 agonists include, *e.g.*, albuterol, bitolterol, formoterol, isoproterenol, levalbuterol, metaproterenol, pirbuterol, salmeterol, and terbutaline. Suitable surfactants include, *e.g.*, exosurf, infasurf, KL-4, pumactant, survanta, venticute, and surfactant TA, as described in Taeusch *et al.*, *Acta Pharmacol Sin* 23 Supplement: 11-15 (2002). Suitable anti-thrombin agents include, *e.g.*, hirudin, Hirulog (Biogen), argatroban (Texas Biotechnology) and efegatran (Lilly) and compounds described in U.S. Patent No. 6,518,244. Suitable thrombin receptor antagonists are described in, *e.g.*, U.S. Patent Nos. 6,544,982; 6,515,023; 6,403,612; 6,399,581; and 5,446,131. Suitable rho kinase inhibitors include, *e.g.*, Y-27632 as described in *e.g.*, Tasaka *et al.*, *Am J Respir Cell Mol Biol.* 2005 Mar 18; [Epub ahead of print], fasudil as described in, *e.g.*, Nishikimi *et al.*, *J Hypertens.* 22(9):1787-96 (2004), 1-(5-isoquinolinesulfonyl)-homopiperazine (HA-1077), (S)-(+)-2-methyl-1-[(4-methyl-5-

isoquinoline)sulfonyl]-homopiperazine (H-1152P) as described in, *e.g.*, Sasaki *et al.*, *Pharmacol Ther.* 93(2-3):225-32 (2002), and additional rho kinase inhibitors as described in, *e.g.*, U.S. Patent Nos. 6,451,825 and 6,218,410 and U.S. Patent Publication Nos. 20050014783 and 20030134775.

5 [0137] In addition, the antagonist of $\alpha\beta 5$ integrin may be administered combination with an adenovirus expressing ATPase as described in U.S. Patent Publication No. 20020192186; with a $\beta 2$ adrenergic receptor as described in U.S. Patent Publication No. 20020004042; with VEGF β antagonists as described in U.S. Patent No. 6,284,751; with lipid peroxidation inhibitors as described in U.S. Patent No. 5,231,114; and with small molecule inhibitors for
10 $\alpha\beta 6$, $\alpha\beta 5$, and $\alpha\beta 3$ integrins as described in, *e.g.*, US Published Patent Application Nos. 2000/40019206, 2004/0019037, 2004/0019035, 2004/0018192, 2004/0010023, 2003/0181440, 2003/0171271, 2003/0139398, 2002/0037889, 2002/0077321, 2002/0072500, U.S. Patent No. 6, 683,051 and Goodman *et al.*, *J. Med Chem.* 45(5):1045-51 (2002).

[0138] The antagonist of $\alpha\beta 5$ integrin (*e.g.*, ALULA, humanized ALULA, or fragments of
15 ALULA) and the second therapeutic agent may be administered simultaneously or sequentially. For example, the antagonist of $\alpha\beta 5$ integrin may be administered first, followed by the second therapeutic agent. Alternatively, the second therapeutic agent may be administered first, followed by the antagonist of $\alpha\beta 5$ integrin. In some cases, the antagonist of $\alpha\beta 5$ integrin and the second therapeutic agent are administered in the same formulation.
20 In other cases the antagonist of $\alpha\beta 5$ integrin and the second therapeutic agent are administered in different formulations. When the antagonist of $\alpha\beta 5$ integrin and the second therapeutic agent are administered in different formulations, their administration may be simultaneous or sequential.

[0139] For administration, the antagonists of $\alpha\beta 5$ integrin and second therapeutic agent
25 can be administered at a rate determined by the combined LD₅₀ of the antagonist and the second therapeutic agent, and the side-effects of the antagonist and the second therapeutic agent at various concentrations, as applied to the mass and overall health of the subject. In some cases, the antagonists of $\alpha\beta 5$ integrin and second therapeutic agent are each administered at a subtherapeutic dose or a therapeutic dose.

30 VII. Kits

[0140] The present invention also provides kits for treating or preventing diseases involving $\alpha\beta 5$ integrin, including, *e.g.*, PE, stroke, myocardial infarction, and cancer (*i.e.*,

angiogenesis). The kits comprise an antagonist of $\alpha\beta5$ integrin (*e.g.*, an antibody that binds to $\alpha\beta5$ integrin, including *e.g.*, ALULA, humanized ALULA, or fragments of ALULA), and antibody that binds to $\beta5$ (*e.g.*, ALULA, humanized ALULA, or fragments of ALULA), and antibody that competes with ALULA) and a second therapeutic agent for treatment of a disease involving $\alpha\beta5$ integrin, including PE. Suitable second therapeutic agents include, *e.g.*, a TGF β pathway inhibitor, activated Protein C, a steroid, GM-CSF, a platelet inhibitor, a diuretic agent; a bronchodilating agent, antibodies that specifically bind to $\alpha\beta5$ integrin or $\beta5$, a second antagonist of $\alpha\beta5$ integrin, antibodies that specifically bind to a $\alpha\beta6$ integrin, antagonists of $\alpha\beta6$ integrin, β -2 agonists, and surfactants. The kits may also comprise written instructions (*e.g.*, a manual) for using the kit.

EXAMPLES

Example 1: Materials and Methods

[0141] Rodent Single Lung Ischemia-Reperfusion Lung Injury Model of PE: Mice or rats undergo lung transplantation, cardiopulmonary bypass, pulmonary thromboendarterectomy, or severe shock. Next ischemia and reperfusion are induced for thirty minutes and three hours, respectively. To induce ischemia, a left thoracotomy is performed by blocking the left hilum (*e.g.*, with umbilical tape) for 30 minutes. To induce reperfusion, the lungs are reinflated with a tidal volume of 12 ml/kg of air and then normal ventilation is resumed. The animals are euthanized after 3 hours and the permeability of each lung is assessed, *e.g.*, by measuring labeled albumin extravasation into the lung, expressed as extravascular pulmonary equivalents (EVPE).

[0142] Rodent Ventilator-Induced Lung Injury Model of PE: Mice or rats are ventilated with normal (6 ml per kg) or high tidal volume (20 ml per kg). Animals are injected with ^{125}I -labeled albumins after 4 hours and then lungs are harvested and EVPE determined.

[0143] Measurement of Extravascular Plasma Equivalents (EVPE): EVPE were measured as described in, *e.g.*, Frank *et al.*, *J. Biol. Chem.*, 278 (45): 43939-43950 (2003)). Briefly, a vascular tracer (*e.g.*, ^{125}I albumin) is injected intraperitoneally into rats two hours before lung harvest. Blood is collected and the lungs are removed. Lung and plasma radioactivity are measured. Hemoglobin concentration is measured in the lung homogenate and in the blood. Lung intravascular radioactivity is calculated multiplying the plasma radioactivity count by the blood volume in the lung.

[0144] Antibodies: ALULA was generated as described below. W6/32, a murine monoclonal antibody W6/32 which specifically binds to HLA A, B, and C was obtained from ATCC. CD-1 WT, a monoclonal antibody that binds to CD-1 was obtained from ATCC.

Example 2: Generation of ALULA, a Murine Monoclonal Antibody That Specifically Binds to $\alpha\text{v}\beta 5$ integrin

[0145] $\alpha\text{v}\beta 5$ knockout mice were immunized with cells expressing a polypeptide comprising an $\alpha\text{v}\beta 5$ integrin sequence. Monoclonal antibodies that specifically bind $\alpha\text{v}\beta 5$ integrin were identified using methods known in the art. More particularly, ALULA which specifically binds to $\beta 5$ was identified. ALULA was deposited with the ATCC on February 13, 2004 and has the following Accession No.: PTA-5817.

Example 3: $\beta 5^{-/-}$ Mice Do Not Develop Lung Injury Associated PE

[0146] $\beta 5^{-/-}$ mice and wild type mice were ventilated as described in Example 1 above to induce PE associated with lung injury and EVPE was determined. In contrast to the wild-type mice, $\beta 5^{-/-}$ mice did not develop PE after ventilation. These results indicate that $\alpha\text{v}\beta 5$ is involved in PE. The results are shown in Figure 1.

Example 4: A Monoclonal Antibody That Specifically Binds to $\beta 5$ Reduces the Severity of Pulmonary Edema Associated With Ischemia Reperfusion

[0147] To determine the role of $\beta 5$ in PE associated with ischemia-reperfusion, rats were given the following treatments and EVPE measurements were taken:

1. No treatment.
2. Intraperitoneal (i.p.) injection 4 μg per gram of W6/32.
3. I.p. 4 μg per gram (i.p.) of ALULA.
4. Ischemia-reperfusion was induced as described in Example 1 above
5. Ischemia-reperfusion was induced and 4 μg per gram of W6/32 was injected intraperitoneally.
6. Ischemia-reperfusion was induced and 4 μg per gram of ALULA was injected intraperitoneally.

[0148] In these experiments, antibodies were injection prior to induction of ischemia-reperfusion.

[0149] Rats that received treatment with ALULA exhibited reduced EVPE (*i.e.*, reduced lung cell permeability) compared to control rats, indicating that a monoclonal antibody that specifically binds to $\beta 5$ can reduce the severity of PE.

[0150] The results are shown in Figure 2.

5 Example 5: A Monoclonal Antibody That Specifically Binds to $\beta 5$ Reduces the Severity of Pulmonary Edema Associated With Lung Injury

[0151] To determine the role of $\beta 5$ in PE associated with lung injury, mice were given the following treatments and EVPE measurements were taken:

1. Normal tidal volume and i.p. injection of 4 μg per gram of CD-1 WT.
- 10 2. High tidal volume and i.p. injection of 4 μg per gram of CD-1 WT.
3. Normal tidal volume and i.p. injection of 4 μg per gram of ALULA.
4. High tidal volume and i.p. injection of 4 μg per gram of ALULA.

[0152] In these experiments, antibodies were injection prior to tidal volume treatments.

[0153] Mice that received treatment with ALULA exhibited reduced EVPE compared to
15 control mice, indicating that a monoclonal antibody that specifically binds to $\beta 5$ can reduce the severity of PE.

[0154] Thus, ALULA is the first monoclonal antibody specific for $\alpha\text{v}\beta 5$ that has been shown to have blocking activity *in vivo* in whole mammals and is the first shown to block increased vascular permeability and the development of alveolar flooding in models of acute
20 lung injury (*i.e.*, PE).

[0155] The results are shown in Figure 3.

Example 6: Antibody ALULA Blocks Binding of the $\alpha\text{v}\beta 5$ Integrin Ligand Vitronectin to Cells Expressing $\alpha\text{v}\beta 5$ Integrin

[0156] SW-480 cells expressing $\alpha\text{v}\beta 5$ integrin are contacted with 0 $\mu\text{g}/\text{ml}$, 0.1 $\mu\text{g}/\text{ml}$, 0.3
25 $\mu\text{g}/\text{ml}$, and 1 $\mu\text{g}/\text{ml}$ of vitronectin in the presence of 0 $\mu\text{g}/\text{ml}$, 0.3 $\mu\text{g}/\text{ml}$, 1 $\mu\text{g}/\text{ml}$, and 10 $\mu\text{g}/\text{ml}$ of ALULA. A monoclonal antibody (*i.e.*, Y9A2) specific for $\alpha 9\beta 1$ integrin is used as a negative control. ALULA blocks binding of the $\alpha\text{v}\beta 5$ integrin ligand, vitronectin, to the cells. The results are shown in Figure 4.

[0157] The above examples are provided to illustrate the invention but not to limit its
30 scope. Other variants of the invention will be readily apparent to one of ordinary skill in the art and are encompassed by the appended claims. All publications, databases, patents, patent

WO 2005/094391

PCT/US2005/011222

applications, and accession nos. cited herein are hereby incorporated by reference in their entirety for all purposes.

The claims defining the invention are as follows:

1. A method of treating pulmonary edema in a human subject in need thereof, the method comprising administering to the subject a therapeutic amount of an antibody that specifically binds to $\alpha v\beta 5$.

2. A method of preventing pulmonary edema in a human subject in need thereof, the method comprising administering to the subject a therapeutic amount of an antibody that specifically binds to $\alpha v\beta 5$.

3. The method of claim 1 or 2, wherein the antibody is a humanized antibody.

4. The method of claim 1 or 2, wherein the antibody is selected from the group consisting of a scFv, a Fab, and a (Fab')₂.

5. The method of any one of claims 1 to 4, wherein the antibody competes with ALULA (ATCC Deposit No. PTA-5817) for specific binding to $\alpha v\beta 5$ integrin.

6. The method of any one of claims 1 to 4, wherein the antibody is produced by the hybridoma deposited at ATCC Deposit No. PTA-5817.

7. The method of any one of claims 1 to 4, wherein the antibody is a humanized form of the antibody produced by the hybridoma deposited at ATCC Deposit No. PTA-5817.

8. The method of any one of claims 1 to 4, wherein the antibody comprises the heavy and light chain complementarity determining regions of an antibody produced by the hybridoma deposited at ATCC Deposit No. PTA-5817.

9. The method of any one of claims 1 to 8, wherein the administration is selected from the group consisting of intravenous administration, intra-nasal administration, and intra- bronchial administration.

10. The method of any one of claims 1 to 9, further comprising administering a second therapeutic agent for treating or preventing acute lung injury to the subject.

(6591801_1).GGG

11. The method of claim 10, wherein the second therapeutic agent is selected from the group consisting of a TGF β pathway inhibitor, activated Protein C, a steroid, GM-CSF, a platelet inhibitor, a diuretic agent; a bronchodilating agent, an antibody that binds to $\alpha\text{v}\beta 5$ integrin, an antibody that binds to $\beta 5$, a second antagonist of $\alpha\text{v}\beta 5$ integrin, an antagonist of $\alpha\text{v}\beta 6$ integrin, a β -2 agonist, and a surfactant.

12. An isolated antibody produced by the hybridoma deposited at ATCC Deposit No. PTA-5817.

13. An isolated antibody that specifically binds to $\alpha\text{v}\beta 5$ integrin, wherein the antibody is a humanized form of the antibody produced by the hybridoma deposited at ATCC Deposit No. PTA-5817.

14. An isolated antibody that specifically binds to $\alpha\text{v}\beta 5$ integrin, comprising the heavy and light chain complementarity determining regions of an antibody produced by the hybridoma deposited at ATCC Deposit No. PTA-5817.

15. The antibody of any one of claims 12 to 14, wherein the antibody is selected from the group consisting of a scFv, a Fab, and a (Fab')₂.

16. A pharmaceutical composition comprising a pharmaceutically acceptable excipient and the antibody of any one of claims 12 to 15.

17. The pharmaceutical composition of claim 16, further comprising a second therapeutic agent for treating or preventing acute lung injury.

18. The pharmaceutical composition of claim 17, wherein the second therapeutic agent is selected from the group consisting of a TGF β pathway inhibitor, activated Protein C, a steroid, GM-CSF, a platelet inhibitor, a diuretic agent; a bronchodilating agent, an antibody that binds to $\alpha\text{v}\beta 5$ integrin, an antibody that binds to $\beta 5$, a second antagonist of $\alpha\text{v}\beta 5$ integrin, an antagonist of $\alpha\text{v}\beta 6$ integrin, a β -2 agonist, and a surfactant.

19. A kit for treating or preventing pulmonary edema comprising the antibody of any one of claims 12 to 15.

20. The kit of claim 19, comprising a second therapeutic agent, wherein the second therapeutic agent is selected from the group consisting of a TGF β pathway

inhibitor, activated Protein C, a steroid, GM-CSF, a platelet inhibitor, a diuretic agent; a bronchodilating agent, an antibody that binds to $\alpha\beta 5$ integrin, an antibody that binds to $\beta 5$, a second antagonist of $\alpha\beta 5$ integrin, an antagonist of $\alpha\beta 6$ integrin, a β -2 agonist, and a surfactant.

5 21. A hybridoma deposited under ATCC Deposit No. PTA-5817.

 22. A method of making an antibody that specifically binds to $\alpha\beta 5$ integrin comprising culturing the hybridoma of claim 21.

Dated 9 August, 2012

The Regents of the University of California

10 **Patent Attorneys for the Applicant/Nominated Person**
 SPRUSON & FERGUSON

2005229015 09 Aug 2012

1/4

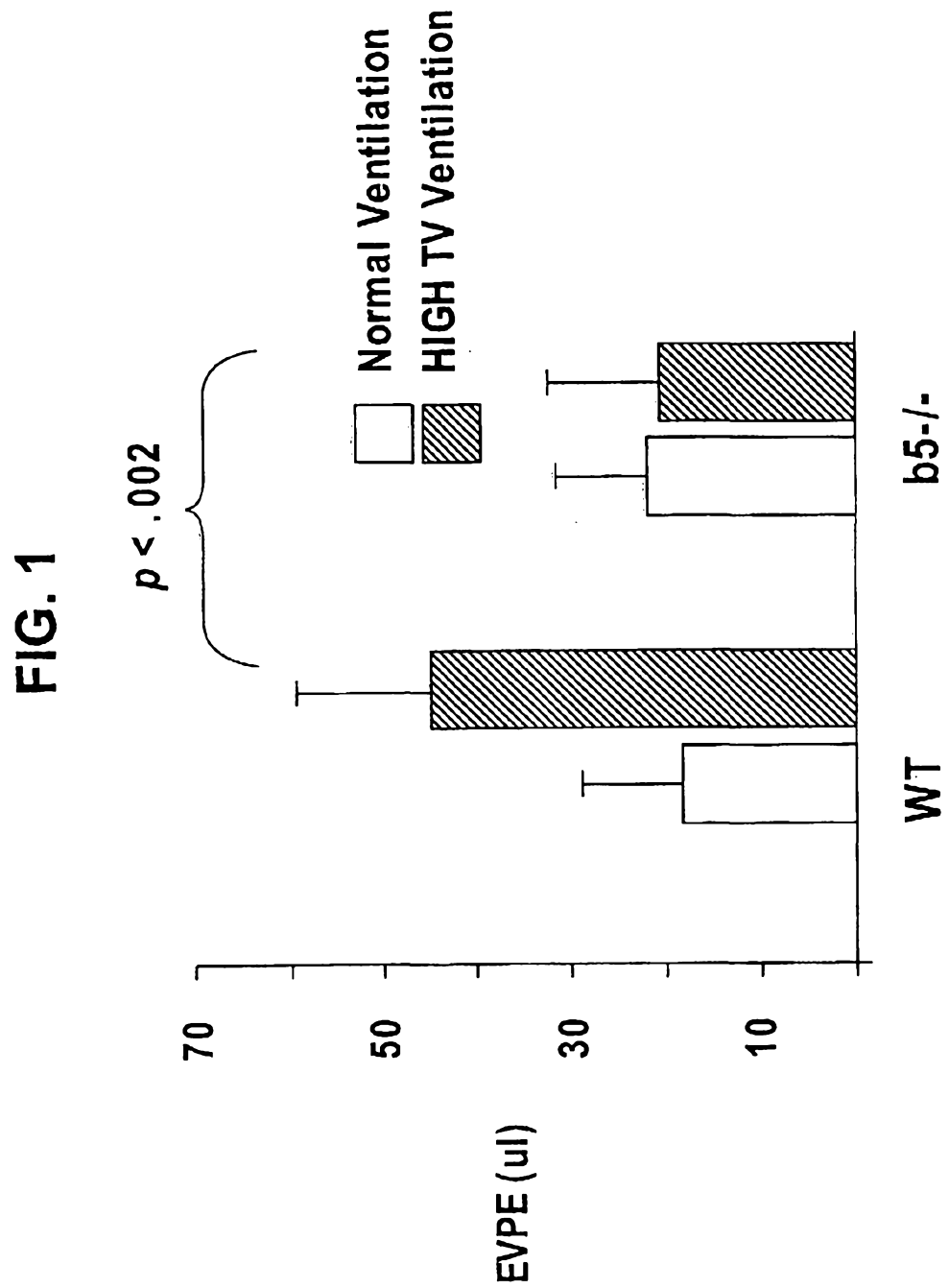
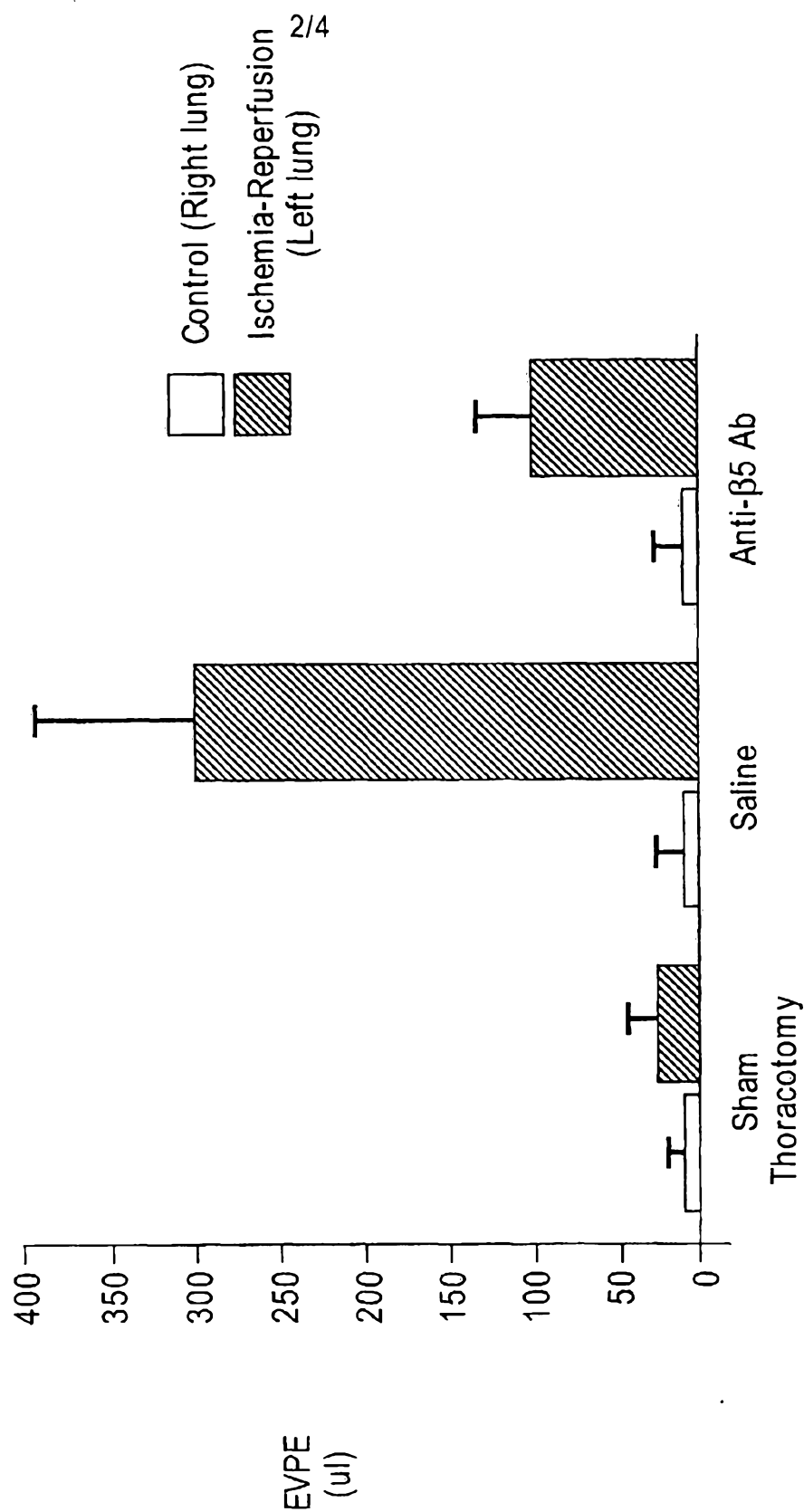
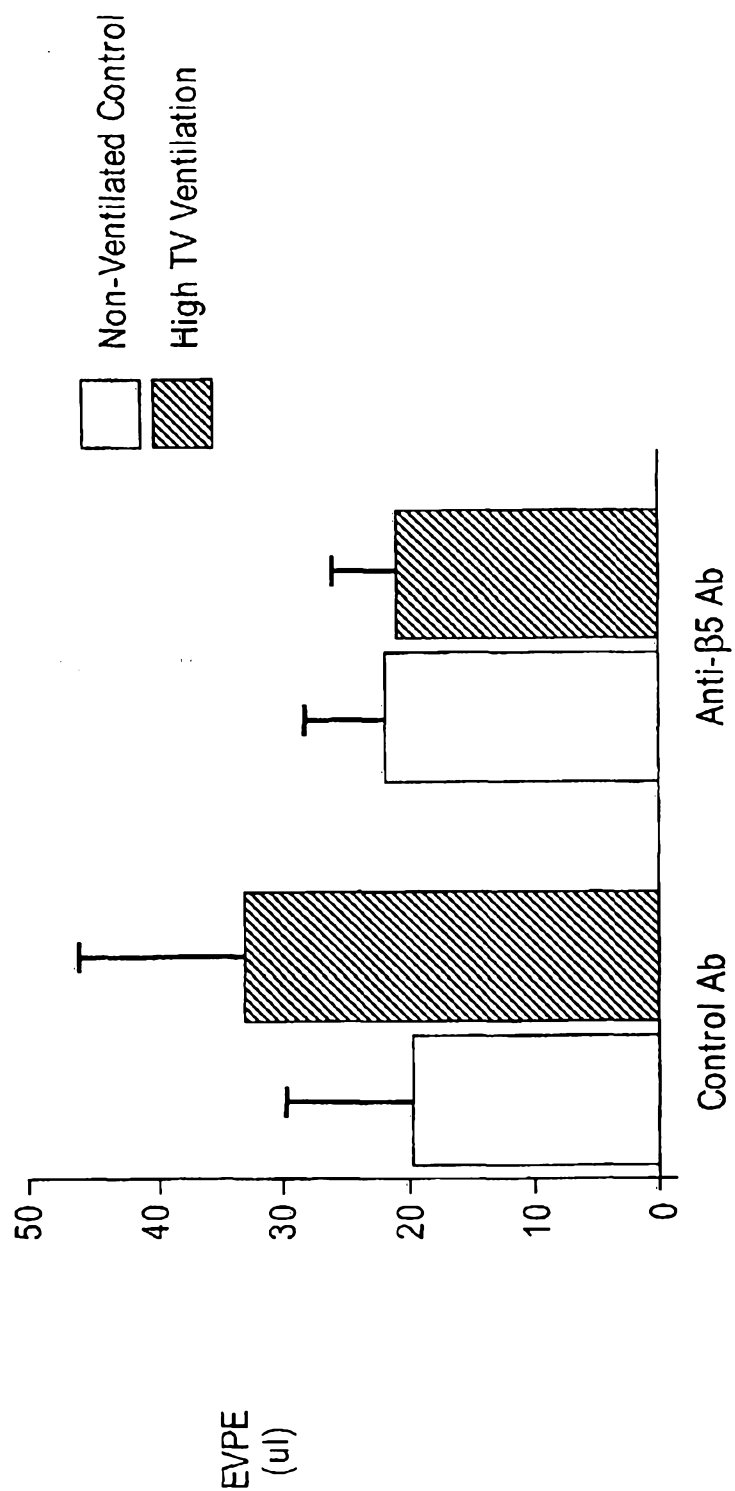


FIG. 2



3/4

FIG. 3



4/4

FIG. 4