



US00D888586S

(12) **United States Design Patent**
Logue

(10) **Patent No.:** **US D888,586 S**

(45) **Date of Patent:** **** Jun. 30, 2020**

(54) **MEASURING CUP**

CPC A47G 21/00; A47G 21/02; A47G 21/023;
A47G 21/04; A47J 43/28; A47J 43/281;
A47J 43/288; A47J 43/1087; G01F
19/00-007

(71) Applicant: **LOGUE AND CO. PTY LTD., AS TRUSTEE FOR A.T. & L.M. LOGUE FAMILY TRUST**, Yowie Bay, NSW (AU)

See application file for complete search history.

(72) Inventor: **Anthony Thomas Logue**, Yowie Bay (AU)

(56) **References Cited**

U.S. PATENT DOCUMENTS

(73) Assignee: **LOGUE AND CO. PTY LTD., AS TRUSTEE FOR A.T. & L.M. LOGUE FAMILY TRUST**, Yowie Bay, NSW (AU)

202,268 A 4/1878 Keller
397,885 A * 2/1889 Abbe A47G 21/04
30/327

(Continued)

Primary Examiner — Brett Miller

(**) Term: **15 Years**

(74) *Attorney, Agent, or Firm* — Sughrue Mion, PLLC

(21) Appl. No.: **29/625,558**

(57) **CLAIM**

The ornamental design for a measuring cup, as shown and described.

(22) Filed: **Nov. 10, 2017**

DESCRIPTION

Related U.S. Application Data

(62) Division of application No. 29/564,458, filed on May 13, 2016, now Pat. No. Des. 843,855.

FIG. 1 is a front perspective view of a first exemplary embodiment of my design;
FIG. 2 is a front view thereof;
FIG. 3 is rear view thereof;
FIG. 4 is right side view thereof;
FIG. 5 is left side view thereof;
FIG. 6 is top view thereof;
FIG. 7 is bottom view thereof;
FIG. 8 is a front perspective view of a second exemplary embodiment of my design;
FIG. 9 is a front view thereof;
FIG. 10 is rear view thereof;
FIG. 11 is right side view thereof;
FIG. 12 is left side view thereof;
FIG. 13 is top view thereof; and,
FIG. 14 is bottom view thereof.

(30) **Foreign Application Priority Data**

Nov. 15, 2015 (AU) 16128/2015
Nov. 15, 2015 (AU) 16129/2015
Nov. 15, 2015 (AU) 16130/2015
Nov. 15, 2015 (AU) 16131/2015
Nov. 15, 2015 (AU) 16132/2015


The broken lines shown in the drawings represent portions of the measuring cup which form no part of the claimed design.

(51) **LOC (12) Cl.** **10-04**

(52) **U.S. Cl.**
USPC **D10/46.2; D7/395**

(58) **Field of Classification Search**
USPC D8/107, 308; D7/393, 401.2, 653, 395,
D7/642, 664, 649, 643, 688-692, 695;
D9/455; D10/46.2, 46.3; D4/138;
D28/48

1 Claim, 8 Drawing Sheets



(56)

References Cited

U.S. PATENT DOCUMENTS

433,276	A *	7/1890	Decker	A47G 21/04	D326,816	S	6/1992	Abrams	
					30/327	D332,577	S	1/1993	Peterson	
512,162	A *	1/1894	Cuddy	A47G 21/02	5,337,879	A	5/1994	Fischer	
					7/112	5,330,081	A	7/1994	Davenport	
535,125	A	3/1895	Vincent			D366,840	S	2/1996	Schagerstrom et al.	
1,406,135	A *	2/1922	Abrell	A47G 21/04	D402,168	S *	12/1998	Joergensen D7/691
					30/327	D419,090	S	1/2000	Folos et al.	
1,419,580	A	6/1922	Molinari			D499,023	S	11/2004	Amos et al.	
RE15,680	E *	8/1923	Small	A47G 21/023	D525,549	S	7/2006	Crewz	
					30/129	D612,237	S	3/2010	Richey	
1,648,512	A	11/1927	Stock			D686,076	S	7/2013	Traxler	
2,133,318	A	10/1938	Arato et al.			D703,564	S	4/2014	Steffahn	
2,274,219	A *	2/1942	Seller	A47G 21/145	D720,241	S	12/2014	Logue	
					24/3.9	D723,342	S *	3/2015	Donovan D7/401.2
2,317,046	A	4/1943	Fleming			D723,869	S *	3/2015	Joseph D7/401.2
2,678,142	A	5/1954	Creed			D730,730	S	6/2015	Haley et al.	
3,045,723	A	7/1962	Gainor			D741,645	S	10/2015	Lau	
3,059,252	A *	10/1962	Comeau	A47J 43/281	D747,935	S *	1/2016	Schock D7/642
					30/147	D777,031	S	1/2017	Katopis	
D197,025	S	12/1963	Marcus			D781,645	S	3/2017	Lau	
4,105,142	A	8/1978	Morris, Jr.			D839,691	S *	2/2019	Fleming D7/688
D252,371	S	7/1979	Folli			2003/0110644	A1 *	6/2003	Miller A47G 21/02
D276,555	S	11/1984	Noble							30/322
D311,321	S *	10/1990	Jans	D8/308	2004/0140315	A1	7/2004	Reinoso	
						2005/0173467	A1 *	8/2005	Pickering, Jr. G01F 19/002
										222/460
						2015/0284150	A1	10/2015	Doubles et al.	

* cited by examiner




FIG. 1




FIG. 2




FIG. 3




FIG. 4




FIG. 5

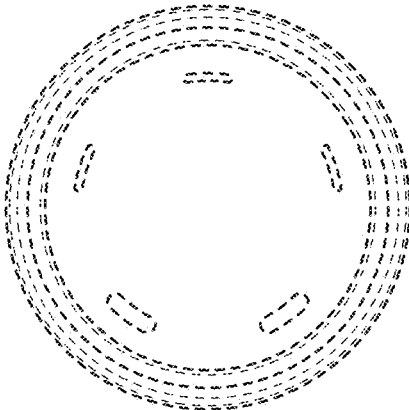


FIG. 6

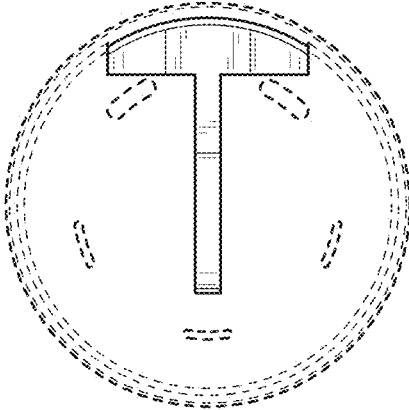


FIG. 7

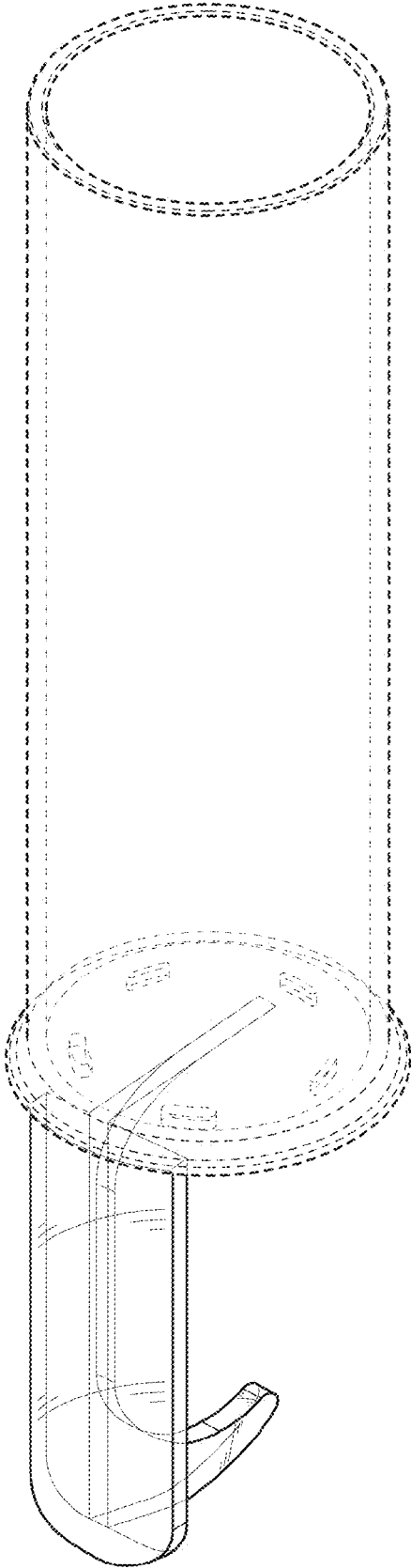


FIG. 8




FIG. 9




FIG. 10




FIG. 11




FIG. 12

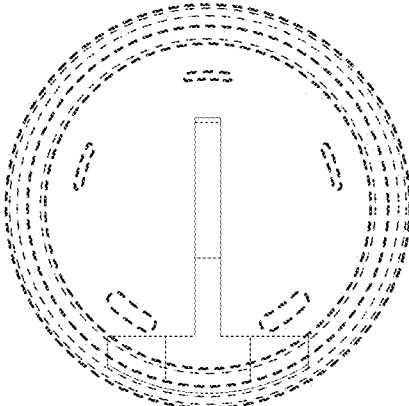


FIG. 13

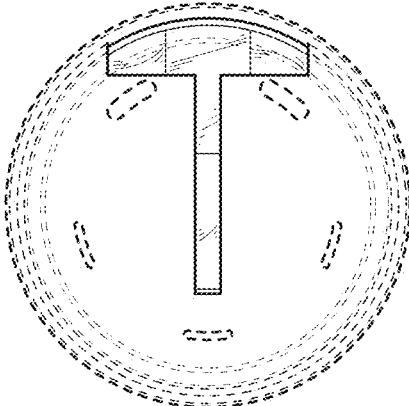


FIG. 14