

R. T. SULLIVAN.

Apparatus for Preventing a Person While Asleep from Turning on his Back.

No. 132,500.

Patented Oct. 22, 1872.

Fig 1.

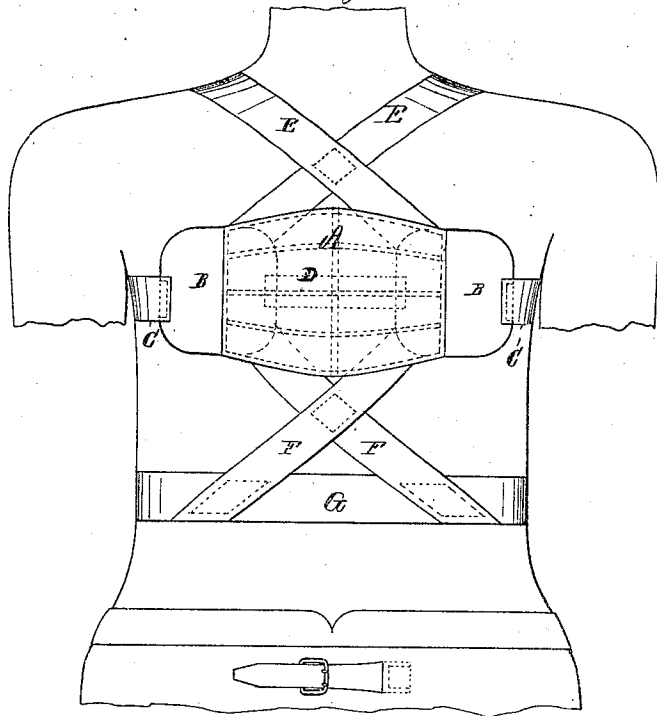
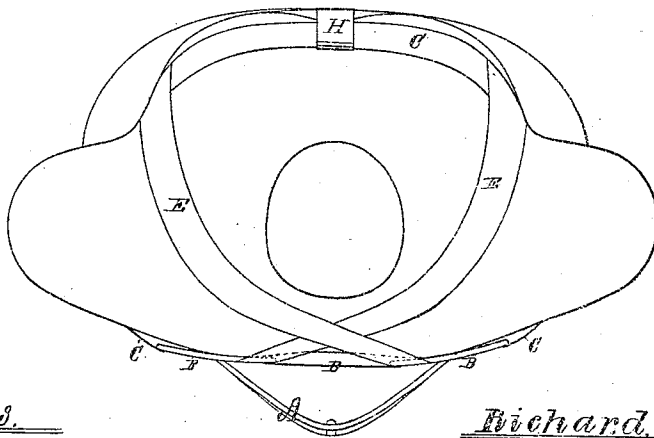


Fig 2.



Witnesses.

J. V. Piper  
L. A. Moller

Richard T. Sullivan.

by his attorney  
N. H. Sney

R. T. SULLIVAN.

Apparatus for Preventing a Person While Asleep from Turning on his Back.

No. 132,500.

Patented Oct. 22, 1872.

Fig. 3.

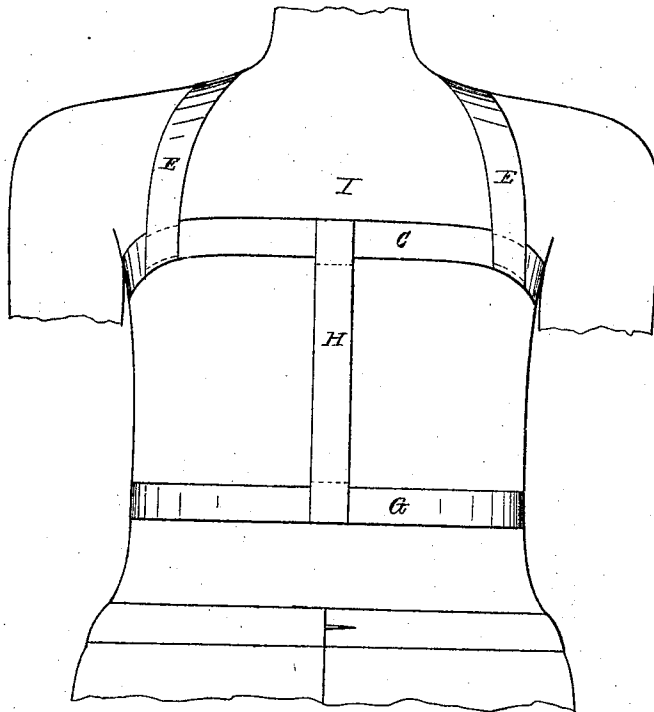
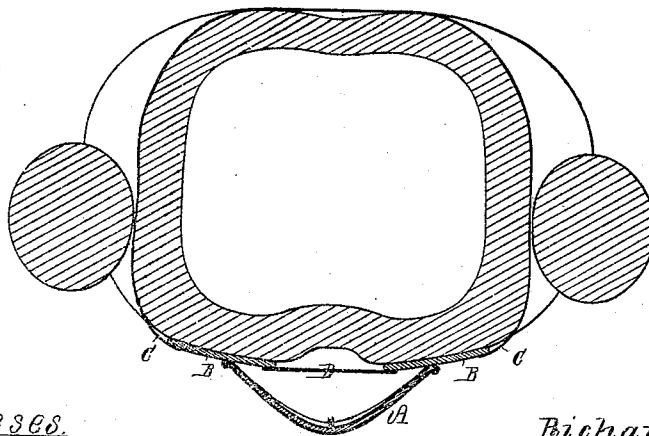


Fig. 4.



Witnesses

S. W. Piper

L. A. Miller

Richard T. Sullivan

by his attorney

R. H. Eddy

# UNITED STATES PATENT OFFICE.

RICHARD T. SULLIVAN, OF NEEDHAM, MASSACHUSETTS.

APPARATUS FOR PREVENTING A PERSON WHILE ASLEEP FROM TURNING ON HIS BACK.

Specification forming part of Letters Patent No. 132,500, dated October 22, 1872.

*To all whom it may concern:*

Be it known that I, RICHARD T. SULLIVAN, of Needham, of the county of Norfolk and State of Massachusetts, have invented a new and useful Apparatus for Preventing a Person while Asleep from Turning upon his Back; and I do hereby declare the same to be fully described in the following specification, and represented in the accompanying drawing, of which—

Figure 1 is a rear elevation; Fig. 2, a top view; Fig. 3, a front elevation; and Fig. 4, a horizontal section of it as applied to the body of a person.

It is well known that it is often dangerous, or attended with great inconvenience, to plethoric persons or others to "sleep on the back."

The object of the invention is, therefore, to prevent a person while asleep from turning over so as to rest or lie upon his back; and practice has proved the apparatus of the undersigned a sure preventive for such purpose. It may be worn without inconvenience, and though not allowing a party to rest directly on the back, will admit of his taking an easy position when reposing on either side.

In the drawing, A denotes an arch sprung from two flat abutments or shoulder-pads or bearers, B B, the arch being composed, generally, of a frame of wire covered with cloth or other proper material. The shoulder-pads are to rest against the clothing when covering the shoulder-blades of the wearer, and each of such pads may be composed of a metallic or other proper foundation covered with cloth or other suitable material, and padded on the inner surface if necessary. From each of the shoulder-pads B B a strap, C, is extended so as to go around the body underneath the armpits, the two straps being hooked or buckled together at their junction on the breast. These straps I term the "breast-straps." The two abutments or shoulders B B I connect by an intermediate band or strap, D, going from one to the other in order to prevent the arch from

spreading lengthwise. From the upper parts of the abutments or shoulder-pads B B I extend two straps, E E, so as to cross one another below the neck of the wearer, extend over the shoulders, and be fastened to the "breast-straps" C C. Two other such straps, F F, crossing one another, I extend down from the abutment-pads B B to and fasten to a strap, G, to go around and buckle or hook, or otherwise connect, at the waist of the wearer; and there may be a strap, H, to extend down from one of the breast-straps to the waist-strap, all being as shown in the drawing, in which I denotes the trunk of a person with the apparatus applied thereto.

It will be seen that the system of dorsal, shoulder, and waist straps operate to hold the arch and its abutment-pads in their normal or correct positions on the body of the wearer—that is, they prevent such from getting out of place either upward, downward, or laterally relatively to the body. The dorsal arch, projecting as it will from the back, will serve as an impediment to a person resting or turning upon his back while asleep or in bed.

In the above-described apparatus, I claim as my invention as follows—

1. The dorsal arch A and the abutments or shoulder-bearings B B, arranged as and for use as set forth.

2. The dorsal arch A, the shoulder-bearings B B, and the connection D, combined and arranged substantially in manner and for use as specified.

3. The combination of the dorsal arch A and shoulder-bearings B B or their equivalent with the shoulder, breast, dorsal, and waist straps E C F G, all being substantially as, and to operate as and for the purpose as explained.

RICHARD T. SULLIVAN.

Witnesses:

R. H. EDDY,  
S. N. PIPER.