



US00D760180S

(12) **United States Design Patent**  
**Dempster et al.**

(10) **Patent No.:** **US D760,180 S**  
(45) **Date of Patent:** **\*\* Jun. 28, 2016**

(54) **HEXCELL CHANNEL ARRANGEMENT FOR USE IN A BOAT FOR A DEPOSITION APPARATUS**

(71) Applicant: **H<sub>2</sub>O, Inc.**, Draper, UT (US)

(72) Inventors: **James Dempster**, Reno, NV (US);  
**Jason Maynard**, Salt Lake City, UT (US)

(73) Assignee: **H<sub>2</sub>O, INC.**, Draper, UT (US)

(\*\*) Term: **14 Years**

(21) Appl. No.: **29/482,760**

(22) Filed: **Feb. 21, 2014**

(51) **LOC (10) Cl.** ..... **13-03**

(52) **U.S. Cl.**  
USPC ..... **D13/182**

(58) **Field of Classification Search**  
USPC ..... D13/182; 118/500, 728, 729;  
156/345.53; 279/128; 361/234;  
451/287, 288, 289

CPC ..... B05B 13/0285; B05B 13/0292; B05B 13/0221; B05B 13/0228; B05B 13/0235; B05B 13/0242; C23C 14/50; C23C 14/505; C23C 16/4585; C23C 16/4587; C23C 16/4588; C23C 16/4581; C23C 16/4582; C23C 16/4584; C23C 16/4583; B05C 13/00; B05C 13/02; B05C 13/025; H01L 21/6836; H01L 21/6838; B24B 37/27; B24B 37/30; B24B 37/26; B24B 37/04; B24B 53/12; B24B 53/14

See application file for complete search history.

(56) **References Cited**

**U.S. PATENT DOCUMENTS**

4,303,694 A 12/1981 Bois  
D378,675 S \* 4/1997 Iwai ..... D13/182  
D378,823 S \* 4/1997 Watanabe et al. .... D15/140  
5,904,958 A 5/1999 Dick et al.

D494,552 S \* 8/2004 Tezuka et al. .... D13/182  
7,115,984 B2 \* 10/2006 Poo et al. .... 257/698  
D544,452 S \* 6/2007 Nakamura et al. .... D13/182  
7,462,094 B2 \* 12/2008 Yoshida et al. .... 451/41  
7,705,430 B2 \* 4/2010 Sekiya ..... 257/619  
D637,166 S \* 5/2011 Kuzuoka ..... D13/180  
D638,382 S \* 5/2011 Kuzuoka ..... D13/180  
D638,383 S \* 5/2011 Kuzuoka ..... D13/180  
D643,820 S \* 8/2011 Kuzuoka ..... D13/180  
D651,991 S \* 1/2012 Nishiguchi et al. .... D13/182  
D651,992 S \* 1/2012 Nishiguchi et al. .... D13/182  
D674,759 S \* 1/2013 Chang et al. .... D13/182  
D684,551 S \* 6/2013 Nguyen ..... D13/182  
D686,175 S \* 7/2013 Gurary et al. .... D13/182  
D686,582 S \* 7/2013 Krishnan et al. .... D13/182  
D690,671 S \* 10/2013 Gurary et al. .... D13/182  
8,551,864 B2 \* 10/2013 Hatsukawa ..... 438/462  
8,558,371 B2 \* 10/2013 Hong et al. .... 257/704

(Continued)

*Primary Examiner* — Elizabeth J Oswecki

(74) *Attorney, Agent, or Firm* — Stephen Kenny; Walter M. Egbert, III; Foley Hoag LLP

(57) **CLAIM**

The ornamental design for a hexcell channel arrangement for use in a boat for a deposition apparatus, as shown and described.

**DESCRIPTION**

FIG. 1 is a perspective view of a hexcell channel arrangement for use in a boat for a deposition apparatus showing our new design;

FIG. 2 is a top view thereof;

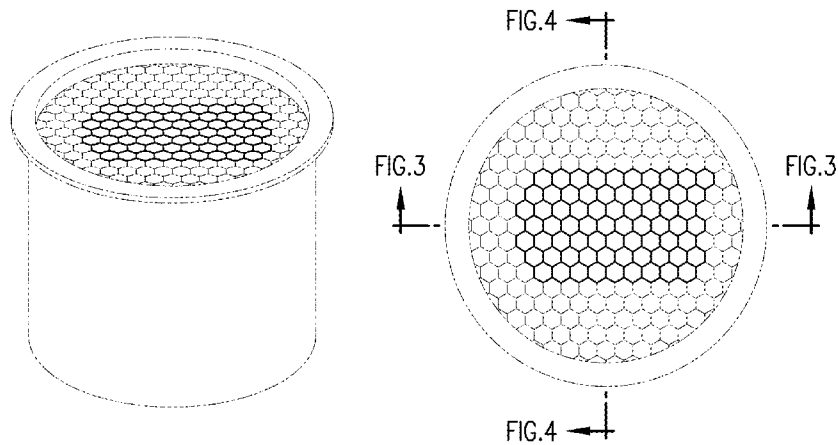
FIG. 3 is a cross sectional view thereof, taken along line 3-3 of FIG. 2;

FIG. 4 is a cross sectional view thereof, taken along line 4-4 of FIG. 2; and,

FIG. 5 is a bottom view thereof.

The dash-dot-dashed broken lines represent the boundary lines of the claimed design and the even dashed broken lines represent unclaimed subject matter that forms no part of the claimed design. All surfaces not shown form no part of the claimed design.

**1 Claim, 2 Drawing Sheets**



(56)

**References Cited**

U.S. PATENT DOCUMENTS

D695,241 S *	12/2013	Gurary et al. ....	D13/182	D704,155 S *	5/2014	Chang et al. ....	D13/182
D695,242 S *	12/2013	Gurary et al. ....	D13/182	D716,742 S *	11/2014	Jang et al. ....	D13/182
D697,038 S *	1/2014	Matsumoto et al. ....	D13/182	D720,313 S *	12/2014	Flynn et al. ....	D13/182
D703,162 S *	4/2014	Tamaso .....	D13/182	D724,553 S *	3/2015	Choi et al. ....	D13/182
				2005/0170616 A1 *	8/2005	Murata et al. ....	438/463
				2010/0081104 A1	4/2010	Hein et al.	
				2011/0111593 A1 *	5/2011	Kanno .....	438/689

\* cited by examiner

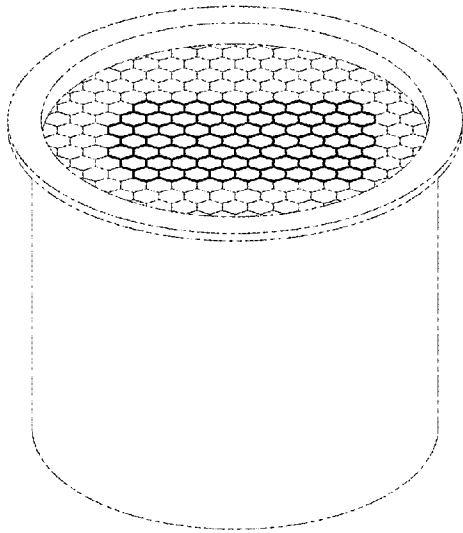


FIG. 1

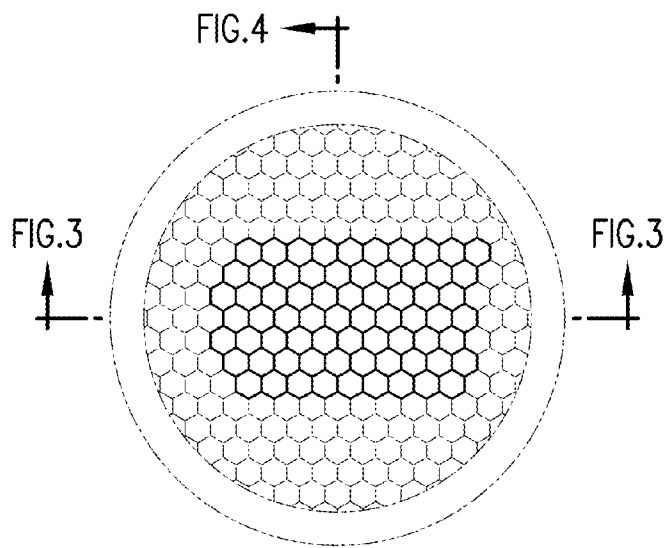


FIG. 2

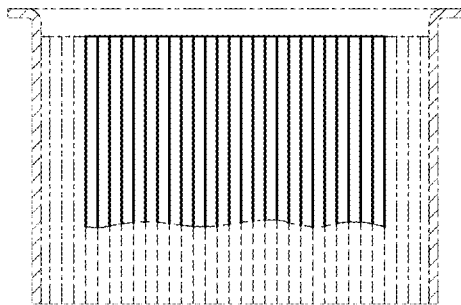


FIG. 3

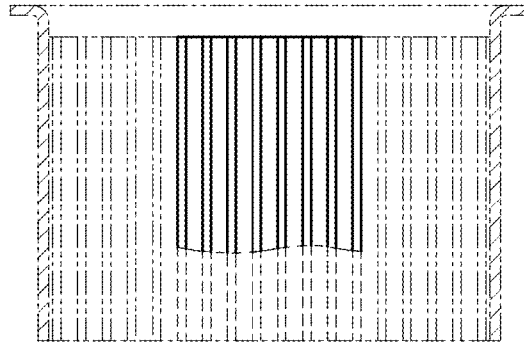


FIG. 4

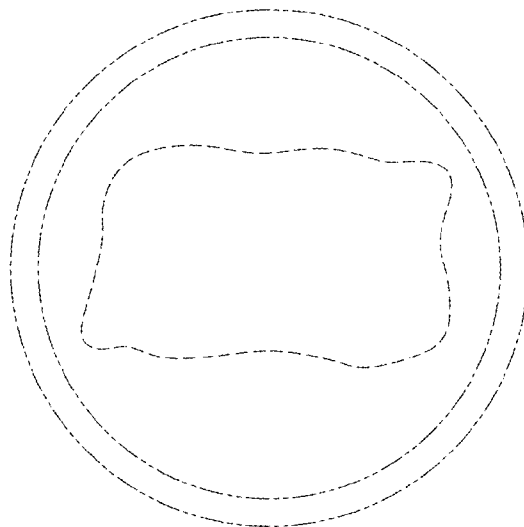


FIG. 5