



US00D772600S

(12) **United States Design Patent** (10) **Patent No.:** **US D772,600 S**
Bean (45) **Date of Patent:** **** Nov. 29, 2016**

- (54) **ATTACHABLE TOWELETTE DISPENSING UNIT**
- (71) Applicant: **Stephen D. Bean**, Rochester, NY (US)
- (72) Inventor: **Stephen D. Bean**, Rochester, NY (US)
- (**) Term: **14 Years**
- (21) Appl. No.: **29/506,239**
- (22) Filed: **Oct. 14, 2014**

5,868,346 A	2/1999	Cobos	
D424,277 S *	5/2000	Claffey-Koller	D99/31
6,098,836 A	8/2000	Gottselig	
6,189,730 B1	2/2001	McClymonds	
6,213,424 B1	4/2001	Helfer-Grand	
D453,084 S *	1/2002	Lange	D6/519
D458,066 S *	6/2002	Ong	D6/518
D460,303 S *	7/2002	Ong	D6/518
D460,889 S *	7/2002	Ong	D6/518
D462,214 S *	9/2002	Ong	D6/518
D464,513 S *	10/2002	Ong	D6/518

(Continued)

Primary Examiner — David Muller
Assistant Examiner — Nathan Johnston
 (74) *Attorney, Agent, or Firm* — Robert C. Montgomery;
 Montgomery Patent & Design LP.

Related U.S. Application Data

- (63) Continuation of application No. 12/889,194, filed on Sep. 23, 2010, now abandoned.

- (51) **LOC (10) Cl.** **23-02**
- (52) **U.S. Cl.**
USPC **D6/522**

- (58) **Field of Classification Search**
USPC D6/515–524, 545–550; 108/28–29;
211/13.1, 16, 60.1, 86.01, 87.01,
211/88.01, 88.04, 100, 105.1, 105.2, 123,
211/181.1, 182, 85.5, 59.2; 248/175, 176.1,
248/251, 302; 16/110.1, 415; 242/570, 590,
242/595–598, 597.7, 270, 159, 160.2, 550,
242/560, 594, 59, 588, 598.3, 598.65;
D8/300, 303, 315–321; 220/216;
D3/201; 206/389, 391, 407, 409;
312/34.1, 34.8; 221/92, 97, 185, 282,
221/284
CPC A47K 10/38; A47K 2010/3266;
A47K 2010/3253; A47K 10/421; B65D
83/0805

See application file for complete search history.

(56) **References Cited**

U.S. PATENT DOCUMENTS

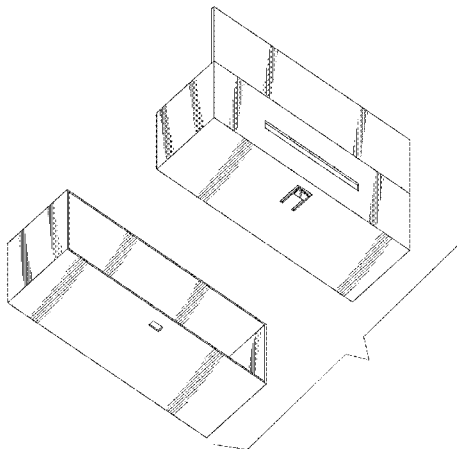
- 3,791,601 A * 2/1974 Broden A47K 10/3827
206/409
- 5,505,305 A * 4/1996 Scholz A61F 13/041
206/438
- D399,648 S * 10/1998 Hilton D3/201

(57) **CLAIM**
 The ornamental design for an attachable towelette dispensing unit, as shown and described.

DESCRIPTION

FIG. 1 is a perspective front view of the attachable towelette dispensing unit with the interior towelette container being separated from the exterior attachable towelette dispensing unit housing, showing my new design;
 FIG. 2 is a perspective rear view thereof;
 FIG. 3 is a front view thereof;
 FIG. 4 is a rear view thereof;
 FIG. 5 is a left side view with the right side view being a mirror image thereof;
 FIG. 6 is a top side view thereof;
 FIG. 7 is a bottom side view thereof;
 FIG. 8 is a perspective front view of the interior towelette container being fully inserted into the exterior attachable towelette dispensing unit housing thereof; and,
 FIG. 9 is a perspective rear view of the interior towelette container being fully inserted into the exterior attachable towelette dispensing unit housing thereof.
 The broken line showing of attachable towelette dispensing unit is included for the purpose of illustrating portions of the “article” and forms no part of the claimed design.

1 Claim, 9 Drawing Sheets



(56)

References Cited

U.S. PATENT DOCUMENTS

6,749,148	B2	6/2004	Helfer-Grand	
6,889,949	B2	5/2005	Sears et al.	
D514,928	S *	2/2006	Keberlein	206/233
D561,989	S *	2/2008	Jones	D3/201
7,661,553	B2 *	2/2010	Zeiron	A47K 10/427
				221/305
D611,744	S *	3/2010	Mayer	D6/518
D631,268	S *	1/2011	Yang	D6/518
D634,954	S *	3/2011	Montoya	D6/523
D635,805	S *	4/2011	Pleyber	D6/518
D658,414	S *	5/2012	Renzelman	D6/523
D678,655	S *	3/2013	Farentinos	D99/33

D681,305	S *	4/2013	Farentinos	D99/33
8,418,879	B2 *	4/2013	Sherman	A47K 10/42
				221/130
8,602,258	B2 *	12/2013	Long	B65D 83/0805
				221/305
2001/0052477	A1 *	12/2001	McNeill	B65D 83/0805
				206/494
2002/0043537	A1 *	4/2002	Serbiak	A47K 10/421
				221/33
2003/0116582	A1	6/2003	Tosdale	
2004/0245267	A1 *	12/2004	Mitchell	A47K 10/42
				221/33
2010/0200439	A1 *	8/2010	Laney	B65D 83/0888
				206/233

* cited by examiner

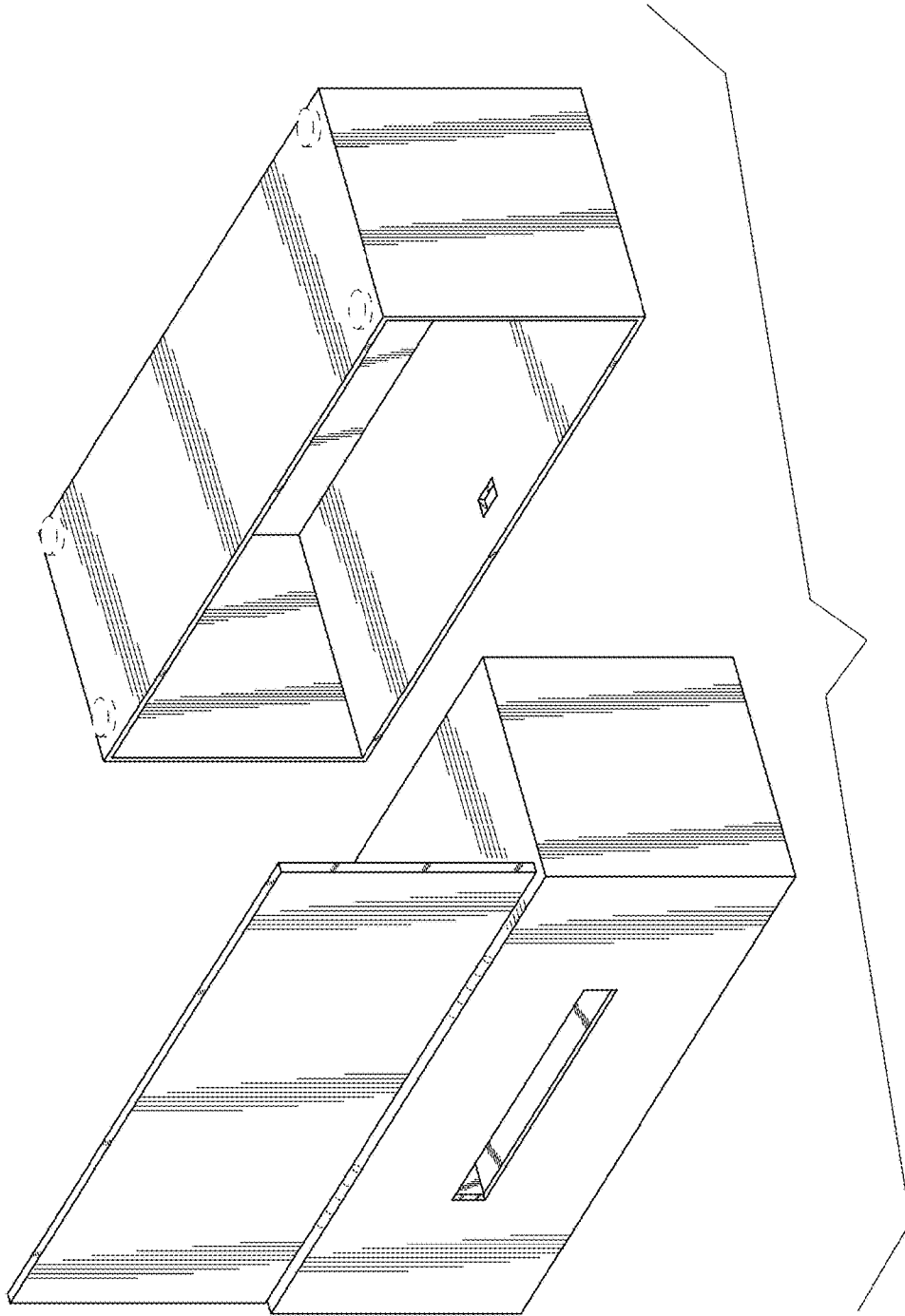


Fig. 1

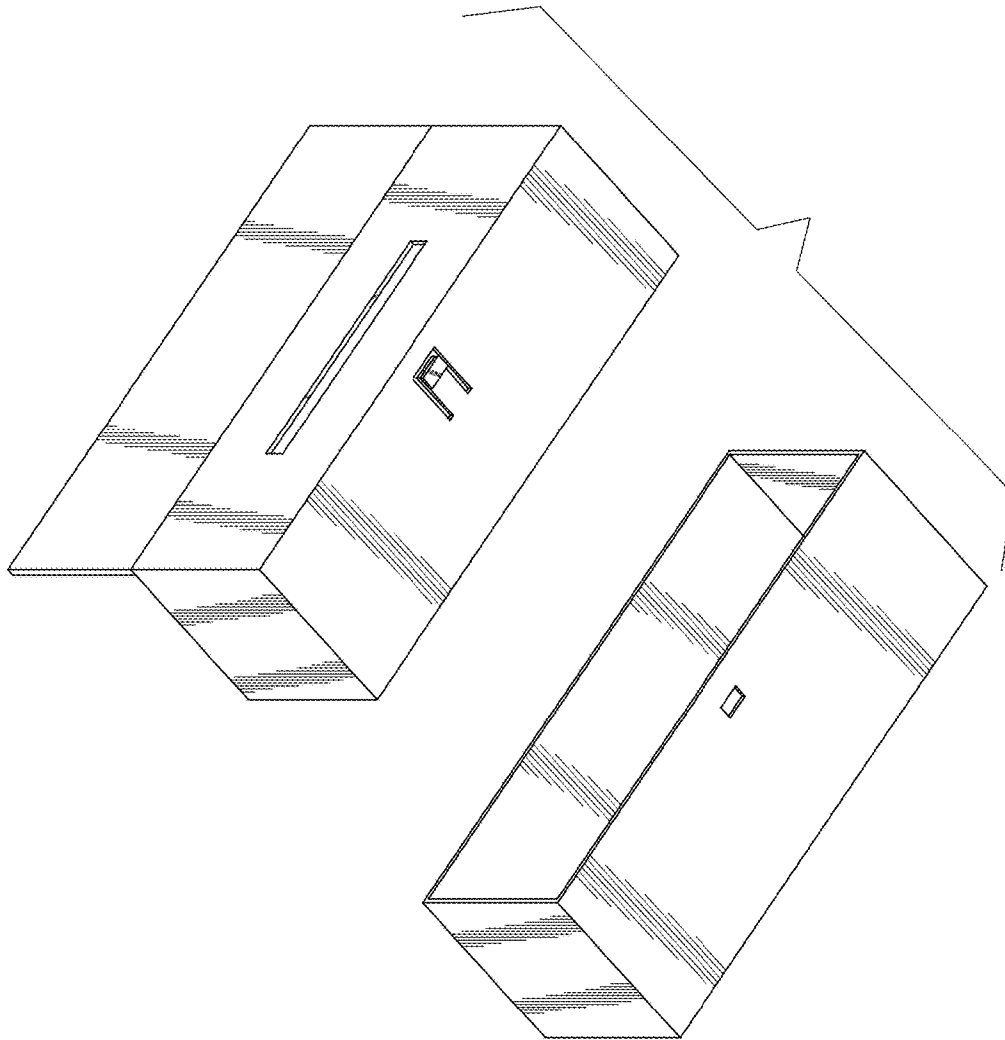


Fig. 2

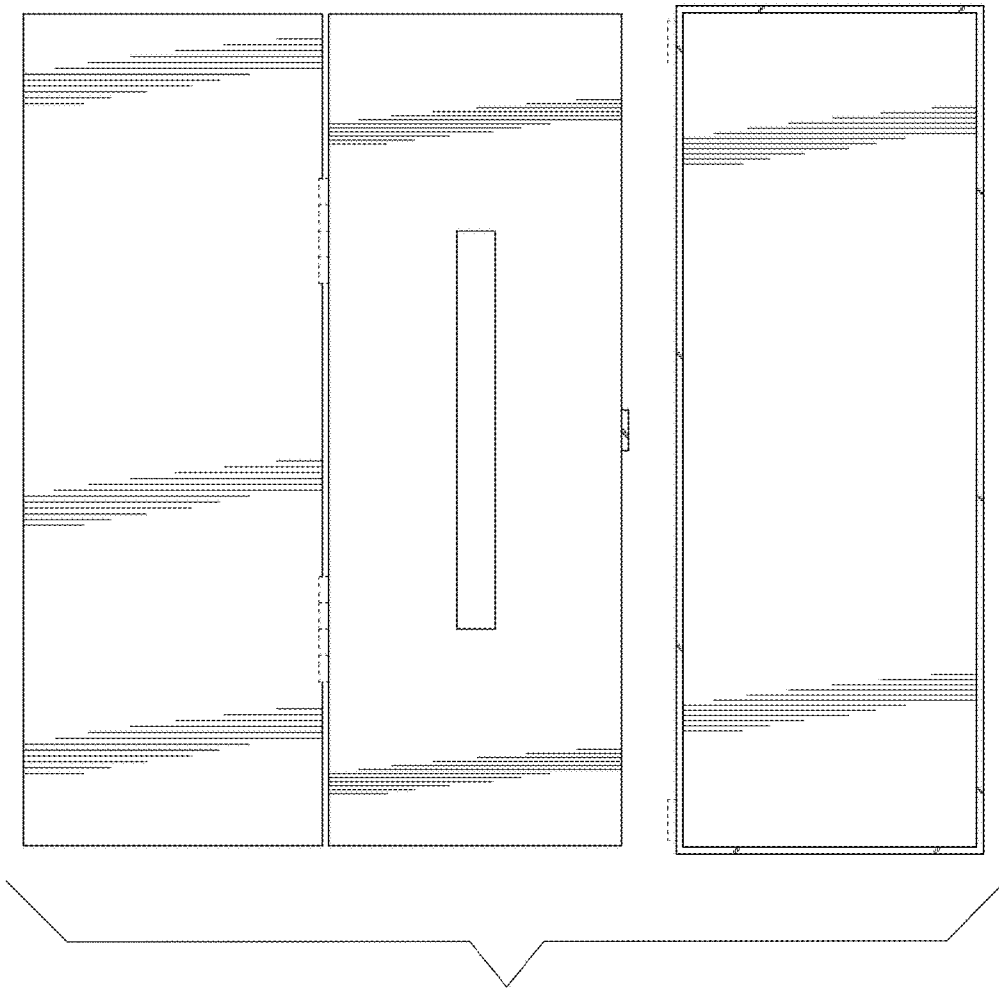


Fig. 3

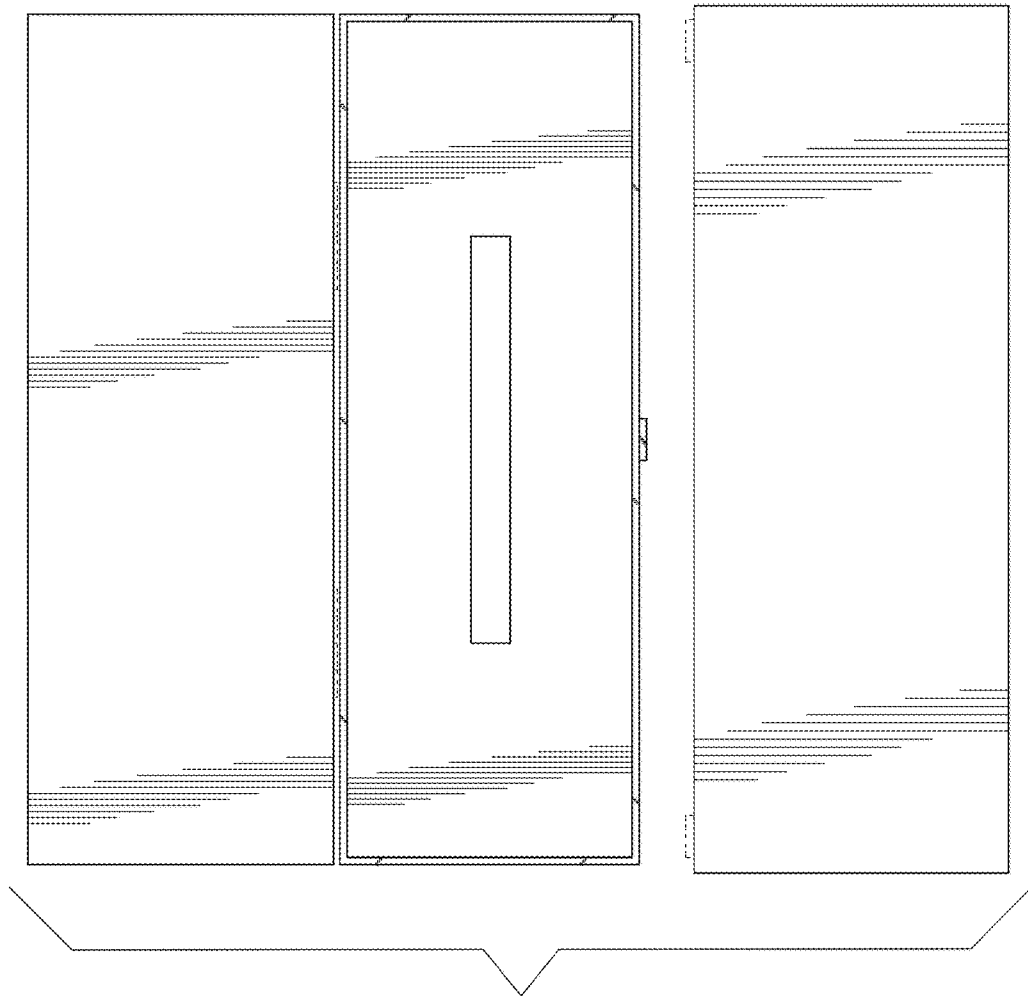


Fig. 4

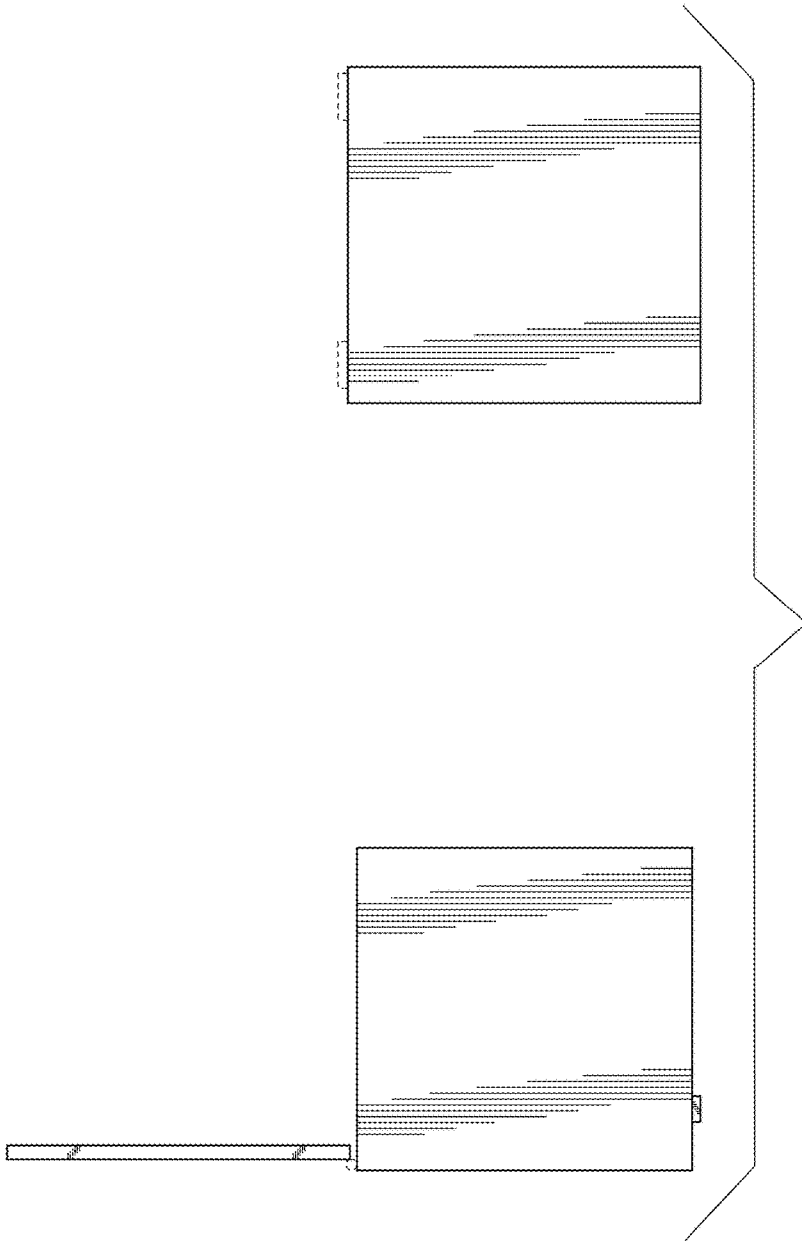


Fig. 5

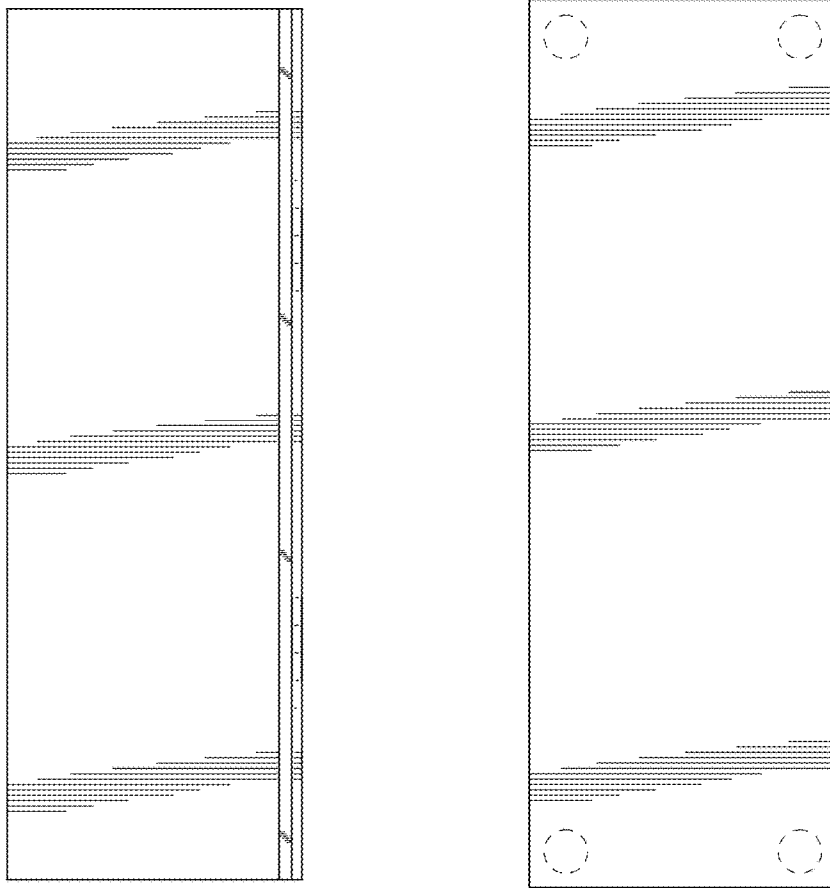


Fig. 6

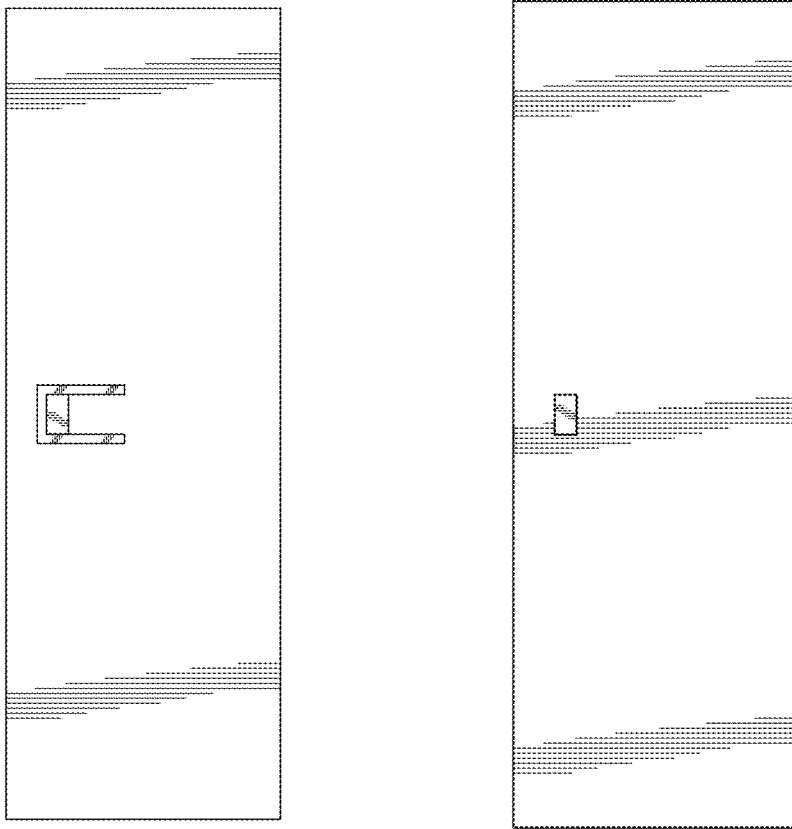
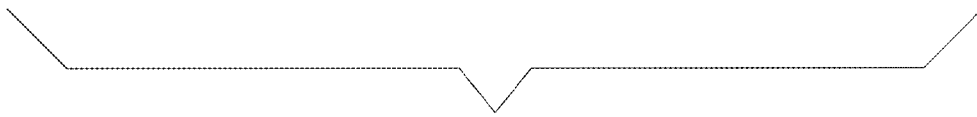


Fig. 7



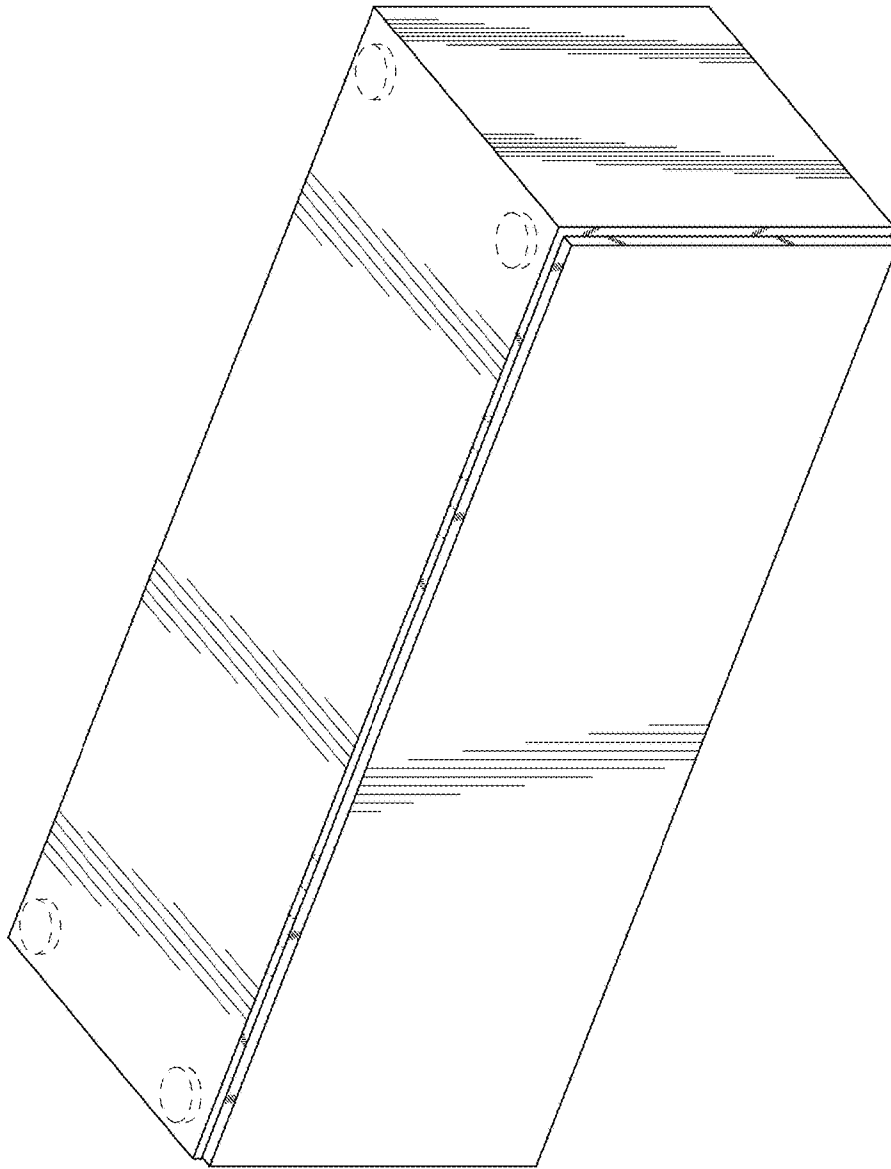


Fig. 8

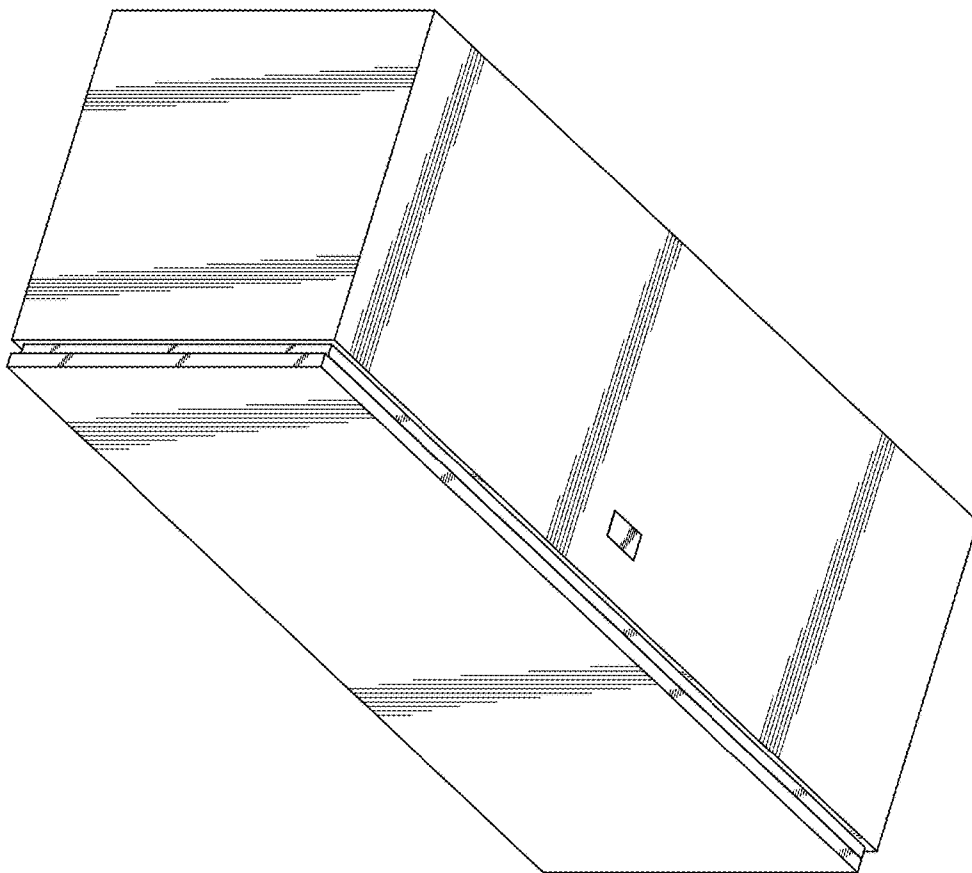


Fig. 9