



US00D705103S

(12) **United States Design Patent**
Leasure et al.

(10) **Patent No.:** **US D705,103 S**

(45) **Date of Patent:** **** May 20, 2014**

(54) **WIRELESS FUEL SENSOR**

(71) Applicants: **Thermo King Corporation**,
Minneapolis, MN (US); **Robertshaw**
Controls Company, Carol Stream, IL
(US)

(72) Inventors: **Mark Daniel Leasure**, Eagan, MN
(US); **Matthew Jay Srnec**, Minnetonka,
MN (US); **Carl James Breczinski**,
Minnetonka, MN (US); **Russell Lee**
Sanders, Minnetonka, MN (US); **R.**
Allan McLane, Powell, OH (US);
Thomas J. Davern, St. Charles, IL (US)

(73) Assignee: **Thermo King Corporation**,
Minneapolis, MN (US)

(**) Term: **14 Years**

(21) Appl. No.: **29/438,609**

(22) Filed: **Nov. 30, 2012**

(51) **LOC (10) Cl.** **10-04**

(52) **U.S. Cl.**
USPC **D10/101**

(58) **Field of Classification Search**
USPC D10/101; 73/1.73, 149, 290 R-304 C,
73/290 B, 290 V; 250/900-908

See application file for complete search history.

(56) **References Cited**

U.S. PATENT DOCUMENTS

D283,988 S * 5/1986 Krehel et al. D10/101
D360,153 S * 7/1995 Chaccia D10/101
D607,269 S * 1/2010 Andersson D7/392.1

* cited by examiner

Primary Examiner — Antoine D Davis
(74) *Attorney, Agent, or Firm* — Hamre, Schumann, Mueller
& Larson, P.C.

(57) **CLAIM**
The ornamental design for a wireless fuel sensor, as shown
and described.

DESCRIPTION

FIG. 1 is a front perspective view of a wireless fuel sensor showing our new design;
FIG. 2 is a rear perspective view thereof;
FIG. 3 is a front elevational view thereof;
FIG. 4 is a rear elevational view thereof;
FIG. 5 is a left side elevational view thereof;
FIG. 6 is a right side elevational view thereof;
FIG. 7 is a top side elevational view thereof; and,
FIG. 8 is a bottom side elevational view thereof.
Surface shading in the FIGS. 1-8 is provided to show clearly the character and contour of all surfaces of any three-dimensional aspects of the design.
The broken lines shown in the FIGS. 1-8 are for illustrative purposes only and forms no part of the claimed design.

1 Claim, 3 Drawing Sheets

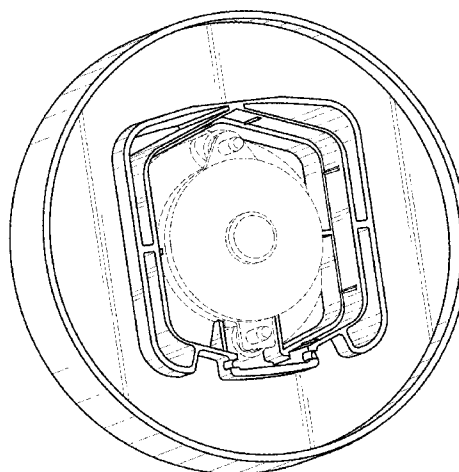
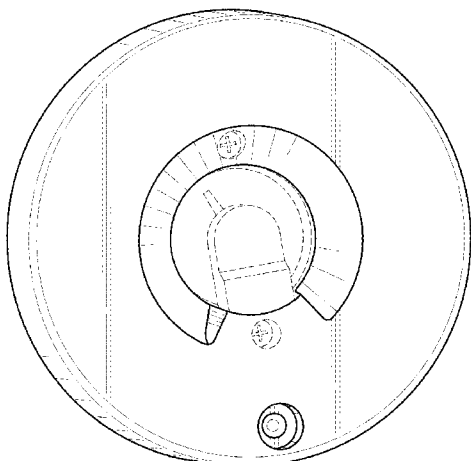


Fig. 1

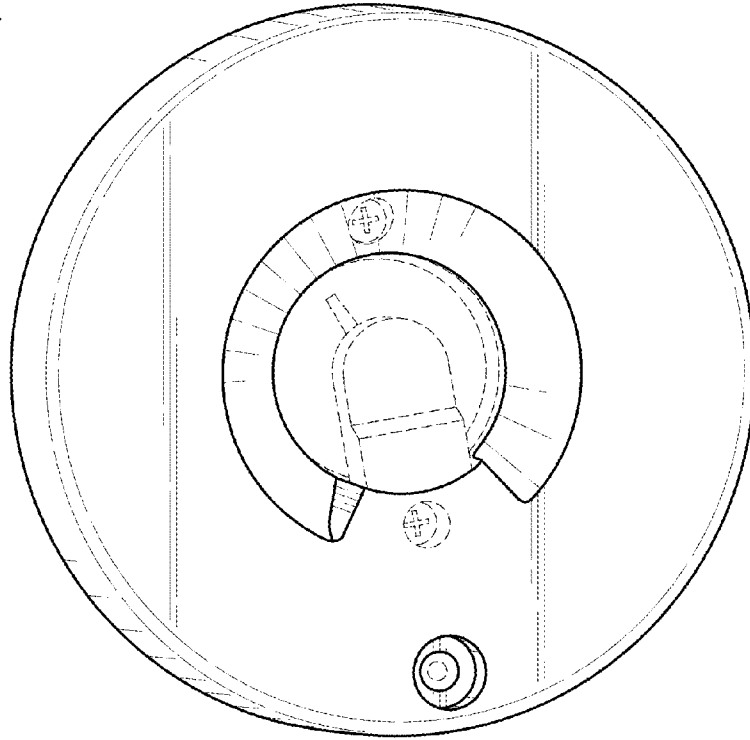


Fig. 2

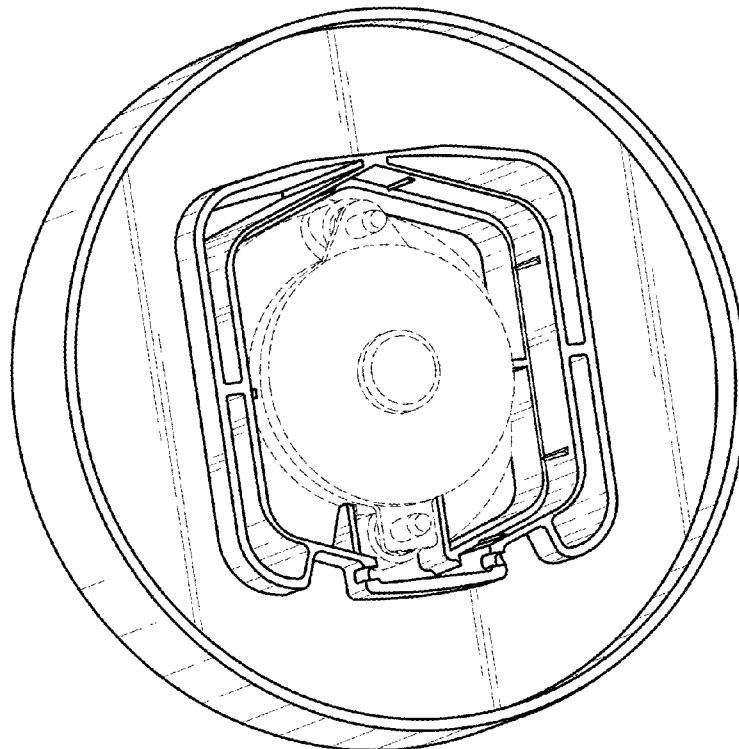


Fig. 3

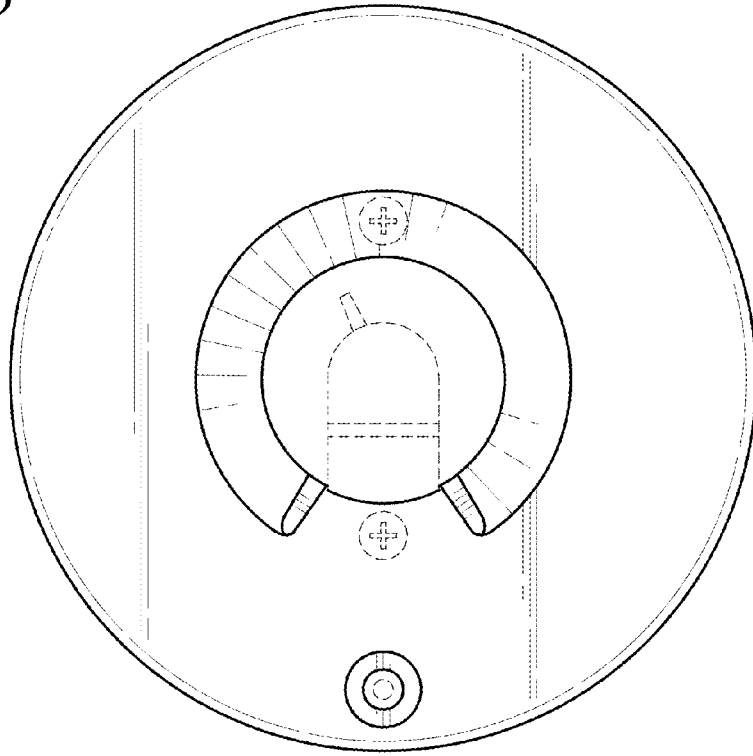


Fig. 4

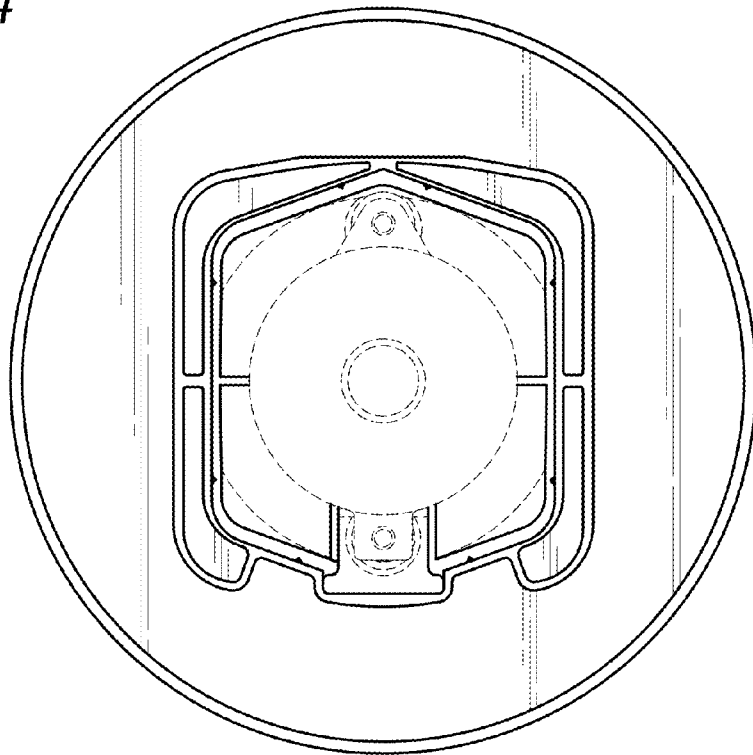


Fig. 5




Fig. 6




Fig. 7




Fig. 8

