



(86) **Date de dépôt PCT/PCT Filing Date:** 2011/01/07
(87) **Date publication PCT/PCT Publication Date:** 2011/07/14
(45) **Date de délivrance/Issue Date:** 2021/01/12
(85) **Entrée phase nationale/National Entry:** 2012/06/29
(86) **N° demande PCT/PCT Application No.:** US 2011/020606
(87) **N° publication PCT/PCT Publication No.:** 2011/085271
(30) **Priorité/Priority:** 2010/01/08 (US61/293,604)

(51) **Cl.Int./Int.Cl.** *A61K 31/7088* (2006.01),
A61K 31/7115 (2006.01), *A61K 31/712* (2006.01),
A61K 31/7125 (2006.01), *A61P 3/00* (2006.01),
A61P 3/10 (2006.01), *A61P 5/50* (2006.01),
A61P 9/00 (2006.01), *C07H 21/02* (2006.01)

(72) **Inventeurs/Inventors:**
CROOKE, ROSANNE M., US;
GRAHAM, MARK J., US;
LEE, RICHARD, US;
DOBIE, KENNETH W., US

(73) **Propriétaire/Owner:**
IONIS PHARMACEUTICALS, INC., US

(74) **Agent:** NORTON ROSE FULBRIGHT CANADA
LLP/S.E.N.C.R.L., S.R.L.

(54) **Titre :** MODULATION DE L'EXPRESSION DE L'ANALOGUE DE L'ANGIOPOIETINE 3

(54) **Title:** MODULATION OF ANGIOPOIETIN-LIKE 3 EXPRESSION

(57) **Abrégé/Abstract:**

Provided herein are methods, compounds, and compositions for reducing expression of an ANGPTL3 mRNA and protein in an animal. Also provided herein are methods, compounds, and compositions for reducing plasma lipids, plasma glucose and atherosclerotic plaques in an animal. Such methods, compounds, and compositions are useful to treat, prevent, delay, or ameliorate any one or more of cardiovascular disease or metabolic disease, or a symptom thereof.



Bureau canadien des brevets

Canadian Patent Office

Certificat de correction

Certificate of Correction

Canadian Patent No. 2,786,071
Granted: 12 January 2021 (12-01-2021)

Les corrections suivantes sont faites en raison de
l'article 109 des *Règles sur les brevets* et le brevet
doit être lu tel que corrigé.

The following corrections are made pursuant to
section 109 of the *Patent Rules* and the patent
should read as corrected.

In the Patent Grant:

**Pages 92 to 108 of the claims should
be read as attached pages 92 to 108.**

22 July 2021 (22-07-2021)

Date

(CIPO 25)

Canada

What is claimed is:

1. Use of an antisense compound comprising a modified oligonucleotide of 18 to 24 linked nucleosides in length complementary to ANGPTL3, or a salt thereof, for reducing ANGPTL3 expression in an animal, wherein the compound is an active antisense compound.
2. The use of claim 1, wherein reducing ANGPTL3 expression in the animal:
 - (a) reduces apoC-III expression levels;
 - (b) reduces triglyceride levels;
 - (c) reduces cholesterol levels;
 - (d) reduces LDL levels;
 - (e) reduces glucose levels;
 - (f) improves insulin sensitivity; and/or
 - (g) ameliorates a metabolic or cardiovascular disease.
3. Use of an antisense compound comprising a modified oligonucleotide of 18 to 24 linked nucleosides in length complementary to ANGPTL3, or a salt thereof, for treating an animal with metabolic or cardiovascular disease, wherein the compound is an active antisense compound.
4. The use of claim 1, claim 2 or claim 3, wherein the modified oligonucleotide has a nucleobase sequence at least 90% complementary to any of SEQ ID NOs: 1-5 as measured over the entirety of said modified oligonucleotide.
5. The use of claim 1, claim 2 or claim 3, wherein the modified oligonucleotide has a nucleobase sequence at least 95% complementary to any of SEQ ID NOs: 1-5 as measured over the entirety of said modified oligonucleotide.
6. The use of claim 1, claim 2 or claim 3, wherein the modified oligonucleotide has a nucleobase sequence 100% complementary to any of SEQ ID NOs: 1-5 as measured over the entirety of said modified oligonucleotide.
7. The use of claim 1, claim 2 or claim 3, wherein the animal is a human.

8. The use of claim 1, claim 2 or claim 3, wherein at least one internucleoside linkage of said modified oligonucleotide is a modified internucleoside linkage, at least one nucleoside of said modified oligonucleotide comprises a modified sugar and/or at least one nucleoside of said modified oligonucleotide comprises a modified nucleobase.

9. The use of claim 8, wherein the at least one internucleoside linkage is a phosphorothioate internucleoside linkage or wherein each internucleoside linkage is a phosphorothioate internucleoside linkage.

10. The use of claim 8, wherein the at least one modified sugar is a bicyclic sugar.

11. The use of claim 8, wherein the at least one modified sugar comprises a 2'-O-methoxyethyl, a (4'-CH(CH₃)-O-2') BNA, a (4'-CH₂-O-2') BNA, or a 4'-(CH₂)_n-O-2' bridge wherein n is 1 or 2.

12. The use of claim 8, wherein the modified nucleobase is a 5-methylcytosine.

13. The use of claim 1, claim 2 or claim 3, wherein the modified oligonucleotide consists of 20 linked nucleosides.

14. The use of claim 1, claim 2 or claim 3, wherein the modified oligonucleotide comprises:

- a. a gap segment consisting of linked deoxynucleosides;
- b. a 5' wing segment consisting of linked nucleosides;
- c. a 3' wing segment consisting of linked nucleosides;

wherein the gap segment is positioned between the 5' wing segment and the 3' wing segment and wherein each nucleoside of each wing segment comprises a modified sugar.

15. The use of claim 14, wherein the modified oligonucleotide consists of 20 linked nucleosides, the gap segment consists of ten linked deoxynucleosides, the 5' wing segment

consists of five linked nucleosides, and the 3' wing segment consists of five linked nucleosides.

16. The use of claim 14, wherein the modified oligonucleotide consists of 20 linked nucleosides, the gap segment consists of ten linked deoxynucleosides, the 5' wing segment consists of five linked nucleosides, the 3' wing segment consists of five linked nucleosides, each nucleoside of each wing segment comprises a 2'-O-methoxyethyl sugar and at least one internucleoside linkage is a phosphorothioate linkage.

17. The use of claim 1, claim 2 or claim 3, wherein the compound is single-stranded.

18. The use of claim 1, claim 2 or claim 3, wherein the compound is double-stranded.

19. The use of claim 2, wherein the apoC-III expression levels, triglyceride levels, cholesterol levels, LDL levels and glucose levels are independently reduced by at least 5%, 10%, 20%, 30%, 35%, or 40%.

20. The use of any one of claims 1 to 19, wherein the compound is a first agent and the use is in combination with a second agent.

21. The use of claim 20, wherein the first agent and the second agent are used concurrently.

22. The use of claim 20 or 21, wherein the second agent is a glucose-lowering agent.

23. The use of claim 22, wherein the glucose lowering agent is a PPAR agonist, a dipeptidyl peptidase (IV) inhibitor, a GLP-1 analog, insulin or an insulin analog, an insulin secretagogue, a SGLT2 inhibitor, a human amylin analog, a biguanide, an alpha-glucosidase inhibitor, or a combination thereof.

24. The use of claim 22, wherein the glucose-lowering agent is metformin, sulfonylurea, rosiglitazone, or a combination thereof.

25. The use of claim 22, wherein the glucose-lowering agent is a sulfonylurea selected from acetohexamide, chlorpropamide, tolbutamide, tolazamide, glimepiride, a glipizide, a glyburide, or a gliclazide.
26. The use of claim 22, wherein the glucose-lowering agent is the biguanide metformin.
27. The use of claim 22, wherein the glucose-lowering agent is a meglitinide selected from nateglinide or repaglinide.
28. The use of claim 22, wherein the glucose-lowering agent is a thiazolidinedione selected from pioglitazone or rosiglitazone.
29. The use of claim 22, wherein the glucose-lowering agent is an alpha-glucosidase inhibitor selected from acarbose or miglitol.
30. The use of claim 20 or 21, wherein the second agent is a lipid-lowering agent.
31. The use of claim 30, wherein the lipid lowering agent is a HMG-CoA reductase inhibitor, cholesterol absorption inhibitor, MTP inhibitor, antisense compound complementary to ApoB or any combination thereof.
32. The use of claim 30, wherein the lipid lowering agent is a HMG-CoA reductase inhibitor selected from atorvastatin, rosuvastatin, fluvastatin, lovastatin, pravastatin, or simvastatin.
33. The use of claim 30, wherein the lipid lowering agent is the cholesterol absorption inhibitor ezetimibe.
34. Use of an antisense compound comprising a modified oligonucleotide of 18 to 24 linked nucleosides in length complementary to ANGPTL3, or a salt thereof, in the manufacture of a medicament for reducing ANGPTL3 expression in an animal, wherein the compound is an active antisense compound.

35. The use of claim 34, wherein reducing ANGPTL3 expression in the animal:
- (a) reduces apoC-III expression levels;
 - (b) reduces triglyceride levels;
 - (c) reduces cholesterol levels;
 - (d) reduces LDL levels;
 - (e) reduces glucose levels;
 - (f) improves insulin sensitivity; and/or
 - (g) ameliorates a metabolic or cardiovascular disease.
36. Use of an antisense compound comprising a modified oligonucleotide of 18 to 24 linked nucleosides in length complementary to ANGPTL3, or a salt thereof, in the manufacture of a medicament for treating an animal with metabolic or cardiovascular disease, wherein the compound is an active antisense compound.
37. The use of claim 34, claim 35 or claim 36, wherein the modified oligonucleotide has a nucleobase sequence at least 90% complementary to any of SEQ ID NOs: 1-5 as measured over the entirety of said modified oligonucleotide.
38. The use of claim 34, claim 35 or claim 36, wherein the modified oligonucleotide has a nucleobase sequence at least 95% complementary to any of SEQ ID NOs: 1-5 as measured over the entirety of said modified oligonucleotide.
39. The use of claim 34, claim 35 or claim 36, wherein the modified oligonucleotide has a nucleobase sequence 100% complementary to any of SEQ ID NOs: 1-5 as measured over the entirety of said modified oligonucleotide.
40. The use of claim 34, claim 35 or claim 36, wherein the animal is a human.
41. The use of claim 34, claim 35 or claim 36, wherein at least one internucleoside linkage of said modified oligonucleotide is a modified internucleoside linkage, at least one nucleoside of said modified oligonucleotide comprises a modified sugar and/or at least one nucleoside of said modified oligonucleotide comprises a modified nucleobase.

42. The use of claim 41, wherein the at least one internucleoside linkage is a phosphorothioate internucleoside linkage or wherein each internucleoside linkage is a phosphorothioate internucleoside linkage.
43. The use of claim 41, wherein the at least one modified sugar is a bicyclic sugar.
44. The use of claim 41, wherein the at least one modified sugar comprises a 2'-O-methoxyethyl, a (4'-CH(CH₃)-O-2') BNA, a (4'-CH₂-O-2') BNA, or a 4'-(CH₂)_n-O-2' bridge wherein n is 1 or 2.
45. The use of claim 41, wherein the modified nucleobase is a 5-methylcytosine.
46. The use of claim 34, claim 35 or claim 36, wherein the modified oligonucleotide consists of 20 linked nucleosides.
47. The use of claim 34, claim 35 or claim 36, wherein the modified oligonucleotide comprises:
- a. a gap segment consisting of linked deoxynucleosides;
 - b. a 5' wing segment consisting of linked nucleosides;
 - c. a 3' wing segment consisting of linked nucleosides;
- wherein the gap segment is positioned between the 5' wing segment and the 3' wing segment and wherein each nucleoside of each wing segment comprises a modified sugar.
48. The use of claim 47, wherein the modified oligonucleotide consists of 20 linked nucleosides, the gap segment consists of ten linked deoxynucleosides, the 5' wing segment consists of five linked nucleosides, and the 3' wing segment consists of five linked nucleosides.
49. The use of claim 47, wherein the modified oligonucleotide consists of 20 linked nucleosides, the gap segment consists of ten linked deoxynucleosides, the 5' wing segment consists of five linked nucleosides, the 3' wing segment consists of five linked nucleosides, each nucleoside of each wing segment comprises a 2'-O-methoxyethyl sugar and at least one internucleoside linkage is a phosphorothioate linkage.

50. The use of claim 34, claim 35 or claim 36, wherein the compound is single-stranded.
51. The use of claim 34, claim 35 or claim 36, wherein the compound is double-stranded.
52. The use of claim 35, wherein the apoC-III expression levels, triglyceride levels, cholesterol levels, LDL levels and glucose levels are independently reduced by at least 5%, 10%, 20%, 30%, 35%, or 40%.
53. The use of any one of claims 34 to 52, wherein the compound is a first agent and the use is in combination with a second agent.
54. The use of claim 53, wherein the second agent is a glucose-lowering agent.
55. The use of claim 54, wherein the glucose lowering agent is a PPAR agonist, a dipeptidyl peptidase (IV) inhibitor, a GLP-1 analog, insulin or an insulin analog, an insulin secretagogue, a SGLT2 inhibitor, a human amylin analog, a biguanide, an alpha-glucosidase inhibitor, or a combination thereof.
56. The use of claim 54, wherein the glucose-lowering agent is metformin, sulfonylurea, rosiglitazone, or a combination thereof.
57. The use of claim 54, wherein the glucose-lowering agent is a sulfonylurea selected from acetohexamide, chlorpropamide, tolbutamide, tolazamide, glimepiride, a glipizide, a glyburide, or a gliclazide.
58. The use of claim 54, wherein the glucose-lowering agent is the biguanide metformin.
59. The use of claim 54, wherein the glucose-lowering agent is a meglitinide selected from nateglinide or repaglinide.
60. The use of claim 54, wherein the glucose-lowering agent is a thiazolidinedione selected from pioglitazone or rosiglitazone.

61. The use of claim 54, wherein the glucose-lowering agent is an alpha-glucosidase inhibitor selected from acarbose or miglitol.
62. The use of claim 53, wherein the second agent is a lipid-lowering agent.
63. The use of claim 62, wherein the lipid lowering agent is a HMG-CoA reductase inhibitor, cholesterol absorption inhibitor, MTP inhibitor, antisense compound complementary to ApoB or any combination thereof.
64. The use of claim 62, wherein the lipid lowering agent is a HMG-CoA reductase inhibitor selected from atorvastatin, rosuvastatin, fluvastatin, lovastatin, pravastatin, or simvastatin.
65. The use of claim 62, wherein the lipid lowering agent is the cholesterol absorption inhibitor ezetimibe.
66. An antisense compound comprising a modified oligonucleotide of 18 to 24 linked nucleosides in length complementary to ANGPTL3, or a salt thereof, for use in reducing ANGPTL3 expression in an animal, wherein the compound is an active antisense compound.
67. The compound for use of claim 66, wherein reducing ANGPTL3 expression in the animal:
- (a) reduces apoC-III expression levels;
 - (b) reduces triglyceride levels;
 - (c) reduces cholesterol levels;
 - (d) reduces LDL levels;
 - (e) reduces glucose levels;
 - (f) improves insulin sensitivity; and/or
 - (g) ameliorates a metabolic or cardiovascular disease.
68. An antisense compound comprising a modified oligonucleotide of 18 to 24 linked nucleosides in length complementary to ANGPTL3, or a salt thereof, for use in the treatment

of an animal with metabolic or cardiovascular disease, wherein the compound is an active antisense compound.

69. The compound for use of claim 66, claim 67 or claim 68, wherein the modified oligonucleotide has a nucleobase sequence at least 90% complementary to any of SEQ ID NOs: 1-5 as measured over the entirety of said modified oligonucleotide.

70. The compound for use of claim 66, claim 67 or claim 68, wherein the modified oligonucleotide has a nucleobase sequence at least 95% complementary to any of SEQ ID NOs: 1-5 as measured over the entirety of said modified oligonucleotide.

71. The compound for use of claim 66, claim 67 or claim 68, wherein the modified oligonucleotide has a nucleobase sequence 100% complementary to any of SEQ ID NOs: 1-5 as measured over the entirety of said modified oligonucleotide.

72. The compound for use of claim 66, claim 67 or claim 68, wherein the animal is a human.

73. The compound for use of claim 66, claim 67 or claim 68, wherein at least one internucleoside linkage of said modified oligonucleotide is a modified internucleoside linkage, at least one nucleoside of said modified oligonucleotide comprises a modified sugar and/or at least one nucleoside of said modified oligonucleotide comprises a modified nucleobase.

74. The compound for use of claim 73, wherein the at least one internucleoside linkage is a phosphorothioate internucleoside linkage or wherein each internucleoside linkage is a phosphorothioate internucleoside linkage.

75. The compound for use of claim 73, wherein the at least one modified sugar is a bicyclic sugar.

76. The compound for use of claim 73, wherein the at least one modified sugar comprises a 2'-O-methoxyethyl, a (4'-CH(CH₃)-O-2') BNA, a (4'-CH₂-O-2') BNA, or a 4'-(CH₂)_n-O-2' bridge wherein n is 1 or 2.

77. The compound for use of claim 73, wherein the modified nucleobase is a 5-methylcytosine.

78. The compound for use of claim 66, claim 67 or claim 68, wherein the modified oligonucleotide consists of 20 linked nucleosides.

79. The compound for use of claim 66, claim 67 or claim 68, wherein the modified oligonucleotide comprises:

- a. a gap segment consisting of linked deoxynucleosides;
- b. a 5' wing segment consisting of linked nucleosides;
- c. a 3' wing segment consisting of linked nucleosides;

wherein the gap segment is positioned between the 5' wing segment and the 3' wing segment and wherein each nucleoside of each wing segment comprises a modified sugar.

80. The compound for use of claim 79, wherein the modified oligonucleotide consists of 20 linked nucleosides, the gap segment consists of ten linked deoxynucleosides, the 5' wing segment consists of five linked nucleosides, and the 3' wing segment consists of five linked nucleosides.

81. The compound for use of claim 79, wherein the modified oligonucleotide consists of 20 linked nucleosides, the gap segment consists of ten linked deoxynucleosides, the 5' wing segment consists of five linked nucleosides, the 3' wing segment consists of five linked nucleosides, each nucleoside of each wing segment comprises a 2'-O-methoxyethyl sugar and at least one internucleoside linkage is a phosphorothioate linkage.

82. The compound for use of claim 66, claim 67 or claim 68, wherein the compound is single-stranded.

83. The compound for use of claim 66, claim 67 or claim 68, wherein the compound is

double-stranded.

84. The compound for use of claim 67, wherein the apoC-III expression levels, triglyceride levels, cholesterol levels, LDL levels and glucose levels are independently reduced by at least 5%, 10%, 20%, 30%, 35%, or 40%.
85. Use of a compound comprising a modified oligonucleotide of 10 to 30 linked nucleosides in length complementary to ANGPTL3, or a salt thereof, for reducing apoC-III expression in an animal.
86. Use of a modified oligonucleotide of 10 to 30 linked nucleosides in length complementary to ANGPTL3, or a salt thereof, for reducing triglyceride levels in an animal.
87. Use of a modified oligonucleotide of 10 to 30 linked nucleosides in length complementary to ANGPTL3, or a salt thereof, for reducing cholesterol levels in an animal.
88. Use of a compound comprising a modified oligonucleotide of 10 to 30 linked nucleosides in length complementary to ANGPTL3, or a salt thereof, for reducing low-density lipoprotein (LDL) levels in an animal.
89. Use of a modified oligonucleotide of 10 to 30 linked nucleosides in length complementary to ANGPTL3, or a salt thereof, for reducing glucose levels in an animal.
90. Use of a compound comprising a modified oligonucleotide of 10 to 30 linked nucleosides in length complementary to ANGPTL3, or a salt thereof, for ameliorating metabolic or cardiovascular disease in an animal.
91. The use of any one of claims 85-90, wherein the modified oligonucleotide has a nucleobase sequence at least 90% complementary to SEQ ID NO: 1-5 as measured over the entirety of said modified oligonucleotide.
92. The use of any one of claims 85-90, wherein the modified oligonucleotide has a

nucleobase sequence comprising at least 8 contiguous nucleobases of sequence recited in any one of SEQ ID NOs: 34-182.

93. The use of any one of claims 85-90, wherein the animal is a human.

94. The use of any one of claims 85-90, wherein the compound is a first agent and is used in combination with a second agent.

95. The use of claim 94, wherein the first agent and the second agent are for co-administration.

96. The use of claim 94, wherein the second agent is a glucose-lowering agent.

97. The use of claim 96, wherein the glucose lowering agent is a PPAR agonist, a dipeptidyl peptidase (IV) inhibitor, a GLP-1 analog, insulin or an insulin analog, an insulin secretagogue, a SGLT2 inhibitor, a human amylin analog, a biguanide, an alpha-glucosidase inhibitor, or a combination thereof.

98. The use of claim 96, wherein the glucose-lowering agent is metformin, sulfonylurea, rosiglitazone, or a combination thereof.

99. The use of claim 96, wherein the glucose-lowering agent is a sulfonylurea selected from acetohexamide, chlorpropamide, tolbutamide, tolazamide, glimepiride, a glipizide, a glyburide, or a gliclazide.

100. The use of claim 96, wherein the glucose-lowering agent is the biguanide metformin.

101. The use of claim 96, wherein the glucose-lowering agent is a meglitinide selected from nateglinide or repaglinide.

102. The use of claim 96, wherein the glucose-lowering agent is a thiazolidinedione selected from pioglitazone or rosiglitazone.

103. The use of claim 96, wherein the glucose-lowering agent is an alpha-glucosidase inhibitor selected from acarbose or miglitol.
104. The use of claim 94, wherein the second agent is a lipid-lowering agent.
105. The use of claim 104, wherein the lipid lowering agent is HMG-CoA reductase inhibitor, cholesterol absorption inhibitor, MTP inhibitor, antisense compound complementary to ApoB or any combination thereof.
106. The use of claim 104, wherein the lipid lowering agent is a HMG-CoA reductase inhibitor selected from atorvastatin, rosuvastatin, fluvastatin, lovastatin, pravastatin, or simvastatin.
107. The use of claim 104, wherein the lipid lowering agent is the cholesterol absorption inhibitor ezetimibe.
108. The use of any one of claims 85-90, wherein the compound is for parenteral use.
109. The use of any one of claims 85-90, wherein the compound consists of a single-stranded modified oligonucleotide.
110. The use of any one of claims 85-90, wherein the compound consists of a double-stranded modified oligonucleotide.
111. The use of any one of claims 85-90, wherein the nucleobase sequence of the modified oligonucleotide is at least 95% complementary to any one of SEQ ID NOs: 1-5 as measured over the entirety of said modified oligonucleotide.
112. The use of any one of claims 85-90, wherein the nucleobase sequence of the modified oligonucleotide is 100% complementary to any one of SEQ ID NOs: 1-5 as measured over the entirety of said modified oligonucleotide.

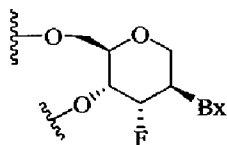
113. The use of any one of claims 85-90, wherein at least one internucleoside linkage of said modified oligonucleotide is a modified internucleoside linkage.

114. The use of claim 113, wherein the at least one internucleoside linkage is a phosphorothioate internucleoside linkage.

115. The use of any one of claims 85-90, wherein at least one nucleoside of said modified oligonucleotide comprises a modified sugar.

116. The use of claim 115, wherein the modified sugar is comprised within at least one tetrahydropyran modified nucleoside wherein a tetrahydropyran ring replaces a furanose ring.

117. The use of claim 116, wherein each of the at least one tetrahydropyran modified nucleoside has the structure:



wherein Bx is an optionally protected heterocyclic base moiety.

118. The use of claim 115, wherein the at least one modified sugar is a bicyclic sugar.

119. The use of claim 115, wherein the at least one modified sugar comprises a 2'-O-methoxyethyl or a 4'-(CH₂)_n-O-2' bridge, wherein n is 1 or 2.

120. The use of any one of claims 85-90, wherein at least one nucleoside of said modified oligonucleotide comprises a modified nucleobase.

121. The use of claim 120, wherein the modified nucleobase is a 5-methylcytosine.

122. The use of any one of claims 85-90, wherein the modified oligonucleotide consists

of 20 linked nucleosides.

123. The use of any one of claims 85-90, wherein the modified oligonucleotide comprises:

- a. a gap segment consisting of linked deoxynucleosides;
- b. a 5' wing segment consisting of linked nucleosides;
- c. a 3' wing segment consisting of linked nucleosides;

wherein the gap segment is positioned between the 5' wing segment and the 3' wing segment and wherein each nucleoside of each wing segment comprises a modified sugar.

124. The use of any one of claims 85-90, wherein the modified oligonucleotide consists of 20 linked nucleosides, has a nucleobase sequence comprising at least 8 contiguous nucleobases of a nucleobase sequence selected from any of SEQ ID NO: 34-182 and comprises:

- a. a gap segment consisting of ten linked deoxynucleosides;
- b. a 5' wing segment consisting of five linked nucleosides;
- c. a 3' wing segment consisting of five linked nucleosides;

wherein the gap segment is positioned between the 5' wing segment and the 3' wing segment, wherein each nucleoside of each wing segment comprises a 2'-O-methoxyethyl sugar, wherein at least one internucleoside linkage is a phosphorothioate linkage, and wherein each cytosine is a 5'- methylcytosine.

125. The use of claim 90, wherein the metabolic or cardiovascular disease is obesity, diabetes, atherosclerosis, dyslipidemia, coronary heart disease, non-alcoholic fatty liver disease (NAFLD), hyperfattyacidemia or metabolic syndrome, or a combination thereof.

126. The use of claim 125, wherein the dyslipidemia is hyperlipidemia.

127. The use of claim 126, wherein the hyperlipidemia is hypercholesterolemia, hypertriglyceridemia, or both hypercholesterolemia and hypertriglyceridemia.

128. The use of claim 125, wherein the NAFLD is hepatic steatosis or steatohepatitis.

129. The use of claim 125, wherein the diabetes is type 2 diabetes or type 2 diabetes with dyslipidemia.
130. The use of any one of claims 85-90, wherein the use results in improved insulin sensitivity.
131. The use of claim 130, wherein the use results in improved hepatic insulin sensitivity.
132. Use of an ANGPTL3 inhibitor comprising a modified oligonucleotide consisting of 20 linked nucleosides and having a nucleobase sequence at least 90% complementary to SEQ ID NO: 1-5 as measured over the entirety of said modified oligonucleotide, or a salt thereof, for decreasing one or more of ANGPTL3 levels, LDL levels, apoC-III levels, triglyceride levels, cholesterol levels, glucose levels, fat pad weight, cardiovascular disease and metabolic disease.
133. The use of any one of claims 85-132, wherein the use results in a reduction in atherosclerotic plaques, obesity, glucose, lipids, glucose resistance, cholesterol, or improvement in insulin sensitivity or any combination thereof.
134. The use of any one of claims 1 to 65, wherein the compound comprises a salt of the modified oligonucleotide.
135. The compound for use of any one of claims 66 to 84 wherein the compound comprises a salt of the modified oligonucleotide.
136. The use of any one of claims 85 to 133 wherein the modified oligonucleotide is in the form of a salt.
137. The use of any one of claims 1 to 65, wherein the modified oligonucleotide is conjugated.
138. The use of claim 137, wherein the modified oligonucleotide is conjugated to a

carbohydrate conjugate group.

139. The compound for use of any one of claims 66 to 84, wherein the modified oligonucleotide is conjugated.

140. The compound for use of claim 139, wherein the modified oligonucleotide is conjugated to a carbohydrate conjugate group.

141. The use of any one of claims 85 to 108 and 111 to 132, wherein the modified oligonucleotide is conjugated.

142. The use of claim 141, wherein the modified oligonucleotide is conjugated to a carbohydrate group.

(12) INTERNATIONAL APPLICATION PUBLISHED UNDER THE PATENT COOPERATION TREATY (PCT)

(19) World Intellectual Property Organization
International Bureau(43) International Publication Date
14 July 2011 (14.07.2011)(10) International Publication Number
WO 2011/085271 A3(51) International Patent Classification:
A61K 31/7105 (2006.01) *C07H 21/02* (2006.01)(21) International Application Number:
PCT/US2011/020606(22) International Filing Date:
7 January 2011 (07.01.2011)

(25) Filing Language: English

(26) Publication Language: English

(30) Priority Data:
61/293,604 8 January 2010 (08.01.2010) US(71) Applicant (for all designated States except US): **ISIS PHARMACEUTICALS, INC.** [US/US]; 1896 Rutherford Road, Carlsbad, CA 92008 (US).

(72) Inventors; and

(75) Inventors/Applicants (for US only): **CROOKE, Rosanne, M.** [US/US]; 3211 Piragua Street, Carlsbad, CA 92009 (US). **GRAHAM, Mark, J.** [US/US]; 2305 S. Ola Vista, San Clemente, CA 92672 (US). **LEE, Richard** [US/US]; 3325 Tonopah St, Oceanside, CA 92054 (US). **DOBIE, Kenneth, W.** [GB/US]; 703 Stratford Ct. #4, Del Mar, CA 92014 (US).(74) Agents: **PAULING, David, C.** et al.; Jones Day, 222 East 41st Street, New York, NY 10017 (US).

(81) Designated States (unless otherwise indicated, for every kind of national protection available): AE, AG, AL, AM,

AO, AT, AU, AZ, BA, BB, BG, BH, BR, BW, BY, BZ, CA, CH, CL, CN, CO, CR, CU, CZ, DE, DK, DM, DO, DZ, EC, EE, EG, ES, FI, GB, GD, GE, GH, GM, GT, HN, HR, HU, ID, IL, IN, IS, JP, KE, KG, KM, KN, KP, KR, KZ, LA, LC, LK, LR, LS, LT, LU, LY, MA, MD, ME, MG, MK, MN, MW, MX, MY, MZ, NA, NG, NI, NO, NZ, OM, PE, PG, PH, PL, PT, RO, RS, RU, SC, SD, SE, SG, SK, SL, SM, ST, SV, SY, TH, TJ, TM, TN, TR, TT, TZ, UA, UG, US, UZ, VC, VN, ZA, ZM, ZW.

(84) Designated States (unless otherwise indicated, for every kind of regional protection available): ARIPO (BW, GH, GM, KE, LR, LS, MW, MZ, NA, SD, SL, SZ, TZ, UG, ZM, ZW), Eurasian (AM, AZ, BY, KG, KZ, MD, RU, TJ, TM), European (AL, AT, BE, BG, CH, CY, CZ, DE, DK, EE, ES, FI, FR, GB, GR, HR, HU, IE, IS, IT, LT, LU, LV, MC, MK, MT, NL, NO, PL, PT, RO, RS, SE, SI, SK, SM, TR), OAPI (BF, BJ, CF, CG, CI, CM, GA, GN, GQ, GW, ML, MR, NE, SN, TD, TG).

Published:

- with international search report (Art. 21(3))
- before the expiration of the time limit for amending the claims and to be republished in the event of receipt of amendments (Rule 48.2(h))
- with sequence listing part of description (Rule 5.2(a))

(88) Date of publication of the international search report:
9 September 2011

(54) Title: MODULATION OF ANGIOPOIETIN-LIKE 3 EXPRESSION

(57) Abstract: Provided herein are methods, compounds, and compositions for reducing expression of an ANGPTL3 mRNA and protein in an animal. Also provided herein are methods, compounds, and compositions for reducing plasma lipids, plasma glucose and atherosclerotic plaques in an animal. Such methods, compounds, and compositions are useful to treat, prevent, delay, or ameliorate any one or more of cardiovascular disease or metabolic disease, or a symptom thereof.



WO 2011/085271 A3

MODULATION OF ANGIOPOIETIN-LIKE 3 EXPRESSION

Sequence Listing

- The present application is being filed along with a Sequence Listing in electronic format.
- 5 The Sequence Listing is provided as a file entitled BIOL0120WOSEQ.txt, created on January 7, 2011 which is 56 Kb in size and forms part of the description.

Field of the Invention

- 10 Provided herein are methods, compounds, and compositions for reducing expression of angiotensin-like 3 (ANGPTL3) mRNA and protein in an animal. Also, provided herein are methods, compounds, and compositions having an ANGPTL3 inhibitor for reducing ANGPTL3 related diseases or conditions in an animal. Such methods, compounds, and compositions are useful, for example, to treat, prevent, delay or ameliorate any one or more of cardiovascular disease
- 15 or metabolic syndrome, or a symptom thereof, in an animal.

Background

- Diabetes and obesity (sometimes collectively referred to as “diabesity”) are interrelated in that obesity is known to exacerbate the pathology of diabetes and greater than 60% of diabetics are
- 20 obese. Most human obesity is associated with insulin resistance and leptin resistance. In fact, it has been suggested that obesity may have an even greater impact on insulin action than diabetes itself (Sindelka et al., *Physiol Res.*, 2002, 51, 85-91). Additionally, several compounds on the market for the treatment of diabetes are known to induce weight gain, a very undesirable side effect to the treatment of this disease.

- 25 Cardiovascular disease is also interrelated to obesity and diabetes. Cardiovascular disease encompasses a wide variety of etiologies and has an equally wide variety of causative agents and interrelated players. Many causative agents contribute to symptoms such as elevated plasma levels of cholesterol, including non-HDL cholesterol, as well as other lipid-related disorders. Such lipid-related disorders, generally referred to as dyslipidemia, include hyperlipidemia,
- 30 hypercholesterolemia and hypertriglyceridemia among other indications. Elevated non-HDL

cholesterol is associated with atherogenesis and its sequelae, including cardiovascular diseases such as arteriosclerosis, coronary artery disease, myocardial infarction, ischemic stroke, and other forms of heart disease. These rank as the most prevalent types of illnesses in industrialized countries. Indeed, an estimated 12 million people in the United States suffer with coronary artery disease and about 36 million require treatment for elevated cholesterol levels.

Epidemiological and experimental evidence has shown that high levels of circulating triglyceride (TG) can contribute to cardiovascular disease and a myriad of metabolic disorders (Valdivielso et al., 2009, *Atherosclerosis*. 207(2):573-8; Zhang et al., 2008, *Circ Res*. 1;102(2):250-6). TG derived from either exogenous or endogenous sources is incorporated and secreted in chylomicrons from the intestine or in very low density lipoproteins (VLDL) from the liver. Once in circulation, TG is hydrolyzed by lipoprotein lipase (LpL) and the resulting free fatty acids can then be taken up by local tissues and used as an energy source. Due to the profound effect LpL has on plasma TG and metabolism in general, discovering and developing compounds that affect LpL activity are of great interest.

Metabolic syndrome is a combination of medical disorders that increase one's risk for cardiovascular disease and diabetes. The symptoms, including high blood pressure, high triglycerides, decreased HDL and obesity, tend to appear together in some individuals. It affects a large number of people in a clustered fashion. In some studies, the prevalence in the USA is calculated as being up to 25% of the population. Metabolic syndrome is known under various other names, such as (metabolic) syndrome X, insulin resistance syndrome, Reaven's syndrome or CHAOS. With the high prevalence of cardiovascular disorders and metabolic disorders there remains a need for improved approaches to treat these conditions

The angiopoietins are a family of secreted growth factors. Together with their respective endothelium-specific receptors, the angiopoietins play important roles in angiogenesis. One family member, angiopoietin-like 3 (also known as ANGPT5, ANGPTL3, or angiopoietin 5), is predominantly expressed in the liver, and is thought to play a role in regulating lipid metabolism (Kaplan et al., *J. Lipid Res.*, 2003, 44, 136-143).

The human gene for angiopoietin-like 3 was identified and cloned as a result of searches of assembled EST databases. The full-length human cDNA codes for a polypeptide of 460 amino

acids which has the characteristic structural features of angiopoietins: a signal peptide, an extended helical domain, a short linker peptide, and a globular fibrinogen homology domain (FHD). The mouse angiopoietin-like 3 cDNA was found to encode a 455 amino acid polypeptide with 76% identity to the human polypeptide. An alignment of angiopoietins showed that angiopoietin-like 3, unlike other family members, does not contain the motif of acidic residues determining a calcium binding site. Northern blot analysis revealed expression principally in the liver of adult tissues, with murine embryo Northern blots showing the presence of transcripts as early as day 15, suggesting that angiopoietin-like 3 is expressed early during liver development and that expression is maintained in adult liver. The mouse gene maps to chromosome 4, and the human gene was mapped to the 1p31 region (Conklin et al., *Genomics*, **1999**, 62, 477-482).

KK obese mice have a multigenic syndrome of moderate obesity and a diabetic phenotype that resembles human hereditary type 2 diabetes. These mice show signs of hyperinsulinemia, hyperglycemia, and hyperlipidemia. A strain of KK mice called KK/San has significantly low plasma lipid levels despite signs of hyperinsulinemia and hyperglycemia. The mutant phenotype is inherited recessively, and the locus was named hypolipidemia (*hypI*). The locus maps to the middle of chromosome 4, and the gene was identified as angiopoietin-like 3 through positional cloning. Injection of recombinant adenoviruses containing the full-length mouse or human angiopoietin-like 3 cDNA in the mutant KK/San mice caused an increase in plasma levels of triglyceride, total cholesterol and non-esterified fatty acids (NEFA). Similarly, injection of recombinant angiopoietin-like 3 protein into the mutant mice increased levels of triglycerides and non-esterified fatty acids. (Koishi et al., *Nat. Genet.*, **2002**, 30, 151-157).

In another study focusing on the metabolic pathways of triglycerides in KK/San mice, overexpression of angiopoietin-like 3 resulted in a marked increase of triglyceride-enriched very low density lipoprotein (VLDL). Differences in the hepatic VLDL triglyceride secretion rate were not significant between wild-type KK and KK/San mice. However, studies with labeled VLDL suggested that the low plasma triglyceride levels in KK/San mice were primarily due to enhanced lipolysis of VLDL triglycerides rather than to enhanced whole particle uptake. The plasma apoB100 and apoB48 levels of KK/San mice were similar to wild-type KK mice. ApoCIII-deficient mice have a similar phenotype to KK/San mice, and ApoCIII is thought to modulate VLDL triglyceride metabolism through the inhibition of lipase-mediated hydrolysis of VLDL triglycerides. In vitro

analysis of recombinant protein revealed that angiopoietin-like 3 directly inhibits lipoprotein lipase (LPL) activity (Shimizu et al., *J. Biol. Chem.*, **2002**, 277, 33742-33748).

Consistent with a role in lipid metabolism, angiopoietin-like 3 mRNA was found to be upregulated in C57BL/6J mice fed normal chow diets with 4% cholesterol and in mice treated with the liver X receptor (LXR) agonist T0901317. LXRs are ligand-activated transcription factors which play a role in the regulation of genes that govern cholesterol homeostasis in the liver and peripheral tissues. In addition to cholesterol metabolism, LXRs may also play a role in regulation of fatty acid metabolism. Treatment of HepG2 cells with natural or synthetic agents which activate LXR caused increased angiopoietin-like 3 expression. The promoter of the human angiopoietin-like 3 gene was found to contain an LXR response element. In addition, the promoter contained several potential binding sites for other transcription factors including HNF-1, HNF-4, and C/EBP. (Kaplan et al., *J. Lipid Res.*, **2003**, 44, 136-143).

Treatment of rodents with T0901317 is associated with triglyceride accumulation in the liver and plasma. The liver triglyceride accumulation has been explained by increased expression of the sterol regulatory element binding protein-1c (SREBP1c) and fatty acid synthase (FAS), both of which are targets of LXR. T0901317 failed to increase plasma triglyceride concentration in angiopoietin-like 3 deficient mice, while the stimulated accumulation of hepatic triglyceride was similar to that observed in treated wild type mice. The rise in plasma triglyceride in wild-type mice treated with T0901317 parallels an induction of angiopoietin-like 3 mRNA in the liver and an increase in plasma concentration of the protein. (Inaba et al., *J. Biol. Chem.*, **2003**, 278, 21344-21351).

Further studies addressed the mechanism of the increase in plasma free fatty acid (FFA) levels observed in KK/Snk mice treated with exogenous angiopoietin-like 3. Probe of fixed human tissues with a fluorescence-labeled angiopoietin-like 3 protein demonstrated strong binding only on adipose tissue. Furthermore, radiolabeled protein binding was examined in 3T3-L1 adipocytes and was found to be saturable and specific. Incubation of 3T3-L1 adipocytes with angiopoietin-like 3 led to enhanced release of FFA and glycerol into the culture medium. (Shimamura et al., *Biochem. Biophys. Res. Commun.*, **2003**, 301, 604-609).

In a study using streptozotocin-treated mice (STZ) to model the insulin-deficient state and db/db mice to model the insulin-resistant diabetic state, larger amounts of hepatic angiopoietin-like 3 were observed in diabetic mice as compared to control animals. Both models of diabetes showed hypertriglyceridemia, and the hyperlipidemia observed was explained at least partially by the increased expression of angiopoietin-like 3. These results suggested that angiopoietin-like 3 is a link between diabetes and dyslipidemia, with elevation promoting hyperlipidemia (Inukai et al., *Biochem. Biophys. Res. Commun.*, **2004**, 317, 1075-1079).

A subsequent study examined the regulation of angiopoietin-like 3 by leptin and insulin, both of which are key players in the metabolic syndrome. Angiopoietin-like 3 expression and plasma protein levels were increased in leptin-resistant db/db and leptin-deficient ob/ob mice relative to controls. Supplementation of ob/ob mice with leptin decreased angiopoietin-like 3 levels. The alterations in expression were associated with alterations in plasma triglyceride and free fatty acid levels. Gene expression and plasma protein levels were also increased in insulin-deficient STZ-treated mice. (Shimamura et al., *Biochem Biophys Res Commun*, **2004**, 322, 1080-1085).

In accord with its membership in the angiopoietin family, recombinant angiopoietin-like 3 protein was found to bind to $\alpha_v\beta_3$ integrin and induced integrin $\alpha_v\beta_3$ -dependent haptotactic endothelial cell adhesion and migration. It also stimulated signal transduction pathways characteristic for integrin activation. Angiopoietin-like 3 strongly induced angiogenesis in the rat corneal angiogenesis assay. (Camenisch et al., *J. Biol. Chem.*, **2002**, 277, 17281-17290).

Genome-wide association scans (GWAS) surveying the genome for common variants associated with plasma concentrations of HDL, LDL and triglyceride were undertaken by several groups. The GWAS studies found an association between triglycerides and single-nucleotide polymorphisms (SNPs) near ANGPTL3 (Willer et al., *Nature Genetics*, 2008, 40(2):161-169).

U.S. Patent 7,267,819, application USSN 12/128,545, and application USSN 12/001,012 generally describe angiopoietin-like 3 agonists and antagonists.

PCT publications WO/02101039 (EP02733390) and WO/0142499 (USSN 10/164,030) disclose a nucleic acid sequence complementary to mouse angiopoietin-like 3 (Ryuta, 2002; Ryuta, 2001).

There is a currently a lack of acceptable options for treating cardiovascular and metabolic disorders. It is therefore an object herein to provide compounds and methods for the treatment of such diseases and disorder.

The potential role of angiopoietin-like 3 in lipid metabolism makes it an attractive target for investigation. Antisense technology is emerging as an effective means for reducing the expression of certain gene products and may therefore prove to be uniquely useful in a number of therapeutic, diagnostic, and research applications for the modulation of angiopoietin-like 3.

Summary of the Invention

Provided herein are antisense compounds useful for modulating gene expression and associated pathways via antisense mechanisms of action such as RNaseH, RNAi and dsRNA enzymes, as well as other antisense mechanisms based on target degradation or target occupancy.

Provided herein are methods, compounds, and compositions for inhibiting expression of ANGPTL3 and treating, preventing, delaying or ameliorating a ANGPTL3 related disease, condition or a symptom thereof. In certain embodiments, the ANGPTL3 related disease or condition is cardiovascular disease or metabolic disease.

In certain embodiments, the compounds or compositions of the invention comprise a modified oligonucleotide 10 to 30 linked nucleosides in length targeted to ANGPTL3. The ANGPTL target can have a sequence selected from any one of SEQ ID NOs: 1-5. The modified oligonucleotide targeting ANGPTL3 can have a nucleobase sequence comprising at least 8 contiguous nucleobases complementary to an equal length portion of SEQ ID NOs: 1-5. The modified oligonucleotide targeting ANGPTL3 can have a nucleobase sequence comprising at least 8 contiguous nucleobases of a nucleobase sequence selected from any of SEQ ID NO: 34-182. The modified oligonucleotide can have a nucleobase sequence comprising at least 8, 9, 10, 11, 12, 13, 14, 15, 16, 17, 18, 19 or 20 contiguous nucleobases of a nucleobase sequence selected from a sequence recited in any one of SEQ ID NOs: 34-182. The contiguous nucleobase portion of the modified oligonucleotide can be complementary to an equal length portion of an ANGPTL3 region selected from any one of SEQ ID NOs: 1-5. The ANGPTL3 region can be chosen from one or more of the following regions: 22-52, 116-145, 637-720, 953-983, 1333-1469 and 1463-1489.

In another embodiment, there is provided use of an antisense compound comprising a modified oligonucleotide 18 to 24 linked nucleosides in length complementary to ANGPTL3 for reducing ANGPTL3 expression in an animal, wherein the compound is an active antisense compound.

5 In another embodiment, there is provided use of an antisense compound comprising a modified oligonucleotide 18 to 24 linked nucleosides in length complementary to ANGPTL3 for treating an animal with metabolic or cardiovascular disease, wherein the compound is an active antisense compound.

10 In another embodiment, there is provided use of an antisense compound comprising a modified oligonucleotide 18 to 24 linked nucleosides in length complementary to ANGPTL3 in the manufacture of a medicament for reducing ANGPTL3 expression in an animal, wherein the compound is an active antisense compound.

15 In another embodiment, there is provided use of an antisense compound comprising a modified oligonucleotide 18 to 24 linked nucleosides in length complementary to ANGPTL3 in the manufacture of a medicament for treating an animal with metabolic or cardiovascular disease, wherein the compound is an active antisense compound.

20 In another embodiment, there is provided an antisense compound comprising a modified oligonucleotide 18 to 24 linked nucleosides in length complementary to ANGPTL3 for use in reducing ANGPTL3 expression in an animal, wherein the compound is an active antisense compound.

25 In another embodiment, there is provided an antisense compound comprising a modified oligonucleotide 18 to 24 linked nucleosides in length complementary to ANGPTL3 for use in the treatment of an animal with metabolic or cardiovascular disease, wherein the compound is an active antisense compound.

In another embodiment, there is provided use of a compound comprising a modified oligonucleotide 10 to 30 linked nucleosides in length complementary to ANGPTL3 for reducing apoC-III expression in an animal.

In another embodiment, there is provided use of a modified oligonucleotide 10 to 30 linked nucleosides in length complementary to ANGPTL3, for reducing triglyceride levels in an animal.

5 In another embodiment, there is provided use of a modified oligonucleotide 10 to 30 linked nucleosides in length complementary to ANGPTL3, for reducing cholesterol levels in an animal.

In another embodiment, there is provided use of a compound comprising a modified oligonucleotide 10 to 30 linked nucleosides in length complementary to ANGPTL3, for reducing low-density lipoprotein (LDL) levels in an animal.

10 In another embodiment, there is provided use of a modified oligonucleotide 10 to 30 linked nucleosides in length complementary to ANGPTL3, for reducing glucose levels in an animal.

In another embodiment, there is provided use of a compound comprising a modified oligonucleotide 10 to 30 linked nucleosides in length complementary to
15 ANGPTL3, for ameliorating metabolic or cardiovascular disease in an animal.

In another embodiment, there is provided use of an ANGPTL3 inhibitor comprising a modified oligonucleotide consisting of 20 linked nucleosides and having a nucleobase sequence at least 90% complementary to SEQ ID NO: 1-5 as measured over the entirety of said modified oligonucleotide for decreasing one or more of ANGPTL3
20 levels, LDL levels, apoC-III levels, triglyceride levels, cholesterol levels, glucose levels, fat pad weight, cardiovascular disease and metabolic disease.

Certain embodiments provide a method of reducing ANGPTL3 expression in an animal comprising administering to the animal a compound comprising the modified oligonucleotide targeting ANGPTL3 described herein.

5 Certain embodiments provide a method of reducing apoC-III expression, triglyceride levels, cholesterol levels, low-density lipoprotein (LDL) or glucose levels in an animal comprising administering to the animal a compound comprising the modified oligonucleotide targeted to ANGPTL3 described herein, wherein the modified oligonucleotide reduces ANGPTL3 expression in the animal.

10 Certain embodiments provide a method of ameliorating cardiovascular disease or metabolic disease in an animal comprising administering to the animal a compound comprising a modified oligonucleotide targeted to ANGPTL3 described herein, wherein the modified oligonucleotide reduces ANGPTL3 expression in the animal.

15 Certain embodiments provide a method for treating an animal with cardiovascular disease or metabolic disease comprising: 1) identifying the animal with cardiovascular disease or metabolic disease, and 2) administering to the animal a therapeutically effective amount of a compound comprising a modified oligonucleotide consisting of 20 linked nucleosides and having a nucleobase sequence at least 90% complementary to SEQ ID NO: 1-5 as measured over the entirety of said modified oligonucleotide, thereby treating the animal with cardiovascular disease or metabolic disease. In certain embodiments, the therapeutically effective amount of the compound administered
20 to the animal reduces cardiovascular disease or metabolic disease in the animal.

Certain embodiments provide a method for decreasing one or more of ANGPTL3 levels, LDL levels, apoC-III levels, triglyceride levels, cholesterol levels, glucose levels, fat pad weight, cardiovascular disease and metabolic disease in a human by administering an ANGPTL3 inhibitor comprising a modified oligonucleotide as described herein.

25

Detailed Description of the Invention

It is to be understood that both the foregoing general description and the following detailed description are exemplary and explanatory only and are not restrictive of the invention, as claimed. Herein, the use of the singular includes the plural unless specifically stated otherwise. As used

herein, the use of “or” means “and/or” unless stated otherwise. Furthermore, the use of the term “including” as well as other forms, such as “includes” and “included”, is not limiting. Also, terms such as “element” or “component” encompass both elements and components comprising one unit and elements and components that comprise more than one subunit, unless specifically stated
5 otherwise.

The section headings used herein are for organizational purposes only and are not to be construed as limiting the subject matter described.

10

Definitions

Unless specific definitions are provided, the nomenclature utilized in connection with, and the procedures and techniques of, analytical chemistry, synthetic organic chemistry, and medicinal and pharmaceutical chemistry described herein are those well known and commonly used in the art.

15 Standard techniques can be used for chemical synthesis, and chemical analysis.

20

Unless otherwise indicated, the following terms have the following meanings:

“2’-O-methoxyethyl” (also 2’-MOE and 2’-O(CH₂)₂-OCH₃) refers to an O-methoxy-ethyl modification of the 2’ position of a furosyl ring. A 2’-O-methoxyethyl modified sugar is a modified sugar.

25 “2’-O-methoxyethyl nucleotide” means a nucleotide comprising a 2’-O-methoxyethyl modified sugar moiety.

“3’ target site” refers to the nucleotide of a target nucleic acid which is complementary to the 3’-most nucleotide of a particular antisense compound.

“5’ target site” refers to the nucleotide of a target nucleic acid which is complementary to the 5’-most nucleotide of a particular antisense compound.

“5-methylcytosine” means a cytosine modified with a methyl group attached to the 5’ position. A 5-methylcytosine is a modified nucleobase.

5 “About” means within $\pm 10\%$ of a value. For example, if it is stated, “a marker may be increased by about 50%”, it is implied that the marker may be increased between 45%-55%

“Active pharmaceutical agent” means the substance or substances in a pharmaceutical composition that provide a therapeutic benefit when administered to an individual. For example, in certain embodiments an antisense oligonucleotide targeted to ANGPTL3 is an active pharmaceutical agent.

10 “Active target region” or “target region” means a region to which one or more active antisense compounds is targeted.

“Active antisense compounds” means antisense compounds that reduce target nucleic acid levels or protein levels.

15 “Adipogenesis” means the development of fat cells from preadipocytes. “Lipogenesis” means the production or formation of fat, either fatty degeneration or fatty infiltration.

“Adiposity” or “Obesity” refers to the state of being obese or an excessively high amount of body fat or adipose tissue in relation to lean body mass. The amount of body fat includes concern for both the distribution of fat throughout the body and the size and mass of the adipose tissue deposits. Body fat distribution can be estimated by skin-fold measures, waist-to-hip circumference ratios, or techniques such as ultrasound, computed tomography, or magnetic resonance imaging. According to the Center for Disease Control and Prevention, individuals with a body mass index (BMI) of 30 or more are considered obese. The term “Obesity” as used herein includes conditions where there is an increase in body fat beyond the physical requirement as a result of excess accumulation of adipose tissue in the body. The term “obesity” includes, but is not limited to, the following conditions: adult-onset obesity; alimentary obesity; endogenous or metabolic obesity; endocrine obesity; familial obesity; hyperinsular obesity; hyperplastic-hypertrophic obesity; hypogonadal obesity; hypothyroid obesity; lifelong obesity; morbid obesity and exogenous obesity.

“Administered concomitantly” refers to the co-administration of two agents in any manner in which the pharmacological effects of both are manifest in the patient at the same time. Concomitant administration does not require that both agents be administered in a single pharmaceutical composition, in the same dosage form, or by the same route of administration. The effects of both agents need not manifest themselves at the same time. The effects need only be overlapping for a period of time and need not be coextensive.

“Administering” means providing an agent to an animal, and includes, but is not limited to, administering by a medical professional and self-administering.

“Agent” means an active substance that can provide a therapeutic benefit when administered to an animal. “First Agent” means a therapeutic compound of the invention. For example, a first agent can be an antisense oligonucleotide targeting ANGPTL3. “Second agent” means a second therapeutic compound of the invention (e.g. a second antisense oligonucleotide targeting ANGPTL3) and/or a non-ANGPTL3 therapeutic compound.

“Amelioration” refers to a lessening of at least one indicator, sign, or symptom of an associated disease, disorder, or condition. The severity of indicators can be determined by subjective or objective measures, which are known to those skilled in the art.

“ANGPTL3” means any nucleic acid or protein of ANGPTL3.

“ANGPTL3 expression” means the level of mRNA transcribed from the gene encoding ANGPTL3 or the level of protein translated from the mRNA. ANGPTL3 expression can be determined by art known methods such as a Northern or Western blot.

“ANGPTL3 nucleic acid” means any nucleic acid encoding ANGPTL3. For example, in certain embodiments, a ANGPTL3 nucleic acid includes a DNA sequence encoding ANGPTL3, a RNA sequence transcribed from DNA encoding ANGPTL3 (including genomic DNA comprising introns and exons), and a mRNA sequence encoding ANGPTL3. “ANGPTL3 mRNA” means a mRNA encoding an ANGPTL3 protein.

“Animal” refers to a human or non-human animal, including, but not limited to, mice, rats, rabbits, dogs, cats, pigs, and non-human primates, including, but not limited to, monkeys and chimpanzees.

“Antisense activity” means any detectable or measurable activity attributable to the hybridization of an antisense compound to its target nucleic acid. In certain embodiments, antisense activity is a decrease in the amount or expression of a target nucleic acid or protein encoded by such target nucleic acid.

5 “Antisense compound” means an oligomeric compound that is capable of undergoing hybridization to a target nucleic acid through hydrogen bonding.

“Antisense inhibition” means reduction of target nucleic acid levels or target protein levels in the presence of an antisense compound complementary to a target nucleic acid compared to target nucleic acid levels or target protein levels in the absence of the antisense compound.

10 “Antisense oligonucleotide” means a single-stranded oligonucleotide having a nucleobase sequence that permits hybridization to a corresponding region or segment of a target nucleic acid.

“ApoB-containing lipoprotein” means any lipoprotein that has apolipoprotein B as its protein component, and is understood to include LDL, VLDL, IDL, and lipoprotein(a) and can be generally targeted by lipid lowering agent and therapies. “ApoB-100-containing LDL” means ApoB-100
15 isoform containing LDL.

“Atherosclerosis” means a hardening of the arteries affecting large and medium-sized arteries and is characterized by the presence of fatty deposits. The fatty deposits are called “atheromas” or “plaques,” which consist mainly of cholesterol and other fats, calcium and scar tissue, and damage the lining of arteries.

20 “Bicyclic sugar” means a furosyl ring modified by the bridging of two non-geminal ring atoms. A bicyclic sugar is a modified sugar.

“Bicyclic nucleic acid” or “BNA” refers to a nucleoside or nucleotide wherein the furanose portion of the nucleoside or nucleotide includes a bridge connecting two carbon atoms on the furanose ring, thereby forming a bicyclic ring system.

25 “Cap structure” or “terminal cap moiety” means chemical modifications, which have been incorporated at either terminus of an antisense compound.

“Cardiovascular disease” or “cardiovascular disorder” refers to a group of conditions related to the heart, blood vessels, or the circulation. Examples of cardiovascular diseases or disorders include, but are not limited to, aneurysm, angina, arrhythmia, atherosclerosis, cerebrovascular

disease (stroke), coronary heart disease, hypertension, dyslipidemia, hyperlipidemia, and hypercholesterolemia.

“Chemically distinct region” refers to a region of an antisense compound that is in some way chemically different than another region of the same antisense compound. For example, a
5 region having 2'-O-methoxyethyl nucleotides is chemically distinct from a region having nucleotides without 2'-O-methoxyethyl modifications.

“Chimeric antisense compound” means an antisense compound that has at least two chemically distinct regions.

“Co-administration” means administration of two or more agents to an individual. The two
10 or more agents can be in a single pharmaceutical composition, or can be in separate pharmaceutical compositions. Each of the two or more agents can be administered through the same or different routes of administration. Co-administration encompasses parallel or sequential administration.

“Cholesterol” is a sterol molecule found in the cell membranes of all animal tissues. Cholesterol must be transported in an animal's blood plasma by lipoproteins including very low
15 density lipoprotein (VLDL), intermediate density lipoprotein (IDL), low density lipoprotein (LDL), and high density lipoprotein (HDL). “Plasma cholesterol” refers to the sum of all lipoproteins (VLDL, IDL, LDL, HDL) esterified and/or non-esterified cholesterol present in the plasma or serum.

“Cholesterol absorption inhibitor” means an agent that inhibits the absorption of exogenous cholesterol obtained from diet.

20 “Complementarity” means the capacity for pairing between nucleobases of a first nucleic acid and a second nucleic acid. In certain embodiments, complementarity between the first and second nucleic acid may be between two DNA strands, between two RNA strands, or between a DNA and an RNA strand. In certain embodiments, some of the nucleobases on one strand are matched to a complementary hydrogen bonding base on the other strand. In certain embodiments, all
25 of the nucleobases on one strand are matched to a complementary hydrogen bonding base on the other strand. In certain embodiments, a first nucleic acid is an antisense compound and a second nucleic acid is a target nucleic acid. In certain such embodiments, an antisense oligonucleotide is a first nucleic acid and a target nucleic acid is a second nucleic acid.

“Contiguous nucleobases” means nucleobases immediately adjacent to each other.

“Coronary heart disease (CHD)” means a narrowing of the small blood vessels that supply blood and oxygen to the heart, which is often a result of atherosclerosis.

“Deoxyribonucleotide” means a nucleotide having a hydrogen at the 2’ position of the sugar portion of the nucleotide. Deoxyribonucleotides may be modified with any of a variety of
5 substituents.

“Diabetes mellitus” or “diabetes” is a syndrome characterized by disordered metabolism and abnormally high blood sugar (hyperglycemia) resulting from insufficient levels of insulin or reduced insulin sensitivity. The characteristic symptoms are excessive urine production (polyuria) due to high blood glucose levels, excessive thirst and increased fluid intake (polydipsia) attempting to
10 compensate for increased urination, blurred vision due to high blood glucose effects on the eye's optics, unexplained weight loss, and lethargy.

“Diabetic dyslipidemia” or “type 2 diabetes with dyslipidemia” means a condition characterized by Type 2 diabetes, reduced HDL-C, elevated triglycerides, and elevated small, dense LDL particles.

15 “Diluent” means an ingredient in a composition that lacks pharmacological activity, but is pharmaceutically necessary or desirable. For example, the diluent in an injected composition can be a liquid, e.g. saline solution.

“Dyslipidemia” refers to a disorder of lipid and/or lipoprotein metabolism, including lipid and/or lipoprotein overproduction or deficiency. Dyslipidemias may be manifested by elevation of
20 lipids such as cholesterol and triglycerides as well as lipoproteins such as low-density lipoprotein (LDL) cholesterol.

“Dosage unit” means a form in which a pharmaceutical agent is provided, e.g. pill, tablet, or other dosage unit known in the art. In certain embodiments, a dosage unit is a vial containing lyophilized antisense oligonucleotide. In certain embodiments, a dosage unit is a vial containing
25 reconstituted antisense oligonucleotide.

“Dose” means a specified quantity of a pharmaceutical agent provided in a single administration, or in a specified time period. In certain embodiments, a dose can be administered in one, two, or more boluses, tablets, or injections. For example, in certain embodiments where subcutaneous administration is desired, the desired dose requires a volume not easily accommodated

by a single injection, therefore, two or more injections can be used to achieve the desired dose. In certain embodiments, the pharmaceutical agent is administered by infusion over an extended period of time or continuously. Doses can be stated as the amount of pharmaceutical agent per hour, day, week, or month. Doses can be expressed as mg/kg or g/kg.

5 “Effective amount” or “therapeutically effective amount” means the amount of active pharmaceutical agent sufficient to effectuate a desired physiological outcome in an individual in need of the agent. The effective amount can vary among individuals depending on the health and physical condition of the individual to be treated, the taxonomic group of the individuals to be treated, the formulation of the composition, assessment of the individual’s medical condition, and
10 other relevant factors.

 “Fully complementary” or “100% complementary” means each nucleobase of a nucleobase sequence of a first nucleic acid has a complementary nucleobase in a second nucleobase sequence of a second nucleic acid. In certain embodiments, a first nucleic acid is an antisense compound and a target nucleic acid is a second nucleic acid.

15 “Gapmer” means a chimeric antisense compound in which an internal region having a plurality of nucleosides that support RNase H cleavage is positioned between external regions having one or more nucleosides, wherein the nucleosides comprising the internal region are chemically distinct from the nucleoside or nucleosides comprising the external regions. The internal region can be referred to as a “gap segment” and the external regions can be referred to as “wing
20 segments.”

 “Gap-widened” means a chimeric antisense compound having a gap segment of 12 or more contiguous 2’-deoxyribonucleosides positioned between and immediately adjacent to 5’ and 3’ wing segments having from one to six nucleosides.

 “Glucose” is a monosaccharide used by cells as a source of energy and metabolic
25 intermediate. “Plasma glucose” refers to glucose present in the plasma.

 “High density lipoprotein-C (HDL-C)” means cholesterol associated with high density lipoprotein particles. Concentration of HDL-C in serum (or plasma) is typically quantified in mg/dL or nmol/L. “serum HDL-C” and “plasma HDL-C” mean HDL-C in serum and plasma, respectively.

“HMG-CoA reductase inhibitor” means an agent that acts through the inhibition of the enzyme HMG-CoA reductase, such as atorvastatin, rosuvastatin, fluvastatin, lovastatin, pravastatin, and simvastatin.

5 “Hybridization” means the annealing of complementary nucleic acid molecules. In certain embodiments, complementary nucleic acid molecules include an antisense compound and a target nucleic acid.

“Hypercholesterolemia” means a condition characterized by elevated cholesterol or circulating (plasma) cholesterol, LDL-cholesterol and VLDL-cholesterol, as per the guidelines of the Expert Panel Report of the National Cholesterol Educational Program (NCEP) of Detection,
10 Evaluation of Treatment of high cholesterol in adults (see, Arch. Int. Med. (1988) 148, 36-39).

“Hyperlipidemia” or “hyperlipemia” is a condition characterized by elevated serum lipids or circulating (plasma) lipids. This condition manifests an abnormally high concentration of fats. The lipid fractions in the circulating blood are cholesterol, low density lipoproteins, very low density lipoproteins and triglycerides.

15 “Hypertriglyceridemia” means a condition characterized by elevated triglyceride levels.

“Identifying” or “selecting a subject having a metabolic or cardiovascular disease” means identifying or selecting a subject having been diagnosed with a metabolic disease, a cardiovascular disease, or a metabolic syndrome; or, identifying or selecting a subject having any symptom of a metabolic disease, cardiovascular disease, or metabolic syndrome including, but not limited to,
20 hypercholesterolemia, hyperglycemia, hyperlipidemia, hypertriglyceridemia, hypertension increased insulin resistance, decreased insulin sensitivity, above normal body weight, and/or above normal body fat content or any combination thereof. Such identification may be accomplished by any method, including but not limited to, standard clinical tests or assessments, such as measuring serum or circulating (plasma) cholesterol, measuring serum or circulating (plasma) blood-glucose,
25 measuring serum or circulating (plasma) triglycerides, measuring blood-pressure, measuring body fat content, measuring body weight, and the like.

“Identifying” or “selecting a diabetic subject” means identifying or selecting a subject having been identified as diabetic or identifying or selecting a subject having any symptom of

diabetes (type 1 or type 2) such as, but not limited to, having a fasting glucose of at least 110 mg/dL, glycosuria, polyuria, polydipsia, increased insulin resistance, and/or decreased insulin sensitivity.

“Identifying” or “selecting an obese subject” means identifying or selecting a subject having been diagnosed as obese or identifying or selecting a subject with a BMI over 30 and/or a waist
5 circumference of greater than 102 cm in men or greater than 88 cm in women.

“Identifying” or “selecting a subject having dyslipidemia” means identifying or selecting a subject diagnosed with a disorder of lipid and/or lipoprotein metabolism, including lipid and/or lipoprotein overproduction or deficiency. Dyslipidemias may be manifested by elevation of lipids such as cholesterol and triglycerides as well as lipoproteins such as low-density lipoprotein (LDL)
10 cholesterol.

“Identifying” or “selecting” a subject having increased adiposity” means identifying or selecting a subject having an increased amount of body fat (or adiposity) that includes concern for one or both the distribution of fat throughout the body and the size and mass of the adipose tissue deposits. Body fat distribution can be estimated by skin-fold measures, waist-to-hip circumference
15 ratios, or techniques such as ultrasound, computer tomography, or magnetic resonance imaging. According to the Center for Disease Control and Prevention, individuals with a body mass index (BMI) of 30 or more are considered obese.

“Improved cardiovascular outcome” means a reduction in the occurrence of adverse cardiovascular events, or the risk thereof. Examples of adverse cardiovascular events include,
20 without limitation, death, reinfarction, stroke, cardiogenic shock, pulmonary edema, cardiac arrest, and atrial dysrhythmia.

“Immediately adjacent” means there are no intervening elements between the immediately adjacent elements.

“Individual” or “subject” or “animal” means a human or non-human animal selected for
25 treatment or therapy.

“Inhibiting the expression or activity” refers to a reduction or blockade of the expression or activity and does not necessarily indicate a total elimination of expression or activity.

“Insulin resistance” is defined as the condition in which normal amounts of insulin are inadequate to produce a normal insulin response from cells, e.g., fat, muscle and/or liver cells. Insulin resistance in fat cells results in hydrolysis of stored triglycerides, which elevates free fatty acids in the blood plasma. Insulin resistance in muscle reduces glucose uptake whereas insulin resistance in liver reduces glucose storage, with both effects serving to elevate blood glucose. High plasma levels of insulin and glucose due to insulin resistance often leads to metabolic syndrome and type 2 diabetes.

“Insulin sensitivity” is a measure of how effectively an individual processes glucose. An individual having high insulin sensitivity effectively processes glucose whereas an individual with low insulin sensitivity does not effectively process glucose.

“Internucleoside linkage” refers to the chemical bond between nucleosides.

“Intravenous administration” means administration into a vein.

“Linked nucleosides” means adjacent nucleosides which are bonded together.

“Lipid-lowering” means a reduction in one or more lipids in a subject. Lipid-lowering can occur with one or more doses over time.

“Lipid-lowering agent” means an agent, for example, an ANGPTL3-specific modulator, provided to a subject to achieve a lowering of lipids in the subject. For example, in certain embodiments, a lipid-lowering agent is provided to a subject to reduce one or more of apoB, apoC3, total cholesterol, LDL-C, VLDL-C, IDL-C, non-HDL-C, triglycerides, small dense LDL particles, and Lp(a) in a subject. “Lipid-lowering therapy” means a therapeutic regimen provided to a subject to reduce one or more lipids in a subject. In certain embodiments, a lipid-lowering therapy is provided to reduce one or more of apoB, apoC-III, total cholesterol, LDL-C, VLDL-C, IDL-C, non-HDL-C, triglycerides, small dense LDL particles, and Lp(a) in a subject.

“Lipoprotein”, such as VLDL, LDL and HDL, refers to a group of proteins found in the serum, plasma and lymph and are important for lipid transport. The chemical composition of each lipoprotein differs in that the HDL has a higher proportion of protein versus lipid, whereas the VLDL has a lower proportion of protein versus lipid.

“Low density lipoprotein-cholesterol (LDL-C)” means cholesterol carried in low density lipoprotein particles. Concentration of LDL-C in serum (or plasma) is typically quantified in mg/dL or nmol/L. “Serum LDL-C” and “plasma LDL-C” mean LDL-C in the serum and plasma, respectively.

5 “Major risk factors” refers to factors that contribute to a high risk for a particular disease or condition. In certain embodiments, major risk factors for coronary heart disease include, without limitation, cigarette smoking, hypertension, low HDL-C, family history of coronary heart disease, age, and other factors disclosed herein.

10 “Metabolic disorder” or “metabolic disease” refers to a condition characterized by an alteration or disturbance in metabolic function. “Metabolic” and “metabolism” are terms well known in the art and generally include the whole range of biochemical processes that occur within a living organism. Metabolic disorders include, but are not limited to, hyperglycemia, prediabetes, diabetes (type I and type 2), obesity, insulin resistance, metabolic syndrome and dyslipidemia due to type 2 diabetes.

15 “Metabolic syndrome” means a condition characterized by a clustering of lipid and non-lipid cardiovascular risk factors of metabolic origin. In certain embodiments, metabolic syndrome is identified by the presence of any 3 of the following factors: waist circumference of greater than 102 cm in men or greater than 88 cm in women; serum triglyceride of at least 150 mg/dL; HDL-C less than 40 mg/dL in men or less than 50 mg/dL in women; blood pressure of at least 130/85 mmHg; and
20 fasting glucose of at least 110 mg/dL. These determinants can be readily measured in clinical practice (JAMA, 2001, 285: 2486-2497).

“Mismatch” or “non-complementary nucleobase” refers to the case when a nucleobase of a first nucleic acid is not capable of pairing with the corresponding nucleobase of a second or target nucleic acid.

25 “Mixed dyslipidemia” means a condition characterized by elevated cholesterol and elevated triglycerides.

“Modified internucleoside linkage” refers to a substitution or any change from a naturally occurring internucleoside bond (i.e. a phosphodiester internucleoside bond).

“Modified nucleobase” refers to any nucleobase other than adenine, cytosine, guanine, thymidine, or uracil. An “unmodified nucleobase” means the purine bases adenine (A) and guanine (G), and the pyrimidine bases thymine (T), cytosine (C), and uracil (U).

5 “Modified nucleoside” means a nucleoside having, independently, one or more modified sugar moiety or modified nucleobase.

“Modified nucleotide” means a nucleotide having, independently, one or more modified sugar moiety, modified internucleoside linkage, or modified nucleobase. A “modified nucleoside” means a nucleoside having, independently, one or more modified sugar moiety or modified nucleobase.

10 “Modified oligonucleotide” means an oligonucleotide comprising at least one modified nucleotide.

“Modified sugar” refers to a substitution or change from a natural sugar.

“Motif” means the pattern of chemically distinct regions in an antisense compound.

“MTP inhibitor” means an agent inhibits the enzyme microsomal triglyceride transfer protein.

15 “Naturally occurring internucleoside linkage” means a 3' to 5' phosphodiester linkage.

“Natural sugar moiety” means a sugar found in DNA (2'-H) or RNA (2'-OH).

“Non-alcoholic fatty liver disease” or “NAFLD” means a condition characterized by fatty inflammation of the liver that is not due to excessive alcohol use (for example, alcohol consumption of over 20 g/day). In certain embodiments, NAFLD is related to insulin resistance and metabolic syndrome. NAFLD encompasses a disease spectrum ranging from simple triglyceride accumulation in hepatocytes (hepatic steatosis) to hepatic steatosis with inflammation (steatohepatitis), fibrosis, and cirrhosis.

20 “Nonalcoholic steatohepatitis” (NASH) occurs from progression of NAFLD beyond deposition of triglycerides. A “second hit” capable of inducing necrosis, inflammation, and fibrosis is required for development of NASH. Candidates for the second-hit can be grouped into broad categories: factors causing an increase in oxidative stress and factors promoting expression of proinflammatory cytokines. It has been suggested that increased liver triglycerides lead to increased oxidative stress in hepatocytes of animals and humans, indicating a potential cause-and-effect

relationship between hepatic triglyceride accumulation, oxidative stress, and the progression of hepatic steatosis to NASH (Browning and Horton, *J Clin Invest*, **2004**, *114*, 147-152).

Hypertriglyceridemia and hyperfattyacidemia can cause triglyceride accumulation in peripheral tissues (Shimamura et al., *Biochem Biophys Res Commun*, **2004**, *322*, 1080-1085).

5 “Nucleic acid” refers to molecules composed of monomeric nucleotides. A nucleic acid includes ribonucleic acids (RNA), deoxyribonucleic acids (DNA), single-stranded nucleic acids, double-stranded nucleic acids, small interfering ribonucleic acids (siRNA), and microRNAs (miRNA). A nucleic acid can also comprise a combination of these elements in a single molecule.

 “Nucleobase” means a heterocyclic moiety capable of pairing with a base of another nucleic
10 acid.

 “Nucleobase sequence” means the order of contiguous nucleobases independent of any sugar, linkage, or nucleobase modification.

 “Nucleoside” means a nucleobase linked to a sugar.

 “Nucleoside mimetic” includes those structures used to replace the sugar or the sugar and the
15 base and not necessarily the linkage at one or more positions of an oligomeric compound such as for example nucleoside mimetics having morpholino, cyclohexenyl, cyclohexyl, tetrahydropyranyl, bicyclo or tricyclo sugar mimetics e.g. non furanose sugar units.

 “Nucleotide” means a nucleoside having a phosphate group covalently linked to the sugar portion of the nucleoside.

20 “Nucleotide mimetic” includes those structures used to replace the nucleoside and the linkage at one or more positions of an oligomeric compound such as for example peptide nucleic acids or morpholinos (morpholinos linked by -N(H)-C(=O)-O- or other non-phosphodiester linkage).

 “Oligomeric compound” or “oligomer” refers to a polymeric structure comprising two or
25 more sub-structures and capable of hybridizing to a region of a nucleic acid molecule. In certain embodiments, oligomeric compounds are oligonucleosides. In certain embodiments, oligomeric compounds are oligonucleotides. In certain embodiments, oligomeric compounds are antisense compounds. In certain embodiments, oligomeric compounds are antisense oligonucleotides. In certain embodiments, oligomeric compounds are chimeric oligonucleotides.

“Oligonucleotide” means a polymer of linked nucleosides each of which can be modified or unmodified, independent one from another.

“Parenteral administration” means administration by a manner other than through the digestive tract. Parenteral administration includes topical administration, subcutaneous
5 administration, intravenous administration, intramuscular administration, intraarterial administration, intraperitoneal administration, or intracranial administration, e.g. intrathecal or intracerebroventricular administration. Administration can be continuous, or chronic, or short or intermittent.

“Peptide” means a molecule formed by linking at least two amino acids by amide bonds.
10 Peptide refers to polypeptides and proteins.

“Pharmaceutical agent” means a substance that provides a therapeutic benefit when administered to an individual. For example, in certain embodiments, an antisense oligonucleotide targeted to ANGPTL3 is pharmaceutical agent.

“Pharmaceutical composition” means a mixture of substances suitable for administering to
15 an individual. For example, a pharmaceutical composition can comprise one or more active agents and a sterile aqueous solution.

“Pharmaceutically acceptable carrier” means a medium or diluent that does not interfere with the structure or function of the oligonucleotide. Certain, of such carriers enable pharmaceutical compositions to be formulated as, for example, tablets, pills, dragees, capsules, liquids, gels, syrups,
20 slurries, suspension and lozenges for the oral ingestion by a subject. Certain of such carriers enable pharmaceutical compositions to be formulated for injection or infusion. For example, a pharmaceutically acceptable carrier can be a sterile aqueous solution.

“Pharmaceutically acceptable salts” means physiologically and pharmaceutically acceptable salts of antisense compounds, i.e., salts that retain the desired biological activity of the parent
25 oligonucleotide and do not impart undesired toxicological effects thereto.

“Phosphorothioate linkage” means a linkage between nucleosides where the phosphodiester bond is modified by replacing one of the non-bridging oxygen atoms with a sulfur atom. A phosphorothioate linkage is a modified internucleoside linkage.

“Portion” means a defined number of contiguous (i.e. linked) nucleobases of a nucleic acid. In certain embodiments, a portion is a defined number of contiguous nucleobases of a target nucleic acid. In certain embodiments, a portion is a defined number of contiguous nucleobases of an antisense compound.

5 “Prevent” refers to delaying or forestalling the onset or development of a disease, disorder, or condition for a period of time from minutes to indefinitely. Prevent also means reducing risk of developing a disease, disorder, or condition.

 “Prodrug” means a therapeutic agent that is prepared in an inactive form that is converted to an active form within the body or cells thereof by the action of endogenous enzymes or other
10 chemicals or conditions.

 “Side effects” means physiological responses attributable to a treatment other than the desired effects. In certain embodiments, side effects include injection site reactions, liver function test abnormalities, renal function abnormalities, liver toxicity, renal toxicity, central nervous system abnormalities, myopathies, and malaise. For example, increased aminotransferase levels in serum
15 can indicate liver toxicity or liver function abnormality. For example, increased bilirubin can indicate liver toxicity or liver function abnormality.

 “Single-stranded oligonucleotide” means an oligonucleotide which is not hybridized to a complementary strand.

 “Specifically hybridizable” refers to an antisense compound having a sufficient degree of
20 complementarity with a target nucleic acid to induce a desired effect, while exhibiting minimal or no effects on non-target nucleic acids under conditions in which specific binding is desired, i.e. under physiological conditions in the case of *in vivo* assays and therapeutic treatments.

 “Statin” means an agent that inhibits the activity of HMG-CoA reductase.

 “Subcutaneous administration” means administration just below the skin.

25 “Targeting” or “targeted” means the process of design and selection of an antisense compound that will specifically hybridize to a target nucleic acid and induce a desired effect.

 “Target nucleic acid,” “target RNA,” and “target RNA transcript” all refer to a nucleic acid capable of being targeted by antisense compounds.

“Target region” is defined as a portion of the target nucleic acid having at least one identifiable structure, function, or characteristic.

“Target segment” means the sequence of nucleotides of a target nucleic acid to which one or more antisense compound is targeted. “5’ target site” refers to the 5’-most nucleotide of a target
5 segment. “3’ target site” refers to the 3’-most nucleotide of a target segment.

“Therapeutically effective amount” means an amount of an agent that provides a therapeutic benefit to an individual.

“Therapeutic lifestyle change” means dietary and lifestyle changes intended to lower fat /adipose tissue mass and/or cholesterol. Such change can reduce the risk of developing heart disease,
10 and may include recommendations for dietary intake of total daily calories, total fat, saturated fat, polyunsaturated fat, monounsaturated fat, carbohydrate, protein, cholesterol, insoluble fiber, as well as recommendations for physical activity.

“Triglyceride” means a lipid or neutral fat consisting of glycerol combined with three fatty acid molecules.

15 “Type 2 diabetes,” (also known as “type 2 diabetes mellitus” or “diabetes mellitus, type 2”, and formerly called “diabetes mellitus type 2”, “non-insulin-dependent diabetes (NIDDM)”, “obesity related diabetes”, or “adult-onset diabetes”) is a metabolic disorder that is primarily characterized by insulin resistance, relative insulin deficiency, and hyperglycemia.

“Treat” refers to administering a pharmaceutical composition to effect an alteration or
20 improvement of a disease, disorder, or condition.

“Unmodified nucleotide” means a nucleotide composed of naturally occurring nucleobases, sugar moieties, and internucleoside linkages. In certain embodiments, an unmodified nucleotide is a RNA nucleotide (i.e. β -D-ribonucleosides) or a DNA nucleotide (i.e. β -D-deoxyribonucleoside).

Certain Embodiments

25

In certain embodiments, the compounds or compositions of the invention comprise a modified oligonucleotide 10 to 30 linked nucleosides in length targeted to ANGPTL3. The ANGPTL target can have a sequence selected from any one of SEQ ID NOs: 1-5.

In certain embodiments, the compounds or compositions of the invention comprise a modified oligonucleotide consisting of 10 to 30 nucleosides having a nucleobase sequence comprising at least 8 contiguous nucleobases complementary to an equal length portion of SEQ ID NOs: 1-5.

5 In certain embodiments, the compounds or compositions of the invention comprise a modified oligonucleotide consisting of 10 to 30 nucleosides having a nucleobase sequence comprising at least 8 contiguous nucleobases of a nucleobase sequence selected from any of SEQ ID NO: 34-182.

10 In certain embodiments, the compounds or compositions of the invention comprise a modified oligonucleotide consisting of 10 to 30 linked nucleosides and having a nucleobase sequence comprising at least 8, 9, 10, 11, 12, 13, 14, 15, 16, 17, 18, 19 or 20 contiguous nucleobases of a nucleobase sequence selected from a sequence recited in any one of SEQ ID NOs: 34-182.

In certain embodiments, the compounds or compositions of the invention comprise a salt of the modified oligonucleotide.

15 In certain embodiments, the compounds or compositions of the invention further comprise a pharmaceutically acceptable carrier or diluent.

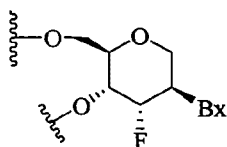
In certain embodiments, the nucleobase sequence of the modified oligonucleotide is at least 70%, 80%, 90%, 95% or 100% complementary to any one of SEQ ID NO: 1-5 as measured over the entirety of the modified oligonucleotide.

20 In certain embodiments, the compound of the invention consists of a single-stranded modified oligonucleotide.

In certain embodiments, the modified oligonucleotide consists of 8, 9, 10, 11, 12, 13, 14, 15, 16, 17, 18, 19, 20, 21, 22, 23, 24, 25, 26, 27, 28, 29 or 30 linked nucleosides. In certain embodiments, the modified oligonucleotide consists of 20 linked nucleosides.

25 In certain embodiments, at least one internucleoside linkage of said modified oligonucleotide is a modified internucleoside linkage. In certain embodiments, each internucleoside linkage is a phosphorothioate internucleoside linkage.

In certain embodiments, at least one nucleoside of the modified oligonucleotide comprises a modified sugar. In certain embodiments the modified oligonucleotide comprises at least one tetrahydropyran modified nucleoside wherein a tetrahydropyran ring replaces a furanose ring. In certain embodiments each of the tetrahydropyran modified nucleoside has the structure:



- 5 wherein Bx is an optionally protected heterocyclic base moiety. In certain embodiments, at least one modified sugar is a bicyclic sugar. In certain embodiments, at least one modified sugar comprises a 2'-O-methoxyethyl or a 4'-(CH₂)_n-O-2' bridge, wherein n is 1 or 2.

In certain embodiments, at least one nucleoside of said modified oligonucleotide comprises a modified nucleobase. In certain embodiments, the modified nucleobase is a 5-methylcytosine.

- 10 In certain embodiments, the modified oligonucleotide comprises: a) a gap segment consisting of linked deoxynucleosides; b) a 5' wing segment consisting of linked nucleosides; and c) a 3' wing segment consisting of linked nucleosides. The gap segment is positioned between the 5' wing segment and the 3' wing segment and each nucleoside of each wing segment comprises a modified sugar. In certain embodiments, the modified oligonucleotide consists of 20 linked
15 nucleosides, the gap segment consisting of ten linked deoxynucleosides, the 5' wing segment consisting of five linked nucleosides, the 3' wing segment consisting of five linked nucleosides, each nucleoside of each wing segment comprises a 2'-O-methoxyethyl sugar and each internucleoside linkage is a phosphorothioate linkage.

- In certain embodiments, the compounds or compositions of the invention comprise a
20 modified oligonucleotide consisting of 20 linked nucleosides having a nucleobase sequence comprising at least 8 contiguous nucleobases complementary to an equal length portion of SEQ ID NO: 1-5, wherein the modified oligonucleotide comprises: a) a gap segment consisting of ten linked deoxynucleosides; b) a 5' wing segment consisting of five linked nucleosides; and c) a 3' wing segment consisting of five linked nucleosides. The gap segment is positioned between the 5' wing
25 segment and the 3' wing segment, each nucleoside of each wing segment comprises a 2'-O-

methoxyethyl sugar, each internucleoside linkage is a phosphorothioate linkage and each cytosine residue is a 5-methylcytosine.

In certain embodiments, the compounds or compositions of the invention comprise a modified oligonucleotide consisting of 20 linked nucleosides having a nucleobase sequence comprising at least 8 contiguous nucleobases of a nucleobase sequence selected from any of SEQ ID NO: 34-182, wherein the modified oligonucleotide comprises: a) a gap segment consisting of ten linked deoxynucleosides; b) a 5' wing segment consisting of five linked nucleosides; and c) a 3' wing segment consisting of five linked nucleosides. The gap segment is positioned between the 5' wing segment and the 3' wing segment, each nucleoside of each wing segment comprises a 2'-O-methoxyethyl sugar, each internucleoside linkage is a phosphorothioate linkage and each cytosine residue is a 5-methylcytosine.

Certain embodiments provide methods, compounds, and compositions for inhibiting ANGPTL3 expression.

Certain embodiments provide a method of reducing ANGPTL3 expression in an animal comprising administering to the animal a compound comprising a modified oligonucleotide 10 to 30 linked nucleosides in length targeted to ANGPTL3.

Certain embodiments provide a method of reducing ApoC-III expression in an animal comprising administering to the animal a compound comprising a modified oligonucleotide 10 to 30 linked nucleosides in length targeted to ANGPTL3, thereby reducing the expression of ApoC-III in the animal.

Certain embodiments provide a method of reducing triglyceride levels in an animal comprising administering to the animal a compound comprising a modified oligonucleotide 10 to 30 linked nucleosides in length targeted to ANGPTL3, thereby reducing the level of triglyceride in the animal.

Certain embodiments provide a method of reducing cholesterol levels in an animal comprising administering to the animal a compound comprising a modified oligonucleotide 10 to 30 linked nucleosides in length targeted to ANGPTL3, thereby reducing the level of cholesterol in the animal.

Certain embodiments provide a method of reducing low-density lipoprotein (LDL) levels in an animal comprising administering to the animal a compound comprising a modified oligonucleotide 10 to 30 linked nucleosides in length targeted to ANGPTL3, thereby reducing the level of low-density lipoprotein (LDL) in the animal.

5 Certain embodiments provide a method of reducing glucose levels in an animal comprising administering to the animal a compound comprising a modified oligonucleotide 10 to 30 linked nucleosides in length targeted to ANGPTL3, thereby reducing the level of glucose in the animal.

Certain embodiments provide a method of ameliorating metabolic or cardiovascular disease in an animal comprising administering to the animal a compound comprising a modified
10 oligonucleotide 10 to 30 linked nucleosides in length targeted to ANGPTL3, thereby ameliorating the metabolic or cardiovascular disease in the animal.

Certain embodiments provide a method for treating an animal with an ANGPTL3 related disease or condition comprising: a) identifying said animal with the ANGPTL3 related disease or condition, and b) administering to said animal a therapeutically effective amount of a compound
15 comprising a modified oligonucleotide 10 to 30 linked nucleosides in length targeted to ANGPTL3. In certain embodiments, the therapeutically effective amount of the compound administered to the animal reduces the ANGPTL3 related disease or condition in the animal.

Certain embodiments provide a method for treating an animal with metabolic or cardiovascular disease comprising: a) identifying said animal with metabolic or cardiovascular
20 disease, and b) administering to said animal a therapeutically effective amount of a compound comprising a modified oligonucleotide consisting of 20 linked nucleosides and having a nucleobase sequence at least 90% complementary to SEQ ID NO: 1-5 as measured over the entirety of said modified oligonucleotide, thereby treating the animal with metabolic or cardiovascular disease. In certain embodiments, the therapeutically effective amount of the compound administered to the
25 animal reduces the metabolic or cardiovascular disease in the animal.

Certain embodiments provide a method of decreasing one or more of ANGPTL3 levels, LDL levels, apoC-III levels, triglyceride levels, cholesterol levels, glucose levels, fat pad weight, cardiovascular disease and metabolic disease in a human by administering an ANGPTL3 inhibitor comprising a modified oligonucleotide consisting of 20 linked nucleosides and having a nucleobase

sequence at least 90% complementary to SEQ ID NO: 1-5 as measured over the entirety of said modified oligonucleotide.

Certain embodiments provide uses of the compounds and compositions described herein for inhibiting ANGPTL3 expression.

5 Certain embodiments provide use of the compounds and compositions described herein for reducing ANGPTL3 expression in an animal. Certain embodiments include administering to the animal a compound comprising a modified oligonucleotide 10 to 30 linked nucleosides in length targeted to ANGPTL3.

10 Certain embodiments provide use of the compounds and compositions described herein for reducing ApoC-III expression in an animal. Certain embodiments include administering to the animal a compound comprising a modified oligonucleotide 10 to 30 linked nucleosides in length targeted to ANGPTL3, thereby reducing the expression of ApoC-III in the animal.

15 Certain embodiments provide use of the compounds and compositions described herein for reducing triglyceride levels in an animal. Certain embodiments include administering to the animal a compound comprising a modified oligonucleotide 10 to 30 linked nucleosides in length targeted to ANGPTL3, thereby reducing the level of triglyceride in the animal.

20 Certain embodiments provide use of the compounds and compositions described herein for reducing cholesterol levels in an animal. Certain embodiments include administering to the animal a compound comprising a modified oligonucleotide 10 to 30 linked nucleosides in length targeted to ANGPTL3, thereby reducing the level of cholesterol in the animal.

25 Certain embodiments provide use of the compounds and compositions described herein for reducing low-density lipoprotein (LDL) levels in an animal. Certain embodiments include administering to the animal a compound comprising a modified oligonucleotide 10 to 30 linked nucleosides in length targeted to ANGPTL3, thereby reducing the level of low-density lipoprotein (LDL) in the animal.

Certain embodiments provide use of the compounds and compositions described herein for reducing glucose levels in an animal. Certain embodiments include administering to the animal a

compound comprising a modified oligonucleotide 10 to 30 linked nucleosides in length targeted to ANGPTL3, thereby reducing the level of glucose in the animal.

Certain embodiments provide use of the compounds and compositions described herein for ameliorating metabolic or cardiovascular disease in an animal. Certain embodiments include
5 administering to the animal a compound comprising a modified oligonucleotide 10 to 30 linked nucleosides in length targeted to ANGPTL3, thereby ameliorating the metabolic or cardiovascular disease in the animal.

Certain embodiments provide use of the compounds and compositions described herein for treatment. Certain embodiments provide use of the compounds and compositions
10 described herein for treating an animal with an ANGPTL3 related disease or condition. In certain embodiments, the ANGPTL3 related disease or condition is metabolic or cardiovascular disease. Certain embodiments include: a) identifying said animal with the ANGPTL3 related disease or condition, and b) administering to said animal a therapeutically effective amount of a compound comprising a modified oligonucleotide 10 to 30 linked nucleosides in length targeted to ANGPTL3.
15 In certain embodiments, the therapeutically effective amount of the compound administered to the animal reduces the ANGPTL3 related disease or condition in the animal.

Certain embodiments provide use of the compounds and compositions described herein for treating an animal with metabolic or cardiovascular disease. comprising: a) identifying said animal with metabolic or cardiovascular disease, and b) administering to said animal a therapeutically
20 effective amount of a compound comprising a modified oligonucleotide consisting of 20 linked nucleosides and having a nucleobase sequence at least 90% complementary to SEQ ID NO: 1-5 as measured over the entirety of said modified oligonucleotide, thereby treating the animal with metabolic or cardiovascular disease. In certain embodiments, the therapeutically effective amount of the compound administered to the animal reduces the metabolic or cardiovascular disease in the
25 animal.

Certain embodiments provide use of the compounds and compositions described herein for decreasing one or more of ANGPTL3 levels, LDL levels, apoC-III levels, triglyceride levels, cholesterol levels, glucose levels, fat pad weight, cardiovascular disease and metabolic disease in a human by administering an ANGPTL3 inhibitor comprising a modified oligonucleotide consisting

of 20 linked nucleosides and having a nucleobase sequence at least 90% complementary to SEQ ID NO: 1-5 as measured over the entirety of said modified oligonucleotide.

In certain embodiments, ANGPTL3 has the sequence as set forth in GenBank Accession No. BG400407.1 (incorporated herein as SEQ ID NO: 1). In certain embodiments, ANGPTL3 has the sequence as set forth in GenBank Accession No. BG562555.1 (incorporated herein as SEQ ID NO: 2). In certain embodiments, ANGPTL3 has the sequence as set forth in GenBank Accession No. BG562798.1 (incorporated herein as SEQ ID NO: 3). In certain embodiments, ANGPTL3 has the sequence as set forth in GenBank Accession No. NM_014495.1 (incorporated herein as SEQ ID NO: 4). In certain embodiments, ANGPTL3 has the sequence as set forth in GenBank Accession No. NT_032977.5 nucleotides 15511702 to 15521082 (incorporated herein as SEQ ID NO: 5). In certain embodiments, ANGPTL3 has the sequence as set forth in GenBank Accession No. AF162224.1 (incorporated herein as SEQ ID NO: 6). In certain embodiments, ANGPTL3 has the sequence as set forth in GenBank Accession No. AI195524.1 (incorporated herein as SEQ ID NO: 7). In certain embodiments, ANGPTL3 has the sequence as set forth in GenBank Accession No. BB717501.1 (incorporated herein as SEQ ID NO: 8).

Table 1: Gene Target Names and Sequences

Target Name	Species	Genbank #	SEQ ID NO
angiopoietin-like 3	Human	BG400407.1	1
angiopoietin-like 3	Human	BG562555.1	2
angiopoietin-like 3	Human	BG562798.1	3
angiopoietin-like 3	Human	NM_014495.1	4
angiopoietin-like 3	Human	nucleotides 15511702 to 15521082 of NT_032977.5	5
angiopoietin-like 3	Mouse	AF162224.1	6
angiopoietin-like 3	Mouse	AI195524.1	7
angiopoietin-like 3	Mouse	BB717501.1	8

In certain embodiments, the animal is a human.

In certain embodiments, the compounds or compositions of the invention are designated as a first agent and the methods or uses of the invention further comprise administering a second agent. In certain embodiments, the first agent and the second agent are co-administered. In certain embodiments the first agent and the second agent are co-administered sequentially or concomitantly.

In certain embodiments, the second agent is a glucose-lowering agent. The glucose lowering agent can include, but is not limited to, a therapeutic lifestyle change, PPAR agonist, a dipeptidyl peptidase (IV) inhibitor, a GLP-1 analog, insulin or an insulin analog, an insulin secretagogue, a SGLT2 inhibitor, a human amylin analog, a biguanide, an alpha-glucosidase inhibitor, or a combination thereof. The glucose-lowering agent can include, but is not limited to metformin, sulfonylurea, rosiglitazone, meglitinide, thiazolidinedione, alpha-glucosidase inhibitor or a combination thereof. The sulfonylurea can be acetohexamide, chlorpropamide, tolbutamide, tolazamide, glimepiride, a glipizide, a glyburide, or a glyclazide. The meglitinide can be nateglinide or repaglinide. The thiazolidinedione can be pioglitazone or rosiglitazone. The alpha-glucosidase can be acarbose or miglitol.

In certain embodiments, the second agent is a lipid-lowering therapy. In certain embodiments the lipid lowering therapy can include, but is not limited to, a therapeutic lifestyle change, HMG-CoA reductase inhibitor, cholesterol absorption inhibitor, MTP inhibitor, antisense compound targeted to ApoB or any combination thereof. The HMG-CoA reductase inhibitor can be atorvastatin, rosuvastatin, fluvastatin, lovastatin, pravastatin, or simvastatin. The cholesterol absorption inhibitor can be ezetimibe.

In certain embodiments, administration comprises parenteral administration.

In certain embodiments, the metabolic or cardiovascular disease includes, but is not limited to, obesity, diabetes, atherosclerosis, dyslipidemia, coronary heart disease, non-alcoholic fatty liver disease (NAFLD), hyperfattyacidemia or metabolic syndrome, or a combination thereof. The dyslipidemia can be hyperlipidemia. The hyperlipidemia can be hypercholesterolemia, hypertriglyceridemia, or both hypercholesterolemia and hypertriglyceridemia. The NAFLD can be hepatic steatosis or steatohepatitis. The diabetes can be type 2 diabetes or type 2 diabetes with dyslipidemia.

In certain embodiments, administering the compound of the invention results in a reduction of lipid levels, including triglyceride levels, cholesterol levels, insulin resistance, glucose levels or a combination thereof. One or more of the levels can be independently reduced by 5%, 10%, 20%, 30%, 35%, or 40%. Administering the compound of the invention can result in improved insulin sensitivity or hepatic insulin sensitivity. Administering the compound of the invention can result in a

reduction in atherosclerotic plaques, obesity, glucose, lipids, glucose resistance, cholesterol, or improvement in insulin sensitivity or any combination thereof.

Certain embodiments provide the use of a compound as described herein in the manufacture of a medicament for treating, ameliorating, delaying or preventing one or more of a metabolic
5 disease or a cardiovascular disease.

Certain embodiments provide a kit for treating, preventing, or ameliorating one or more of a metabolic disease or a cardiovascular disease as described herein wherein the kit comprises: a) a compound as described herein; and optionally b) an additional agent or therapy as described herein. The kit can further include instructions or a label for using the kit to treat, prevent, or ameliorate one
10 or more of a metabolic disease or a cardiovascular disease.

Antisense Compounds

Oligomeric compounds include, but are not limited to, oligonucleotides, oligonucleosides, oligonucleotide analogs, oligonucleotide mimetics, antisense compounds, antisense oligonucleotides, and siRNAs. An oligomeric compound can be “antisense” to a target nucleic acid,
15 meaning that is capable of undergoing hybridization to a target nucleic acid through hydrogen bonding.

In certain embodiments, an antisense compound has a nucleobase sequence that, when written in the 5' to 3' direction, comprises the reverse complement of the target segment of a target nucleic acid to which it is targeted. In certain such embodiments, an antisense oligonucleotide has a
20 nucleobase sequence that, when written in the 5' to 3' direction, comprises the reverse complement of the target segment of a target nucleic acid to which it is targeted.

In certain embodiments, an antisense compound targeted to ANGPTL3 nucleic acid is 10 to 30 nucleotides in length. In other words, antisense compounds are from 10 to 30 linked nucleobases. In other embodiments, the antisense compound comprises a modified oligonucleotide
25 consisting of 8 to 80, 10-80, 12 to 50, 15 to 30, 18 to 24, 19 to 22, or 20 linked nucleobases. In certain such embodiments, the antisense compound comprises a modified oligonucleotide consisting of 8, 9, 10, 11, 12, 13, 14, 15, 16, 17, 18, 19, 20, 21, 22, 23, 24, 25, 26, 27, 28, 29, 30, 31, 32, 33, 34, 35, 36, 37, 38, 39, 40, 41, 42, 43, 44, 45, 46, 47, 48, 49, 50, 51, 52, 53, 54, 55, 56, 57, 58, 59, 60, 61,

62, 63, 64, 65, 66, 67, 68, 69, 70, 71, 72, 73, 74, 75, 76, 77, 78, 79, or 80 linked nucleobases in length, or a range defined by any two of the above values.

In certain embodiments, the antisense compound comprises a shortened or truncated modified oligonucleotide. The shortened or truncated modified oligonucleotide can have a single nucleoside deleted from the 5' end (5' truncation), or alternatively from the 3' end (3' truncation). A shortened or truncated oligonucleotide can have two or more nucleosides deleted from the 5' end, or alternatively can have two or more nucleosides deleted from the 3' end. Alternatively, the deleted nucleosides can be dispersed throughout the modified oligonucleotide, for example, in an antisense compound having one or more nucleoside deleted from the 5' end and one or more nucleoside deleted from the 3' end.

When a single additional nucleoside is present in a lengthened oligonucleotide, the additional nucleoside can be located at the 5', 3' end or central portion of the oligonucleotide. When two or more additional nucleosides are present, the added nucleosides can be adjacent to each other, for example, in an oligonucleotide having two nucleosides added to the 5' end (5' addition), or alternatively to the 3' end (3' addition) or the central portion, of the oligonucleotide. Alternatively, the added nucleoside can be dispersed throughout the antisense compound, for example, in an oligonucleotide having one or more nucleoside added to the 5' end, one or more nucleoside added to the 3' end, and/or one or more nucleoside added to the central portion.

It is possible to increase or decrease the length of an antisense compound, such as an antisense oligonucleotide, and/or introduce mismatch bases without eliminating activity. For example, in Woolf et al. (Proc. Natl. Acad. Sci. USA 89:7305-7309, 1992), a series of antisense oligonucleotides 13-25 nucleobases in length were tested for their ability to induce cleavage of a target RNA in an oocyte injection model. Antisense oligonucleotides 25 nucleobases in length with 8 or 11 mismatch bases near the ends of the antisense oligonucleotides were able to direct specific cleavage of the target mRNA, albeit to a lesser extent than the antisense oligonucleotides that contained no mismatches. Similarly, target specific cleavage was achieved using 13 nucleobase antisense oligonucleotides, including those with 1 or 3 mismatches.

Gautschi et al (J. Natl. Cancer Inst. 93:463-471, March 2001) demonstrated the ability of an oligonucleotide having 100% complementarity to the bcl-2 mRNA and having 3 mismatches to the

bcl-xL mRNA to reduce the expression of both bcl-2 and bcl-xL in vitro and in vivo. Furthermore, this oligonucleotide demonstrated potent anti-tumor activity in vivo.

5 Maher and Dolnick (Nuc. Acid. Res. 16:3341-3358, 1988) tested a series of tandem 14 nucleobase antisense oligonucleotides, and a 28 and 42 nucleobase antisense oligonucleotides comprised of the sequence of two or three of the tandem antisense oligonucleotides, respectively, for their ability to arrest translation of human DHFR in a rabbit reticulocyte assay. Each of the three 14 nucleobase antisense oligonucleotides alone was able to inhibit translation, albeit at a more modest level than the 28 or 42 nucleobase antisense oligonucleotides.

Antisense Compound Motifs

10 In certain embodiments, antisense compounds targeted to an ANGPTL3 nucleic acid have chemically modified subunits arranged in patterns, or motifs, to confer to the antisense compounds properties such as enhanced inhibitory activity, increased binding affinity for a target nucleic acid, or resistance to degradation by *in vivo* nucleases.

15 Chimeric antisense compounds typically contain at least one region modified so as to confer increased resistance to nuclease degradation, increased cellular uptake, increased binding affinity for the target nucleic acid, and/or increased inhibitory activity. A second region of a chimeric antisense compound can optionally serve as a substrate for the cellular endonuclease RNase H, which cleaves the RNA strand of an RNA:DNA duplex.

Antisense compounds having a gapmer motif are considered chimeric antisense compounds. 20 In a gapmer an internal region having a plurality of nucleotides that supports RNaseH cleavage is positioned between external regions having a plurality of nucleotides that are chemically distinct from the nucleosides of the internal region. In the case of an antisense oligonucleotide having a gapmer motif, the gap segment generally serves as the substrate for endonuclease cleavage, while the wing segments comprise modified nucleosides. In certain embodiments, the regions of a gapmer 25 are differentiated by the types of sugar moieties comprising each distinct region. The types of sugar moieties that are used to differentiate the regions of a gapmer can in some embodiments include β -D-ribonucleosides, β -D-deoxyribonucleosides, 2'-modified nucleosides (such 2'-modified nucleosides can include 2'-MOE, and 2'-O-CH₃, among others), and bicyclic sugar modified nucleosides (such bicyclic sugar modified nucleosides can include those having a 4'-(CH₂)_n-O-2'

bridge, where $n=1$ or $n=2$). Preferably, each distinct region comprises uniform sugar moieties. The wing-gap-wing motif is frequently described as “X-Y-Z”, where “X” represents the length of the 5’ wing region, “Y” represents the length of the gap region, and “Z” represents the length of the 3’ wing region. As used herein, a gapmer described as “X-Y-Z” has a configuration such that the gap segment is positioned immediately adjacent each of the 5’ wing segment and the 3’ wing segment. Thus, no intervening nucleotides exist between the 5’ wing segment and gap segment, or the gap segment and the 3’ wing segment. Any of the antisense compounds described herein can have a gapmer motif. In some embodiments, X and Z are the same, in other embodiments they are different. In a preferred embodiment, Y is between 8 and 15 nucleotides. X, Y or Z can be any of 1, 2, 3, 4, 5, 6, 7, 8, 9, 10, 11, 12, 13, 14, 15, 16, 17, 18, 19, 20, 21, 22, 23, 24, 25, 26, 27, 28, 29, 30 or more nucleotides. Thus, gapmers include, but are not limited to, for example 5-10-5, 4-8-4, 4-12-3, 4-12-4, 3-14-3, 2-13-5, 2-16-2, 1-18-1, 3-10-3, 2-10-2, 1-10-1, 2-8-2, 6-8-6, 5-8-5, 1-8-1, 2-6-2, 6-8-6, 5-8-5, 1-8-1, 2-6-2, 2-13-2, 1-8-2, 2-8-3, 3-10-2, 1-18-2, or 2-18-2..

In certain embodiments, the antisense compound as a “wingmer” motif, having a wing-gap or gap-wing configuration, i.e. an X-Y or Y-Z configuration as described above for the gapmer configuration. Thus, wingmer configurations include, but are not limited to, for example 5-10, 8-4, 4-12, 12-4, 3-14, 16-2, 18-1, 10-3, 2-10, 1-10, 8-2, 2-13, or 5-13.

In certain embodiments, antisense compounds targeted to an ANGPTL3 nucleic acid possess a 5-10-5 gapmer motif.

In certain embodiments, an antisense compound targeted to an ANGPTL3 nucleic acid has a gap-widened motif.

Target Nucleic Acids, Target Regions and Nucleotide Sequences

Nucleotide sequences that encode ANGPTL3 include, without limitation, the following: the human sequence as set forth in GenBank Accession No. BG400407.1 (incorporated herein as SEQ ID NO: 1), GenBank Accession No. BG562555.1 (incorporated herein as SEQ ID NO: 2), GenBank Accession No. BG562798.1 (incorporated herein as SEQ ID NO: 3), GenBank Accession No. NM_014495.1 (incorporated herein as SEQ ID NO: 4), GenBank Accession No. NT_032977.5 nucleotides 15511702 to 15521082 (incorporated herein as SEQ ID NO: 5), GenBank Accession No. AF162224.1 (incorporated herein as SEQ ID NO: 6), GenBank Accession No. AI195524.1

(incorporated herein as SEQ ID NO: 7) and GenBank Accession No. BB717501.1 (incorporated herein as SEQ ID NO: 8). It is understood that the sequence set forth in each SEQ ID NO in the Examples contained herein is independent of any modification to a sugar moiety, an internucleoside linkage, or a nucleobase. As such, antisense compounds defined by a SEQ ID NO can comprise,
5 independently, one or more modifications to a sugar moiety, an internucleoside linkage, or a nucleobase. Antisense compounds described by Isis Number (Isis No) indicate a combination of nucleobase sequence and motif.

In certain embodiments, a target region is a structurally defined region of the target nucleic acid. For example, a target region can encompass a 3' UTR, a 5' UTR, an exon, an intron, an
10 exon/intron junction, a coding region, a translation initiation region, translation termination region, or other defined nucleic acid region. The structurally defined regions for ANGPTL3 can be obtained by accession number from sequence databases such as NCBI and such information is incorporated herein by reference. In certain embodiments, a target region can encompass the sequence from a 5' target site of one target segment within the target region to a 3' target site of
15 another target segment within the target region.

In certain embodiments, a "target segment" is a smaller, sub-portion of a target region within a nucleic acid. For example, a target segment can be the sequence of nucleotides of a target nucleic acid to which one or more antisense compound is targeted. "5' target site" refers to the 5'-most nucleotide of a target segment. "3' target site" refers to the 3'-most nucleotide of a target segment.

20 Targeting includes determination of at least one target segment to which an antisense compound hybridizes, such that a desired effect occurs. In certain embodiments, the desired effect is a reduction in mRNA target nucleic acid levels. In certain embodiments, the desired effect is reduction of levels of protein encoded by the target nucleic acid or a phenotypic change associated with the target nucleic acid.

25 A target region can contain one or more target segments. Multiple target segments within a target region can be overlapping. Alternatively, they can be non-overlapping. In certain embodiments, target segments within a target region are separated by no more than about 300 nucleotides. In certain embodiments, target segments within a target region are separated by a number of nucleotides that is, is about, is no more than, is no more than about, 250, 200, 150, 100,
30 90, 80, 70, 60, 50, 40, 30, 20, or 10 nucleotides on the target nucleic acid, or is a range defined by

any two of the preceding values. In certain embodiments, target segments within a target region are separated by no more than, or no more than about, 5 nucleotides on the target nucleic acid. In certain embodiments, target segments are contiguous. Contemplated are target regions defined by a range having a starting nucleic acid that is any of the 5' target sites or 3' target sites listed herein.

5 Suitable target segments can be found within a 5' UTR, a coding region, a 3' UTR, an intron, an exon, or an exon/intron junction. Target segments containing a start codon or a stop codon are also suitable target segments. A suitable target segment can specifically exclude a certain structurally defined region such as the start codon or stop codon.

10 The determination of suitable target segments can include a comparison of the sequence of a target nucleic acid to other sequences throughout the genome. For example, the BLAST algorithm can be used to identify regions of similarity amongst different nucleic acids. This comparison can prevent the selection of antisense compound sequences that can hybridize in a non-specific manner to sequences other than a selected target nucleic acid (i.e., non-target or off-target sequences).

15 There can be variation in activity (e.g., as defined by percent reduction of target nucleic acid levels) of the antisense compounds within an active target region. In certain embodiments, reductions in ANGPTL3 mRNA levels are indicative of inhibition of ANGPTL3 protein expression. Reductions in levels of an ANGPTL3 protein are also indicative of inhibition of target mRNA expression. Further, phenotypic changes, such as a reduction of the level of cholesterol, LDL, triglyceride, or glucose, can be indicative of inhibition of ANGPTL3 mRNA and/or protein
20 expression.

Hybridization

 In some embodiments, hybridization occurs between an antisense compound disclosed herein and a ANGPTL3 nucleic acid. The most common mechanism of hybridization involves hydrogen bonding (e.g., Watson-Crick, Hoogsteen or reversed Hoogsteen hydrogen bonding)
25 between complementary nucleobases of the nucleic acid molecules.

 Hybridization can occur under varying conditions. Stringent conditions are sequence-dependent and are determined by the nature and composition of the nucleic acid molecules to be hybridized.

Methods of determining whether a sequence is specifically hybridizable to a target nucleic acid are well known in the art (Sambrooke and Russell, *Molecular Cloning: A Laboratory Manual*, 3rd Ed., 2001). In certain embodiments, the antisense compounds provided herein are specifically hybridizable with an ANGPTL3 nucleic acid.

5 *Complementarity*

An antisense compound and a target nucleic acid are complementary to each other when a sufficient number of nucleobases of the antisense compound can hydrogen bond with the corresponding nucleobases of the target nucleic acid, such that a desired effect will occur (e.g., antisense inhibition of a target nucleic acid, such as an ANGPTL3 nucleic acid).

10 An antisense compound can hybridize over one or more segments of an ANGPTL3 nucleic acid such that intervening or adjacent segments are not involved in the hybridization event (e.g., a loop structure, mismatch or hairpin structure).

In certain embodiments, the antisense compounds provided herein, or a specified portion thereof, are, or are at least, 70%, 75%, 80%, 85%, 86%, 87%, 88%, 89%, 90%, 91%, 92%, 93%,
 15 94%, 95%, 96%, 97%, 98%, 99%, or 100% complementary to an ANGPTL3 nucleic acid, a target region, target segment, or specified portion thereof. In certain embodiments, the antisense compounds provided herein, or a specified portion thereof, are, or are at least, 70%, 75%, 80%, 85%, 86%, 87%, 88%, 89%, 90%, 91%, 92%, 93%, 94%, 95%, 96%, 97%, 98%, 99%, or 100% complementary to the sequence of one or more of SEQ ID NOs: 1-5. Percent complementarity of an
 20 antisense compound with a target nucleic acid can be determined using routine methods.

For example, an antisense compound in which 18 of 20 nucleobases of the antisense compound are complementary to a target region, and would therefore specifically hybridize, would represent 90 percent complementarity. In this example, the remaining noncomplementary nucleobases can be clustered or interspersed with complementary nucleobases and need not be
 25 contiguous to each other or to complementary nucleobases. As such, an antisense compound which is 18 nucleobases in length having 4 (four) noncomplementary nucleobases which are flanked by two regions of complete complementarity with the target nucleic acid would have 77.8% overall complementarity with the target nucleic acid and would thus fall within the scope of the present invention. Percent complementarity of an antisense compound with a region of a target nucleic acid

can be determined routinely using BLAST programs (basic local alignment search tools) and PowerBLAST programs known in the art (Altschul et al., J. Mol. Biol., 1990, 215, 403 410; Zhang and Madden, Genome Res., 1997, 7, 649 656). Percent homology, sequence identity or complementarity, can be determined by, for example, the Gap program (Wisconsin Sequence
5 Analysis Package, Version 8 for Unix, Genetics Computer Group, University Research Park, Madison Wis.), using default settings, which uses the algorithm of Smith and Waterman (Adv. Appl. Math., 1981, 2, 482 489).

In certain embodiments, the antisense compounds provided herein, or specified portions thereof, are fully complementary (i.e. 100% complementary) to a target nucleic acid, or specified
10 portion thereof. For example, an antisense compound can be fully complementary to an ANGPTL3 nucleic acid, or a target region, or a target segment or target sequence thereof. As used herein, “fully complementary” means each nucleobase of an antisense compound is capable of precise base pairing with the corresponding nucleobases of a target nucleic acid. For example, a 20 nucleobase antisense compound is fully complementary to a target sequence that is 400 nucleobases long, so
15 long as there is a corresponding 20 nucleobase portion of the target nucleic acid that is fully complementary to the antisense compound. Fully complementary can also be used in reference to a specified portion of the first and /or the second nucleic acid. For example, a 20 nucleobase portion of a 30 nucleobase antisense compound can be “fully complementary” to a target sequence that is 400 nucleobases long. The 20 nucleobase portion of the 30 nucleobase oligonucleotide is fully
20 complementary to the target sequence if the target sequence has a corresponding 20 nucleobase portion wherein each nucleobase is complementary to the 20 nucleobase portion of the antisense compound. At the same time, the entire 30 nucleobase antisense compound can be fully complementary to the target sequence, depending on whether the remaining 10 nucleobases of the antisense compound are also complementary to the target sequence.

25 The location of a non-complementary nucleobase can be at the 5' end or 3' end of the antisense compound. Alternatively, the non-complementary nucleobase or nucleobases can be at an internal position of the antisense compound. When two or more non-complementary nucleobases are present, they can be either contiguous (i.e. linked) or non-contiguous. In one embodiment, a non-complementary nucleobase is located in the wing segment of a gapmer antisense
30 oligonucleotide.

In certain embodiments, antisense compounds that are, or are up to 10, 12, 13, 14, 15, 16, 17, 18, 19, or 20 nucleobases in length comprise no more than 4, no more than 3, no more than 2, or no more than 1 non-complementary nucleobase(s) relative to a target nucleic acid, such as an ANGPTL3 nucleic acid, or specified portion thereof.

5 In certain embodiments, antisense compounds that are, or are up to 10, 12, 13, 14, 15, 16, 17, 18, 19, 20, 21, 22, 23, 24, 25, 26, 27, 28, 29, or 30 nucleobases in length comprise no more than 6, no more than 5, no more than 4, no more than 3, no more than 2, or no more than 1 non-complementary nucleobase(s) relative to a target nucleic acid, such as an ANGPTL3 nucleic acid, or specified portion thereof.

10 The antisense compounds provided herein also include those which are complementary to a portion of a target nucleic acid. As used herein, "portion" refers to a defined number of contiguous (i.e. linked) nucleobases within a region or segment of a target nucleic acid. A "portion" can also refer to a defined number of contiguous nucleobases of an antisense compound. In certain embodiments, the antisense compounds, are complementary to at least an 8 nucleobase portion of a target segment. In certain embodiments, the antisense compounds are complementary to at least a
15 10 nucleobase portion of a target segment. In certain embodiments, the antisense compounds are complementary to at least a 15 nucleobase portion of a target segment. Also contemplated are antisense compounds that are complementary to at least an 8, 9, 10, 11, 12, 13, 14, 15, 16, 17, 18, 19, 20, or more nucleobase portion of a target segment, or a range defined by any two of these
20 values.

Identity

The antisense compounds provided herein can also have a defined percent identity to a particular nucleotide sequence, SEQ ID NO, or the sequence of a compound represented by a specific Isis number, or portion thereof. As used herein, an antisense compound is identical to the
25 sequence disclosed herein if it has the same nucleobase pairing ability. For example, a RNA which contains uracil in place of thymidine in a disclosed DNA sequence would be considered identical to the DNA sequence since both uracil and thymidine pair with adenine. Shortened and lengthened versions of the antisense compounds described herein as well as compounds having non-identical bases relative to the antisense compounds provided herein also are contemplated. The non-identical
30 bases can be adjacent to each other or dispersed throughout the antisense compound. Percent

identity of an antisense compound is calculated according to the number of bases that have identical base pairing relative to the sequence to which it is being compared.

In certain embodiments, the antisense compounds, or portions thereof, are at least 70%, 75%, 80%, 85%, 90%, 95%, 96%, 97%, 98%, 99% or 100% identical to one or more of the antisense
5 compounds or SEQ ID NOs, or a portion thereof, disclosed herein.

Modifications

A nucleoside is a base-sugar combination. The nucleobase (also known as base) portion of the nucleoside is normally a heterocyclic base moiety. Nucleotides are nucleosides that further include a phosphate group covalently linked to the sugar portion of the nucleoside. For those
10 nucleosides that include a pentofuranosyl sugar, the phosphate group can be linked to the 2', 3' or 5' hydroxyl moiety of the sugar. Oligonucleotides are formed through the covalent linkage of adjacent nucleosides to one another, to form a linear polymeric oligonucleotide. Within the oligonucleotide structure, the phosphate groups are commonly referred to as forming the internucleoside linkages of the oligonucleotide.

15 Modifications to antisense compounds encompass substitutions or changes to internucleoside linkages, sugar moieties, or nucleobases. Modified antisense compounds are often preferred over native forms because of desirable properties such as, for example, enhanced cellular uptake, enhanced affinity for nucleic acid target, increased stability in the presence of nucleases, or increased inhibitory activity.

20 Chemically modified nucleosides can also be employed to increase the binding affinity of a shortened or truncated antisense oligonucleotide for its target nucleic acid. Consequently, comparable results can often be obtained with shorter antisense compounds that have such chemically modified nucleosides.

Modified Internucleoside Linkages

25 The naturally occurring internucleoside linkage of RNA and DNA is a 3' to 5' phosphodiester linkage. Antisense compounds having one or more modified, i.e. non-naturally occurring, internucleoside linkages are often selected over antisense compounds having naturally occurring internucleoside linkages because of desirable properties such as, for example, enhanced cellular

uptake, enhanced affinity for target nucleic acids, and increased stability in the presence of nucleases.

Oligonucleotides having modified internucleoside linkages include internucleoside linkages that retain a phosphorus atom as well as internucleoside linkages that do not have a phosphorus atom. Representative phosphorus containing internucleoside linkages include, but are not limited to, phosphodiester, phosphotriester, methylphosphonate, phosphoramidate, and phosphorothioate. Methods of preparation of phosphorous-containing and non-phosphorous-containing linkages are well known.

In certain embodiments, antisense compounds targeted to an ANGPTL3 nucleic acid comprise one or more modified internucleoside linkages. In certain embodiments, the modified internucleoside linkages are phosphorothioate linkages. In certain embodiments, each internucleoside linkage of an antisense compound is a phosphorothioate internucleoside linkage.

Modified Sugar Moieties

Antisense compounds can optionally contain one or more nucleosides wherein the sugar group has been modified. Such sugar modified nucleosides can impart enhanced nuclease stability, increased binding affinity or some other beneficial biological property to the antisense compounds. In certain embodiments, nucleosides comprise a chemically modified ribofuranose ring moieties. Examples of chemically modified ribofuranose rings include without limitation, addition of substituent groups (including 5' and 2' substituent groups, bridging of non-geminal ring atoms to form bicyclic nucleic acids (BNA), replacement of the ribosyl ring oxygen atom with S, N(R), or C(R1)(R2) (R = H, C1-C12 alkyl or a protecting group) and combinations thereof. Examples of chemically modified sugars include 2'-F-5'-methyl substituted nucleoside (see PCT International Application WO 2008/101157 Published on 8/21/08 for other disclosed 5',2'-bis substituted nucleosides) or replacement of the ribosyl ring oxygen atom with S with further substitution at the 2'-position (see published U.S. Patent Application US2005-0130923, published on June 16, 2005) or alternatively 5'-substitution of a BNA (see PCT International Application WO 2007/134181 Published on 11/22/07 wherein LNA is substituted with for example a 5'-methyl or a 5'-vinyl group).

Examples of nucleosides having modified sugar moieties include without limitation nucleosides comprising 5'-vinyl, 5'-methyl (R or S), 4'-S, 2'-F, 2'-OCH₃ and 2'-O(CH₂)₂OCH₃

substituent groups. The substituent at the 2' position can also be selected from allyl, amino, azido, thio, O-allyl, O-C1-C10 alkyl, OCF₃, O(CH₂)₂SCH₃, O(CH₂)₂-O-N(R_m)(R_n), and O-CH₂-C(=O)-N(R_m)(R_n), where each R_m and R_n is, independently, H or substituted or unsubstituted C1-C10 alkyl.

5 Examples of bicyclic nucleic acids (BNAs) include without limitation nucleosides comprising a bridge between the 4' and the 2' ribosyl ring atoms. In certain embodiments, antisense compounds provided herein include one or more BNA nucleosides wherein the bridge comprises one of the formulas: 4'-(CH₂)-O-2' (LNA); 4'-(CH₂)-S-2'; 4'-(CH₂)₂-O-2' (ENA); 4'-C(CH₃)₂-O-2' (see PCT/US2008/068922); 4'-CH(CH₃)-O-2' and 4'-C-H(CH₂OCH₃)-O-2' (see U.S. Patent
10 7,399,845, issued on July 15, 2008); 4'-CH₂-N(OCH₃)-2' (see PCT/US2008/ 064591); 4'-CH₂-O-N(CH₃)-2' (see published U.S. Patent Application US2004-0171570, published September 2, 2004); 4'-CH₂-N(R)-O-2' (see U.S. Patent 7,427,672, issued on September 23, 2008); 4'-CH₂-CH (see Chattopadhyaya *et al.*, *J. Org. Chem.*, 2009, 74, 118-134) (CH₃)-2' and 4'-CH₂-C(=CH₂)-2' (see PCT/US2008/066154); and wherein R is, independently, H, C1-C12 alkyl, or a protecting group.

15 Each of the foregoing BNAs include various stereochemical sugar configurations including for example α -L-ribofuranose and β -D-ribofuranose (see PCT international application PCT/DK98/00393, published on March 25, 1999 as WO 99/14226). Previously, α -L-methyleneoxy (4'-CH₂-O-2') BNA's have also been incorporated into antisense oligonucleotides that showed antisense activity (Frieden *et al.*, *Nucleic Acids Research*, 2003, 21, 6365-6372).

20 Further reports related to bicyclic nucleosides can be found in published literature (see for example: Srivastava *et al.*, *J. Am. Chem. Soc.*, 2007, 129, 8362-8379; U.S. Patent Nos. 7,053,207; 6,268,490; 6,770,748; 6,794,499; 7,034,133; and 6,525,191; Elayadi *et al.*, *Curr. Opinion Invens. Drugs*, 2001, 2, 558-561; Braasch *et al.*, *Chem. Biol.*, 2001, 8, 1-7; and Orum *et al.*, *Curr. Opinion Mol. Ther.*, 2001, 3, 239-243; and U.S. 6,670,461; International applications WO 2004/106356; WO
25 94/14226; WO 2005/021570; U.S. Patent Publication Nos. US2004-0171570; US2007-0287831; US2008-0039618; U.S. Patent Nos. 7,399,845; U.S. Patent Serial Nos. 12/129,154; 60/989,574; 61/026,995; 61/026,998; 61/056,564; 61/086,231; 61/097,787; 61/099,844; PCT International Applications Nos. PCT/US2008/064591; PCT/US2008/066154; PCT/US2008/068922; and Published PCT International Applications WO 2007/134181).

30 In certain embodiments, bicyclic sugar moieties of BNA nucleosides include, but are not limited to, compounds having at least one bridge between the 4' and the 2' position of the

pentofuranosyl sugar moiety wherein such bridges independently comprises 1 or from 2 to 4 linked groups independently selected from $-[C(R_a)(R_b)]_n-$, $-C(R_a)=C(R_b)-$, $-C(R_a)=N-$, $-C(=O)-$, $-C(=NR_a)-$, $-C(=S)-$, $-O-$, $-Si(R_a)_2-$, $-S(=O)_x-$, and $-N(R_a)-$;

wherein:

5 x is 0, 1, or 2;

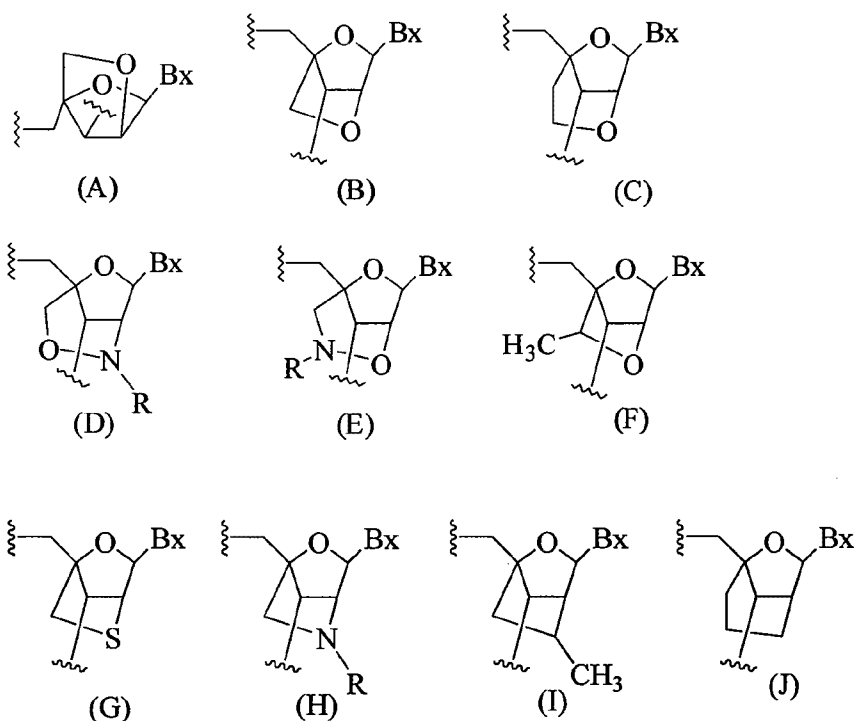
n is 1, 2, 3, or 4;

each R_a and R_b is, independently, H, a protecting group, hydroxyl, C_1 - C_{12} alkyl, substituted C_1 - C_{12} alkyl, C_2 - C_{12} alkenyl, substituted C_2 - C_{12} alkenyl, C_2 - C_{12} alkynyl, substituted C_2 - C_{12} alkynyl, C_5 - C_{20} aryl, substituted C_5 - C_{20} aryl, heterocycle radical, substituted heterocycle radical, heteroaryl, substituted heteroaryl, C_5 - C_7 alicyclic radical, substituted C_5 - C_7 alicyclic radical, halogen, OJ_1 , NJ_1J_2 , SJ_1 , N_3 , $COOJ_1$, acyl ($C(=O)-H$), substituted acyl, CN, sulfonyl ($S(=O)_2-J_1$), or sulfoxyl ($S(=O)-J_1$); and

each J_1 and J_2 is, independently, H, C_1 - C_{12} alkyl, substituted C_1 - C_{12} alkyl, C_2 - C_{12} alkenyl, substituted C_2 - C_{12} alkenyl, C_2 - C_{12} alkynyl, substituted C_2 - C_{12} alkynyl, C_5 - C_{20} aryl, substituted C_5 - C_{20} aryl, acyl ($C(=O)-H$), substituted acyl, a heterocycle radical, a substituted heterocycle radical, C_1 - C_{12} aminoalkyl, substituted C_1 - C_{12} aminoalkyl or a protecting group.

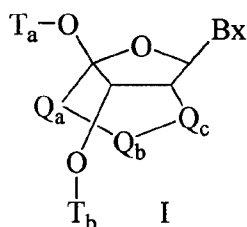
In certain embodiments, the bridge of a bicyclic sugar moiety is, $-[C(R_a)(R_b)]_n-$, $-[C(R_a)(R_b)]_n-O-$, $-C(R_aR_b)-N(R)-O-$ or $-C(R_aR_b)-O-N(R)-$. In certain embodiments, the bridge is $4'-CH_2-2'$, $4'-(CH_2)_2-2'$, $4'-(CH_2)_3-2'$, $4'-CH_2-O-2'$, $4'-(CH_2)_2-O-2'$, $4'-CH_2-O-N(R)-2'$ and $4'-CH_2-N(R)-O-2'$ wherein each R is, independently, H, a protecting group or C_1 - C_{12} alkyl.

In certain embodiments, bicyclic nucleosides include, but are not limited to, (A) α -L-Methyleneoxy ($4'-CH_2-O-2'$) BNA, (B) β -D-Methyleneoxy ($4'-CH_2-O-2'$) BNA, (C) Ethyleneoxy ($4'-(CH_2)_2-O-2'$) BNA, (D) Aminooxy ($4'-CH_2-O-N(R)-2'$) BNA, (E) Oxyamino ($4'-CH_2-N(R)-O-2'$) BNA, and (F) Methyl(methyleneoxy) ($4'-CH(CH_3)-O-2'$) BNA, (G) Methylene-thio ($4'-CH_2-S-2'$) BNA, (H) Methylene-amino ($4'-CH_2-N(R)-2'$) BNA, (I) Methyl carbocyclic ($4'-CH_2-CH(CH_3)-2'$) BNA, and (J) Propylene carbocyclic ($4'-(CH_2)_3-2'$) BNA as depicted below.



- 5 wherein Bx is the base moiety and R is independently H, a protecting group or C₁-C₁₂ alkyl.

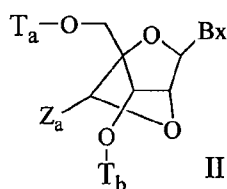
In certain embodiments, bicyclic nucleoside having Formula I:



wherein:

- 10 Bx is a heterocyclic base moiety;
 -Q_a-Q_b-Q_c- is -CH₂-N(R_c)-CH₂-, -C(=O)-N(R_c)-CH₂-, -CH₂-O-N(R_c)-, -CH₂-N(R_c)-O- or -N(R_c)-O-CH₂;
 R_c is C₁-C₁₂ alkyl or an amino protecting group; and
 T_a and T_b are each, independently H, a hydroxyl protecting group, a conjugate group, a
 15 reactive phosphorus group, a phosphorus moiety or a covalent attachment to a support medium.

In certain embodiments, bicyclic nucleoside having Formula II:



wherein:

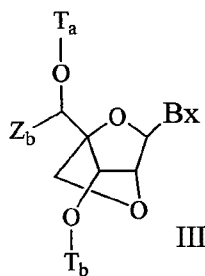
5 Bx is a heterocyclic base moiety;

T_a and T_b are each, independently H, a hydroxyl protecting group, a conjugate group, a reactive phosphorus group, a phosphorus moiety or a covalent attachment to a support medium;

Z_a is C₁-C₆ alkyl, C₂-C₆ alkenyl, C₂-C₆ alkynyl, substituted C₁-C₆ alkyl, substituted C₂-C₆ alkenyl, substituted C₂-C₆ alkynyl, acyl, substituted acyl, substituted amide, thiol or substituted thio.

10 In one embodiment, each of the substituted groups is, independently, mono or poly substituted with substituent groups independently selected from halogen, oxo, hydroxyl, OJ_c, NJ_cJ_d, SJ_c, N₃, OC(=X)J_c, and NJ_eC(=X)NJ_cJ_d, wherein each J_c, J_d and J_e is, independently, H, C₁-C₆ alkyl, or substituted C₁-C₆ alkyl and X is O or NJ_c.

In certain embodiments, bicyclic nucleoside having Formula III:



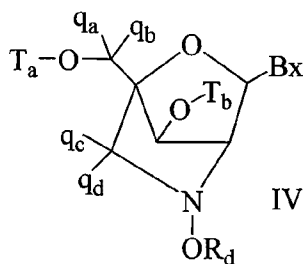
wherein:

Bx is a heterocyclic base moiety;

20 T_a and T_b are each, independently H, a hydroxyl protecting group, a conjugate group, a reactive phosphorus group, a phosphorus moiety or a covalent attachment to a support medium;

Z_b is C₁-C₆ alkyl, C₂-C₆ alkenyl, C₂-C₆ alkynyl, substituted C₁-C₆ alkyl, substituted C₂-C₆ alkenyl, substituted C₂-C₆ alkynyl or substituted acyl (C(=O)-).

In certain embodiments, bicyclic nucleoside having Formula IV:



wherein:

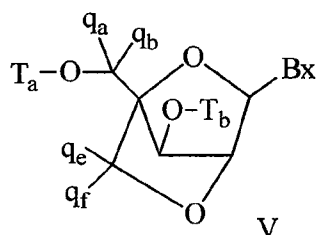
Bx is a heterocyclic base moiety;

5 T_a and T_b are each, independently H, a hydroxyl protecting group, a conjugate group, a reactive phosphorus group, a phosphorus moiety or a covalent attachment to a support medium;

R_d is C₁-C₆ alkyl, substituted C₁-C₆ alkyl, C₂-C₆ alkenyl, substituted C₂-C₆ alkenyl, C₂-C₆ alkynyl or substituted C₂-C₆ alkynyl;

10 each q_a, q_b, q_c and q_d is, independently, H, halogen, C₁-C₆ alkyl, substituted C₁-C₆ alkyl, C₂-C₆ alkenyl, substituted C₂-C₆ alkenyl, C₂-C₆ alkynyl or substituted C₂-C₆ alkynyl, C₁-C₆ alkoxy, substituted C₁-C₆ alkoxy, acyl, substituted acyl, C₁-C₆ aminoalkyl or substituted C₁-C₆ aminoalkyl;

In certain embodiments, bicyclic nucleoside having Formula V:



15 wherein:

Bx is a heterocyclic base moiety;

T_a and T_b are each, independently H, a hydroxyl protecting group, a conjugate group, a reactive phosphorus group, a phosphorus moiety or a covalent attachment to a support medium;

20 q_a, q_b, q_e and q_f are each, independently, hydrogen, halogen, C₁-C₁₂ alkyl, substituted C₁-C₁₂ alkyl, C₂-C₁₂ alkenyl, substituted C₂-C₁₂ alkenyl, C₂-C₁₂ alkynyl, substituted C₂-C₁₂ alkynyl, C₁-C₁₂ alkoxy, substituted C₁-C₁₂ alkoxy, OJ_j, SJ_j, SOJ_j, SO₂J_j, NJ_jJ_k, N₃, CN, C(=O)OJ_j, C(=O)NJ_jJ_k, C(=O)J_j, O-C(=O)NJ_jJ_k, N(H)C(=NH)NJ_jJ_k, N(H)C(=O)NJ_jJ_k or N(H)C(=S)NJ_jJ_k;

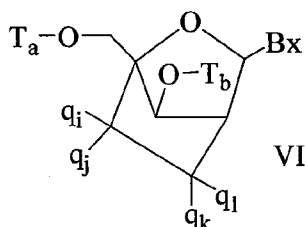
or q_e and q_f together are $=C(q_g)(q_h)$;

q_g and q_h are each, independently, H, halogen, C_1 - C_{12} alkyl or substituted C_1 - C_{12} alkyl.

The synthesis and preparation of the methyleneoxy (4'-CH₂-O-2') BNA monomers adenine, cytosine, guanine, 5-methyl-cytosine, thymine and uracil, along with their oligomerization, and nucleic acid recognition properties have been described (Koshkin *et al.*, *Tetrahedron*, 1998, 54, 3607-3630). BNAs and preparation thereof are also described in WO 98/39352 and WO 99/14226.

Analogues of methyleneoxy (4'-CH₂-O-2') BNA and 2'-thio-BNAs, have also been prepared (Kumar *et al.*, *Bioorg. Med. Chem. Lett.*, 1998, 8, 2219-2222). Preparation of locked nucleoside analogs comprising oligodeoxyribonucleotide duplexes as substrates for nucleic acid polymerases has also been described (Wengel *et al.*, WO 99/14226). Furthermore, synthesis of 2'-amino-BNA, a novel conformationally restricted high-affinity oligonucleotide analog has been described in the art (Singh *et al.*, *J. Org. Chem.*, 1998, 63, 10035-10039). In addition, 2'-amino- and 2'-methylamino-BNA's have been prepared and the thermal stability of their duplexes with complementary RNA and DNA strands has been previously reported.

In certain embodiments, bicyclic nucleoside having Formula VI:



wherein:

Bx is a heterocyclic base moiety;

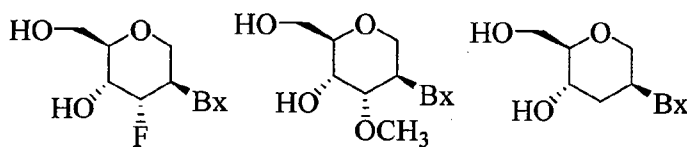
T_a and T_b are each, independently, H, a hydroxyl protecting group, a conjugate group, a reactive phosphorus group, a phosphorus moiety or a covalent attachment to a support medium;

each q_i , q_j , q_k and q_l is, independently, H, halogen, C_1 - C_{12} alkyl, substituted C_1 - C_{12} alkyl, C_2 - C_{12} alkenyl, substituted C_2 - C_{12} alkenyl, C_2 - C_{12} alkynyl, substituted C_2 - C_{12} alkynyl, C_1 - C_{12} alkoxy, substituted C_1 - C_{12} alkoxy, OJ_j, SJ_j, SOJ_j, SO₂J_j, NJ_jJ_k, N₃, CN, C(=O)OJ_j, C(=O)NJ_jJ_k, C(=O)J_j, O-C(=O)NJ_jJ_k, N(H)C(=NH)NJ_jJ_k, N(H)C(=O)NJ_jJ_k or N(H)C(=S)NJ_jJ_k; and

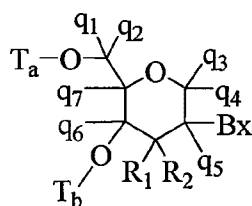
q_i and q_j or q_l and q_k together are $=C(q_g)(q_h)$, wherein q_g and q_h are each, independently, H, halogen, C_1 - C_{12} alkyl or substituted C_1 - C_{12} alkyl.

One carbocyclic bicyclic nucleoside having a 4'-(CH₂)₃-2' bridge and the alkenyl analog bridge 4'-CH=CH-CH₂-2' have been described (Freier *et al.*, *Nucleic Acids Research*, 1997, 25(22), 4429-4443 and Albaek *et al.*, *J. Org. Chem.*, 2006, 71, 7731-7740). The synthesis and preparation of carbocyclic bicyclic nucleosides along with their oligomerization and biochemical studies have also been described (Srivastava *et al.*, *J. Am. Chem. Soc.*, 2007, 129(26), 8362-8379).

In certain embodiments, nucleosides are modified by replacement of the ribosyl ring with a sugar surrogate. Such modification includes without limitation, replacement of the ribosyl ring with a surrogate ring system (sometimes referred to as DNA analogs) such as a morpholino ring, a cyclohexenyl ring, a cyclohexyl ring or a tetrahydropyranyl ring such as one having one of the formula:



Many other bicyclo and tricyclo sugar surrogate ring systems are also known in the art that can be used to modify nucleosides for incorporation into antisense compounds (see for example review article: Leumann, Christian J., *Bioorganic & Medicinal Chemistry*, 2002, 10, 841-854). Such ring systems can undergo various additional substitutions to enhance activity. See for example compounds having Formula VII:



VII

wherein independently for each of said at least one tetrahydropyran nucleoside analog of Formula VII:

Bx is a heterocyclic base moiety;

T_a and T_b are each, independently, an internucleoside linking group linking the tetrahydropyran nucleoside analog to the antisense compound or one of T_a and T_b is an

internucleoside linking group linking the tetrahydropyran nucleoside analog to the antisense compound and the other of T_a and T_b is H, a hydroxyl protecting group, a linked conjugate group or a 5' or 3'-terminal group;

5 $q_1, q_2, q_3, q_4, q_5, q_6$ and q_7 are each independently, H, C_1 - C_6 alkyl, substituted C_1 - C_6 alkyl, C_2 - C_6 alkenyl, substituted C_2 - C_6 alkenyl, C_2 - C_6 alkynyl or substituted C_2 - C_6 alkynyl; and each of R_1 and R_2 is selected from hydrogen, hydroxyl, halogen, substituted or unsubstituted alkoxy, NJ_1J_2 , SJ_1 , N_3 , $OC(=X)J_1$, $OC(=X)NJ_1J_2$, $NJ_3C(=X)NJ_1J_2$ and CN, wherein X is O, S or NJ_1 and each J_1, J_2 and J_3 is, independently, H or C_1 - C_6 alkyl.

10 In certain embodiments, the modified THP nucleosides of Formula VII are provided wherein $q_1, q_2, q_3, q_4, q_5, q_6$ and q_7 are each H (M). In certain embodiments, at least one of $q_1, q_2, q_3, q_4, q_5, q_6$ and q_7 is other than H. In certain embodiments, at least one of $q_1, q_2, q_3, q_4, q_5, q_6$ and q_7 is methyl. In certain embodiments, THP nucleosides of Formula VII are provided wherein one of R_1 and R_2 is fluoro (K). In certain embodiments, THP nucleosides of Formula VII are provided wherein one of R_1 and R_2 is methoxyethoxy. In certain embodiments, R_1 is fluoro and R_2 is H; R_1 is H and R_2 is fluoro; R_1 is methoxy and R_2 is H, and R_1 is H and R_2 is methoxyethoxy. Methods for the
15 preparations of modified sugars are well known to those skilled in the art.

In nucleotides having modified sugar moieties, the nucleobase moieties (natural, modified or a combination thereof) are maintained for hybridization with an appropriate nucleic acid target.

20 In certain embodiments, antisense compounds targeted to an ANGPTL3 nucleic acid comprise one or more nucleotides having modified sugar moieties. In certain embodiments, the modified sugar moiety is 2'-MOE. In certain embodiments, the 2'-MOE modified nucleotides are arranged in a gapmer motif. In certain embodiments, the modified sugar moiety is a bicyclic nucleoside having a (4'-CH(CH₃)-O-2') bridging group. In certain embodiments, the (4'-CH(CH₃)-O-2') modified nucleotides are arranged throughout the wings of a gapmer motif.

25 Methods for the preparations of modified sugars are well known to those skilled in the art.

In nucleotides having modified sugar moieties, the nucleobase moieties (natural, modified or a combination thereof) are maintained for hybridization with an appropriate nucleic acid target.

In certain embodiments, antisense compounds targeted to an ANGPTL3 nucleic acid comprise one or more nucleotides having modified sugar moieties. In certain embodiments, the

modified sugar moiety is 2'-MOE. In certain embodiments, the 2'-MOE modified nucleotides are arranged in a gapmer motif.

Modified Nucleobases

Nucleobase (or base) modifications or substitutions are structurally distinguishable from, yet functionally interchangeable with, naturally occurring or synthetic unmodified nucleobases. Both natural and modified nucleobases are capable of participating in hydrogen bonding. Such nucleobase modifications can impart nuclease stability, binding affinity or some other beneficial biological property to antisense compounds. Modified nucleobases include synthetic and natural nucleobases such as, for example, 5-methylcytosine (5-me-C). Certain nucleobase substitutions, including 5-methylcytosine substitutions, are particularly useful for increasing the binding affinity of an antisense compound for a target nucleic acid. For example, 5-methylcytosine substitutions have been shown to increase nucleic acid duplex stability by 0.6-1.2°C (Sanghvi, Y.S., Crooke, S.T. and Lebleu, B., eds., *Antisense Research and Applications*, CRC Press, Boca Raton, 1993, pp. 276-278).

Additional modified nucleobases include 5-hydroxymethyl cytosine, xanthine, hypoxanthine, 2-aminoadenine, 6-methyl and other alkyl derivatives of adenine and guanine, 2-propyl and other alkyl derivatives of adenine and guanine, 2-thiouracil, 2-thiothymine and 2-thiocytosine, 5-halouracil and cytosine, 5-propynyl ($-C\equiv C-CH_3$) uracil and cytosine and other alkynyl derivatives of pyrimidine bases, 6-azo uracil, cytosine and thymine, 5-uracil (pseudouracil), 4-thiouracil, 8-halo, 8-amino, 8-thiol, 8-thioalkyl, 8-hydroxyl and other 8-substituted adenines and guanines, 5-halo particularly 5-bromo, 5-trifluoromethyl and other 5-substituted uracils and cytosines, 7-methylguanine and 7-methyladenine, 2-F-adenine, 2-amino-adenine, 8-azaguanine and 8-azaadenine, 7-deazaguanine and 7-deazaadenine and 3-deazaguanine and 3-deazaadenine.

Heterocyclic base moieties can also include those in which the purine or pyrimidine base is replaced with other heterocycles, for example 7-deaza-adenine, 7-deazaguanosine, 2-aminopyridine and 2-pyridone. Nucleobases that are particularly useful for increasing the binding affinity of antisense compounds include 5-substituted pyrimidines, 6-azapyrimidines and N-2, N-6 and O-6 substituted purines, including 2 aminopropyladenine, 5-propynyluracil and 5-propynylcytosine.

In certain embodiments, antisense compounds targeted to an ANGPTL3 nucleic acid comprise one or more modified nucleobases. In certain embodiments, shortened or gap-widened antisense oligonucleotides targeted to an ANGPTL3 nucleic acid comprise one or more modified nucleobases. In certain embodiments, the modified nucleobase is 5-methylcytosine. In certain
5 embodiments, each cytosine is a 5-methylcytosine.

Compositions and Methods for Formulating Pharmaceutical Compositions

Antisense oligonucleotides can be admixed with pharmaceutically acceptable active or inert substance for the preparation of pharmaceutical compositions or formulations. Compositions and methods for the formulation of pharmaceutical compositions are dependent upon a number of
10 criteria, including, but not limited to, route of administration, extent of disease, or dose to be administered.

Antisense compound targeted to an ANGPTL3 nucleic acid can be utilized in pharmaceutical compositions by combining the antisense compound with a suitable pharmaceutically acceptable diluent or carrier. A pharmaceutically acceptable diluent includes phosphate-buffered saline (PBS).
15 PBS is a diluent suitable for use in compositions to be delivered parenterally. Accordingly, in one embodiment, employed in the methods described herein is a pharmaceutical composition comprising an antisense compound targeted to an ANGPTL3 nucleic acid and a pharmaceutically acceptable diluent. In certain embodiments, the pharmaceutically acceptable diluent is PBS. In certain embodiments, the antisense compound is an antisense oligonucleotide.

20 Pharmaceutical compositions comprising antisense compounds encompass any pharmaceutically acceptable salts, esters, or salts of such esters, or any other oligonucleotide which, upon administration to an animal, including a human, is capable of providing (directly or indirectly) the biologically active metabolite or residue thereof. Accordingly, for example, the disclosure is also drawn to pharmaceutically acceptable salts of antisense compounds, prodrugs, pharmaceutically
25 acceptable salts of such prodrugs, and other bioequivalents. Suitable pharmaceutically acceptable salts include, but are not limited to, sodium and potassium salts.

A prodrug can include the incorporation of additional nucleosides at one or both ends of an antisense compound which are cleaved by endogenous nucleases within the body, to form the active antisense compound.

Conjugated Antisense Compounds

Antisense compounds can be covalently linked to one or more moieties or conjugates which enhance the activity, cellular distribution or cellular uptake of the resulting antisense oligonucleotides. Typical conjugate groups include cholesterol moieties and lipid moieties.

5 Additional conjugate groups include carbohydrates, phospholipids, biotin, phenazine, folate, phenanthridine, anthraquinone, acridine, fluoresceins, rhodamines, coumarins, and dyes.

Antisense compounds can also be modified to have one or more stabilizing groups that are generally attached to one or both termini of antisense compounds to enhance properties such as, for example, nuclease stability. Included in stabilizing groups are cap structures. These terminal
10 modifications protect the antisense compound having terminal nucleic acids from exonuclease degradation, and can help in delivery and/or localization within a cell. The cap can be present at the 5'-terminus (5'-cap), or at the 3'-terminus (3'-cap), or can be present on both termini. Cap structures are well known in the art and include, for example, inverted deoxy abasic caps. Further 3' and 5'-
15 nuclease stability include those disclosed in WO 03/004602 published on January 16, 2003.

Cell culture and antisense compounds treatment

The effects of antisense compounds on the level, activity or expression of ANGPTL3 nucleic acids can be tested in vitro in a variety of cell types. Cell types used for such analyses are available from commercial vendors (e.g. American Type Culture Collection, Manassus, VA; Zen-Bio, Inc.,
20 Research Triangle Park, NC; Clonetics Corporation, Walkersville, MD) and cells are cultured according to the vendor's instructions using commercially available reagents (e.g. Invitrogen Life Technologies, Carlsbad, CA). Illustrative cell types include, but are not limited to, HepG2 cells, Hep3B cells, Huh7 (hepatocellular carcinoma) cells, primary hepatocytes, A549 cells, GM04281 fibroblasts and LLC-MK2 cells.

In vitro testing of antisense oligonucleotides

Described herein are methods for treatment of cells with antisense oligonucleotides, which can be modified appropriately for treatment with other antisense compounds.

In general, cells are treated with antisense oligonucleotides when the cells reach approximately 60-80% confluence in culture.

One reagent commonly used to introduce antisense oligonucleotides into cultured cells includes the cationic lipid transfection reagent LIPOFECTIN® (Invitrogen, Carlsbad, CA).

- 5 Antisense oligonucleotides are mixed with LIPOFECTIN® in OPTI-MEM® 1 (Invitrogen, Carlsbad, CA) to achieve the desired final concentration of antisense oligonucleotide and a LIPOFECTIN® concentration that typically ranges 2 to 12 ug/mL per 100 nM antisense oligonucleotide.

- Another reagent used to introduce antisense oligonucleotides into cultured cells includes
10 LIPOFECTAMINE 2000® (Invitrogen, Carlsbad, CA). Antisense oligonucleotide is mixed with LIPOFECTAMINE 2000® in OPTI-MEM® 1 reduced serum medium (Invitrogen, Carlsbad, CA) to achieve the desired concentration of antisense oligonucleotide and a LIPOFECTAMINE® concentration that typically ranges 2 to 12 ug/mL per 100 nM antisense oligonucleotide.

- Another reagent used to introduce antisense oligonucleotides into cultured cells includes
15 Cytofectin® (Invitrogen, Carlsbad, CA). Antisense oligonucleotide is mixed with Cytofectin® in OPTI-MEM® 1 reduced serum medium (Invitrogen, Carlsbad, CA) to achieve the desired concentration of antisense oligonucleotide and a Cytofectin® concentration that typically ranges 2 to 12 ug/mL per 100 nM antisense oligonucleotide.

- Another reagent used to introduce antisense oligonucleotides into cultured cells includes
20 Oligofectamine™ (Invitrogen Life Technologies, Carlsbad, CA). Antisense oligonucleotide is mixed with Oligofectamine™ in Opti-MEM™-1 reduced serum medium (Invitrogen Life Technologies, Carlsbad, CA) to achieve the desired concentration of oligonucleotide with an Oligofectamine™ to oligonucleotide ratio of approximately 0.2 to 0.8 µL per 100 nM.

- Another reagent used to introduce antisense oligonucleotides into cultured cells includes
25 FuGENE 6 (Roche Diagnostics Corp., Indianapolis, IN). Antisense oligomeric compound was mixed with FuGENE 6 in 1 mL of serum-free RPMI to achieve the desired concentration of oligonucleotide with a FuGENE 6 to oligomeric compound ratio of 1 to 4 µL of FuGENE 6 per 100 nM.

- Another technique used to introduce antisense oligonucleotides into cultured cells includes
30 electroporation (Sambrooke and Russell, Molecular Cloning: A Laboratory Manual, 3rd Ed., 2001).

Cells are treated with antisense oligonucleotides by routine methods. Cells are typically harvested 16-24 hours after antisense oligonucleotide treatment, at which time RNA or protein levels of target nucleic acids are measured by methods known in the art and described herein. In general, when treatments are performed in multiple replicates, the data are presented as the average
5 of the replicate treatments.

The concentration of antisense oligonucleotide used varies from cell line to cell line. Methods to determine the optimal antisense oligonucleotide concentration for a particular cell line are well known in the art. Antisense oligonucleotides are typically used at concentrations ranging from 1 nM to 300 nM when transfected with LIPOFECTAMINE2000®, Lipofectin or Cytofectin.
10 Antisense oligonucleotides are used at higher concentrations ranging from 625 to 20,000 nM when transfected using electroporation.

RNA Isolation

RNA analysis can be performed on total cellular RNA or poly(A)+ mRNA. Methods of RNA isolation are well known in the art (Sambrooke and Russell, Molecular Cloning: A Laboratory
15 Manual, 3rd Ed., 2001). RNA is prepared using methods well known in the art, for example, using the TRIZOL® Reagent (Invitrogen, Carlsbad, CA) according to the manufacturer's recommended protocols.

Analysis of inhibition of target levels or expression

Inhibition of levels or expression of an ANGPTL3 nucleic acid can be assayed in a variety of
20 ways known in the art (Sambrooke and Russell, Molecular Cloning: A Laboratory Manual, 3rd Ed., 2001). For example, target nucleic acid levels can be quantitated by, e.g., Northern blot analysis, competitive polymerase chain reaction (PCR), or quantitative real-time PCR. RNA analysis can be performed on total cellular RNA or poly(A)+ mRNA. Methods of RNA isolation are well known in the art. Northern blot analysis is also routine in the art. Quantitative real-time PCR can be
25 conveniently accomplished using the commercially available ABI PRISM® 7600, 7700, or 7900 Sequence Detection System, available from PE-Applied Biosystems, Foster City, CA and used according to manufacturer's instructions.

Quantitative Real-Time PCR Analysis of Target RNA Levels

Quantitation of target RNA levels can be accomplished by quantitative real-time PCR using the ABI PRISM® 7600, 7700, or 7900 Sequence Detection System (PE-Applied Biosystems, Foster City, CA) according to manufacturer's instructions. Methods of quantitative real-time PCR are well known in the art.

5 Prior to real-time PCR, the isolated RNA is subjected to a reverse transcriptase (RT) reaction, which produces complementary DNA (cDNA) that is then used as the substrate for the real-time PCR amplification. The RT and real-time PCR reactions are performed sequentially in the same sample well. RT and real-time PCR reagents are obtained from Invitrogen (Carlsbad, CA). RT, and real-time-PCR reactions are carried out by methods well known to those skilled in the art.

10 Gene (or RNA) target quantities obtained by real time PCR can be normalized using either the expression level of a gene whose expression is constant, such as cyclophilin A, or by quantifying total RNA using RIBOGREEN® (Invitrogen, Inc. Carlsbad, CA). Cyclophilin A expression is quantified by real time PCR, by being run simultaneously with the target, multiplexing, or separately. Total RNA is quantified using RIBOGREEN® RNA quantification reagent (Invitrogen, 15 Inc. Carlsbad, CA). Methods of RNA quantification by RIBOGREEN® are taught in Jones, L.J., et al, (Analytical Biochemistry, 1998, 265, 368-374). A CYTOFLUOR® 4000 instrument (PE Applied Biosystems) is used to measure RIBOGREEN® fluorescence.

Probes and primers are designed to hybridize to an ANGPTL3 nucleic acid. Methods for designing real-time PCR probes and primers are well known in the art, and can include the use of 20 software such as PRIMER EXPRESS® Software (Applied Biosystems, Foster City, CA).

Gene target quantities obtained by RT, real-time PCR can be normalized using either the expression level of GAPDH, a gene whose expression is constant, or by quantifying total RNA using RiboGreen™ (Molecular Probes, Inc. Eugene, OR). GAPDH expression was quantified by RT, real-time PCR, by being run simultaneously with the target, multiplexing, or separately. Total 25 RNA was quantified using RiboGreen™ RNA quantification reagent (Molecular Probes, Inc. Eugene, OR).

Presented in Table 2 are primers and probes used to measure GAPDH expression in the cell types described herein. The GAPDH PCR probes have JOE covalently linked to the 5' end and TAMRA or MGB covalently linked to the 3' end, where JOE is the fluorescent reporter dye and 30 TAMRA or MGB is the quencher dye. In some cell types, primers and probe designed to a GAPDH

sequence from a different species are used to measure GAPDH expression. For example, a human GAPDH primer and probe set is used to measure GAPDH expression in monkey-derived cells and cell lines.

5

Table 2**GAPDH primers and probes for use in real-time PCR**

Target Name	Species	Sequence Description	Sequence (5' to 3')	SEQ ID NO
GAPDH	Human	Forward Primer	CAACGGATTTGGTCGTATTGG	15
GAPDH	Human	Reverse Primer	GGCAACAATATCCACTTTACCAGAGT	16
GAPDH	Human	Probe	CGCCTGGTCACCAGGGCTGCT	17
GAPDH	Human	Forward Primer	GAAGGTGAAGGTCGGAGTC	18
GAPDH	Human	Reverse Primer	GAAGATGGTGATGGGATTTC	19
GAPDH	Human	Probe	CAAGCTTCCCGTTCTCAGCC	20
GAPDH	Human	Forward Primer	GAAGGTGAAGGTCGGAGTC	18
GAPDH	Human	Reverse Primer	GAAGATGGTGATGGGATTTC	19
GAPDH	Human	Probe	TGGAATCATATTGGAACATG	21
GAPDH	Mouse	Forward Primer	GGCAAATTCAACGGCACAGT	22
GAPDH	Mouse	Reverse Primer	GGGTCTCGCTCCTGGAAGAT	23
GAPDH	Mouse	Probe	AAGGCCGAGAATGGGAAGCTTGTCATC	24
GAPDH	Rat	Forward Primer	TGTTCTAGAGACAGCCGCATCTT	25
GAPDH	Rat	Reverse Primer	CACCGACCTTCACCATCTTGT	26
GAPDH	Rat	Probe	TTGTGCAGTGCCAGCCTCGTCTCA	27

Probes and primers for use in real-time PCR were designed to hybridize to target-specific sequences. The primers and probes and the target nucleic acid sequences to which they hybridize are presented in Table 3. The target-specific PCR probes have FAM covalently linked to the 5' end and TAMRA or MGB covalently linked to the 3' end, where FAM is the fluorescent dye and TAMRA or MGB is the quencher dye.

10

Table 3**Gene target-specific primers and probes for use in real-time PCR**

Species	Target SEQ ID NO	Sequence Description	Sequence (5' to 3')	SEQ ID NO
Human	4	Forward Primer	CTTCAATGAAACGTGGGAGAACT	28
Human	4	Reverse Primer	TCTCTAGGCCCAACCAAAATTC	29
Human	4	Probe	AAATATGGTTTTGGGAGGCTTGAT	30
Mouse	6	Forward Primer	CAGAAGTAACATCACTCAAAAGTTTTGTAG	31
Mouse	6	Reverse Primer	GACTTAATTGTTTATACTGTTCTTCCACACT	32
Mouse	6	Probe	CAGCAAGACAACAGCATAAGAGAACTCCTCCA	33

Analysis of Protein Levels

5 Antisense inhibition of ANGPTL3 nucleic acids can be assessed by measuring ANGPTL3 protein levels. Protein levels of ANGPTL3 can be evaluated or quantitated in a variety of ways well known in the art, such as immunoprecipitation, Western blot analysis (immunoblotting), enzyme-linked immunosorbent assay (ELISA), quantitative protein assays, protein activity assays (for example, caspase activity assays), immunohistochemistry, immunocytochemistry or fluorescence-activated cell sorting (FACS) (Sambrooke and Russell, *Molecular Cloning: A Laboratory Manual*, 10 3rd Ed., 2001). Antibodies directed to a target can be identified and obtained from a variety of sources, such as the MSRS catalog of antibodies (Aerie Corporation, Birmingham, MI), or can be prepared via conventional monoclonal or polyclonal antibody generation methods well known in the art.

15 *In vivo testing of antisense compounds*

 Antisense compounds, for example, antisense oligonucleotides, are tested in animals to assess their ability to inhibit expression of ANGPTL3 and produce phenotypic changes. Testing can be performed in normal animals, or in experimental disease models. For administration to animals, antisense oligonucleotides are formulated in a pharmaceutically acceptable diluent, such as 20 phosphate-buffered saline. Administration includes parenteral routes of administration. Following a period of treatment with antisense oligonucleotides, RNA is isolated from tissue and changes in

ANGPTL3 nucleic acid expression are measured. Changes in ANGPTL3 protein levels are also measured.

Certain Indications

5 In certain embodiments, provided herein are methods of treating an individual comprising administering one or more pharmaceutical compositions as described herein. In certain embodiments, the individual has a metabolic disease and/or cardiovascular disease. In certain embodiments, the individual has atherosclerosis, hepatic steatosis or hyperlipidemia.

10 Accordingly, provided herein are methods for ameliorating a symptom associated with a metabolic disease or cardiovascular disease. Also provided herein are methods for ameliorating a symptom associated with atherosclerosis, hepatic steatosis or hyperlipidemia in a subject in need thereof. In certain embodiments, provided is a method for reducing the rate of onset of a symptom associated with a metabolic disease or cardiovascular disease. In certain embodiments, provided is a method for reducing the rate of onset of a symptom associated with atherosclerosis, hepatic steatosis or hyperlipidemia. In certain embodiments, provided is a method for reducing the severity of a symptom associated with a metabolic disease or cardiovascular disease. In certain embodiments, provided is a method for reducing the severity of a symptom associated with atherosclerosis, hepatic steatosis or hyperlipidemia. In such embodiments, the methods comprise administering to an individual in need thereof a therapeutically effective amount of a compound targeted to an ANGPTL3 nucleic acid.

 In certain embodiments, administration of an antisense compound targeted to an ANGPTL3 nucleic acid results in reduction of ANGPTL3 expression by at least about 15, 20, 25, 30, 35, 40, 45, 50, 55, 60, 65, 70, 75, 80, 85, 90, 95 or 99%, or a range defined by any two of these values.

25 In certain embodiments, pharmaceutical compositions comprising an antisense compound targeted to ANGPTL3 are used for the preparation of a medicament for treating a patient suffering from, or susceptible to, a metabolic disease or cardiovascular disease. In certain embodiments, pharmaceutical compositions comprising an antisense compound targeted to ANGPTL3 are used for the preparation of a medicament for treating a patient suffering from, or susceptible to, atherosclerosis, hepatic steatosis or hyperlipidemia.

In certain embodiments, the methods described herein include administering a compound comprising a modified oligonucleotide having an 8, 9, 10, 11, 12, 13, 14, 15, 16, 17, 18, 19 or 20 contiguous nucleobase portion as described herein of a sequence recited in SEQ ID NO: 34-182.

5 *Administration*

In certain embodiments, the compounds and compositions as described herein are administered parenterally.

In certain embodiments, parenteral administration is by infusion. Infusion can be chronic or continuous or short or intermittent. In certain embodiments, infused pharmaceutical agents are
10 delivered with a pump.

In certain embodiments, parenteral administration is by injection. The injection can be delivered with a syringe or a pump. In certain embodiments, the injection is a bolus injection. In certain embodiments, the injection is administered directly to a tissue or organ.

15 *Certain Combination Therapies*

In certain embodiments, a first agent comprising the modified oligonucleotide of the invention is co-administered with one or more secondary agents. In certain embodiments, such second agents are designed to treat the same disease, disorder or condition as the first agent described herein. In certain embodiments, such second agents are designed to treat a different
20 disease, disorder, or condition as the first agent described herein. In certain embodiments, such second agents are designed to treat an undesired side effect of one or more pharmaceutical compositions as described herein. In certain embodiments, second agents are co-administered with the first agent to treat an undesired effect of the first agent. In certain embodiments, second agents are co-administered with the first agent to produce a combinational effect. In certain embodiments,
25 second agents are co-administered with the first agent to produce a synergistic effect.

In certain embodiments, a first agent and one or more second agents are administered at the same time. In certain embodiments, the first agent and one or more second agents are administered at different times. In certain embodiments, the first agent and one or more second agents are

prepared together in a single pharmaceutical formulation. In certain embodiments, the first agent and one or more second agents are prepared separately.

In certain embodiments, second agents include, but are not limited to ascorbic acid.

5 EXAMPLES

While certain compounds, compositions and methods described herein have been described with specificity in accordance with certain embodiments, the following examples serve only to illustrate the compounds described herein and are not intended to limit the same.

10

Example 1: Antisense inhibition of human angiopoietin-like 3 by oligomeric compounds

A series of oligomeric compounds was designed to target different regions of human angiopoietin-like 3, using published sequences cited in Table 1. The compounds are shown in Table
 15 4. All compounds in Table 4 are chimeric oligonucleotides (“gapmers”) 20 nucleotides in length, composed of a central “gap” region consisting of 10 2'-deoxynucleotides, which is flanked on both sides (5' and 3') by five-nucleotide “wings”. The wings are composed of 2'-O-(2-methoxyethyl) nucleotides, also known as 2'-MOE nucleotides. The internucleoside (backbone) linkages are phosphorothioate throughout the oligonucleotide. All cytosine residues are 5-methylcytosines. The
 20 oligomeric compounds in Table 4 specifically hybridize to a target nucleic acid molecule encoding angiopoietin-like 3 and are comprised of regions that increase binding affinity, these regions being the “wings” of the oligomeric compounds. The oligomeric compounds each comprise a region that elicits RNase H activity, this regions being the “gap” region.

The compounds were analyzed for their effect on gene target mRNA levels by quantitative
 25 real-time PCR as described in other examples herein, using the target-specific primers and probe shown in Table 3 (SEQ ID NO: 28, SEQ ID NO: 29, and SEQ ID NO: 30). Data are averages from experiments in which Huh7 cells were treated with 150 nM of the disclosed oligomeric compounds

using OLIGOFECTAMINE™. Shown in Table 4 is the SEQ ID NO of the sequence to which each oligomeric compound is targeted.

A reduction in expression is expressed as percent inhibition in Table 4. If present, "N.D." indicates "not determined". The target regions to which these oligomeric compounds are inhibitory are herein referred to as "validated target segments."

Table 4

Inhibition of human angiopoietin-like 3 mRNA levels by chimeric oligonucleotides having 2'-MOE wings and deoxy gap

ISIS #	Target SEQ ID NO	Target Site	Sequence (5' to 3')	% Inhib	SEQ ID NO
337529	1	548	ATCTGTTGTGATGTCGATAA	66	34
337527	2	336	GTATTTAGTCAAGTTTAGAG	39	35
337528	2	429	TATTACAGATTTTTACACAT	21	36
337526	3	33	CGTGGAAGTGTCTTCTG	63	37
337459	4	22	AGCTTAATTGTGAACATTT	73	38
337460	4	61	ATTCTGGAGGAAATAACTAG	34	39
233675	4	116	AAATCTTGATTTTGGCTCTG	61	40
233676	4	121	ATAGCAAATCTTGATTTGG	52	41
337461	4	126	CTAACATAGCAAATCTTGAT	53	42
337462	4	131	ATCGTCTAACATAGCAAATC	43	43
337463	4	154	AGGCCATTGGCTAAAATTTT	37	44
337464	4	171	CATGTCCCAACTGAAGGAGG	41	45
337465	4	180	CTTTAAGACCATGTCCCAAC	0	46
337466	4	203	GCCCTTCGTCCTTATGGACAA	28	47
337467	4	214	TCATTAATTTGGCCCTTCGT	38	48
337468	4	223	TGAAATATGTCATTAATTG	0	49
233690	4	247	GACTGATCAAATATGTTGAG	53	50
337469	4	271	GTTTGCAGCGATAGATCATA	56	51
337470	4	277	TCACTGGTTTGCAGCGATAG	62	52
337471	4	364	AGTTCAAGTGACATATTCTT	52	53
337472	4	496	AGTGAAGTTACTTCTGGGTG	59	54
337473	4	502	GTTTTAAGTGAAGTTACTTC	50	55
337474	4	510	CTACAAAAGTTTTAAGTGAA	25	56
337475	4	558	GGTCTTCCACGGTCTGGAGA	70	57
337476	4	624	TAGTCCTTCTGAGCTGATTT	66	58
337477	4	637	GGTCTTGAATACTAGTCCT	80	59
337478	4	648	AAATTTCTGTGGGTCTTGA	74	60
337479	4	665	TGGCTTGGAAGATAGAGAAA	77	61
233710	4	683	AGTAGTCTTGGTGCTCTTG	82	62

ISIS #	Target SEQ ID NO	Target Site	Sequence (5' to 3')	% Inhib	SEQ ID NO
337480	4	694	TGAAGAAAGGGAGTAGTTCT	60	63
337481	4	701	ATTCAACTGAAGAAAGGGAG	59	64
337482	4	710	TCTTATTTCACTCAACTGAA	32	65
337483	4	734	AGGAATGCCATCATGTTTAA	39	66
337484	4	762	CTCTGTTATAAAATGGTGGTA	65	67
337485	4	767	TTCACCTCTGTTATAAATGG	31	68
337486	4	772	GTATGTTACCTCTGTTATA	47	69
337487	4	777	CACTTGATGTTACCTCTG	75	70
337488	4	782	CATGCCACTTGATGTTTAC	44	71
337489	4	806	AGAGTTGCTGGGTCTGATGG	52	72
337490	4	840	CTGATATAACATCACAGTAG	54	73
337491	4	850	CATGGACTACCTGATATAAC	60	74
233717	4	862	TGAATTAATGTCCATGGACT	85	75
337492	4	874	TCTATTCGATGTTGAATTAA	13	76
337493	4	909	AGTTCTCCACGTTTCATTG	80	77
337494	4	918	CATATTTGTAGTTCTCCAC	62	78
337495	4	923	AAAACCATATTTGTAGTTCT	25	79
337496	4	930	GCCTCCCAAACCATATTTG	35	80
337497	4	953	GCCCAACCAAAATTCTCCAT	70	81
233721	4	959	CTCTAGGCCCAACCAAAATT	73	82
233722	4	964	ATCTTCTCTAGGCCCAACCA	91	83
337498	4	995	AACATAATTAGATTGCTTCA	26	84
337499	4	1016	GTCTTCCAACCAATTCGTA	56	85
337500	4	1023	CTTTCCAGTCTTCCAACCA	38	86
337501	4	1094	AACTAGATGTAGCGTATAGT	65	87
337502	4	1162	TGATCCCAAGTAGAAAACAC	33	88
337503	4	1213	CACCAGCCTCCTGAATAACC	32	89
337504	4	1245	TTAGGTTGTTTTCTCCACAC	68	90
337505	4	1301	TAATCCTCTTCTCCTCTCTG	32	91
337506	4	1315	TGAGACTTCCAAGATAATCC	63	92
337507	4	1320	CATTTTGAGACTTCCAAGAT	48	93
337508	4	1333	GAGTATAACCTTCCATTTTG	54	94
337509	4	1364	TGGATGGATCAACATTTTGG	67	95
337510	4	1385	TTCAAAGCTTTCTGAATCTG	62	96
337511	4	1397	TGCCTCAGTTCATTCAAAGC	58	97
337512	4	1410	TGCCTTTTAAATTTGCCTCA	64	98
337513	4	1443	ATTAACCTGGAATGAGGTTA	65	99
337514	4	1450	AGACCACATTAACCTTGAAT	62	100
337515	4	1458	AGATTATTAGACCACATTAA	44	101
337516	4	1463	ATACCAGATTATTAGACCAC	65	102
337517	4	1470	GGATTTAATACCAGATTATT	64	103
337518	5	1678	ACTGACTTACCTGATTTTCT	0	104
337519	5	2294	ACCTTGTAAGTCTTCATTGG	52	105
337520	5	3809	CAGTGTTATTCAGATTGTAC	56	106

ISIS #	Target SEQ ID NO	Target Site	Sequence (5' to 3')	% Inhib	SEQ ID NO
337521	5	4068	AGTGTCTTACCATCATGTTT	56	107
337522	5	5100	ACAGATGTAAATAACACTTT	19	108
337523	5	5252	GTCCCCCTTACCATCAAGCCT	49	109
337524	5	7150	GGGAAGATACTTTGAAGATA	50	110
337525	5	7504	CACCAGCCTCCTAAAGGAGA	27	111

Example 2: Antisense inhibition of mouse angiopoietin-like 3 by oligomeric compounds

A series of oligomeric compounds was designed to target different regions of mouse angiopoietin-like 3, using published sequences cited in Table 1. The compounds are shown in Table 5. All compounds in Table 5 are chimeric oligonucleotides ("gapmers") 20 nucleotides in length, composed of a central "gap" region consisting of 10 2'-deoxynucleotides, which is flanked on both sides (5' and 3') by five-nucleotide "wings". The wings are composed of 2'-O-(2-methoxyethyl) nucleotides, also known as 2'-MOE nucleotides. The internucleoside (backbone) linkages are phosphorothioate throughout the oligonucleotide. All cytosine residues are 5-methylcytosines. The oligomeric compounds in Table 5 specifically hybridize to a target nucleic acid molecule encoding angiopoietin-like 3 and are comprised of regions that increase binding affinity, these regions being the "wings" of the oligomeric compounds. The oligomeric compounds each comprise a region that elicits RNase H activity, this region being the "gap" region.

The compounds were analyzed for their effect on gene target mRNA levels by quantitative real-time PCR as described in other examples herein, using the target-specific primers and probe shown in Table 3 (SEQ ID NO: 31, SEQ ID NO: 32, and SEQ ID NO: 33). Data are averages from experiments in which mouse primary hepatocytes were treated with 150 nM of the disclosed oligomeric compounds using LIPOFECTIN™. The control oligomeric compounds used were SEQ ID NOs: 9 and 10. Shown in Table 5 is the SEQ ID NO of the sequence to which each oligomeric compound is targeted.

A reduction in expression is expressed as percent inhibition in Table 5. If present, "N.D." indicates "not determined". The target regions to which these oligomeric compounds are inhibitory are herein referred to as "validated target segments". The antisense oligonucleotides of Table 5 may also be cross reactive with the human ANGPTL3 mRNA (GENBANK Accession NM_014495.1, incorporated herein as SEQ ID NO: 4), depending on the number of mismatched nucleobases the

murine oligonucleotide has with the human ANGPTL3 sequence. “Human Target Start Site” indicates the 5’-most nucleotide in the human mRNA to which the antisense oligonucleotide is targeted. “Human Target Stop Site” indicates the 3’-most nucleotide in the human mRNA to which the antisense oligonucleotide is targeted. ‘Mismatches’ indicates the number of nucleobases by which the murine oligonucleotide is mismatched with the human gene sequence. The designation “n/a” indicates that there was greater than 3 mismatches between the murine oligonucleotide and the human gene sequence. The greater the complementarity between the murine oligonucleotide and the human gene sequence, the more likely the murine oligonucleotide can cross-react with the human gene sequence.

10

Table 5
Inhibition of mouse angiopoietin-like 3 mRNA levels by chimeric oligonucleotides having 2’-MOE wings and deoxy gap

ISIS #	Target SEQ ID NO	Target Site	Sequence (5' to 3')	% Inhib	SEQ ID NO	Human Target Start Site	Mismatches with human target
233671	6	19	AATAATTTAATTGTGTGCAT	13	112	n/a	n/a
233672	6	56	CACTCTGGATGCAATTACTA	66	113	n/a	n/a
233673	6	68	AAGGTCTGGATCCACTCTGG	74	114	n/a	n/a
233674	6	100	TTTGGCTCTGAAGGTGCAGA	66	115	n/a	n/a
233675	6	110	AAATCTTGATTTTGGCTCTG	80	40	116	0
233676	6	115	ATAGCAAATCTTGATTTTGG	49	41	121	0
233677	6	124	TCATCCAACATAGCAAATCT	24	116	130	2
233678	6	129	TGACATCATCCAACATAGCA	66	117	135	3
233679	6	134	AATTTTGACATCATCCAACA	76	118	140	3
233680	6	139	GCTAAAATTTTGACATCATC	72	119	145	2
233681	6	148	AGGCCATTGCTGCTAAAATTTT	52	120	154	1
233682	6	160	CCCAGCTGCAGGAGGCCATT	77	121	166	2
233683	6	165	CATGACCCAGCTGCAGGAGG	51	122	171	3
233684	6	172	TTAAGTCCATGACCCAGCTG	71	123	178	3
233685	6	182	GACAAAATCTTTAAGTCCAT	27	124	188	2
233686	6	187	TTATGGACAAAATCTTTAAG	29	125	193	1
233687	6	226	TTGAGCTTCTGAAATATGTC	56	126	232	2
233688	6	231	ATATGTTGAGCTTCTGAAAT	53	127	237	2
233689	6	236	ATCAAATATGTTGAGCTTCT	47	128	242	2
233690	6	241	GACTGATCAAATATGTTGAG	73	50	247	0
233691	6	266	GGTTCGAAGTGATAGGTCAT	63	129	n/a	n/a

233692	6	317	TAGTGTAGATGTAGTTCTTC	44	130	323	2
233693	6	349	GACATGTTCTTCACCTCCTC	80	131	355	3
233694	6	365	TGAGTTCAGTTCTACTGACA	78	132	371	3
233695	6	373	TCAAGCTTTGAGTTCAGTTC	71	133	379	2
233696	6	394	GTCTTCTCTCCAGCAGACT	71	134	n/a	n/a
233697	6	405	GTTGAAGGGCTGTCTTCTCT	75	135	n/a	n/a
233698	6	415	CTGACCTTGTGTTGAAGGGC	92	136	n/a	n/a
233699	6	423	CCAAAGCCCTGACCTTGTGT	60	137	n/a	n/a
233700	6	435	TTAGCTGCTCCTCCAAAGCC	68	138	n/a	n/a
233701	6	451	CTTAGAATTAAGTTGGTTAG	49	139	457	3
233702	6	474	GGTGCTCCTGAGCCCCAGCT	82	140	n/a	n/a
233703	6	488	TGATGTTACTTCTGGGTGCT	63	141	494	2
233704	6	511	TGCTGTTCTACAAAACTTTT	79	142	517	3
233705	6	535	AGGAGTTCTCTTATGCTGTT	86	143	n/a	n/a
233706	6	540	TCTGGAGGAGTTCTCTTATG	58	144	n/a	n/a
233707	6	545	CACACTCTGGAGGAGTTCTC	77	145	n/a	n/a
233708	6	632	GGGTTCTTGAATACCAGTCT	58	146	638	2
233709	6	649	GAAAGAGAATTTCTGAGGG	29	147	655	3
233710	6	677	AGTAGTTCTTGGTGCTCTTG	68	62	683	0
233711	6	730	GCAGGAAGGTCATCTTGTTT	62	148	n/a	n/a
233712	6	739	GAGCAGTCGGCAGGAAGGTC	62	149	n/a	n/a
233713	6	778	TACACGCCACTTGTATGTTT	55	150	784	1
233714	6	787	TTAATAGTGTACACGCCACT	62	151	n/a	n/a
233715	6	816	AGACATTAAACCCTTGGGAG	47	152	n/a	n/a
233716	6	838	CTGCCCTGATTGGGTATCACA	76	153	n/a	n/a
233717	6	856	TGAATTAATGTCCATGGACT	61	75	862	0
233718	6	871	CCATCTTCCGGTGTTGAAT	64	154	877	3
233719	6	884	GAAGTCCTGTGAGCCATCTT	69	155	n/a	n/a
233720	6	935	TTCTCCATCGAGCCTCCCAA	56	156	941	1
233721	6	953	CTCTAGGCCCAACCAAAATT	67	82	959	0
233722	6	958	ATCTTCTCTAGGCCCAACCA	63	83	964	0
233723	6	975	GTTGGACTATAGCATAGATC	70	157	n/a	n/a
233724	6	988	ATGTAGTTAGACTGTTGGAC	57	158	n/a	n/a
233725	6	1033	ACGTAGTGCTTGCTGTCTTT	81	159	n/a	n/a
233726	6	1055	GCCCAGGTGAAAGGAGTATT	70	160	n/a	n/a
233727	6	1081	TGTAGCGTGTAGTTGGTTTC	38	161	1087	1
233728	6	1086	CCACATGTAGCGTGTAGTTG	59	162	1092	3
233729	6	1091	CTCAGCCACATGTAGCGTGT	57	163	n/a	n/a

233730	6	1096	GCAATCTCAGCCACATGTAG	62	164	n/a	n/a
233731	6	1138	ATCAGGTCTGTGTGCTCTGG	75	165	n/a	n/a
233732	6	1149	ATGTAGAAAACATCAGGTCT	66	166	n/a	n/a
233733	6	1160	TCTGTGATTCCATGTAGAAA	61	167	1166	3
233734	6	1186	TCTGGACAGTAGAGCTGTCC	46	168	1192	3
233735	6	1191	AACTTTCTGGACAGTAGAGC	58	169	n/a	n/a
233736	6	1209	ACCACCAGCCACCTGAGTAA	60	170	1215	2
233737	6	1229	TTCTCCACATATGTCATTCC	56	171	n/a	n/a
233738	6	1236	GGTIGTTTTCTCCACATATG	70	172	n/a	n/a
233739	6	1277	TGGTCTGGATTGGTTCTGG	71	173	n/a	n/a
233740	6	1283	TCTCTCTGGTCTGGATTTGG	73	174	n/a	n/a
233741	6	1324	TAGAGCTTTCTGCTCTGAGG	64	175	n/a	n/a
233742	6	1363	GTGGTGGGCTGGAGCATCAT	57	176	n/a	n/a
233743	6	1376	TGAAGCTTCTTAGGTGGTGG	55	177	n/a	n/a
233744	6	1390	TGTCTCAGTTCAGTTGAAGC	60	178	n/a	n/a
233745	6	1430	TCGGGAGGACTTTAATATTT	50	179	n/a	n/a
233746	7	13	GGAAGTTCTCCCTCCTGTCC	49	180	n/a	n/a
233747	8	202	TAACAATGAGTTTAAACCTA	17	181	n/a	n/a
233748	8	210	TCTGATCTTAACAATGAGTT	0	182	n/a	n/a

Example 3: Design and screening of duplexed oligomeric compounds targeting angiopoietin-like 3

5 In accordance with the invention, a series of duplexes, including dsRNA and mimetics thereof, comprising oligomeric compounds of the invention and their complements can be designed to target angiopoietin-like 3. The nucleobase sequence of the antisense strand of the duplex comprises at least a portion of an oligonucleotide targeted to angiopoietin-like 3 as disclosed herein. The ends of the strands may be modified by the addition of one or more natural or modified

10 nucleobases to form an overhang. The sense strand of the nucleic acid duplex is then designed and synthesized as the complement of the antisense strand and may also contain modifications or additions to either terminus. The antisense and sense strands of the duplex comprise from about 17 to 25 nucleotides, or from about 19 to 23 nucleotides. Alternatively, the antisense and sense strands comprise 20, 21 or 22 nucleotides.

For example, in one embodiment, both strands of the dsRNA duplex would be complementary over the central nucleobases, each having overhangs at one or both termini.

For example, a duplex comprising an antisense strand having the sequence CGAGAGGCGGACGGGACCG (incorporated herein as SEQ ID NO: 183) and having a two-
5 nucleobase overhang of deoxythymidine(dT) would have the following structure:

cgagaggcggacgggaccgTT	Antisense Strand (SEQ ID NO: 184)
TTgctctccgcctgccctggc	Complement (SEQ ID NO: 185)

10 Overhangs can range from 2 to 6 nucleobases and these nucleobases may or may not be complementary to the target nucleic acid. In another embodiment, the duplexes can have an overhang on only one terminus.

In another embodiment, a duplex comprising an antisense strand having the same sequence, for example CGAGAGGCGGACGGGACCG (SEQ ID NO: 183), can be prepared with blunt ends
15 (no single stranded overhang) as shown:

cgagaggcggacgggaccg	Antisense Strand (SEQ ID NO: 183)
gctctccgcctgccctggc	Complement (SEQ ID NO: 186)

20 The RNA duplex can be unimolecular or bimolecular; i.e., the two strands can be part of a single molecule or may be separate molecules.

RNA strands of the duplex can be synthesized by methods routine to the skilled artisan or purchased from Dharmacon Research Inc. (Lafayette, CO). Once synthesized, the complementary strands are annealed. The single strands are aliquoted and diluted to a concentration of 50 μ M. Once
25 diluted, 30 μ L of each strand is combined with 15 μ L of a 5X solution of annealing buffer. The final concentration of said buffer is 100 mM potassium acetate, 30 mM HEPES-KOH pH 7.4, and 2mM magnesium acetate. The final volume is 75 μ L. This solution is incubated for 1 minute at 90°C and then centrifuged for 15 seconds. The tube is allowed to sit for 1 hour at 37°C at which time the

dsRNA duplexes are used in experimentation. The final concentration of the dsRNA duplex is 20 μ M.

Once prepared, the duplexed compounds are evaluated for their ability to modulate angiopoietin-like 3. When cells reached 80% confluency, they are treated with duplexed compounds of the invention. For cells grown in 96-well plates, wells are washed once with 200 μ L OPTI-MEM-1TM reduced-serum medium (Gibco BRL) and then treated with 130 μ L of OPTI-MEM-1TM containing 12 μ g/mL LIPOFECTINTM (Gibco BRL) and the desired duplex antisense compound at a final concentration of 200 nM (a ratio of 6 μ g/mL LIPOFECTINTM per 100 nM duplex antisense compound). After 5 hours of treatment, the medium is replaced with fresh medium. Cells are harvested 16 hours after treatment, at which time RNA is isolated and target reduction measured by RT-PCR.

Example 4: Antisense inhibition of mouse angiopoietin-like 3 by oligomeric compounds: dose response studies

In a further embodiment of the present invention, three oligonucleotides were selected for additional dose-response studies. Mouse primary hepatocytes were treated with 6.25, 25, 100, or 400 nM of ISIS 233693 (SEQ ID NO: 131), ISIS 233698 (SEQ ID NO: 136), or ISIS 233725 (SEQ ID NO: 159), or the scrambled control oligonucleotide ISIS 113529 (5-10-5 gapmer, CTCTTACTGTGCTGTGGACA, incorporated herein as SEQ ID NO: 11) and mRNA levels were measured as described in other examples herein. Untreated cells served as the control to which the data were normalized.

Results of these studies are shown in Table 6. Data are averages from three experiments and are expressed as percent inhibition relative to untreated control.

Table 6

Inhibition of angiopoietin-like 3 mRNA expression in mouse primary hepatocytes

Treatment	% Inhibition			
	Dose (nM)			
	6.25	25	100	400
ISIS 233693	45	77	87	87

ISIS 233698	0	13	33	52
ISIS 233725	28	65	66	79
ISIS 113529	0	0	0	0

As shown in Table 6, ISIS 233693, 233698, and 233725 reduced angiopoietin-like 3 mRNA levels in a dose-dependent manner.

5 **Example 5: Effects of antisense inhibition of angiopoietin-like 3: in vivo studies in C57BL/6 mice**

In accordance with the present invention, two oligonucleotides targeting mouse angiopoietin-like 3 were chosen for in vivo studies. Male C57BL/6 mice fed normal chow were injected twice weekly with 50 mg/kg doses of either ISIS 233693 (SEQ ID NO: 131) or ISIS 233698 (SEQ ID NO: 10 136) for two weeks. Each treatment group was comprised of 5 animals. A group of animals received injections of saline twice weekly for 2 weeks. This saline-injected group served as the control group to which the oligonucleotide-treated groups were compared.

After the 2 week treatment period, the mice were sacrificed and angiopoietin-like 3 mRNA levels were evaluated in liver. mRNA expression levels were quantitated by real-time PCR as 15 described in other examples herein. Relative to saline-treated mice, ISIS 233693 caused a 44% decrease in angiopoietin-like 3 mRNA levels. ISIS 233698 caused a 41% decrease in angiopoietin-like 3 mRNA levels. The data demonstrate that angiopoietin-like 3 antisense oligonucleotide treatment can effectively inhibit target mRNA expression in liver.

Spleen weight, body weight, and liver weight were measured at the end of the study. 20 Average tissue and body weights measured (in grams) at the end of the treatment period are shown in Table 7. As shown in Table 7, body weight, liver weight and spleen weight were not affected by oligonucleotide treatment.

Table 7

25 **Effect of antisense inhibition of angiopoietin-like 3 expression on tissue and body weights in lean mice**

Treatment	Body Weight	Liver Weight	Spleen Weight
-----------	-------------	--------------	---------------

Saline	24	1.1	0.1
ISIS 233693	23	1.1	0.1
ISIS 233698	22	1.0	0.1

At study termination, the animals were evaluated for serum cholesterol, HDL, LDL, triglyceride and glucose levels by routine analysis using an Olympus Clinical Analyzer (Olympus America Inc., Melville, NY). The serum transaminases ALT and AST, increases in which can indicate hepatotoxicity, were also measured. Levels of AST or ALT associated with liver toxicity were not observed. The levels of serum glucose (GLUC), cholesterol (CHOL), LDL, HDL, and triglycerides (TRIG) measured are presented in Table 8 as the average result from each treatment group in mg/dL.

Table 8

Effect of antisense inhibition of angiotensin-like 3 expression on serum glucose, lipids, and transaminases in lean mice

Treatment	CHOL	GLU	HDL	TG	LDL
Saline	80	172	58	109	14
ISIS 233693	70	251	53	72	10
ISIS 233698	87	266	67	84	12

As shown in Table 8, treatment with ISIS 233693 and ISIS 233698 reduced serum triglycerides. Treatment with ISIS 233693 reduced total cholesterol.

Example 6: Effects of antisense inhibition of angiotensin-like 3: in vivo dose-response studies in high-fat fed mice

The C57BL/6 mouse strain is reported to be susceptible to hyperlipidemia-induced atherosclerotic plaque formation. Accordingly, these mice were fed a high-fat diet and used in the following studies to evaluate the effects of angiotensin-like 3 antisense oligonucleotides on mRNA expression.

Male C57BL/6 mice were placed on a high-fat diet containing 60% calories from fat (for example, Research Diet D12492, Research Diets Inc., New Brunswick, NJ). Mice receiving the

high-fat diet were divided into treatment groups. Three groups received twice-weekly injections of ISIS 233693 (SEQ ID No: 131) at doses of 10 mg/kg, 25 mg/kg or 50 mg/kg, for 6 weeks. Three additional groups received twice-weekly injections of ISIS 233698 (SEQ ID No: 136) at doses of 10 mg/kg, 25 mg/kg or 50 mg/kg, for 6 weeks.

5 A group of high-fat fed animals received injections of saline twice weekly for 6 weeks. This saline-injected group served as the control group to which the oligonucleotide-treated groups were compared.

10 After the 6 week treatment period, the mice were sacrificed and angiopoietin-like 3 mRNA levels were evaluated in liver. mRNA expression levels were quantitated by real-time PCR as described in other examples herein. Results are presented in Table 9 as the average percentage inhibition relative to saline-treated control.

Table 9

Antisense inhibition of angiopoietin-like 3 expression in liver from high-fat fed mice: dose-response study

Treatment	% Inhibition
ISIS 233693, 10mg/kg	73
ISIS 233693, 25mg/kg	88
ISIS 233693, 50mg/kg	93
ISIS 233698, 10mg/kg	17
ISIS 233698, 25mg/kg	39
ISIS 233698, 50mg/kg	55

15 These data show that antisense oligonucleotides targeted to angiopoietin-like 3 mRNA effectively reduce target mRNA expression in liver in a dose-dependent manner.

20 Body weight was monitored throughout the study. Spleen weight, fat pad weight, and liver weight were measured at the end of the study. Average tissue and body weights measured at the end of the treatment period are shown in Table 10.

Table 10

Antisense inhibition of angiopoietin-like 3 expression on tissue and body weights in high-fat fed mice: dose-response study

Treatment	Body Weight	Liver	Spleen	Fat Pad
Saline	36	1.2	0.1	2.1
ISIS 233693, 10mg/kg	37	1.5	0.1	2.0
ISIS 233693, 25mg/kg	34	1.4	0.1	1.3
ISIS 233693, 50mg/kg	32	1.5	0.1	1.1
ISIS 233698, 10mg/kg	38	1.4	0.1	1.8
ISIS 233698, 25mg/kg	33	1.2	0.1	1.5
ISIS 233698, 50mg/kg	33	1.5	0.1	1.5

5

These data demonstrate that body weight, spleen weight and liver weight were not affected. Fat pad weight was reduced in a dose-dependent manner by treatment with ISIS 233698. Treatment with ISIS 233698 also reduced fat pad weight.

At study termination, the animals were evaluated for serum cholesterol, triglyceride and glucose levels by routine analysis using an Olympus Clinical Analyzer (Olympus America Inc., Melville, NY). The serum transaminases ALT and AST, increases which can indicate hepatotoxicity, were also measured using an Olympus Clinical Analyzer (Olympus America Inc., Melville, NY). The levels of serum cholesterol (CHOL) and triglycerides (TRIG) measured are presented in Table 11 as the average result from each treatment group in mg/dL. Also shown are the average levels of HDL and LDL as well as average glucose levels (GLUC). ALT and AST, also shown in Table 11, are likewise shown as the average result from each treatment group, in international units/L (IU/L).

Table 11

Effects of antisense inhibition of angiopoietin-like 3 on serum glucose, cholesterol, triglycerides, and liver transaminases in high-fat fed mice

Treatment	ALT	AST	CHOL	HDL	LDL	TRIG	GLUC
Saline	22	47	177	143	31	120	244
ISIS 233693, 10mg/kg	23	60	151	127	23	81	263
ISIS 233693, 25mg/kg	21	62	125	106	18	57	254
ISIS 233693, 50mg/kg	52	79	147	125	22	44	206
ISIS 233698, 10mg/kg	28	55	151	120	27	101	285
ISIS 233698, 25mg/kg	16	53	135	110	23	89	248
ISIS 233698, 50mg/kg	192	175	158	126	31	77	215

5 As shown in Table 11, as compared to saline-treatment, treatment with ISIS 233693 or ISIS 233698 resulted in decreased cholesterol levels and dose-dependent decreases in serum triglycerides. ISIS 233693 and ISIS 233698 also resulted in a slight decrease in HDL which is commonly observed in mice when hypolipidemic agents are tested due to the fact that mice, unlike humans and other species, carry 90% of their serum cholesterol as HDL particles. Furthermore, 10 treatment with ISIS 233693 decreased LDL.

Example 7: Effects of antisense inhibition of angiopoietin-like 3 levels in vivo: liver triglycerides

Hepatic steatosis refers to the accumulation of lipids in the liver, or “fatty liver”, which is 15 frequently caused by alcohol consumption, diabetes and hyperlipidemia and can progress to end-stage liver damage. Given the deleterious consequences of a fatty liver condition, it is of use to identify compounds that prevent or ameliorate hepatic steatosis. Hepatic steatosis may be evaluated both by measurement of tissue triglyceride content and by histologic examination of liver tissue.

In a further embodiment, liver tissue triglyceride content was assessed in the animals 20 described in Example 6. Liver tissue triglyceride content was measured using the Triglyceride GPO assay (Roche Diagnostics, Indianapolis, IN). Results for each treatment group were normalized to saline-treated control and are presented in Table 12.

Table 12**Effects of antisense inhibition of angiopoietin-like 3 on liver triglycerides in high-fat fed mice**

Treatment	% Control
ISIS 233693, 10mg/kg	82
ISIS 233693, 25mg/kg	54
ISIS 233693, 50mg/kg	31
ISIS 233698, 10mg/kg	55
ISIS 233698, 25mg/kg	41
ISIS 233698, 50mg/kg	47

As shown in Table 12, treatment with antisense oligonucleotides targeted to angiopoietin-
5 like 3 results in dose-dependent reduction in liver triglycerides.

Example 8: Effects of antisense inhibition of angiopoietin-like 3: in vivo studies with ISIS 233693 in high-fat fed mice

In a study similar to that described in Example 6, male C57BL/6 mice were placed on a
10 high-fat diet containing 60% calories from fat (for example, Research Diet D12492, Research Diets Inc., New Brunswick, NJ). Mice receiving the high-fat diet were divided into treatment groups. One group received twice-weekly injections of ISIS 233693 (SEQ ID No: 131) at doses of 50 mg/kg, for 6 weeks.

Oligonucleotides were dissolved in saline for injection. A group of high-fat fed animals
15 received injections of saline twice weekly for 6 weeks. This saline-injected group served as the control group to which the oligonucleotide-treated groups were compared.

After the 6 week treatment period, the mice were sacrificed and angiopoietin-like 3 mRNA levels were evaluated in liver. mRNA expression levels were quantitated by real-time PCR as described in other examples herein. ISIS 233693 caused an 88% reduction in target mRNA levels.

20 Body weight was monitored throughout the study. Spleen weight, fat pad weight, and liver weight were measured at the end of the study. The average body weight, liver weight, spleen weight, and fat pad weight for animals treated with saline alone were 33 g, 1.2 g, 0.1 g, 0.7 g, respectively. The average body weight, liver weight, spleen weight, and fat pad weight for animals

treated with ISIS 233693 were 31 g, 1.6 g, 0.2g, and 0.2 g, respectively. Treatment with ISIS 233693 reduced fat pad weight by 71%.

At study termination, the animals were evaluated for serum cholesterol, triglyceride and glucose levels by routine clinical analyses (for example at a clinical testing facility such as BTS, a division of Lab Corp, San Diego, CA). The serum transaminases ALT and AST, and serum protein, increases in which can indicate hepatotoxicity, and levels of bilirubin, increases in which can indicate kidney toxicity, were also measured. Toxic increases as indicators of aberrant kidney or liver function were not observed with ISIS 233693 treatment. ISIS 233693 caused a reduction in serum triglyceride and glucose levels, but did not alter serum cholesterol, LDL, or HDL levels.

Hepatic steatosis refers to the accumulation of lipids in the liver, or “fatty liver”, which is frequently caused by alcohol consumption, diabetes and hyperlipidemia and can progress to end-stage liver damage. Given the deleterious consequences of a fatty liver condition, it is of use to identify compounds that prevent or ameliorate hepatic steatosis. Hepatic steatosis may be evaluated both by measurement of tissue triglyceride content and by histologic examination of liver tissue.

Liver tissue triglyceride content was measured using the Triglyceride GPO assay (Roche Diagnostics, Indianapolis, IN). Average results for the ISIS 233693 treatment group were normalized to saline-treated control. Treatment with ISIS 233693 caused a 75% reduction in liver triglyceride levels.

Histological analysis was conducted by routine procedures. Briefly, liver samples were procured, fixed in 10% neutral buffered formalin and processed for H&E staining and evaluation of liver morphology. Alternatively, liver tissue was procured, frozen, sectioned, and subsequently stained with oil red O stain to visualize lipid deposits and counterstained with eosin to mark cytoplasm. The prepared samples were evaluated by light microscopy.

As assessed by oil-red O stain and histological analysis, livers from animals treated with ISIS 233693 presented with reduced fat content as compared to saline-treated control livers.

Therefore, oligomeric compounds targeted to angiopoietin-like 3 ameliorate hepatic steatosis as evaluated both by measurement of tissue triglyceride content and by histologic examination of liver tissue.

Taken together, the in vivo studies shown herein indicate that antisense oligonucleotide reduction of angiotensin-like 3 results in dose dependent reductions in liver target mRNA, as well as reductions in serum and liver triglyceride levels. In addition, antisense oligonucleotides targeted to angiotensin-like 3 caused decreases in serum cholesterol levels in both lean and high-fat fed mice. Furthermore, reduction in fat pad weight was observed without similar reductions in body or organ weight, indicating target-specific reduction in fat content. Therefore, another aspect of the invention is a method of reducing serum cholesterol, serum triglycerides, liver triglycerides or fat pad weight for conditions such as hyperlipidemia.

Example 9: Effects of antisense inhibition of angiotensin-like 3 on atherosclerosis: treatment with ISIS 233693 in LDL^{-/-} mice

The effect of ISIS 233693 as an anti-atherosclerotic agent was evaluated in LDL receptor knockout mice fed on a hypercholesterolemic diet; a model used for studying atherosclerosis (Ishibashi et al, J Clin. Invest. 1994 May; 93:1885-93).

Treatment

C57Bl/6 mice with LDL receptor gene knockout (Jackson Labs, #2207) were fed a Harlan Tekland diet, TD 94059 (37% kCal fat, half from cocoa butter, 1.25% cholesterol). Four weeks after the initiation of the diet, the mice were divided into two groups consisting of 6-8 mice each for treatment. The first group received twice-weekly subcutaneous injections of ISIS 233693 (SEQ ID No: 131) at doses of 25 mg/kg, for 16 weeks. The second group received twice-weekly subcutaneous injections of mismatched control oligonucleotide, ISIS 141923 (CCTTCCCTGAAGGTTCTCC, incorporated herein as SEQ ID NO: 187) at doses of 25 mg/kg, for 16 weeks.

Oligonucleotides were dissolved in saline for injection. A group of high-fat fed animals received injections of saline twice weekly for 16 weeks. This saline-injected group served as the control group to which the oligonucleotide-treated groups were compared.

Blood samples were taken every 4 weeks. At the end of the treatment period, the mice were euthanized and liver and aorta were collected for further analysis.

RNA analysis

RNA was extracted from liver tissue for real-time PCR analysis of ANGPTL3 using an ANGPTL3 primer probe set (forward sequence CACCTGGGCAGTCACGAAA, designated herein as SEQ ID NO: 188; reverse sequence GGAGGGCCCCAGGGATAT, designated herein as SEQ ID NO: 189; probe sequence CACGCTACATGTGGCTGAGATTCGTGG, designated herein as SEQ ID NO: 190). Results are presented as percent inhibition of murine ANGPTL3, relative to PBS control. As shown in Table 13, treatment with ISIS 233693 resulted in significant reduction of ANGPTL3 mRNA in comparison to the PBS control. Treatment with the control oligonucleotide, ISIS 141923 did not result in significant reduction of ANGPTL3, as expected.

Table 13

Inhibition of ANGPTL3 mRNA in LDL^{-/-} mouse liver relative to the PBS control

	% inhibition
ISIS 141923	13
ISIS 233693	90

Cholesterol and lipid levels

Plasma and liver triglycerides, and cholesterol were extracted by the method of Bligh and Dyer (Bligh, E and Dyer, W, *Can J Biochem Physiol*, 37, 911-917, 1959) and measured with the use of a commercially available triglyceride kit (DCL Triglyceride Reagent; Diagnostic Chemicals Ltd.). The results are presented in Tables 14-17. Table 14 demonstrates that treatment with ISIS 233693 resulted in significant decrease in cholesterol levels by 58% on week 16 compared to the PBS control. The decrease in total cholesterol levels was the result of significant decrease in LDL cholesterol levels by 58% compared to the control, as presented in Table 15. Table 16 shows a decrease in HDL that is likely mouse model dependent, as detailed previously. Similarly, Table 17 demonstrates that treatment with ISIS 233693 decreased triglyceride levels by 75% on week 16 compared to the PBS control.

Table 14Effect on total cholesterol levels (mg/dL) in LDLr^{-/-} mice

	Week 0	Week 4	Week 8	Week 12	Week 16
PBS	1,313	1,618	1,398	1,083	1,629
ISIS 141923	1262	1710	1624	1102	1167
ISIS 233693	1353	1070	930	558	683

5

Table 15Effect on LDL cholesterol levels (mg/dL) in LDLr^{-/-} mice

	Week 0	Week 4	Week 8	Week 12	Week 16
PBS	1,031	1,120	1,001	909	1,204
ISIS 141923	1022	1185	1116	902	843
ISIS 233693	1075	731	648	453	511

Table 16Effect on HDL cholesterol levels (mg/dL) in LDLr^{-/-} mice

	Week 0	Week 4	Week 8	Week 12	Week 16
PBS	154	166	169	145	300
ISIS 141923	139	171	179	171	278
ISIS 233693	153	116	103	97	159

10

Table 17Effect on triglyceride levels (mg/dL) in LDLr^{-/-} mice

	Week 0	Week 4	Week 8	Week 12	Week 16
PBS	230	177	134	140	268
ISIS 141923	180	154	164	156	159
ISIS 233693	191	68	61	72	67

Atherosclerotic lesion assessment

Atherosclerotic lesion severity was assessed in the aortae harvested from mice after
 5 perfusion with PBS, followed by formalin PBS solution (5% formalin in PBS). The entire mouse
 aorta was dissected from the proximal ascending aorta to the bifurcation of the iliac artery by using a
 dissecting microscope. Adventitial fat was removed, and the aorta was opened longitudinally,
 pinned flat onto black dissecting wax, stained with Sudan IV, and photographed at a fixed
 magnification. The photographs were digitized, and total aortic areas and lesion areas were
 10 calculated by using Adobe PhotoshopTM version 7.0 and NIH Scion Image software.

The results, presented in Table 18, are reported as a
 percentage of the total aortic area that contained lesions. As presented, treatment with ISIS 233693
 resulted in a significant decrease in aortic lesions and improvement of the atherosclerotic condition.

Table 18Effect on lesion area (% of total aortic area) in LDLr^{-/-} mice

	lesion area (%)
PBS	44
ISIS 141923	40
ISIS 233693	18

Liver function

To evaluate the effect of ISIS oligonucleotides on hepatic function, plasma concentrations of transaminases were measured using an automated clinical chemistry analyzer (Hitachi Olympus AU400e, Melville, NY). Plasma concentrations of ALT (alanine transaminase) and AST (aspartate transaminase) were measured and the results are presented in Tables 19 and 20 expressed in IU/L. The measurements were conducted every four weeks. Week 0 is at the start of treatment and four weeks after the initiation of the high fat diet.

Table 19Effect on liver ALT (IU/L) of LDLr^{-/-} mice

	Week 0	Week 4	Week 8	Week 12	Week 16
PBS	29	35	39	36	36
ISIS 141923	30	32	32	33	60
ISIS 233693	20	48	70	83	91

10

Table 20Effect on liver AST (IU/L) of LDLr^{-/-} mice

	Week 0	Week 4	Week 8	Week 12	Week 16
PBS	49	63	61	82	73
ISIS 141923	57	57	61	60	81
ISIS 233693	51	60	90	95	108

Example 10: Effect of antisense inhibition of angiopoietin-like 3 on human apoB10015 **transgenic LDLr^{-/-} mice**

The effect of ISIS 233693 as a lipid lowering agent was evaluated in human apoB-100

transgenic LDL receptor knockout mice fed on a hypercholesterolemic diet. The mice used in these studies have been described in a previous publication Sanan et al, Proc. Natl. Acad. Sci. USA. 95: 4544–4549). In brief, this mouse strain is a hybrid cross between the LDLr^{-/-} mouse described originally by Ishibashi et al. (J. Clin. Invest. 92: 883–893), which is a hybrid of the 129sv and
5 C57BL/6 strains, and the human apoB-100 transgenic mouse (Linton et al, J. Clin. Invest. 92: 3029–3037), which is a hybrid of the SJL and C57BL/6B strains. Breeding indicated that the LDLr^{-/-} and apoB overexpression traits were homozygous, and the mice exhibited a massive increase in apoB-100-containing LDL.

Treatment

10 The mice were fed a Harlan Tekland diet, TD 88137 or ‘Western diet’ (21% anhydrous milkfat (butterfat), 34% sucrose, and a total of 0.2% cholesterol). One week after the initiation of the diet, the mice were divided into groups consisting of 5 mice each for treatment. The first cohort received twice-weekly subcutaneous injections of ISIS 233693 (SEQ ID No: 131) at doses of 12.5 mg/kg, 25 mg/kg or 50 mg/kg for 4 weeks. The second cohort received twice-weekly subcutaneous injections
15 of control oligonucleotide, ISIS 141923 (SEQ ID NO: 187) at doses of 12.5 mg/kg or 50 mg/kg, for 4 weeks.

Oligonucleotides were dissolved in saline for injection. A group of high-fat fed animals received injections of saline twice weekly for 4 weeks. This saline-injected group served as the control group to which the oligonucleotide-treated groups were compared.

20 The mice were weighed weekly. At the end of the treatment period, the mice were euthanized and blood samples, liver, kidney, spleen and fat pads were collected for further analysis.

RNA analysis

RNA was extracted from liver tissue for real-time PCR analysis of ANGPTL3 using an ANGPTL3 primer probe set (forward sequence CACCTGGGCAGTCACGAAA, designated herein as SEQ ID
25 NO: 187; reverse sequence GGAGGGCCCCAGGGATAT, designated herein as SEQ ID NO: 188; probe sequence CACGCTACATGTGGCTGAGATTCGTGG, designated herein as SEQ ID NO: 189) and of ApoCIII mRNA using an ApoCIII primer probe set (Forward: TGCAGGGCTACATGGAACAA, incorporated herein as SEQ ID NO: 12; Reverse:

CGGACTCCTGCACGCTACTT, incorporated herein as SEQ ID NO: 13; Probe: CTCCAAGACGGTCCAGGATGCGC, incorporated herein as SEQ ID NO: 14). Results are presented as percent inhibition of murine ANGPTL3 and murine ApoCIII, relative to PBS control. As shown in Table 21, treatment with ISIS 233693 and ISIS 233725 resulted in significant dose-dependent reduction of ANGPTL3 mRNA in comparison to the PBS control. Treatment with ISIS 233693 also resulted in inhibition of ApoCIII mRNA at 50 mg/kg/week.

RNA levels of liver fatty acid binding protein (LFABP) were also measured by real-time PCR. The results are presented in Table 21, and demonstrate that inhibition of ANGPTL3 by ISIS oligonucleotides also influences the transport of fatty acids in the liver, by inhibiting LFABP.

Treatment with the control oligonucleotide, ISIS 141923 did not result in significant reduction of ANGPTL3, LFABP or apoCIII, as expected.

Table 21
Percent inhibition of ANGPTL3 and LFABP mRNA in mouse liver relative to the PBS control

ISIS No	Dose (mg/kg)	ANGPTL3	ApoCIII	LFABP
233693	50	95	39	53
	25	90	25	12
	12.5	77	8	10
233725	50	91	27	80
	25	79	27	51
	12.5	62	12	11

Cholesterol and lipid levels

Plasma and liver triglycerides, and cholesterol were extracted by the method of Bligh and Dyer (Bligh, E and Dyer, W, *Can J Biochem Physiol*, 37, 911-917, 1959) and measured with the use of a commercially available triglyceride kit (DCL Triglyceride Reagent; Diagnostic Chemicals Ltd.). The results are presented in Table 22. The study demonstrates that treatment with ISIS 233693 and ISIS 233725 decreased cholesterol levels by 63% and 37% respectively, at 25 mg/kg/week compared to the PBS control. The decrease in total cholesterol levels was mainly the result of significant decreases in LDL cholesterol levels by 63% and 34% respectively, compared to the

control, as presented. The slight decrease in HDL may be mouse model dependent as detailed previously as HDL lowering is commonly observed in mice when hypolipidemic agents are tested in mice. The study demonstrates that treatment with ISIS 233693 and ISIS 233725 decreased triglyceride levels by 82% and 70% respectively, at 25 mg/kg/week compared to the PBS control.

- 5 Therefore, treatment with ISIS oligonucleotides targeting ANGPTL3 causes significant improvements of plasma lipid profile in this mouse model.

Table 22
Effect on plasma lipid levels (mg/dL)

	Dose (mg/kg)	Total cholesterol	HDL	LDL	Triglycerides
PBS		2534	430	1591	1022
ISIS 141923	50	1730	347	998	945
	12.5	2489	412	1512	1168
ISIS 233693	50	982	256	585	243
	25	944	245	596	184
	12.5	1480	307	990	281
ISIS 233725	50	1407	325	862	403
	25	1587	312	1052	309
	12.5	2060	370	1366	522

10 *Glucose*

To evaluate the effect of ISIS oligonucleotides on glucose production, plasma glucose values were determined using a Beckman Glucose Analyzer II (Beckman Coulter) by a glucose oxidase method. The results are presented in Table 23 and demonstrate that treatment with ISIS 233693 and ISIS 233725 resulted in decrease of plasma glucose levels both by 40% at 50 mg/kg/week compared to the PBS control.

15

Table 23
Effect on plasma glucose levels (mg/dL)

	Dose (mg/kg)	Glucose
PBS		341
ISIS 141923	50	334
	12.5	315
ISIS 233693	50	203
	25	261
	12.5	255
ISIS 233725	50	203
	25	280
	12.5	284

Liver function

5 To evaluate the effect of ISIS oligonucleotides on hepatic function, plasma concentrations of transaminases were measured using an automated clinical chemistry analyzer (Hitachi Olympus AU400e, Melville, NY). Plasma concentrations of ALT (alanine transaminase) and AST (aspartate transaminase) were measured and the results are presented in Table 24 expressed in IU/L.

10 As demonstrated by this study, treatment with ISIS 233693 did not cause any significant increase in transaminase levels and therefore, did not result in any adverse effect on liver function. This assay as well as the RNA analysis establishes ISIS 233693 to be a potent and tolerable antisense oligonucleotide targeting ANGPTL3.

Table 24
Effect on plasma transaminases (IU/L)

	Dose (mg/kg)	ALT	AST
PBS		57	80
ISIS 141923	50	61	88
	12.5	43	79
ISIS 233693	50	138	152
	25	43	70
	12.5	45	87
ISIS 233725	50	1443	736
	25	217	194
	12.5	88	138

5

Body and organ weights

To evaluate the effect of ISIS oligonucleotides on organ weight, organs were harvested and weight taken after termination of the study. The results are presented in Table 25 and demonstrate that treatment with ISIS oligonucleotides has no effect on liver, spleen or kidney weights. Treatment with ISIS 233693 did decrease fat pad weights of the mice by 77% at 50 mg/kg/week compared to the PBS control.

10

Table 25
Effect on organ weights (g)

	Dose mg/kg/wk)	Liver	Kidney	Spleen	Fat
PBS		1.45	0.35	0.09	1.49
ISIS 141923	50	1.42	0.33	0.11	0.70
	12.5	1.39	0.32	0.09	0.95
ISIS 233693	50	1.65	0.33	0.15	0.35
	25	1.42	0.32	0.13	0.51
	12.5	1.49	0.35	0.11	0.89

Example 11: Effects of antisense inhibition of ANGPTL3 compared to fenofibrate inhibition in C57BL/6 mice

ISIS 233693 targeting mouse ANGPTL3 in comparison to fenofibrate was evaluated in naïve
5 C57BL/6 mice. Fenofibrate is a commercially available treatment for hypercholesterolemia and
hypertriglyceridemia in subjects and is known to reduce cholesterol, low-density lipoprotein (LDL),
very low density lipoprotein (VLDL) and tryglycerides levels, as well as increase high-density
lipoprotein (HDL) levels.

10 A group of five male C57BL/6 mice fed normal chow were injected twice weekly with 50
mg/kg doses of ISIS 233693 (SEQ ID NO: 131) for six weeks. A second group of mice was treated
with fenofibrate, administered as a daily gavage of 50 mg/kg/week. A group of animals received
injections of PBS twice weekly for 6 weeks. This PBS-injected group served as the control group to
which the oligonucleotide-treated groups were compared.

15 After the 6 week treatment period, the mice were sacrificed and ANGPTL3 mRNA levels
were evaluated in liver. The mRNA expression levels were quantitated by real-time PCR, as
described in other examples herein. Relative to PBS-treated mice, ISIS 233693 caused an 85%
decrease in ANGPTL3 mRNA levels. The data demonstrate that ANGPTL3 antisense
oligonucleotide treatment can effectively inhibit target mRNA expression in liver.

Cholesterol and lipid levels

Plasma and liver triglycerides and cholesterol were extracted by the method of Bligh and Dyer (Bligh, E and Dyer, W, *Can J Biochem Physiol*, 37, 911-917, 1959) and measured with the use of a commercially available triglyceride kit (DCL Triglyceride Reagent; Diagnostic Chemicals Ltd.). The results are presented in Table 26. The study demonstrates that treatment with ISIS 233693 decreased cholesterol levels by 23% at 50 mg/kg/week compared to the PBS control. The study demonstrates that treatment with ISIS 233693 decreased triglyceride levels by 38% at 50 mg/kg/week compared to the PBS control. Treatment with fenofibrate had no effect on cholesterol or triglyceride levels.

Therefore, treatment with ISIS oligonucleotides targeting ANGPTL3 causes significant improvements of plasma lipid profile in this mouse model.

Table 26
Effect on plasma lipid levels (mg/dL)

	Total cholesterol	HDL	LDL	Triglycerides
PBS	87	75	17	90
ISIS 233693	67	54	16	56
Fenofibrate	96	85	16	94

Glucose

To evaluate the effect of ISIS oligonucleotides on glucose production, plasma glucose values were determined using a Beckman Glucose Analyzer II (Beckman Coulter) by a glucose oxidase method. The results are presented in Table 27 and demonstrate that treatment with ISIS 233693 resulted in decrease of plasma glucose levels by 19% at 50 mg/kg/week compared to the PBS control. Treatment with fenofibrate had no effect on glucose levels.

Table 27
Effect on plasma glucose levels (mg/dL)

	Glucose
PBS	242
ISIS 233693	196
Fenofibrate	228

Liver function

To evaluate the effect of ISIS oligonucleotides on hepatic function, plasma concentrations of transaminases were measured using an automated clinical chemistry analyzer (Hitachi Olympus AU400e, Melville, NY). Plasma concentrations of ALT (alanine transaminase) and AST (aspartate transaminase) were measured and the results are presented in Table 28 expressed in IU/L.

As demonstrated by this study, treatment with either ISIS 2336393 or fenofibrate did not cause any significant increase in transaminase levels and therefore, did not result in any adverse effect on liver function.

10

Table 28
Effect on plasma transaminases (IU/L)

	ALT	AST
PBS	23	83
ISIS 233693	38	70
Fenofibrate	34	70

Effect on plasma NEFA and 3HB levels

NEFA and 3-HB levels were assayed in the mice groups and are shown in Table 29. NEFA and 3-HB levels, as indicators of fat oxidation, were not significantly affected by treatment with ISIS oligonucleotides. Treatment with fenofibrate increased fat oxidation, as indicated by increases in the levels of both NEFA and 3HB.

15

Table 29
Effect on NEFA and 3HB levels

	NEFA	3HB
PBS	0.90	393
ISIS 233693	0.98	447
Fenofibrate	1.20	641

20

Organ weights

To evaluate the effect of ISIS oligonucleotides on organ weight, organs were harvested and weight taken after termination of the study. The results are presented in Table 30 and demonstrate

that treatment with ISIS 233693 has no effect on liver, spleen or kidney weights. Treatment with ISIS 233693 did decrease white adipose tissue weight of the mice by 45% at 50 mg/kg/week compared to the PBS control.

Table 30
Effect on organ weights (g)

	Liver	Spleen	Kidney	White adipose tissue
PBS	1.1	0.12	0.35	0.53
ISIS 233693	1.3	0.1	0.35	0.29
Fenofibrate	1.3	0.08	0.37	0.39

Example 12: Effects of antisense inhibition of ANGPTL3 in Sprague-Dawley rats

ISIS 360363 (GTGACATATTCTTCACCTCT; SEQ ID NO: 191) and ISIS 360382 (TTTAAGTGACGTTACCTCTG; SEQ ID NO: 192), both 5-10-5 MOE gapmers targeting rat mRNA sequence SEQ ID NO: 193 (Genbank Accession No. XM_233218.1) at start positions 333 and 476, respectively, were evaluated in Sprague Dawley rats.

Two groups of Sprague Dawley rats fed normal chow were injected weekly with 50 mg/kg doses of ISIS 360363 or ISIS 360382 for six weeks. A group of animals received injections of PBS twice weekly for 6 weeks. This PBS-injected group served as the control group to which the oligonucleotide-treated groups were compared.

RNA analysis

RNA was extracted from liver tissue for real-time PCR analysis of ANGPTL3. Results are presented as percent inhibition of rat ANGPTL3, relative to PBS control. As shown in Table 31, treatment with ISIS 360363 and ISIS 360382 resulted in significant reduction of ANGPTL3 mRNA in comparison to the PBS control.

Table 31
Inhibition of ANGPTL3 mRNA in Sprague Dawley rat liver relative to the PBS control

ISIS No	% inhibition
360363	70
360382	89

Cholesterol and lipid levels

Plasma triglycerides and cholesterol were extracted by the method of Bligh and Dyer (Bligh, E and Dyer, W, *Can J Biochem Physiol*, 37, 911-917, 1959) and measured with the use of a commercially available triglyceride kit (DCL Triglyceride Reagent; Diagnostic Chemicals Ltd.).

- 5 The results are presented in Table 26. The study demonstrates that treatment with ISIS 360363 and 360382 decreased triglyceride levels by 67% and 81% respectively, compared to the PBS control. Therefore, treatment with ISIS oligonucleotides targeting ANGPTL3 causes significant improvements of plasma triglyceride profile in this rat model. Treatment with ISIS oligonucleotides in this model had no effect on total cholesterol or LDL levels.

10

Table 32
Effect on plasma triglyceride levels (mg/dL)

PBS	136
ISIS 360363	45
ISIS 360382	26

What is claimed is:

1. Use of an antisense compound comprising a modified oligonucleotide of 18 to 24 linked nucleosides in length complementary to ANGPTL3, or a salt thereof, for reducing ANGPTL3 expression in an animal, wherein the compound is an active antisense compound.
2. The use of claim 1, wherein reducing ANGPTL3 expression in the animal:
 - (a) reduces apoC-III expression levels;
 - (b) reduces triglyceride levels;
 - (c) reduces cholesterol levels;
 - (d) reduces LDL levels;
 - (e) reduces glucose levels;
 - (f) improves insulin sensitivity; and/or
 - (g) ameliorates a metabolic or cardiovascular disease.
3. Use of an antisense compound comprising a modified oligonucleotide of 18 to 24 linked nucleosides in length complementary to ANGPTL3, or a salt thereof, for treating an animal with metabolic or cardiovascular disease, wherein the compound is an active antisense compound.
4. The use of claim 1, claim 2 or claim 3, wherein the modified oligonucleotide has a nucleobase sequence at least 90% complementary to any of SEQ ID NOs: 1-5 as measured over the entirety of said modified oligonucleotide.
5. The use of claim 1, claim 2 or claim 3, wherein the modified oligonucleotide has a nucleobase sequence at least 95% complementary to any of SEQ ID NOs: 1-5 as measured over the entirety of said modified oligonucleotide.
6. The use of claim 1, claim 2 or claim 3, wherein the modified oligonucleotide has a nucleobase sequence 100% complementary to any of SEQ ID NOs: 1-5 as measured over the entirety of said modified oligonucleotide.
7. The use of claim 1, claim 2 or claim 3, wherein the animal is a human.

8. The use of claim 1, claim 2 or claim 3, wherein at least one internucleoside linkage of said modified oligonucleotide is a modified internucleoside linkage, at least one nucleoside of said modified oligonucleotide comprises a modified sugar and/or at least one nucleoside of said modified oligonucleotide comprises a modified nucleobase.

9. The use of claim 8, wherein the at least one internucleoside linkage is a phosphorothioate internucleoside linkage or wherein each internucleoside linkage is a phosphorothioate internucleoside linkage.

10. The use of claim 8, wherein the at least one modified sugar is a bicyclic sugar.

11. The use of claim 8, wherein the at least one modified sugar comprises a 2'-O-methoxyethyl, a (4'-CH(CH₃)-O-2') BNA, a (4'-CH₂-O-2') BNA, or a 4'-(CH₂)_n-O-2' bridge wherein n is 1 or 2.

12. The use of claim 8, wherein the modified nucleobase is a 5-methylcytosine.

13. The use of claim 1, claim 2 or claim 3, wherein the modified oligonucleotide consists of 20 linked nucleosides.

14. The use of claim 1, claim 2 or claim 3, wherein the modified oligonucleotide comprises:

- a. a gap segment consisting of linked deoxynucleosides;
- b. a 5' wing segment consisting of linked nucleosides;
- c. a 3' wing segment consisting of linked nucleosides;

wherein the gap segment is positioned between the 5' wing segment and the 3' wing segment and wherein each nucleoside of each wing segment comprises a modified sugar.

15. The use of claim 14, wherein the modified oligonucleotide consists of 20 linked nucleosides, the gap segment consists of ten linked deoxynucleosides, the 5' wing segment

consists of five linked nucleosides, and the 3' wing segment consists of five linked nucleosides.

16. The use of claim 14, wherein the modified oligonucleotide consists of 20 linked nucleosides, the gap segment consists of ten linked deoxynucleosides, the 5' wing segment consists of five linked nucleosides, the 3' wing segment consists of five linked nucleosides, each nucleoside of each wing segment comprises a 2'-O-methoxyethyl sugar and at least one internucleoside linkage is a phosphorothioate linkage.

17. The use of claim 1, claim 2 or claim 3, wherein the compound is single-stranded.

18. The use of claim 1, claim 2 or claim 3, wherein the compound is double-stranded.

19. The use of claim 2, wherein the apoC-III expression levels, triglyceride levels, cholesterol levels, LDL levels and glucose levels are independently reduced by at least 5%, 10%, 20%, 30%, 35%, or 40%.

20. The use of any one of claims 1 to 19, wherein the compound is a first agent and the use is in combination with a second agent.

21. The use of claim 20, wherein the first agent and the second agent are used concurrently.

22. The use of claim 20 or 21, wherein the second agent is a glucose-lowering agent.

23. The use of claim 22, wherein the glucose lowering agent is a PPAR agonist, a dipeptidyl peptidase (IV) inhibitor, a GLP-1 analog, insulin or an insulin analog, an insulin secretagogue, a SGLT2 inhibitor, a human amylin analog, a biguanide, an alpha-glucosidase inhibitor, or a combination thereof.

24. The use of claim 22, wherein the glucose-lowering agent is metformin, sulfonylurea, rosiglitazone, or a combination thereof.

25. The use of claim 22, wherein the glucose-lowering agent is a sulfonylurea selected from acetohexamide, chlorpropamide, tolbutamide, tolazamide, glimepiride, a glipizide, a glyburide, or a gliclazide.
26. The use of claim 22, wherein the glucose-lowering agent is the biguanide metformin.
27. The use of claim 22, wherein the glucose-lowering agent is a meglitinide selected from nateglinide or repaglinide.
28. The use of claim 22, wherein the glucose-lowering agent is a thiazolidinedione selected from pioglitazone or rosiglitazone.
29. The use of claim 22, wherein the glucose-lowering agent is an alpha-glucosidase inhibitor selected from acarbose or miglitol.
30. The use of claim 20 or 21, wherein the second agent is a lipid-lowering agent.
31. The use of claim 30, wherein the lipid lowering agent is a HMG-CoA reductase inhibitor, cholesterol absorption inhibitor, MTP inhibitor, antisense compound complementary to ApoB or any combination thereof.
32. The use of claim 30, wherein the lipid lowering agent is a HMG-CoA reductase inhibitor selected from atorvastatin, rosuvastatin, fluvastatin, lovastatin, pravastatin, or simvastatin.
33. The use of claim 30, wherein the lipid lowering agent is the cholesterol absorption inhibitor ezetimibe.
34. Use of an antisense compound comprising a modified oligonucleotide of 18 to 24 linked nucleosides in length complementary to ANGPTL3, or a salt thereof, in the manufacture of a medicament for reducing ANGPTL3 expression in an animal, wherein the compound is an active antisense compound.

35. The use of claim 34, wherein reducing ANGPTL3 expression in the animal:
- (a) reduces apoC-III expression levels;
 - (b) reduces triglyceride levels;
 - (c) reduces cholesterol levels;
 - (d) reduces LDL levels;
 - (e) reduces glucose levels;
 - (f) improves insulin sensitivity; and/or
 - (g) ameliorates a metabolic or cardiovascular disease.
36. Use of an antisense compound comprising a modified oligonucleotide of 18 to 24 linked nucleosides in length complementary to ANGPTL3, of a salt thereof, in the manufacture of a medicament for treating an animal with metabolic or cardiovascular disease, wherein the compound is an active antisense compound.
37. The use of claim 34, claim 35 or claim 36, wherein the modified oligonucleotide has a nucleobase sequence at least 90% complementary to any of SEQ ID NOs: 1-5 as measured over the entirety of said modified oligonucleotide.
38. The use of claim 34, claim 35 or claim 36, wherein the modified oligonucleotide has a nucleobase sequence at least 95% complementary to any of SEQ ID NOs: 1-5 as measured over the entirety of said modified oligonucleotide.
39. The use of claim 34, claim 35 or claim 36, wherein the modified oligonucleotide has a nucleobase sequence 100% complementary to any of SEQ ID NOs: 1-5 as measured over the entirety of said modified oligonucleotide.
40. The use of claim 34, claim 35 or claim 36, wherein the animal is a human.
41. The use of claim 34, claim 35 or claim 36, wherein at least one internucleoside linkage of said modified oligonucleotide is a modified internucleoside linkage, at least one nucleoside of said modified oligonucleotide comprises a modified sugar and/or at least one nucleoside of said modified oligonucleotide comprises a modified nucleobase.

42. The use of claim 41, wherein the at least one internucleoside linkage is a phosphorothioate internucleoside linkage or wherein each internucleoside linkage is a phosphorothioate internucleoside linkage.
43. The use of claim 41, wherein the at least one modified sugar is a bicyclic sugar.
44. The use of claim 41, wherein the at least one modified sugar comprises a 2'-O-methoxyethyl, a (4'-CH(CH₃)-O-2') BNA, a (4'-CH₂-O-2') BNA, or a 4'-(CH₂)_n-O-2' bridge wherein n is 1 or 2.
45. The use of claim 41, wherein the modified nucleobase is a 5-methylcytosine.
46. The use of claim 34, claim 35 or claim 36, wherein the modified oligonucleotide consists of 20 linked nucleosides.
47. The use of claim 34, claim 35 or claim 36, wherein the modified oligonucleotide comprises:
- a. a gap segment consisting of linked deoxynucleosides;
 - b. a 5' wing segment consisting of linked nucleosides;
 - c. a 3' wing segment consisting of linked nucleosides;
- wherein the gap segment is positioned between the 5' wing segment and the 3' wing segment and wherein each nucleoside of each wing segment comprises a modified sugar.
48. The use of claim 47, wherein the modified oligonucleotide consists of 20 linked nucleosides, the gap segment consists of ten linked deoxynucleosides, the 5' wing segment consists of five linked nucleosides, and the 3' wing segment consists of five linked nucleosides.
49. The use of claim 47, wherein the modified oligonucleotide consists of 20 linked nucleosides, the gap segment consists of ten linked deoxynucleosides, the 5' wing segment consists of five linked nucleosides, the 3' wing segment consists of five linked nucleosides, each nucleoside of each wing segment comprises a 2'-O-methoxyethyl sugar and at least one internucleoside linkage is a phosphorothioate linkage.

50. The use of claim 34, claim 35 or claim 36, wherein the compound is single-stranded.
51. The use of claim 34, claim 35 or claim 36, wherein the compound is double-stranded.
52. The use of claim 35, wherein the apoC-III expression levels, triglyceride levels, cholesterol levels, LDL levels and glucose levels are independently reduced by at least 5%, 10%, 20%, 30%, 35%, or 40%.
53. The use of any one of claims 34 to 52, wherein the compound is a first agent and the use is in combination with a second agent.
54. The use of claim 53, wherein the second agent is a glucose-lowering agent.
55. The use of claim 54, wherein the glucose lowering agent is a PPAR agonist, a dipeptidyl peptidase (IV) inhibitor, a GLP-1 analog, insulin or an insulin analog, an insulin secretagogue, a SGLT2 inhibitor, a human amylin analog, a biguanide, an alpha-glucosidase inhibitor, or a combination thereof.
56. The use of claim 54, wherein the glucose-lowering agent is metformin, sulfonylurea, rosiglitazone, or a combination thereof.
57. The use of claim 54, wherein the glucose-lowering agent is a sulfonylurea selected from acetohexamide, chlorpropamide, tolbutamide, tolazamide, glimepiride, a glipizide, a glyburide, or a gliclazide.
58. The use of claim 54, wherein the glucose-lowering agent is the biguanide metformin.
59. The use of claim 54, wherein the glucose-lowering agent is a meglitinide selected from nateglinide or repaglinide.
60. The use of claim 54, wherein the glucose-lowering agent is a thiazolidinedione selected from pioglitazone or rosiglitazone.

61. The use of claim 54, wherein the glucose-lowering agent is an alpha-glucosidase inhibitor selected from acarbose or miglitol.
62. The use of claim 53, wherein the second agent is a lipid-lowering agent.
63. The use of claim 62, wherein the lipid lowering agent is a HMG-CoA reductase inhibitor, cholesterol absorption inhibitor, MTP inhibitor, antisense compound complementary to ApoB or any combination thereof.
64. The use of claim 62, wherein the lipid lowering agent is a HMG-CoA reductase inhibitor selected from atorvastatin, rosuvastatin, fluvastatin, lovastatin, pravastatin, or simvastatin.
65. The use of claim 62, wherein the lipid lowering agent is the cholesterol absorption inhibitor ezetimibe.
66. An antisense compound comprising a modified oligonucleotide of 18 to 24 linked nucleosides in length complementary to ANGPTL3, of a salt thereof, for use in reducing ANGPTL3 expression in an animal, wherein the compound is an active antisense compound.
67. The compound for use of claim 66, wherein reducing ANGPTL3 expression in the animal:
- (a) reduces apoC-III expression levels;
 - (b) reduces triglyceride levels;
 - (c) reduces cholesterol levels;
 - (d) reduces LDL levels;
 - (e) reduces glucose levels;
 - (f) improves insulin sensitivity; and/or
 - (g) ameliorates a metabolic or cardiovascular disease.
68. An antisense compound comprising a modified oligonucleotide of 18 to 24 linked nucleosides in length complementary to ANGPTL3, of a salt thereof, for use in the treatment

of an animal with metabolic or cardiovascular disease, wherein the compound is an active antisense compound.

69. The compound for use of claim 66, claim 67 or claim 68, wherein the modified oligonucleotide has a nucleobase sequence at least 90% complementary to any of SEQ ID NOs: 1-5 as measured over the entirety of said modified oligonucleotide.

70. The compound for use of claim 66, claim 67 or claim 68, wherein the modified oligonucleotide has a nucleobase sequence at least 95% complementary to any of SEQ ID NOs: 1-5 as measured over the entirety of said modified oligonucleotide.

71. The compound for use of claim 66, claim 67 or claim 68, wherein the modified oligonucleotide has a nucleobase sequence 100% complementary to any of SEQ ID NOs: 1-5 as measured over the entirety of said modified oligonucleotide.

72. The compound for use of claim 66, claim 67 or claim 68, wherein the animal is a human.

73. The compound for use of claim 66, claim 67 or claim 68, wherein at least one internucleoside linkage of said modified oligonucleotide is a modified internucleoside linkage, at least one nucleoside of said modified oligonucleotide comprises a modified sugar and/or at least one nucleoside of said modified oligonucleotide comprises a modified nucleobase.

74. The compound for use of claim 73, wherein the at least one internucleoside linkage is a phosphorothioate internucleoside linkage or wherein each internucleoside linkage is a phosphorothioate internucleoside linkage.

75. The compound for use of claim 73, wherein the at least one modified sugar is a bicyclic sugar.

76. The compound for use of claim 73, wherein the at least one modified sugar comprises a 2'-O-methoxyethyl, a (4'-CH(CH₃)-O-2') BNA, a (4'-CH₂-O-2') BNA, or a 4'-(CH₂)_n-O-2' bridge wherein n is 1 or 2.

77. The compound for use of claim 73, wherein the modified nucleobase is a 5-methylcytosine.

78. The compound for use of claim 66, claim 67 or claim 68, wherein the modified oligonucleotide consists of 20 linked nucleosides.

79. The compound for use of claim 66, claim 67 or claim 68, wherein the modified oligonucleotide comprises:

- a. a gap segment consisting of linked deoxynucleosides;
- b. a 5' wing segment consisting of linked nucleosides;
- c. a 3' wing segment consisting of linked nucleosides;

wherein the gap segment is positioned between the 5' wing segment and the 3' wing segment and wherein each nucleoside of each wing segment comprises a modified sugar.

80. The compound for use of claim 79, wherein the modified oligonucleotide consists of 20 linked nucleosides, the gap segment consists of ten linked deoxynucleosides, the 5' wing segment consists of five linked nucleosides, and the 3' wing segment consists of five linked nucleosides.

81. The compound for use of claim 79, wherein the modified oligonucleotide consists of 20 linked nucleosides, the gap segment consists of ten linked deoxynucleosides, the 5' wing segment consists of five linked nucleosides, the 3' wing segment consists of five linked nucleosides, each nucleoside of each wing segment comprises a 2'-O-methoxyethyl sugar and at least one internucleoside linkage is a phosphorothioate linkage.

82. The compound for use of claim 66, claim 67 or claim 68, wherein the compound is single-stranded.

83. The compound for use of claim 66, claim 67 or claim 68, wherein the compound is

double-stranded.

84. The compound for use of claim 67, wherein the apoC-III expression levels, triglyceride levels, cholesterol levels, LDL levels and glucose levels are independently reduced by at least 5%, 10%, 20%, 30%, 35%, or 40%.

85. Use of a compound comprising a modified oligonucleotide of 10 to 30 linked nucleosides in length complementary to ANGPTL3, or a salt thereof, for reducing apoC-III expression in an animal.

86. Use of a modified oligonucleotide of 10 to 30 linked nucleosides in length complementary to ANGPTL3, or a salt thereof, for reducing triglyceride levels in an animal.

87. Use of a modified oligonucleotide of 10 to 30 linked nucleosides in length complementary to ANGPTL3, of a salt thereof, for reducing cholesterol levels in an animal.

88. Use of a compound comprising a modified oligonucleotide of 10 to 30 linked nucleosides in length complementary to ANGPTL3, of a salt thereof, for reducing low-density lipoprotein (LDL) levels in an animal.

89. Use of a modified oligonucleotide of 10 to 30 linked nucleosides in length complementary to ANGPTL3, or a salt thereof, for reducing glucose levels in an animal.

90. Use of a compound comprising a modified oligonucleotide of 10 to 30 linked nucleosides in length complementary to ANGPTL3, or a salt thereof, for ameliorating metabolic or cardiovascular disease in an animal.

91. The use of any one of claims 85-90, wherein the modified oligonucleotide has a nucleobase sequence at least 90% complementary to SEQ ID NO: 1-5 as measured over the entirety of said modified oligonucleotide.

92. The use of any one of claims 85-90, wherein the modified oligonucleotide has a

nucleobase sequence comprising at least 8 contiguous nucleobases of sequence recited in any one of SEQ ID NOs: 34-182.

93. The use of any one of claims 85-90, wherein the animal is a human.

94. The use of any one of claims 85-90, wherein the compound is a first agent and is used in combination with a second agent.

95. The use of claim 94, wherein the first agent and the second agent are for co-administration.

96. The use of claim 94, wherein the second agent is a glucose-lowering agent.

97. The use of claim 96, wherein the glucose lowering agent is a PPAR agonist, a dipeptidyl peptidase (IV) inhibitor, a GLP-1 analog, insulin or an insulin analog, an insulin secretagogue, a SGLT2 inhibitor, a human amylin analog, a biguanide, an alpha-glucosidase inhibitor, or a combination thereof.

98. The use of claim 96, wherein the glucose-lowering agent is metformin, sulfonylurea, rosiglitazone, or a combination thereof.

99. The use of claim 96, wherein the glucose-lowering agent is a sulfonylurea selected from acetohexamide, chlorpropamide, tolbutamide, tolazamide, glimepiride, a glipizide, a glyburide, or a gliclazide.

100. The use of claim 96, wherein the glucose-lowering agent is the biguanide metformin.

101. The use of claim 96, wherein the glucose-lowering agent is a meglitinide selected from nateglinide or repaglinide.

102. The use of claim 96, wherein the glucose-lowering agent is a thiazolidinedione selected from pioglitazone or rosiglitazone.

103. The use of claim 96, wherein the glucose-lowering agent is an alpha-glucosidase inhibitor selected from acarbose or miglitol.
104. The use of claim 94, wherein the second agent is a lipid-lowering agent.
105. The use of claim 104, wherein the lipid lowering agent is HMG-CoA reductase inhibitor, cholesterol absorption inhibitor, MTP inhibitor, antisense compound complementary to ApoB or any combination thereof.
106. The use of claim 104, wherein the lipid lowering agent is a HMG-CoA reductase inhibitor selected from atorvastatin, rosuvastatin, fluvastatin, lovastatin, pravastatin, or simvastatin.
107. The use of claim 104, wherein the lipid lowering agent is the cholesterol absorption inhibitor ezetimibe.
108. The use of any one of claims 85-90, wherein the compound is for parenteral use.
109. The use of any one of claims 85-90, wherein the compound consists of a single-stranded modified oligonucleotide.
110. The use of any one of claims 85-90, wherein the compound consists of a double-stranded modified oligonucleotide.
111. The use of any one of claims 85-90, wherein the nucleobase sequence of the modified oligonucleotide is at least 95% complementary to any one of SEQ ID NOs: 1-5 as measured over the entirety of said modified oligonucleotide.
112. The use of any one of claims 85-90, wherein the nucleobase sequence of the modified oligonucleotide is 100% complementary to any one of SEQ ID NOs: 1-5 as measured over the entirety of said modified oligonucleotide.

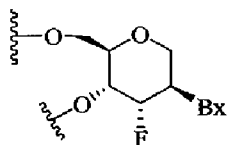
113. The use of any one of claims 85-90, wherein at least one internucleoside linkage of said modified oligonucleotide is a modified internucleoside linkage.

114. The use of claim 113, wherein the at least one internucleoside linkage is a phosphorothioate internucleoside linkage.

115. The use of any one of claims 85-90, wherein at least one nucleoside of said modified oligonucleotide comprises a modified sugar.

116. The use of claim 115, wherein the modified sugar is comprised within at least one tetrahydropyran modified nucleoside wherein a tetrahydropyran ring replaces a furanose ring.

117. The use of claim 116, wherein each of the at least one tetrahydropyran modified nucleoside has the structure:



wherein Bx is an optionally protected heterocyclic base moiety.

118. The use of claim 115, wherein the at least one modified sugar is a bicyclic sugar.

119. The use of claim 115, wherein the at least one modified sugar comprises a 2'-O-methoxyethyl of a 4' - (CH₂)_n -O-2' bridge, wherein n is 1 or 2.

120. The use of any one of claims 85-90, wherein at least one nucleoside of said modified oligonucleotide comprises a modified nucleobase.

121. The use of claim 120, wherein the modified nucleobase is a 5-methylcytosine.

122. The use of any one of claims 85-90, wherein the modified oligonucleotide consists

of 20 linked nucleosides.

123. The use of any one of claims 85-90, wherein the modified oligonucleotide comprises:

- a. a gap segment consisting of linked deoxynucleosides;
- b. a 5' wing segment consisting of linked nucleosides;
- c. a 3' wing segment consisting of linked nucleosides;

wherein the gap segment is positioned between the 5' wing segment and the 3' wing segment and wherein each nucleoside of each wing segment comprises a modified sugar.

124. The use of any one of claims 85-90, wherein the modified oligonucleotide consists of 20 linked nucleosides, has a nucleobase sequence comprising at least 8 contiguous nucleobases of a nucleobase sequence selected from any of SEQ ID NO: 34-182 and comprises:

- a. a gap segment consisting of ten linked deoxynucleosides;
- b. a 5' wing segment consisting of five linked nucleosides;
- c. a 3' wing segment consisting of five linked nucleosides;

wherein the gap segment is positioned between the 5' wing segment and the 3' wing segment, wherein each nucleoside of each wing segment comprises a 2'-O-methoxyethyl sugar, wherein at least one internucleoside linkage is a phosphorothioate linkage, and wherein each cytosine is a 5'- methylcytosine.

125. The use of claim 90, wherein the metabolic or cardiovascular disease is obesity, diabetes, atherosclerosis, dyslipidemia, coronary heart disease, non-alcoholic fatty liver disease (NAFLD), hyperfattyacidemia or metabolic syndrome, or a combination thereof.

126. The use of claim 125, wherein the dyslipidemia is hyperlipidemia.

127. The use of claim 126, wherein the hyperlipidemia is hypercholesterolemia, hypertriglyceridemia, or both hypercholesterolemia and hypertriglyceridemia.

128. The use of claim 125, wherein the NAFLD is hepatic steatosis or steatohepatitis.

129. The use of claim 125, wherein the diabetes is type 2 diabetes or type 2 diabetes with dyslipidemia.
130. The use of any one of claims 85-90, wherein the use results in improved insulin sensitivity.
131. The use of claim 130, wherein the use results in improved hepatic insulin sensitivity.
132. Use of an ANGPTL3 inhibitor comprising a modified oligonucleotide consisting of 20 linked nucleosides and having a nucleobase sequence at least 90% complementary to SEQ ID NO: 1-5 as measured over the entirety of said modified oligonucleotide, or a salt thereof, for decreasing one or more of ANGPTL3 levels, LDL levels, apoC-III levels, triglyceride levels, cholesterol levels, glucose levels, fat pad weight, cardiovascular disease and metabolic disease.
133. The use of any one of claims 85-132, wherein the use results in a reduction in atherosclerotic plaques, obesity, glucose, lipids, glucose resistance, cholesterol, or improvement in insulin sensitivity or any combination thereof.
134. The use of any one of claims 1 to 65, wherein the compound comprises a salt of the modified oligonucleotide.
135. The compound for use of any one of claims 66 to 84 wherein the compound comprises a salt of the modified oligonucleotide.
136. The use of any one of claims 85 to 133 wherein the modified oligonucleotide is in the form of a salt.
137. The use of any one of claims 1 to 65, wherein the modified oligonucleotide is conjugated.
138. The use of claim 137, wherein the modified oligonucleotide is conjugated to a

carbohydrate conjugate group.

139. The compound for use of any one of claims 66 to 84, wherein the modified oligonucleotide is conjugated.

140. The compound for use of claim 139, wherein the modified oligonucleotide is conjugated to a carbohydrate conjugate group.

141. The use of any one of claims 85 to 108 and 111 to 132, wherein the modified oligonucleotide is conjugated.

142. The use of claim 141, wherein the modified oligonucleotide is conjugated to a carbohydrate group.