



US00D830453S

(12) **United States Design Patent**
Takahashi

(10) **Patent No.:** **US D830,453 S**

(45) **Date of Patent:** **** Oct. 9, 2018**

(54) **INK CARTRIDGE**

(71) Applicant: **BROTHER INDUSTRIES, LTD.**,
Nagoya-shi, Aichi-ken (JP)

(72) Inventor: **Hiroaki Takahashi**, Nagoya (JP)

(73) Assignee: **BROTHER INDUSTRIES, LTD.**,
Nagoya (JP)

(**) Term: **15 Years**

(21) Appl. No.: **29/613,786**

(22) Filed: **Aug. 14, 2017**

(30) **Foreign Application Priority Data**

Feb. 28, 2017 (JP) 2017-3892

(51) **LOC (11) Cl.** **18-02**

(52) **U.S. Cl.**
USPC **D18/56**

(58) **Field of Classification Search**

USPC D18/56, 18, 40, 43, 58, 99; 347/86
CPC . B41J 2/17; B41J 2/1721; B41J 2/1572; B41J
2/1574; B41J 2/17503; B41J 2/17553;
B41J 2/17556; B41J 2/16547

See application file for complete search history.

(56) **References Cited**

U.S. PATENT DOCUMENTS

D387,379 S 12/1997 Sasaki
D540,376 S * 4/2007 Hwang D18/56

D591,340 S * 4/2009 Nozawa 347/86
D704,259 S * 5/2014 Lecheheb D18/56
D720,804 S * 1/2015 Van Den Broecke D18/56
D761,905 S * 7/2016 Tanaka D18/56
D788,195 S * 5/2017 Liu D15/122
D796,576 S * 9/2017 Smith D18/56
D798,382 S * 9/2017 Smith D18/56
D815,200 S * 4/2018 Ishizawa D18/56

* cited by examiner

Primary Examiner — Robin V Webster

Assistant Examiner — James C Thorn, Sr.

(74) *Attorney, Agent, or Firm* — Oliff PLC

(57) **CLAIM**

The ornamental design for an ink cartridge, as shown and described.

DESCRIPTION

FIG. 1 is a rear, right-side perspective view of an ink cartridge;

FIG. 2 is a front view thereof;

FIG. 3 is a top view thereof;

FIG. 4 is a right-side view thereof;

FIG. 5 is a left-side view thereof;

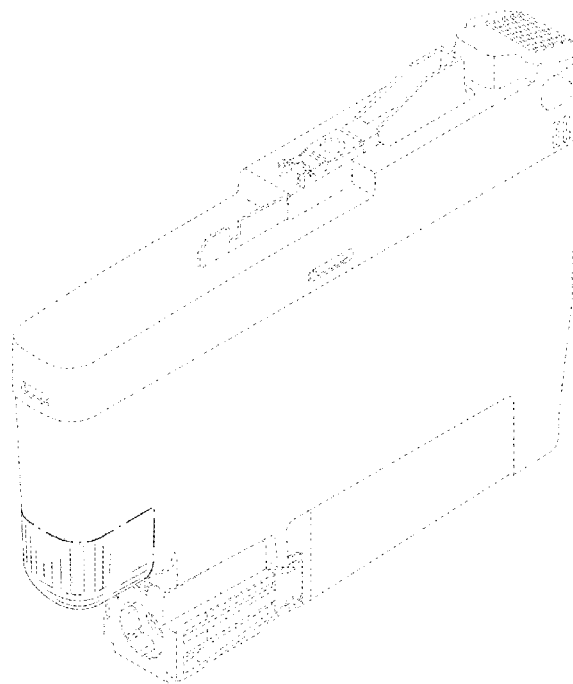
FIG. 6 is a rear view thereof;

FIG. 7 is a bottom view thereof; and,

FIG. 8 is a front, left-side perspective view thereof.

The broken lines depict unclaimed portions of the ink cartridge and form no part of the claimed design. The dot-dash chain lines depict a boundary of the claimed subject matter and form no part of the claimed design.

1 Claim, 7 Drawing Sheets



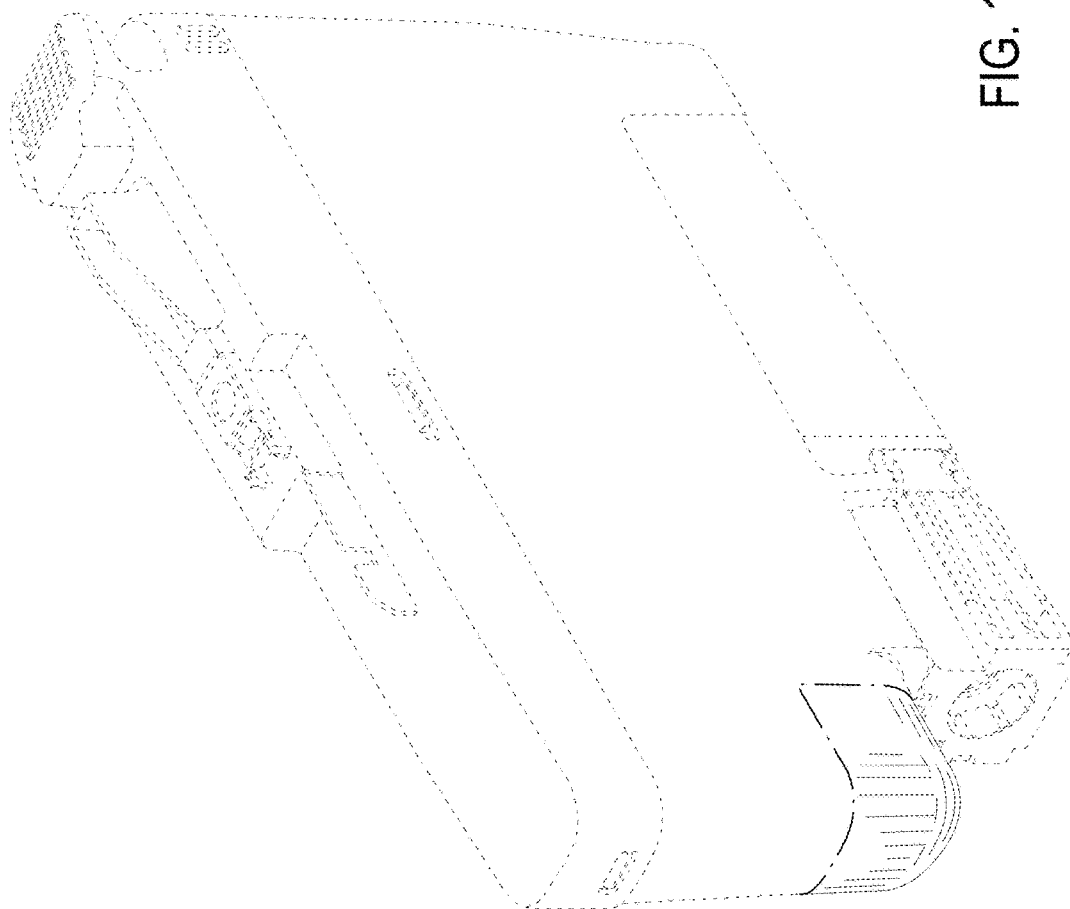


FIG. 1

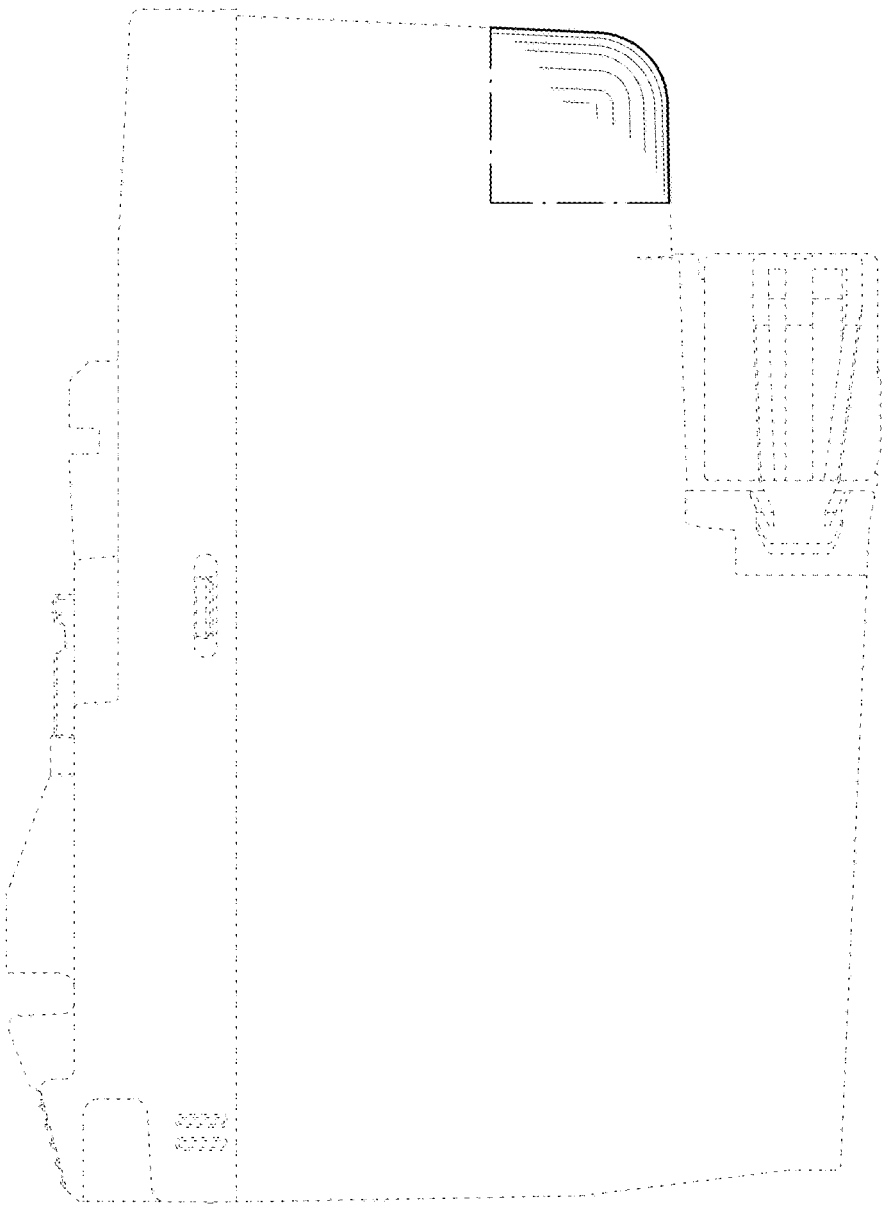


FIG. 2

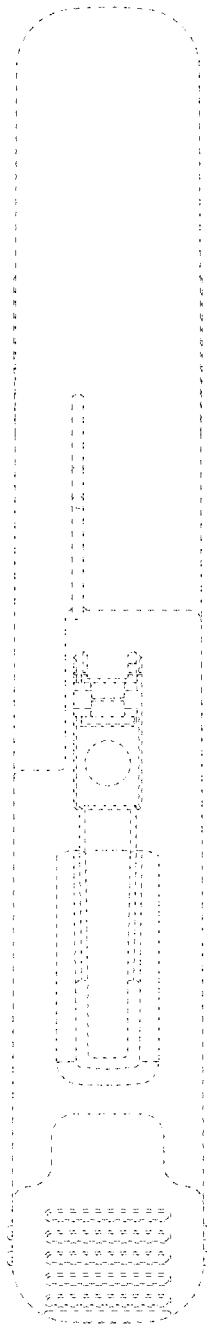


FIG. 3




FIG. 5

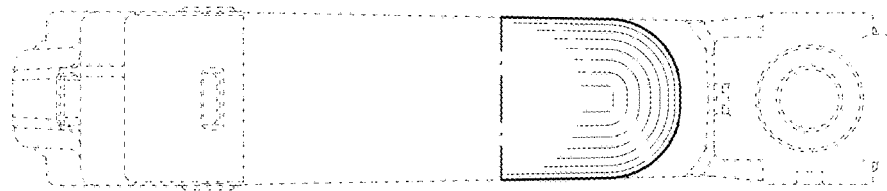


FIG. 4

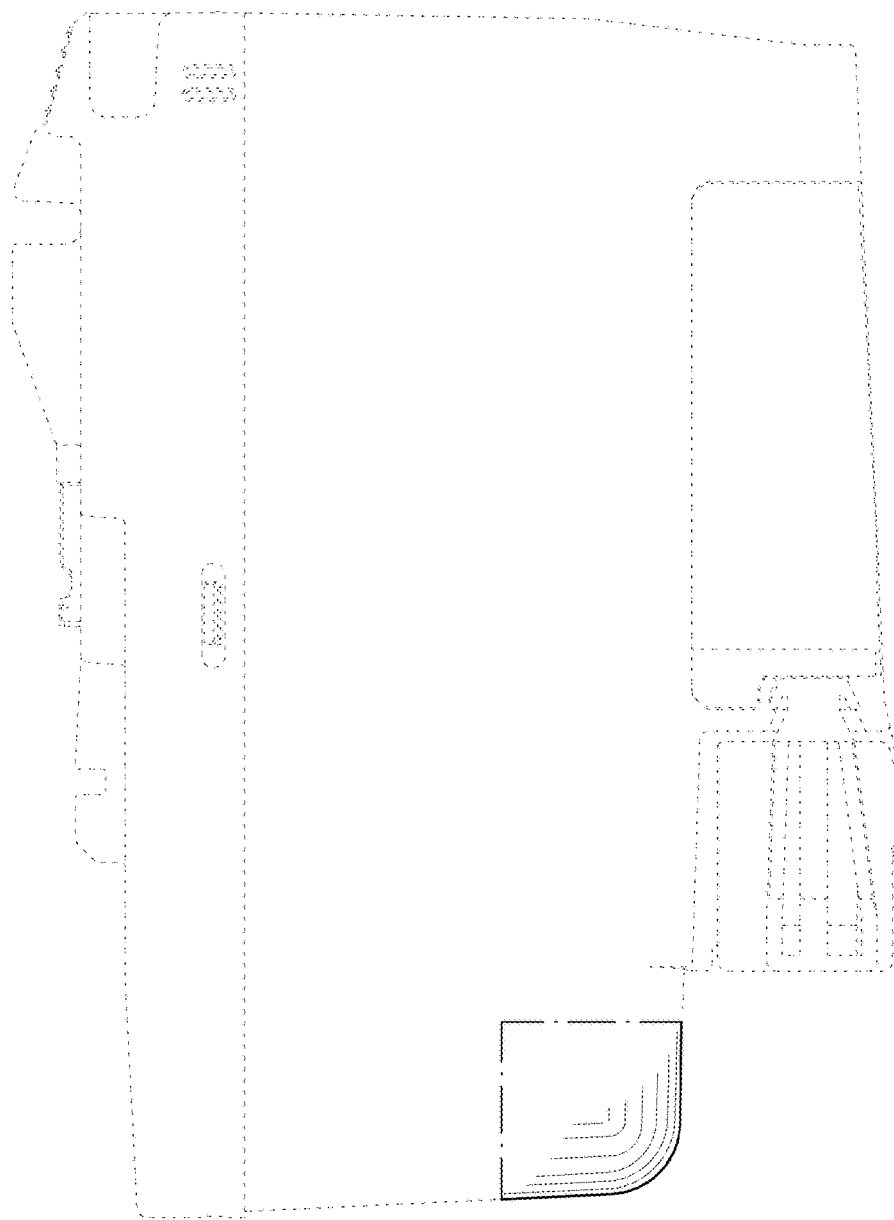


FIG. 6

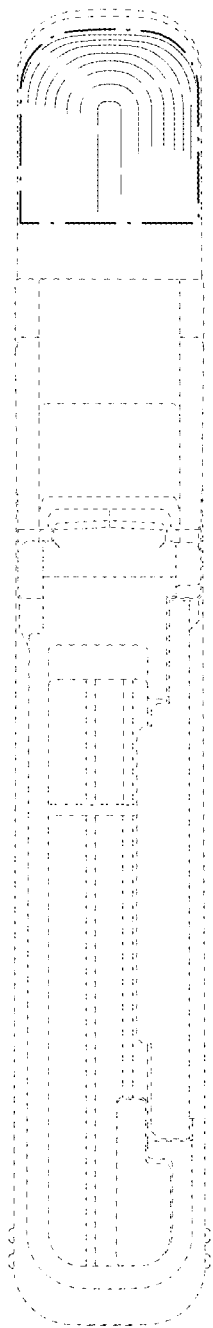


FIG. 7

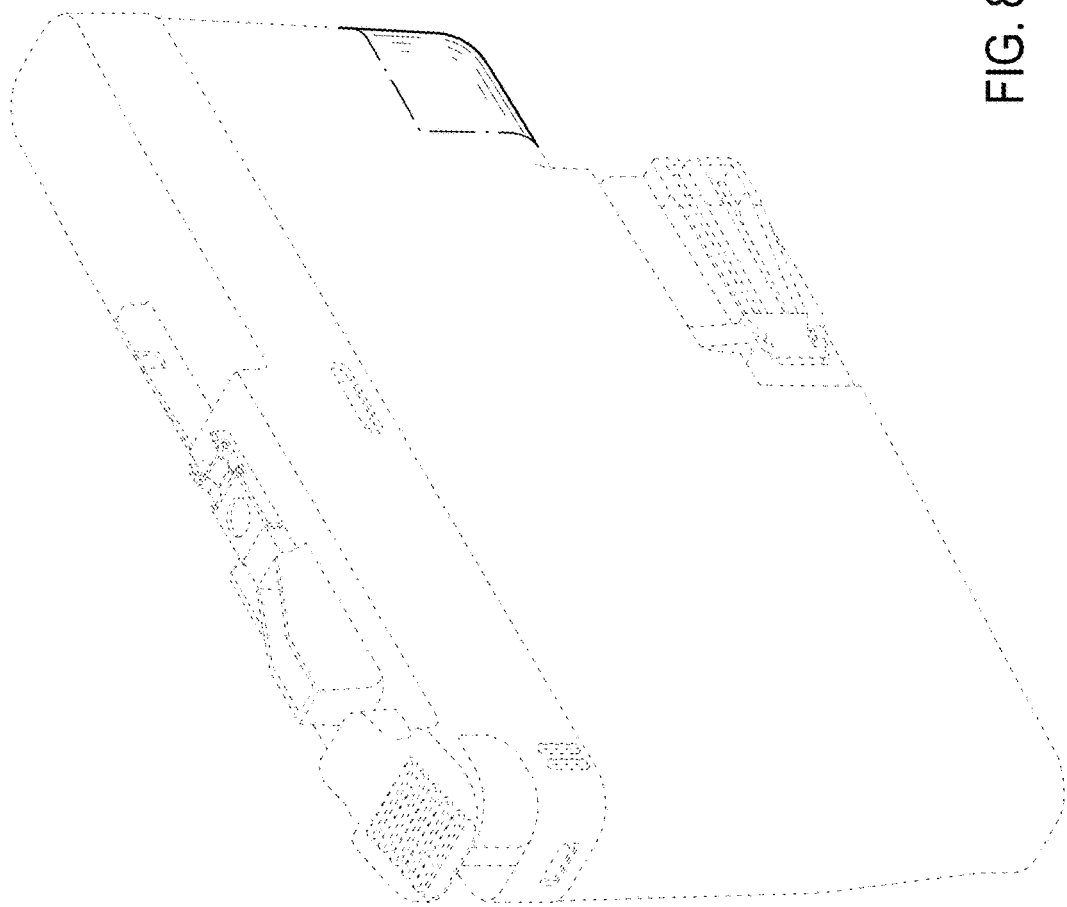


FIG. 8