



US00D773310S

(12) **United States Design Patent**
Zeng et al.

(10) **Patent No.:** **US D773,310 S**

(45) **Date of Patent:** **** Dec. 6, 2016**

(54) **BOTTLE**

(71) Applicant: **The Coca-Cola Company**, Atlanta, GA (US)

(72) Inventors: **Wen Zeng**, Shanghai (CN); **Zhiheng Zhao**, Zhongshan (CN); **Simon Alan Daniel**, London (GB); **Robert Christopher Young**, London (GB); **Thomas Vaubourgeix**, London (GB)

(73) Assignee: **The Coca-Cola Company**, Atlanta, GA (US)

(**) Term: **14 Years**

(21) Appl. No.: **29/506,226**

(22) Filed: **Oct. 14, 2014**

(51) **LOC (10) Cl.** **09-01**

(52) **U.S. Cl.**

USPC **D9/538; D9/540; D9/552**

(58) **Field of Classification Search**

USPC D9/516, 519, 537-540, 541, 545-546, D9/549-550, 552, 575; 215/381-384; 220/660, 669, 674-675

See application file for complete search history.

(56) **References Cited**

U.S. PATENT DOCUMENTS

D324,821 S *	3/1992	Solomon	D9/540
D345,693 S *	4/1994	Edstrom	D9/538
5,337,909 A *	8/1994	Vaillencourt	B65D 1/0223 215/383 X
D352,245 S *	11/1994	Krishnakumar	D9/538
D409,091 S	5/1999	Beaver et al.		
D420,594 S	2/2000	Weinstein et al.		
D445,033 S *	7/2001	Bretz	D9/556 X
D455,351 S	4/2002	Bailey		
D465,158 S *	11/2002	Peek	D9/520
D466,021 S *	11/2002	Thierjung	D9/538
D466,813 S *	12/2002	Thierjung	D9/516 X
D476,236 S *	6/2003	Ungrady	D9/539 X
6,585,125 B1 *	7/2003	Peek	B65D 1/0223 215/381

D479,690 S *	9/2003	DeGroof	D9/540 X
D480,957 S *	10/2003	Mooney	D9/538
D485,765 S *	1/2004	Thierjung	D9/538
D494,475 S *	8/2004	Thierjung	D9/538
D496,264 S	9/2004	Eaton et al.		
D497,549 S	10/2004	Maskell et al.		
D500,447 S	1/2005	Snyder		

(Continued)

Primary Examiner — Carol P Rademaker

(74) *Attorney, Agent, or Firm* — Parks IP Law LLC; Cynthia R. Parks

(57) **CLAIM**


We claim the ornamental design for a bottle, as shown and described.

DESCRIPTION

FIG. 1 is a top, back, and left side perspective view of a first embodiment of a bottle in accordance with our new design; FIG. 2 is a right side elevational view thereof; FIG. 3 is a left side elevational view thereof; FIG. 4 is a front elevational view thereof; FIG. 5 is a back elevational view thereof; FIG. 6 is a top plan view thereof; FIG. 7 is a bottom plan view thereof; FIG. 8 is a top, back, and left side perspective view of a second embodiment of the bottle in accordance with our new design; FIG. 9 is a right side elevational view thereof; FIG. 10 is a left side elevational view thereof; FIG. 11 is a front elevational view thereof; FIG. 12 is a back elevational view thereof; FIG. 13 is a top plan view thereof; and, FIG. 14 is a bottom plan view thereof.

The dash-dash-dash-dash type broken lines shown in the drawings are included for the purpose of illustrating portions of the bottle that form no part of the claimed design. The dot-dash-dot-dash type broken lines shown in the drawings define the top and bottom boundaries of the claimed design.

1 Claim, 8 Drawing Sheets



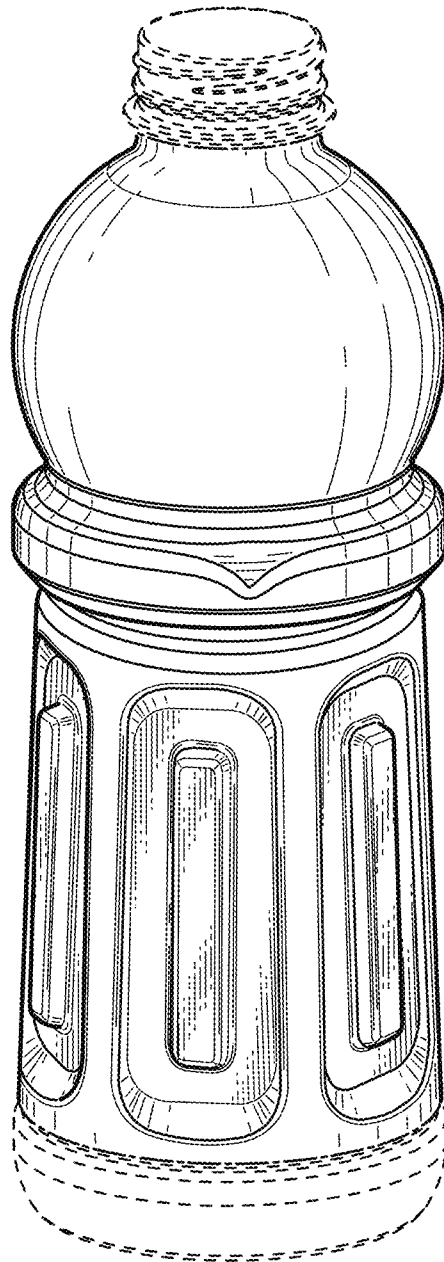


FIG. 1




FIG. 2




FIG. 3




FIG. 4




FIG. 5

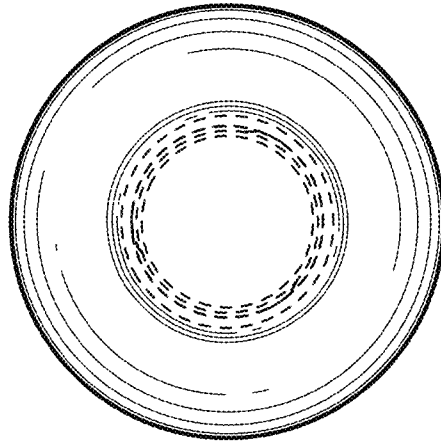


FIG. 6

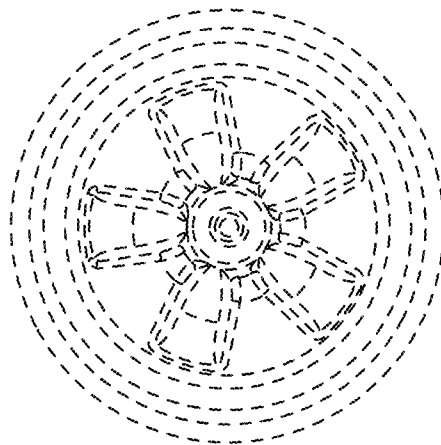


FIG. 7

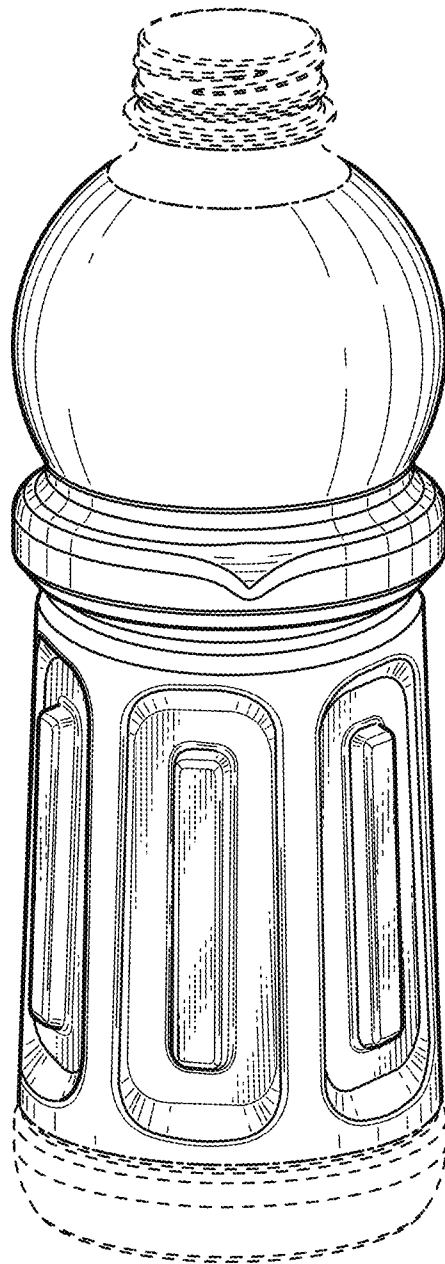


FIG. 8




FIG. 9




FIG. 10




FIG. 11




FIG. 12

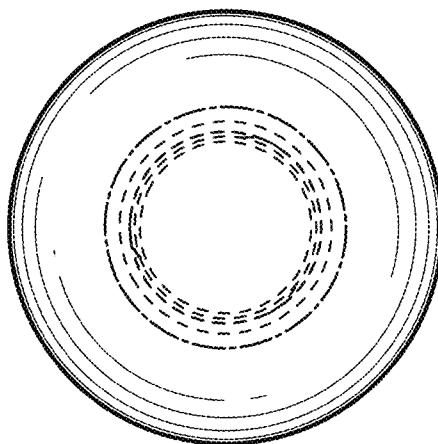


FIG. 13

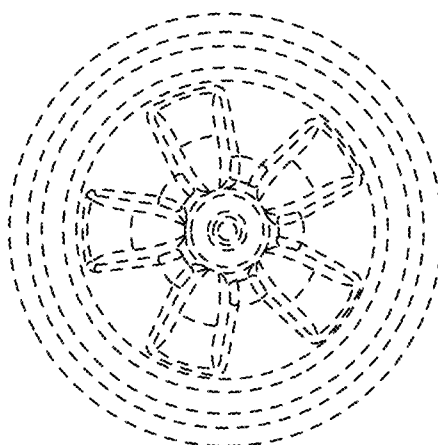


FIG. 14