



US00D950248S

(12) **United States Design Patent**
Albay et al.

(10) **Patent No.:** **US D950,248 S**

(45) **Date of Patent:** **** May 3, 2022**

(54) **HEAD FOR ELECTRIC TOOTHBRUSH**

FOREIGN PATENT DOCUMENTS

(71) Applicant: **Braun GmbH**, Kronberg (DE)

CN 302898215 S 8/2014
EM 003175470-0002 7/2016

(Continued)

(72) Inventors: **Devran Albay**, Frankfurt (DE); **Moritz Carlo Honisch**, Frankfurt (DE); **Dominik Langhammer**, Frankfurt (DE); **Niclas Altmann**, Schöneck (DE); **Siegfried Bauernfeind**, Frankfurt am Main (DE); **Bianka Becker-Salzsäuler**, Kronberg (DE); **Ulrich Störkel**, Bad Nauheim (DE)

OTHER PUBLICATIONS

U.S. Appl. No. 29/646,252, filed May 2, 2018, Devran Albay et al.
(Continued)

Primary Examiner — Karen E Eldridge Powers
(74) *Attorney, Agent, or Firm* — Vladimir Vitenberg

(73) Assignee: **Braun GmbH**, Kronberg (DE)

(57) **CLAIM**

(**) Term: **15 Years**

The ornamental design for a head for electric toothbrush, as shown and described.

(21) Appl. No.: **29/758,249**

DESCRIPTION

(22) Filed: **Nov. 13, 2020**

FIG. 1 is a perspective view of a first embodiment of a head for electric toothbrush;

Related U.S. Application Data

(62) Division of application No. 29/646,252, filed on May 2, 2018.

Foreign Application Priority Data

Nov. 2, 2017 (WO) 5250601

(51) **LOC (13) Cl.** **28-03**

(52) **U.S. Cl.**
USPC **D4/101; D4/113**

(58) **Field of Classification Search**
USPC D4/100, 101, 102, 104, 105, 106, 107, D4/108; 15/167.1

FIG. 2 is a front elevation view thereof;
FIG. 3 is a right-side elevation view thereof;
FIG. 4 is a rear elevation view thereof;
FIG. 5 is a left-side elevation view thereof;
FIG. 6 is a top plan view thereof;
FIG. 7 is a bottom plan view thereof;
FIGS. 8 and 9 are enlarged fragmental perspective views thereof.

FIG. 10 is a perspective view of a second embodiment of a head for electric toothbrush;
FIG. 11 is a front elevation view thereof;
FIG. 12 is a right-side elevation view thereof;
FIG. 13 is a rear elevation view thereof;
FIG. 14 is a left-side elevation view thereof;
FIG. 15 is a top plan view thereof;
FIG. 16 is a bottom plan view thereof;
FIG. 17 is an enlarged fragmental perspective view thereof.
FIG. 18 is a perspective view of a third embodiment of a head for electric toothbrush;
FIG. 19 is a front elevation view thereof;
FIG. 20 is a right-side elevation view thereof;
FIG. 21 is a rear elevation view thereof;

(Continued)

(Continued)

(56) **References Cited**

U.S. PATENT DOCUMENTS

2,242,743 A 5/1941 McCarthy
D373,903 S 9/1996 Stutzer et al.

(Continued)

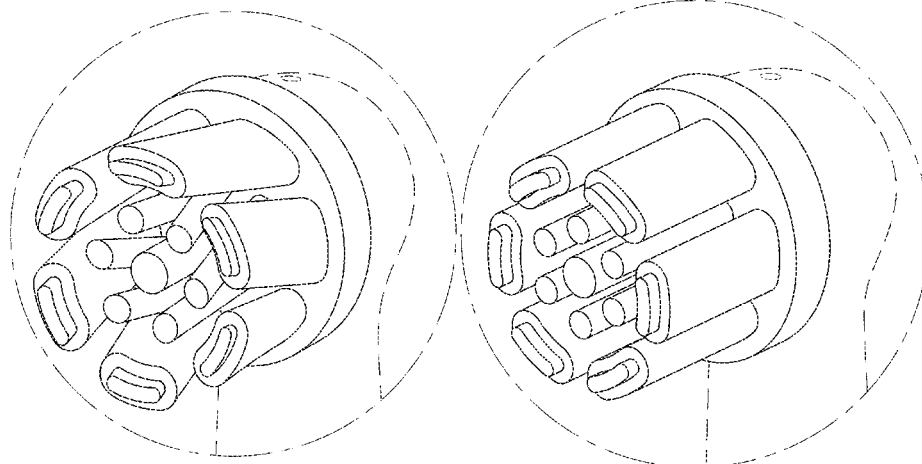


FIG. 22 is a left-side elevation view thereof;
 FIG. 23 is a top plan view thereof;
 FIG. 24 is a bottom plan view thereof;
 FIG. 25 is an enlarged fragmental perspective view thereof.
 FIG. 26 is a perspective view of a fourth embodiment of a head for electric toothbrush;
 FIG. 27 is a front elevation view thereof;
 FIG. 28 is a right-side elevation view thereof;
 FIG. 29 is a rear elevation view thereof;
 FIG. 30 is a left-side elevation view thereof;
 FIG. 31 is a top plan view thereof;
 FIG. 32 is a bottom plan view thereof; and,
 FIG. 33 is an enlarged fragmental perspective view thereof.
 Broken lines are used in the drawings to designate environmental structures or parts of the head of the electric toothbrush that form no part of the claim.

1 Claim, 9 Drawing Sheets

(58) **Field of Classification Search**
 CPC . A46B 2200/1066; A46B 9/04; A61C 17/222;
 A61C 17/24; A61C 17/26
 See application file for complete search history.

(56) **References Cited**

U.S. PATENT DOCUMENTS

D454,251	S	3/2002	De et al.	
D456,607	S *	5/2002	Carlucci	D4/101
D465,655	S	11/2002	Kraemer	
6,751,823	B2	6/2004	Biro	
6,957,468	B2 *	10/2005	Driesen	A46B 3/08 15/167.1
D515,816	S	2/2006	Jimenez et al.	
D533,720	S	12/2006	Vu	
7,520,016	B2	4/2009	Kressner	
D607,646	S	1/2010	Ino	
7,788,756	B2	9/2010	Kraemer	
D657,954	S	4/2012	Gebski	
D658,381	S	5/2012	Gebski	
D658,383	S	5/2012	Key et al.	
D676,663	S	2/2013	Ptok et al.	
D687,636	S *	8/2013	Driesen	D4/101
D689,697	S	9/2013	Doumoto et al.	
8,769,758	B2	7/2014	Jungnickel et al.	
D717,547	S	11/2014	Adriaenssen et al.	
D718,057	S	11/2014	Massee et al.	
D719,737	S	12/2014	Adriaenssen et al.	
D734,614	S	7/2015	Driesen	
D749,851	S	2/2016	Watkins	
D752,868	S	4/2016	Mcgarry et al.	
D759,381	S	6/2016	Watkins	
D759,382	S	6/2016	Watkins	
9,402,461	B2	8/2016	Brik	
D766,581	S	9/2016	Bloch et al.	
D767,895	S	10/2016	Stebila et al.	
D771,388	S	11/2016	Since	
D773,822	S	12/2016	Sikora et al.	
D775,469	S	1/2017	Sikora et al.	
D787,189	S	5/2017	Fretwell et al.	
D790,859	S	7/2017	Megarry et al.	
D791,485	S	7/2017	Megarry et al.	
D795,419	S	8/2017	Kohler	
9,724,181	B2 *	8/2017	Schaefer	A61C 17/34
D799,217	S	10/2017	Massee	

9,788,926	B2	10/2017	Franke	
D801,696	S	11/2017	Mcgarry et al.	
9,865,184	B2	1/2018	Jungnickel et al.	
D814,195	S	4/2018	Sikora et al.	
D819,337	S	6/2018	Yuan et al.	
D819,973	S	6/2018	Greve et al.	
D824,174	S	7/2018	Altmann et al.	
D824,175	S	7/2018	Yan	
D831,358	S	10/2018	Altmann et al.	
D838,991	S	1/2019	Choi et al.	
D844,995	S	4/2019	Wong et al.	
D845,636	S	4/2019	Porter et al.	
10,376,039	B2	8/2019	Jungnickel	
D861,351	S	10/2019	Albay et al.	
D863,772	S *	10/2019	Hu	D4/101
D863,773	S *	10/2019	Hu	D4/101
D868,482	S *	12/2019	Papazian	D4/104
D874,156	S *	2/2020	Altmann	D4/127
D874,830	S	2/2020	Choi et al.	
D884,351	S	5/2020	Albay et al.	
D884,354	S	5/2020	Albay et al.	
10,667,892	B2	6/2020	Bärtschi	
D890,528	S	7/2020	Albay et al.	
D894,610	S	9/2020	Albay et al.	
D906,688	S	1/2021	Porter et al.	
D907,369	S *	1/2021	Yang	D4/101
D912,989	S	3/2021	Albay et al.	
11,103,054	B2 *	8/2021	Altmann	A46B 9/025
D930,989	S	9/2021	Albay et al.	
D932,777	S	10/2021	Albay et al.	
D933,368	S	10/2021	Albay et al.	
2009/0013489	A1	1/2009	Binet	
2012/0124759	A1	5/2012	Fritsch	
2017/0128178	A1	5/2017	Schmidt et al.	
2018/0021116	A1	1/2018	Störkel	
2019/0125065	A1	5/2019	Altmann	
2020/0368003	A1 *	11/2020	Claire-Zimmet	A46B 15/0022
2020/0397130	A1	12/2020	Ganninger et al.	
2020/0397134	A1	12/2020	Ganninger et al.	
2020/0397136	A1	12/2020	Ganninger et al.	
2020/0397137	A1	12/2020	Ganninger et al.	
2021/0045857	A1	2/2021	Fritsch et al.	
2021/0145539	A1	5/2021	Greve	

FOREIGN PATENT DOCUMENTS

EM	004362952-0001	9/2017
JP	1232984	S 3/2005
JP	1620904	S 12/2018
RU	93878	S 6/2015
WO	DM093043	6/2017

OTHER PUBLICATIONS

U.S. Appl. No. 29/758,251, filed Nov. 13, 2020, Devran Albay et al.
 U.S. Appl. No. 29/758,276, filed Nov. 13, 2020, Devran Albay et al.
 U.S. Appl. No. 29/758,274, filed Nov. 13, 2020, Devran Albay et al.
 U.S. Appl. No. 29/743,560, filed Jul. 22, 2020, Devran Albay et al.
 U.S. Appl. No. 29/758,268, filed Nov. 13, 2020, Devran Albay et al.
 "All Office Actions, U.S. Appl. No. 29/646,252".
 All Office Actions; U.S. Appl. No. 29/699,695, filed Jul. 29, 2019.
 All Office Actions; U.S. Appl. No. 29/743,560, filed Jul. 22, 2020.
 All Office Actions; U.S. Appl. No. 29/758,251, filed Nov. 13, 2020.
 All Office Actions; U.S. Appl. No. 29/758,268, filed Nov. 13, 2018.
 All Office Actions; U.S. Appl. No. 29/758,274, filed Nov. 13, 2020.
 All Office Actions; U.S. Appl. No. 29/758,276, filed Nov. 13, 2020.
 All Office Actions; U.S. Appl. No. 29/786,732, filed Jun. 2, 2021.
 All Office Actions; U.S. Appl. No. 29/786,746, filed Jun. 2, 2021.
 All Office Actions; U.S. Appl. No. 29/794,152, filed Jun. 10, 2018.

* cited by examiner




FIG. 1

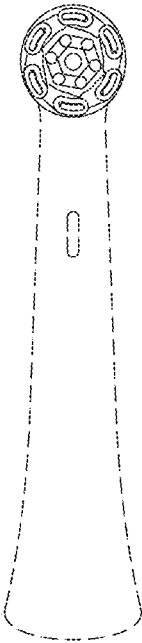


FIG. 2




FIG. 3




FIG. 4




FIG. 5

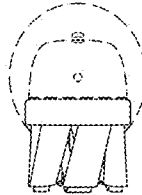


FIG. 6

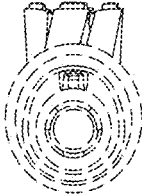


FIG. 7

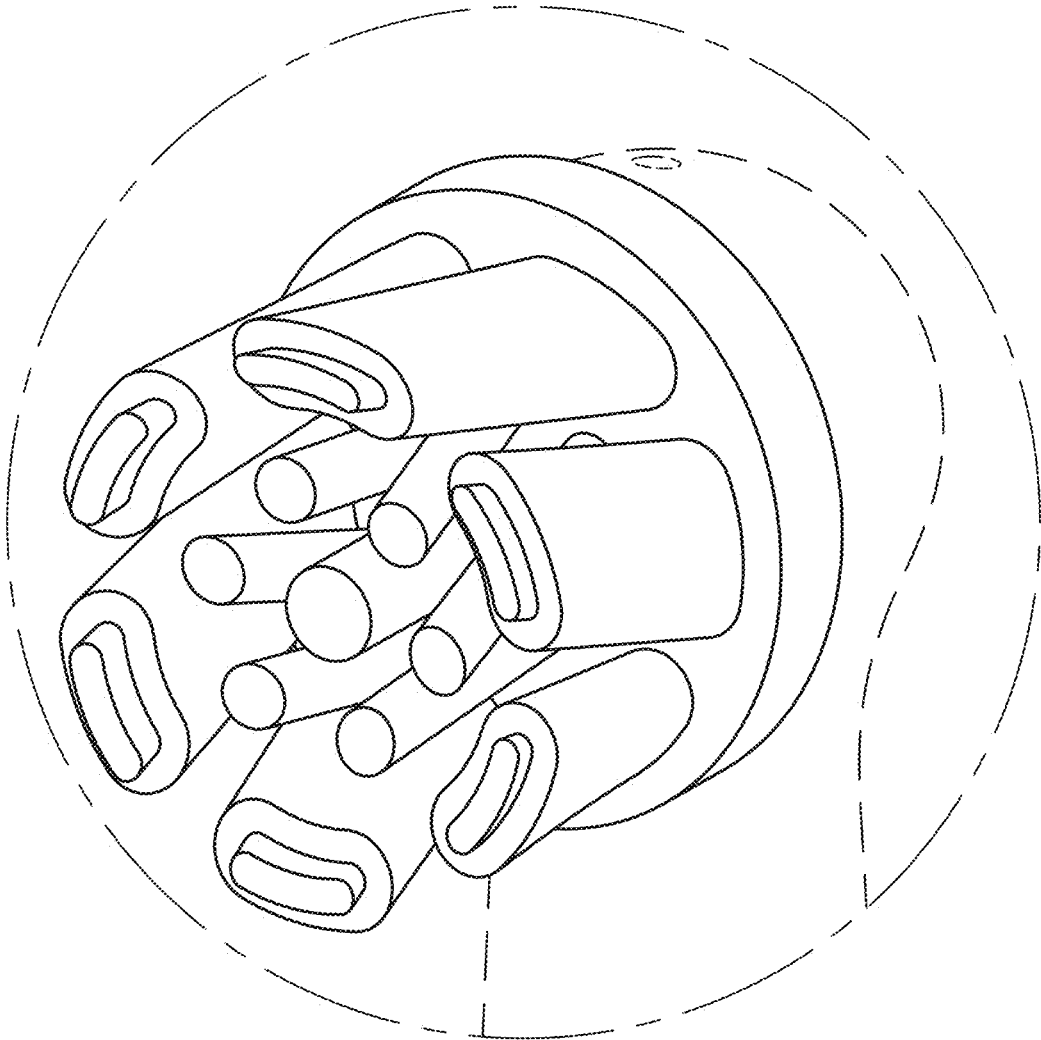


FIG. 8

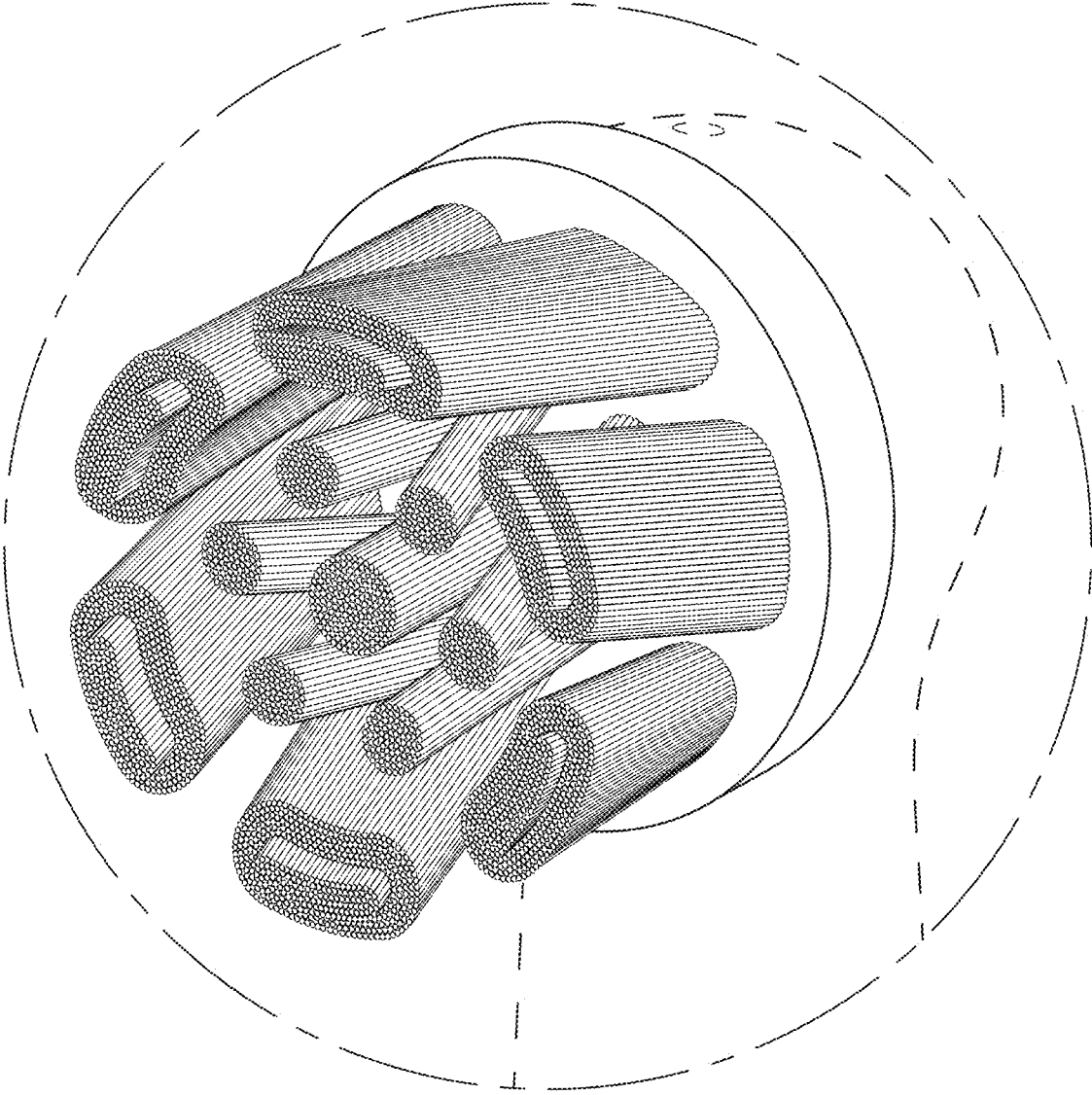


FIG. 9




FIG. 10

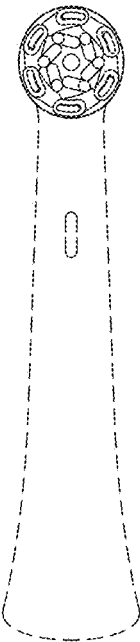


FIG. 11




FIG. 12




FIG. 13




FIG. 14

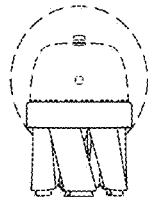


FIG. 15

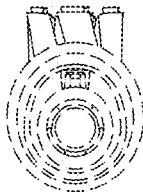


FIG. 16

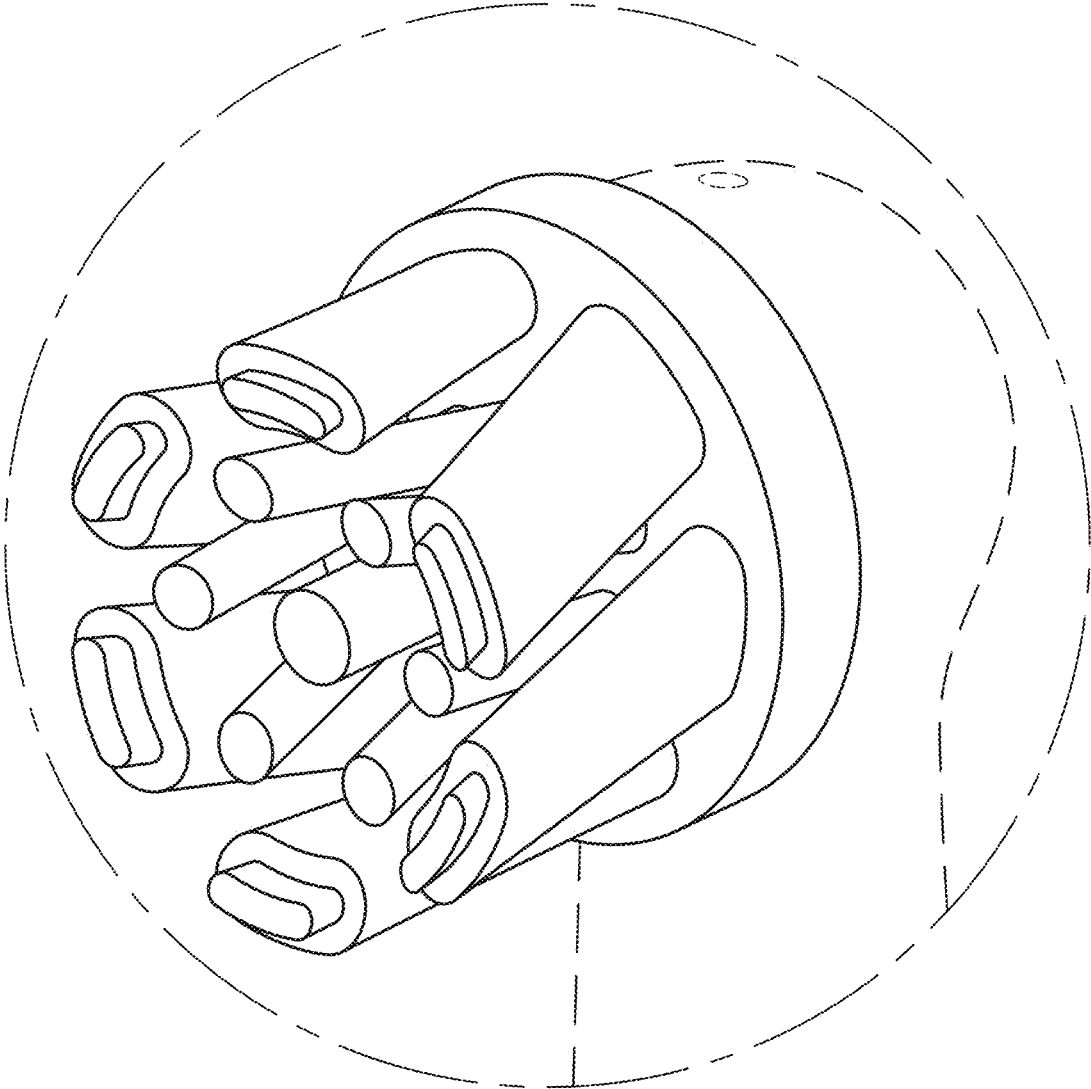


FIG. 17




FIG. 18




FIG. 19




FIG. 20




FIG. 21



FIG. 22

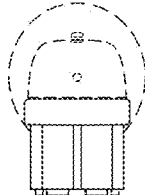


FIG. 23

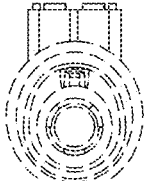


FIG. 24

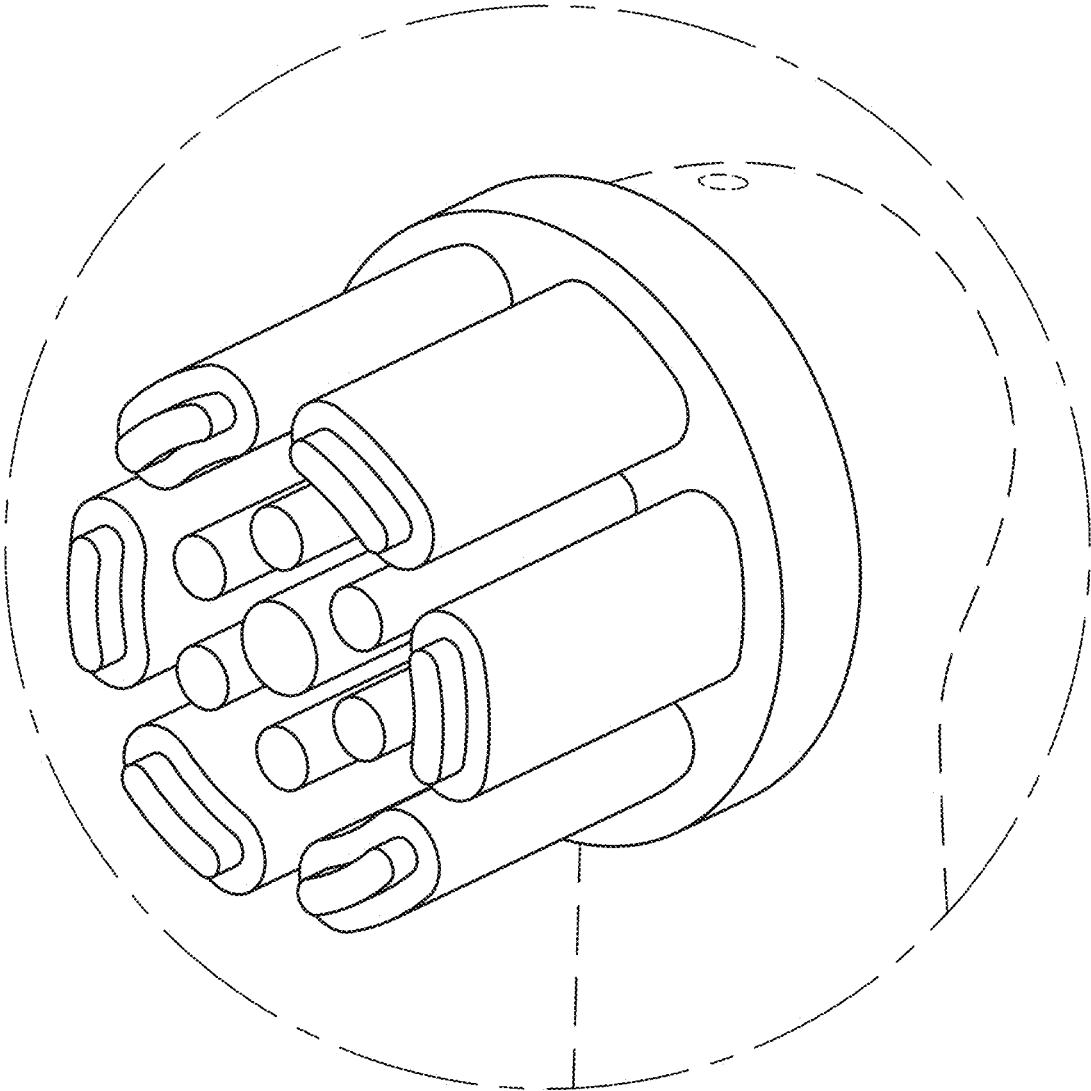


FIG. 25




FIG. 26




FIG. 27




FIG. 28




FIG. 29




FIG. 30

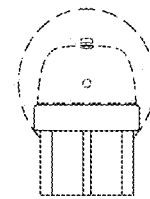


FIG. 31

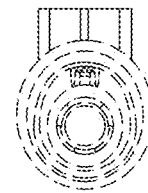


FIG. 32

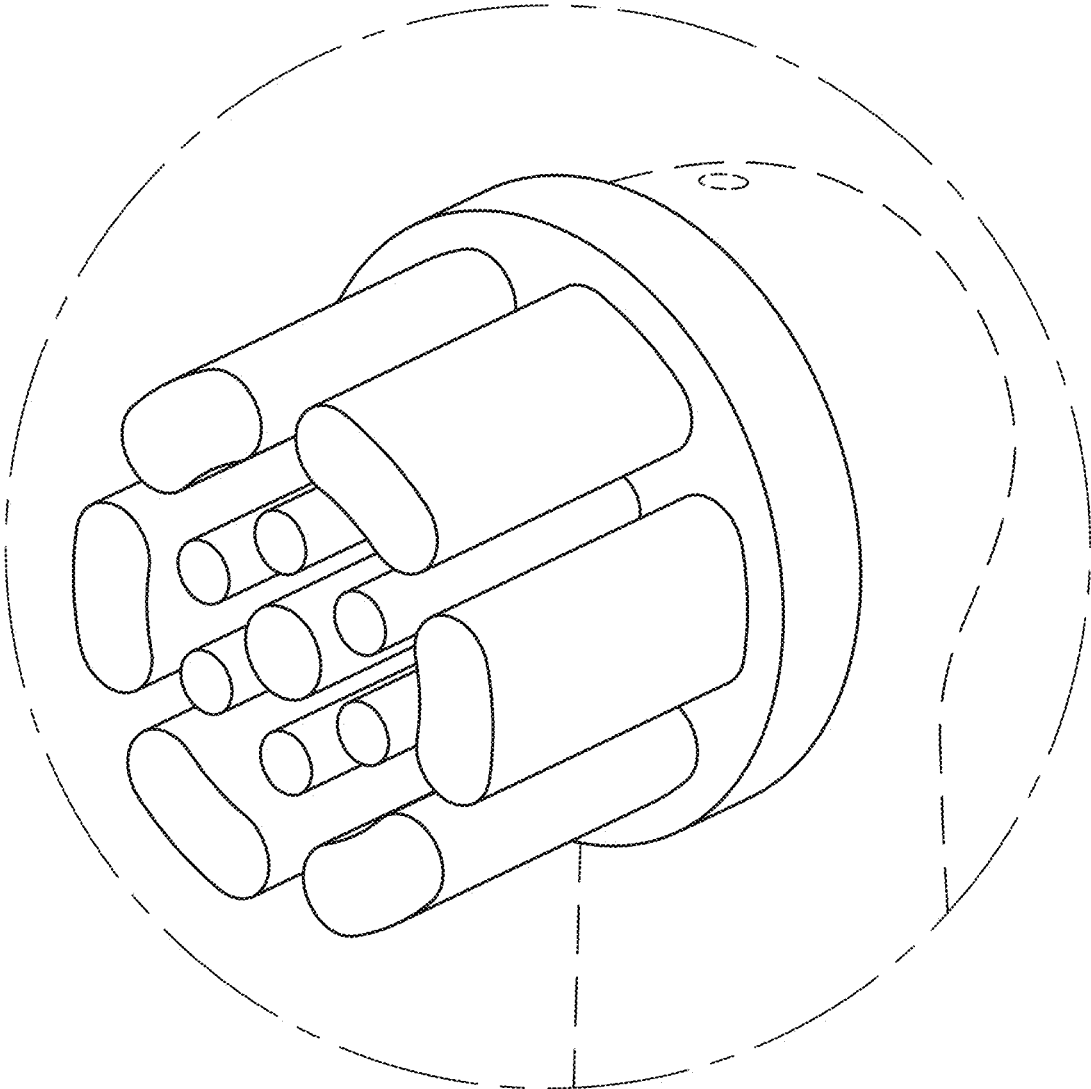


FIG. 33