



(43) International Publication Date
27 June 2013 (27.06.2013)

(10) International Publication Number
WO 2013/092756 A1

(51) International Patent Classification:

A61K 31/4709 (2006.01) C07D 217/14 (2006.01)
C07D 207/14 (2006.01) A61P 7/02 (2006.01)

(21) International Application Number:

PCT/EP2012/076224

(22) International Filing Date:

19 December 2012 (19.12.2012)

(25) Filing Language:

English

(26) Publication Language:

English

(30) Priority Data:

11306733.4 21 December 2011 (21.12.2011) EP

(71) Applicant: SANOFI [FR/FR]; 54, rue La Boetie, F-75008 Paris (FR).

(72) Inventors: ALET, Nathalie; c/o Sanofi, Patent Department, 54 rue la Boetie, F-75008 Paris (FR). ALTENBURGER, Jean-Michel; c/o Sanofi, Patent Department, 54 rue la Boetie, F-75008 Paris (FR). HERAULT, Jean-Pascal; c/o Sanofi, Patent Department, 54 rue la Boetie, F-75008 Paris (FR). KIRSCH, Reinhard; c/o Sanofi, Patent Department, 54 rue la Boetie, F-75008 Paris (FR). LASALLE, Gilbert; c/o Sanofi, Patent Department, 54 rue la Boetie, F-75008 Paris (FR). MALLART, Sergio; c/o Sanofi, Patent Department, 54 rue la Boetie, F-75008 Paris (FR). PHILIPPO-ORTS, Marie-Claire; c/o Sanofi, Patent Department, 54 rue la Boetie, F-75008 Paris (FR).

(74) Agents: DOMENEGO, Bertrand et al; Cabinet Lavoix, 2, place d'Estienne d'Orves, F-75009 Paris (FR).

(81) Designated States (unless otherwise indicated, for every kind of national protection available): AE, AG, AL, AM, AO, AT, AU, AZ, BA, BB, BG, BH, BN, BR, BW, BY, BZ, CA, CH, CL, CN, CO, CR, CU, CZ, DE, DK, DM, DO, DZ, EC, EE, EG, ES, FI, GB, GD, GE, GH, GM, GT, HN, HR, HU, ID, IL, IN, IS, JP, KE, KG, KM, KN, KP, KR, KZ, LA, LC, LK, LR, LS, LT, LU, LY, MA, MD, ME, MG, MK, MN, MW, MX, MY, MZ, NA, NG, NI, NO, NZ, OM, PA, PE, PG, PH, PL, PT, QA, RO, RS, RU, RW, SC, SD, SE, SG, SK, SL, SM, ST, SV, SY, TH, TJ, TM, TN, TR, TT, TZ, UA, UG, US, UZ, VC, VN, ZA, ZM, ZW.

(84) Designated States (unless otherwise indicated, for every kind of regional protection available): ARIPO (BW, GH, GM, KE, LR, LS, MW, MZ, NA, RW, SD, SL, SZ, TZ, UG, ZM, ZW), Eurasian (AM, AZ, BY, KG, KZ, RU, TJ, TM), European (AL, AT, BE, BG, CH, CY, CZ, DE, DK, EE, ES, FI, FR, GB, GR, HR, HU, IE, IS, IT, LT, LU, LV, MC, MK, MT, NL, NO, PL, PT, RO, RS, SE, SI, SK, SM, TR), OAPI (BF, BJ, CF, CG, CI, CM, GA, GN, GQ, GW, ML, MR, NE, SN, TD, TG).

Published:

— with international search report (Art. 21(3))

(54) Title: SULPHONYLAMINOPYRROLIDINONE DERIVATIVES, THEIR PREPARATION AND THEIR THERAPEUTIC APPLICATION

(57) Abstract: The invention relates to new sulphonylaminopyrrolidinone compounds having antithrombotic activity which, in particular, inhibit blood clotting factor Lx_a and/ or factor X_a, to processes for their preparation and to use thereof as drugs.



WO 2013/092756 A1

SULPHONYLAMINOPYRROLIDINONE DERIVATIVES, THEIR PREPARATION AND THEIR THERAPEUTIC APPLICATION

Field of the Invention

5 The invention relates to new sulphonylaminopyrrolidinone compounds having antithrombotic activity which, in particular, inhibit blood clotting factor IXa and/ or factor Xa, to processes for their preparation and to use thereof as drugs.

Background of the invention

10 Blood clotting is a process of control of the blood stream essential for the survival of mammals. The process of clotting and the subsequent dissolution of the clot after wound healing has taken place, after vascular damage and can be divided into four phases:

1. The phase of the initiation of the coagulation cascade either after wessels injury or vasoconstriction leads to low amount of thrombin generation;
- 15 2. The next phase is the amplification phase where platelets are activated by thrombin. The platelets attach to the site of the vessel wall damage and form a platelet aggregate which is crosslinked by fibrinogen (fibrin). At the meantime, the complexes of clotting factors (tenase and prothrombinase) can form of the surface of activated platelets. The platelets accelerate blood clotting by means of this mechanism;
- 20 3. The formation of the thrombus is stabilized by the fibrin network which is formed consecutive to the cleavage of fibrinogen by the large amount of thrombin;
4. After wound healing, the thrombus is dissolved by the action of the key enzyme of the endogenous fibrinolysis system, plasmin.

25 In a more detailed scenario, the initiation phase can be driven by two alternative pathways: the intrinsic and the extrinsic pathway. These pathways are initiated by different mechanisms, but in the later phase they converge to give a common final path of the clotting cascade starting with the activation of clotting factor X. The activated factor X is responsible for the formation of thrombin from the inactive precursor prothrombin circulating in the blood. The formation of a thrombus on the bottom of a vessel wall abnormality without a wound is commonly described as the result of the intrinsic pathway.

30 Whereas, fibrin clots formation as a response to tissue damage or an injury is the result of the extrinsic pathway. Both pathways comprise a relatively large number of proteins, which are known as clotting factors.

The "extrinsic" pathway is so called because an exogenous agent (i.e., TF) is required for activation of the clotting factors in plasma. The TF:FVIIa complex is the key initiator of the coagulation protease cascade and activates both FIX to FIXa and FX to FXa.

Alternatively, the "intrinsic" pathway is initiated when prekallikrein, high molecular weight kininogen, factor XI and XII bind to a negatively charged surface: it is the contact phase. The result of these processes is the activation of prekallikrein, factor XII, and finally factor XI that leads, in the presence of Ca^{2+} ions, to the activation of factor IX.

Whatever the initiating pathway, the generation of factor IXa and factor Xa leads to the formation of low amounts of thrombin, which are able to activate the platelets through the cleavage of protease activated receptors and finally the cofactors factor V and factor VIII: it is the start of the amplification phase. Platelet activation plays a major role in the coagulation since it allows the formation of the two complexes which support the amplification phase: the tenase and the prothrombinase complexes. The tenase complex (FVIIIa:FIXa) plays a key role in amplifying the clotting cascade by activating factor X to factor Xa. The prothrombinase complex (FVa:FXa) activates prothrombin to thrombin, which is the central protease of the clotting cascade. Thrombin cleaves fibrinogen into insoluble fibrin monomers that polymerize. Thrombin also activates the transglutaminase FXIII to FXIIIa that in turn cross-links soluble fibrin monomers into a fibrin matrix that leads to clot stabilization. Finally, the coagulation cascade is regulated by several natural anticoagulants (TFPI, Antithrombin, HCII, Prot C, Prot S...).

Both clotting factor IX and factor X can be activated by means of the intrinsic pathway and the extrinsic pathway. Their activation are thus a central point of intersection between the two pathways of blood clotting. Moreover the activity of factor IXa is intimately linked to the presence of platelet since, after activation, platelets promote tenase complex formation that increases factor IXa activity by a fold of 200 000 (van Dieijen et al, J. Biol. Chem. 1981 ; 256: 3433-3442), giving it a central role in the rate limiting step of thrombin generation. Given its central role and its interdependency to platelets, we do know that factor IXa has an important role in both venous and arterial thrombosis.

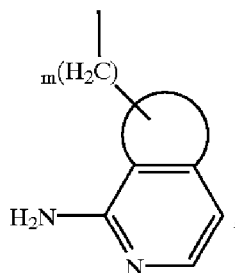
Evidence is given by the fact that defects in factor IXa lead to hemophilia B. More precisely, the clinical phenotype of hemophilia B depends on the plasma FIX level. Thus, spontaneous bleeding occurs in patients with severe hemophilia (<1% FIX activity). Whereas mild FIX deficiency may not require prophylaxis to prevent bleeding during minor procedures, but interestingly, in epidemiological studies it has been associated with fewer cardiovascular events (Šramek A et al, Lancet. 2003; 362: 351-354; Tuinenburg A et al, J Thromb Haemost. 2009; 7: 247-254). In mirror, increased concentrations of factor

IXa in the blood lead to a significantly increased risk of thrombosis formation (Weltermann A, et al., J Thromb Haemost. 2003; 1: 28-32.). And finally the regulation of factor IXa activity can reduce thrombus formation in animal models (Feuerstein GZ, et al., Thromb Haemost. 1999; 82: 1443-1445).

5 In conclusion, as described by Eikelboom in his recent review (Arterioscler Thromb Vase Biol. 2010; 30: 382-7), "the narrow window for clinically important bleeding with a wider window for reduced cardiovascular events in hemophilia B carriers lends further support for FIXa as an attractive target for anticoagulant therapy."

10 Numerous documents describe compounds with antithrombotic activity.

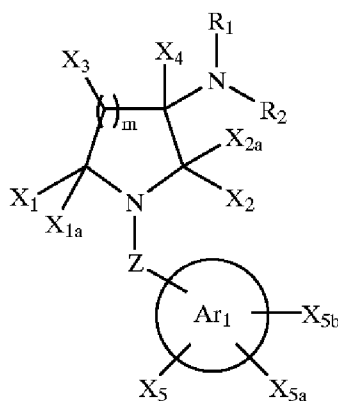
For instance, the US patent n° 6,432,955 B1 is directed to anti-thrombotic compounds all comprising the following core:



which may be linked to a variety of side-chains.

15

Another example is the US patent US 6,602,864 B1 describing factor Xa inhibitors of formula:



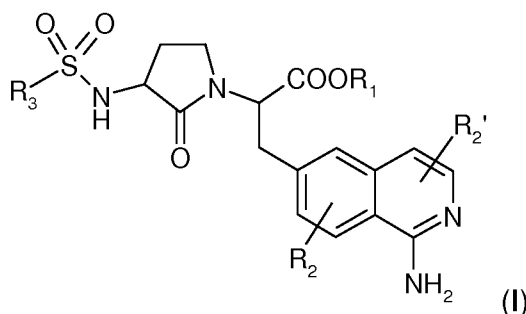
where Z is an alkylene group.

20

The compounds of the formula I according to the invention are suitable for prophylactic

and for therapeutic administration to humans who suffer from diseases which accompany thromboses, embolisms, hypercoagulability or fibrotic changes. They can be employed for secondary prevention and are suitable both for acute and for long-term therapy.

The invention therefore relates to a compound corresponding to the formula (I):



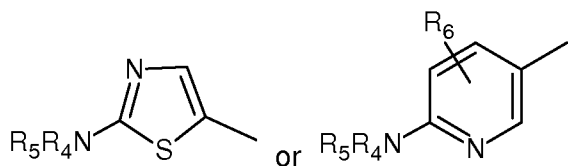
in which :

- **R₁** represents a hydrogen atom, a (CrC₆)alkyl group, a (C₃-C₇)cycloalkyl group, a (C₃-C₇)cycloalkyl-(Ci-C₆)alkyl- group, a **Rb-O-Ra-** group where **Rb** represents a (CrC₆)alkyl group or a (C₃-C₇)cycloalkyl group and **Ra** represents a (CrC₆)alkyl group, or a **Rd-O-C(0)-O -Rc-** group where **Rd** represents a (C₁-C₆)alkyl group or a (C₃-C₇)cycloalkyl group and **Rc** represents a (CrC₆)alkyl group, or a **Rf-C(0)-O-Re-** group where **Re** represents a (CrC₆)alkyl group and **Rf** represents a (C₁-C₆)alkyl group,

- **R₂** represents a halogen atom, -OH, -CN, or a (CrC₆)alkyl group, or an -O-(CrC₆)alkyl group, said alkyl groups being non-substituted or substituted by one or more halogen atoms, identical to or different from one another, or a **Rg-O-Rh-O-** group where **Rg** represents a (CrC₆)alkyl group and **Rh** represents a (C₁-C₆)alkyl group,

- **R₂'** represents a hydrogen atom or a (CrC₆)alkyl group,

- **R₃** represents:



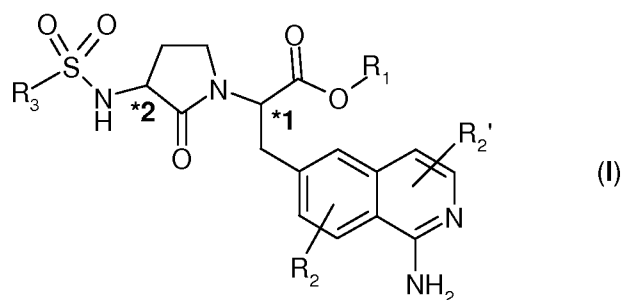
- **R₄** and **R₅** represent, independently of one another, a (CrC₆)alkyl group or a (C₃-C₇)cycloalkyl group,

- or **R₄** and **R₅** together form, with the nitrogen atom to which they are attached, a

3 to 7 membered heterocycloalkyl group comprising from 1 to 2 heteroatoms chosen from nitrogen, oxygen and sulphur, said heterocycloalkyl group being non-substituted or substituted by one or more groups, identical or different from one another, chosen from halogen atom and (C₁-C₆)alkyl group, (CrC₆)alkoxy group, -CF₃, -OCF₃,

- R₆ represents a halogen atom, a hydrogen atom, a (CrC₆)alkyl group, a (C₁-C₆)alkoxy group or -CN.

The compounds of formula (I) comprise at least two asymmetric carbon atoms, identified by the asterisks (*1 and *2) in the formula below. They can thus exist in the form of enantiomers or diastereoisomers. These enantiomers, diastereoisomers, and their mixtures, including racemic mixtures, come within the invention.



The asymmetric carbon identified by the asterisk *1 in the above formula advantageously exhibits the (R) configuration. The asymmetric carbon identified by the asterisk *2 in the above formula advantageously exhibits the (S) configuration.

The compounds of formula (I) can exist in the form of bases or of addition salts with acids or bases. Such addition salts come within the invention.

These salts are advantageously prepared with pharmaceutically acceptable acids or bases but the salts of other acids or bases, for example of use in the purification or isolation of the compounds of formula (I), also come within the invention.

In the context of the present invention:

- a halogen atom is understood to mean a fluorine, chlorine, a bromine or an iodine;

- a (CrC₆)alkyl group is understood to mean a saturated aliphatic group which comprises from 1 to 6 carbon atoms (advantageously from 1 to 4 carbon atoms) and which is linear or branched. Mention may be made, by way of examples, of the methyl, ethyl, propyl, isopropyl, butyl, isobutyl, tert-butyl, pentyl, hexyl and the like;

- a (C₃-C₇)cycloalkyl group is understood to mean a cyclic alkyl group comprising between 3 and 7 carbon atoms, all the carbon atoms being involved in the cyclic structure. Mention may be made, by way of examples, of the cyclopropyl, cyclobutyl, cyclopentyl or cyclohexyl groups, and the like;

5 - a heterocycloalkyl group is understood to mean a cycloalkyl group as defined above additionally comprising from 1 to 2 heteroatoms chosen from nitrogen, oxygen and sulphur. Mention may be made, by way of examples, of the azetidiny, pyrrolidiny, piperidiny, morpholiny and piperaziny groups. This heterocycloalkyl group can be substituted, in any position, by one or more (for example by 1 to 3) groups, identical to or
10 different from one another, chosen from halogen atoms and alkyl groups, alkoxy groups, -CF₃, -OCF₃;

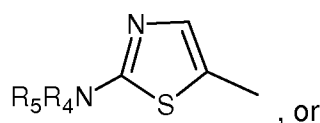
 - a cycloalkyl-alkyl group is understood to mean a cyclic alkyl group as defined above and linked to an alkyl group as defined above. Mention may be made, by way of examples, of the cyclopropyl-methyl group, cyclopropyl-ethyl group and cyclobutyl-methyl
15 group;

- an alkoxy group is understood to mean an -O-alkyl radical where the alkyl group is as defined above;

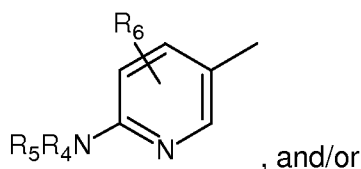
 - an alkoxyalkyl group is understood to mean a radical of formula alkyl-O-alkyl, where the alkyl groups, which are identical to or different from one another, are as
20 defined above.

According to the present invention, the following stand out:

- the compounds of Formula **(IA)** in which in formula **R₃** represents:



- the compounds of Formula **(IB)** in which **R₃** represents:



25

- the compounds of formula **(I)**, **(IA)** or **(IB)** in which **R₂** represents a -OCF₃ group, the other substituents being as defined for the compounds of Formula **(I)**.

In the formula **(I)**, **(IA)**, **(IB)**, the following in particular stand out, or any of their

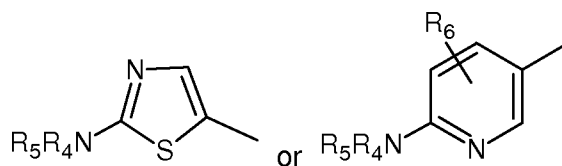
combination :

- **R₁** represents a hydrogen atom, a (CrC₆)alkyl group, a (C₃-C₇)cycloalkyl group, a (C₃-C₇)cycloalkyl-(Ci-C₆)alkyl group, a **Rb-O-Ra** group where **Rb** represents a (CrC₆)alkyl group and **Ra** represents a (CrC₆)alkyl group, or a **Rd-O-C(0)-O-Rc** where **Rd** represents a (C₁-C₆)alkyl group or a (C₃-C₇)cycloalkyl group and **Rc** represents a (CrC₆)alkyl group, or a **Rf-C(0)-O-Re** where **Re** represents a (C₁-C₆)alkyl group and **Rf** represents a (CrC₆)alkyl group, and/or

- **R₂** represents an halogen atom, -OH, -CN, or a (CrC₆)alkyl group, or a -O-(CrC₆)alkyl group, said alkyl groups being non-substituted or substituted by one or more halogen atom, identical to or different from one another, or a **Rg-O-Rh-O** group where **Rg** represents a (CrC₆)alkyl group and **Rh** represents a (C₁-C₆)alkyl group, and/or

- **R₂'** represents a hydrogen atom or a (CrC₆)alkyl group, and/or

- **R₃** represents:



and/or

- **R₄** and **R₅** represent, independently of one another, a (CrC₆)alkyl group or a (C₃-C₇)cycloalkyl group, and/or

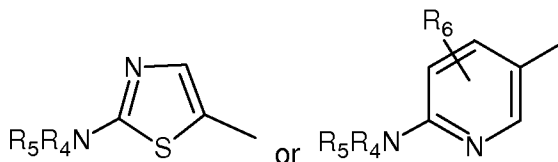
- or **R₄** and **R₅** together form, with the nitrogen atom to which they are attached, a 3 to 7 membered N-heterocycloalkyl group comprising from 1 to 2 heteroatoms chosen from nitrogen, oxygen and sulphur, said heterocycloalkyl group being non-substituted or substituted by one or more halogen atoms, and/or

- **R₆** represents a halogen atom, a hydrogen atom, a (CrC₆)alkyl group.

According to the present invention, preference is given to the compounds of formula (I) in which :

- **R₁** represents a hydrogen atom, a methyl, an ethyl, a propyl, an isopropyl, a butyl, an isobutyl, a cyclopentyl, a cyclopropylmethyl, a cyclobutylmethyl, a 2-methoxyethyl, a cyclohexyloxycarbonyloxymethyl, a 1-cyclohexyloxycarbonyloxymethyl, a 2,2-dimethylpropionyloxymethyl,

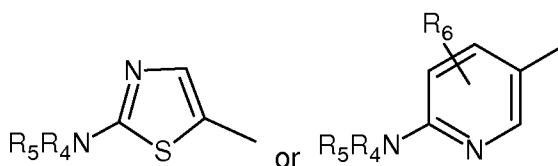
- R_2 represents a chlorine atom, a fluorine atom, -OH, -CN, a methyl, an ethyl, a methoxy, an ethoxy, -CF₃, -OCF₃, a 2-methoxyethoxy,
- R_2' represents a hydrogen atom, a methyl,
- R_3 represents:



- R_4 and R_5 represent, independently of one another, a methyl or a cyclobutyl,
- or R_4 and R_5 together form, with the nitrogen atom to which they are attached, a heterocycloalkyl group chosen from azetidin-1-yl or pyrrolidin-1-yl, said heterocycloalkyl group being non-substituted or substituted by one or two fluorine atoms,
- R_6 represents a hydrogen atom, a chlorine atom, a methyl.

According to the present invention, preference is particularly given to the compounds of formula (I) in which:

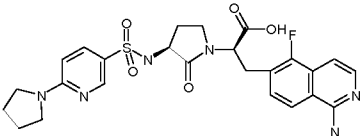
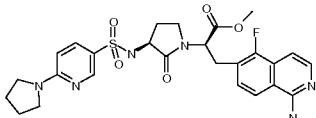
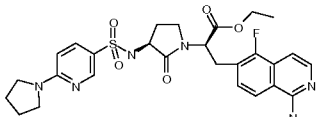
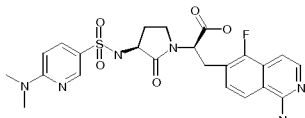
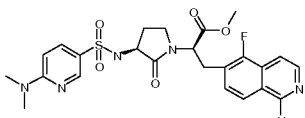
- R_1 represents a hydrogen atom or a methyl,
- R_2 represents a chlorine atom, -CF₃, -OCF₃,
- R_2' represents a hydrogen atom,
- R_3 represents:



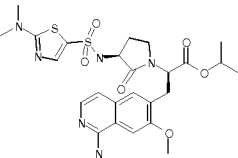
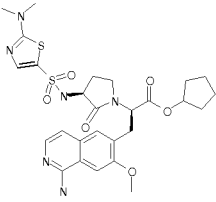
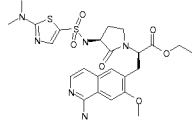
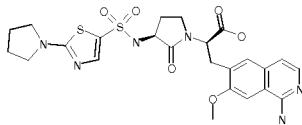
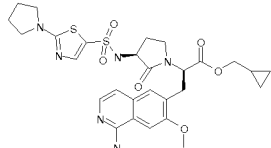
- R_4 and R_5 represent, independently of one another, a methyl,
- or R_4 and R_5 together form, with the nitrogen atom to which they are attached, a heterocycloalkyl group chosen from azetidin-1-yl or pyrrolidin-1-yl, said heterocycloalkyl group being non-substituted or substituted by one or two fluorine atoms,
- R_6 represents a hydrogen atom.

Among the compounds according to the invention, mention may in particular be made of the compounds hereinafter:

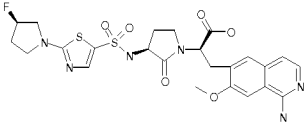
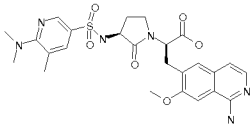
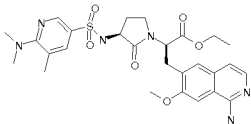
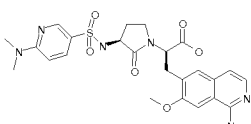
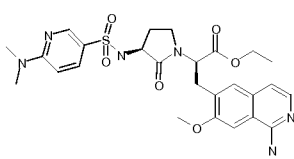
Table I

	IUPAC Name generated from AutoNom® (MDL, Elsevier)	Chemical Structure	IC 50	IC50
			(μ M)	(μ M)
			IXa	Xa
1	(R)-3-(1-Amino-5-fluoro-isoquinolin-6-yl)-2-[(S)-2-oxo-3-(6-pyrrolidin-1-yl-pyridine-3-sulfonylamino)-pyrrolidin-1-yl]-propionic acid		0.1	4.68
2	(R)-3-(1-Amino-5-fluoro-isoquinolin-6-yl)-2-[(S)-2-oxo-3-(6-pyrrolidin-1-yl-pyridine-3-sulfonylamino)-pyrrolidin-1-yl]-propionic acid methyl ester		>5	> 5
3	(R)-3-(1-Amino-5-fluoro-isoquinolin-6-yl)-2-[(S)-2-oxo-3-(6-pyrrolidin-1-yl-pyridine-3-sulfonylamino)-pyrrolidin-1-yl]-propionic acid ethyl ester		> 5	ND
4	(R)-3-(1-Amino-5-fluoro-isoquinolin-6-yl)-2-[(S)-3-(6-dimethylamino-pyridine-3-sulfonylamino)-2-oxo-pyrrolidin-1-yl]-propionic acid		0.17	ND
5	(R)-3-(1-Amino-5-fluoro-isoquinolin-6-yl)-2-[(S)-3-(6-dimethylamino-pyridine-3-sulfonylamino)-2-oxo-pyrrolidin-1-yl]-propionic acid methyl ester		ND	ND

	IUPAC Name generated from AutoNom® (MDL, Elsevier)	Chemical Structure	IC 50 (μ M) IXa	IC50 (μ M) Xa
6	(R)-3-(1-Amino-5-fluoro-isoquinolin-6-yl)-2-[(S)-3-(2-dimethylamino-thiazole-5-sulfonylamino)-2-oxo-pyrrolidin-1-yl]-propionic acid		0.16	0.20
7	(R)-3-(1 -Amino-7-methoxy-isoquinolin-6-yl)-2-[(S)-3-(2-dimethylamino-thiazole-5-sulfonylamino)-2-oxo-pyrrolidin-1-yl]-propionic acid		0.11	2
8	(R)-3-(1 -Amino-7-methoxy-isoquinolin-6-yl)-2-[(S)-3-(2-dimethylamino-thiazole-5-sulfonylamino)-2-oxo-pyrrolidin-1-yl]-propionic acid isobutyl ester		1.60	0.10
9	(R)-3-(1 -Amino-7-methoxy-isoquinolin-6-yl)-2-[(S)-3-(2-dimethylamino-thiazole-5-sulfonylamino)-2-oxo-pyrrolidin-1-yl]-propionic acid cyclopropylmethyl ester		0.76	0.029
10	(R)-3-(1 -Amino-7-methoxy-isoquinolin-6-yl)-2-[(S)-3-(2-dimethylamino-thiazole-5-sulfonylamino)-2-oxo-pyrrolidin-1-yl]-propionic acid cyclobutylmethyl ester		1.30	0.086

	IUPAC Name generated from AutoNom® (MDL, Elsevier)	Chemical Structure	IC 50 (μ M) IXa	IC50 (μ M) Xa
11	(R)-3-(1 -Amino-7-methoxy-isoquinolin-6-yl)-2-[(S)-3-(2-dimethylamino-thiazole-5-sulfonylamino)-2-oxo-pyrrolidin-1-yl]-propionic acid isopropyl ester		1.60	0.021
12	(R)-3-(1 -Amino-7-methoxy-isoquinolin-6-yl)-2-[(S)-3-(2-dimethylamino-thiazole-5-sulfonylamino)-2-oxo-pyrrolidin-1-yl]-propionic acid cyclopentyl ester		1.50	0.043
13	(R)-3-(1 -Amino-7-methoxy-isoquinolin-6-yl)-2-[(S)-3-(2-dimethylamino-thiazole-5-sulfonylamino)-2-oxo-pyrrolidin-1-yl]-propionic acid ethyl ester		1.60	0.021
14	(R)-3-(1 -Amino-7-methoxy-isoquinolin-6-yl)-2-[(S)-2-oxo-3-(2-pyrrolidin-1 -yl-thiazole-5-sulfonylamino)-pyrrolidin-1 -yl]-propionic acid		0.11	0.004
15	(R)-3-(1 -Amino-7-methoxy-isoquinolin-6-yl)-2-[(S)-2-oxo-3-(2-pyrrolidin-1 -yl-thiazole-5-sulfonylamino)-pyrrolidin-1 -yl]-propionic acid cyclopropylmethyl ester		0.78	0.12

	IUPAC Name generated from AutoNom® (MDL, Elsevier)	Chemical Structure	IC 50 (μM) IXa	IC50 (μM) Xa
16	(R)-3-(1 -Amino-7-methoxy- isoquinolin-6-yl)-2-[(S)-2-oxo-3- (2-pyrrolidin-1 -yl-thiazole-5- sulfonylamino)-pyrrolidin-1 -yl]- propionic acid ethyl ester		1.30	0.074
17	(R)-3-(1 -Amino-7-methoxy- isoquinolin-6-yl)-2-[(S)-3-[2-(3,3- difluoro-pyrrolidin-1 -yl)-thiazole- 5-sulfonylamino]-2-oxo- pyrrolidin-1 -yl}-propionic acid		0.070	0.017
18	(R)-3-(1 -Amino-7-methoxy- isoquinolin-6-yl)-2-[(S)-3-[2-(3,3- difluoro-pyrrolidin-1 -yl)-thiazole- 5-sulfonylamino]-2-oxo- pyrrolidin-1 -yl}-propionic acid ethyl ester		2.50	0.12
19	(R)-3-(1 -Amino-7-methoxy- isoquinolin-6-yl)-2-[(S)-3-[2-(3,3- difluoro-pyrrolidin-1 -yl)-thiazole- 5-sulfonylamino]-2-oxo- pyrrolidin-1 -yl}-propionic acid cyclopropylmethyl ester		1.10	1
20	(R)-3-(1 -Amino-7-methoxy- isoquinolin-6-yl)-2-[(S)-3-[2-(3,3- difluoro-pyrrolidin-1 -yl)-thiazole- 5-sulfonylamino]-2-oxo- pyrrolidin-1 -yl}-propionic acid isopropyl ester		1.50	0.63

	IUPAC Name generated from AutoNom® (MDL, Elsevier)	Chemical Structure	IC 50 (μ M)	IC50 (μ M)
			IXa	Xa
21	(R)-3-(1 -Amino-7-methoxy- isoquinolin-6-yl)-2-[(S)-3-[2-((R) - 3-fluoro-pyrrolidin-1 -yl)-thiazole- 5-sulfonylamino]-2-oxo- pyrrolidin-1 -yl]-propionic acid		0.14	0.008
22	(R)-3-(1 -Amino-7-methoxy- isoquinolin-6-yl)-2-[(S)-3-(6- dimethylamino-5-methyl- pyridine-3-sulfonylamino)-2-oxo- - pyrrolidin-1 -yl]-propionic acid		0.15	0.073
23	(R)-3-(1 -Amino-7-methoxy- isoquinolin-6-yl)-2-[(S)-3-(6- dimethylamino-5-methyl- pyridine-3-sulfonylamino)-2-oxo- - pyrrolidin-1 -yl]-propionic acid ethyl ester		> 5	1.60
24	(R)-3-(1 -Amino-7-methoxy- isoquinolin-6-yl)-2-[(S)-3-(6- dimethylamino-pyridine-3- sulfonylamino)-2-oxo-pyrrolidin- 1-yl]-propionic acid		0.14	0.002
25	(R)-3-(1 -Amino-7-methoxy- isoquinolin-6-yl)-2-[(S)-3-(6- dimethylamino-pyridine-3- sulfonylamino)-2-oxo-pyrrolidin- 1-yl]-propionic acid ethyl ester		1.10	0.097

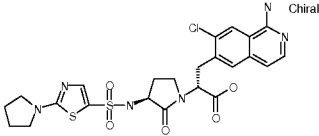
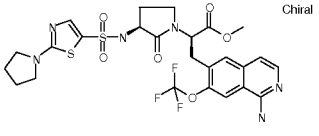
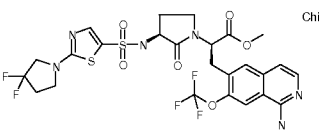
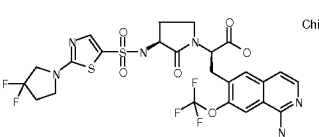
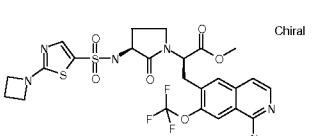
	IUPAC Name generated from AutoNom® (MDL, Elsevier)	Chemical Structure	IC 50 (μ M)	IC50 (μ M)
			IXa	Xa
26	(R)-3-(1 -Amino-7-methoxy- isoquinolin-6-yl)-2-[(S)-3-(5- chloro-6-dimethylamino- pyridine-3-sulfonylamino)-2-oxo- pyrrolidin-1 -yl]-propionic acid		0.12	0.10
27	(R)-3-(1 -Amino-7-methoxy- isoquinolin-6-yl)-2-[(S)-3-(5- chloro-6-dimethylamino- pyridine-3-sulfonylamino)-2-oxo- pyrrolidin-1 -yl]-propionic acid ethyl ester		ND	ND
28	(R)-3-(1 -Amino-7-methyl- isoquinolin-6-yl)-2-[(S)-3-(2- dimethylamino-thiazole-5- sulfonylamino)-2-oxo-pyrrolidin- 1-yl]-propionic acid		0.15	0.034
29	(R)-3-(1 -Amino-7-methyl- isoquinolin-6-yl)-2-[(S)-2-oxo-3- (2-pyrrolidin-1 -yl-thiazole-5- sulfonylamino)-pyrrolidin-1 -yl]- propionic acid		0.19	0.15
30	(R)-3-(1-Amino-7-ethyl- isoquinolin-6-yl)-2-[(S)-3-(2- dimethylamino-thiazole-5- sulfonylamino)-2-oxo-pyrrolidin- 1-yl]-propionic acid		0.15	0.012

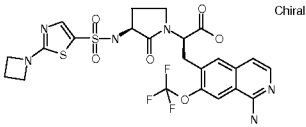
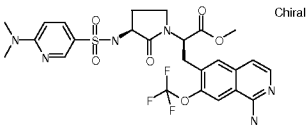
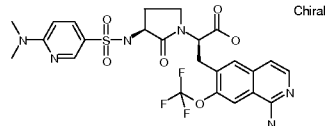
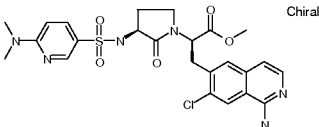
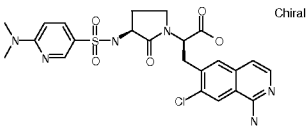
	IUPAC Name generated from AutoNom® (MDL, Elsevier)	Chemical Structure	IC 50 (μ M) IXa	IC50 (μ M) Xa
31	(R)-3-(1-Amino-7-ethyl- isoquinolin-6-yl)-2-[(S)-3-(2- dimethylamino-thiazole-5- sulfonylamino)-2-oxo-pyrrolidin- 1-yl]-propionic acid ethyl ester		2.90	ND
32	(R)-3-(1-Amino-7-ethyl- isoquinolin-6-yl)-2-[(S)-2-oxo-3- (2-pyrrolidin-1 -yl-thiazole-5- sulfonylamino)-pyrrolidin-1 -yl]- propionic acid		0.18	0.048
33	(R)-3-(1-Amino-7-ethyl- isoquinolin-6-yl)-2-[(S)-2-oxo-3- (2-pyrrolidin-1 -yl-thiazole-5- sulfonylamino)-pyrrolidin-1 -yl]- propionic acid ethyl ester		>5	ND
34	(R)-3-(1-Amino-7-ethyl- isoquinolin-6-yl)-2-[(S)-3-(6- dimethylamino-pyridine-3- sulfonylamino)-2-oxo-pyrrolidin- 1-yl]-propionic acid		ND	0.032
35	(R)-3-(1-Amino-7-ethyl- isoquinolin-6-yl)-2-[(S)-3-(6- dimethylamino-pyridine-3- sulfonylamino)-2-oxo-pyrrolidin- 1-yl]-propionic acid ethyl ester		ND	ND
36	(R)-3-(1-Amino-7-ethyl- isoquinolin-6-yl)-2-[(S)-2-oxo-3- (6-pyrrolidin-1 -yl-pyridine-3- sulfonylamino)-pyrrolidin-1 -yl]- propionic acid		0.15	0.47

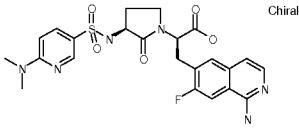
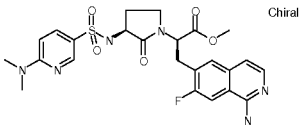
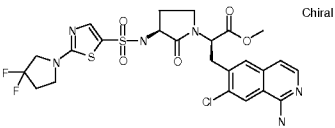
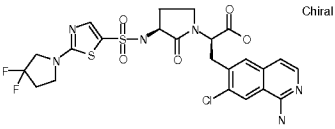
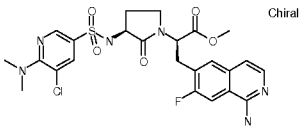
	IUPAC Name generated from AutoNom® (MDL, Elsevier)	Chemical Structure	IC 50 (μ M) IXa	IC50 (μ M) Xa
37	(R)-3-(1-Amino-7-ethyl- isoquinolin-6-yl)-2-[(S)-2-oxo-3- (6-pyrrolidin-1 -yl-pyridine-3- sulfonylamino)-pyrrolidin-1 -yl]- propionic acid ethyl ester		ND	ND
38	(R)-3-(1-Amino-7-ethyl- isoquinolin-6-yl)-2-[(S)-3-(5- chloro-6-dimethylamino- pyridine-3-sulfonylamino)-2-oxo-- pyrrolidin-1 -yl]-propionic acid		ND	ND
39	(R)-3-(1-Amino-7-ethyl- isoquinolin-6-yl)-2-[(S)-3-(5- chloro-6-dimethylamino- pyridine-3-sulfonylamino)-2-oxo-- pyrrolidin-1 -yl]-propionic acid ethyl ester		ND	ND
40	(R)-3-(1-Amino-7-fluoro- isoquinolin-6-yl)-2-[(S)-3-(2- dimethylamino-thiazole-5- sulfonylamino)-2-oxo-pyrrolidin- 1-yl]-propionic acid		0.10	0.022
41	(R)-3-(1-Amino-7-fluoro- isoquinolin-6-yl)-2-[(S)-2-oxo-3- (2-pyrrolidin-1 -yl-thiazole-5- sulfonylamino)-pyrrolidin-1 -yl]- propionic acid		0.12	0.047

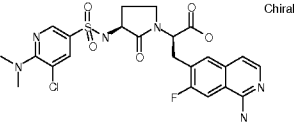
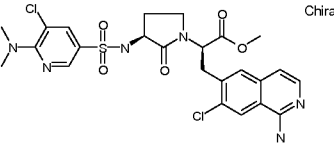
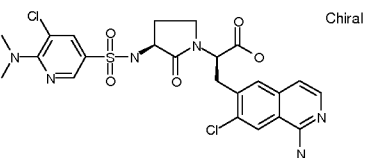
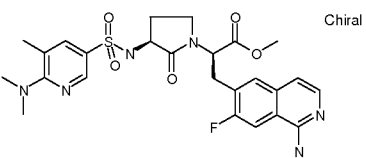
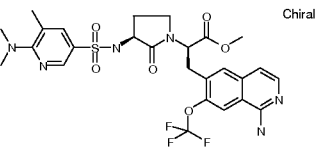
	IUPAC Name generated from AutoNom® (MDL, Elsevier)	Chemical Structure	IC 50 (μ M) IXa	IC50 (μ M) Xa
42	(R)-3-(1-Amino-7-fluoro- isoquinolin-6-yl)-2-[(S)-3-[2-(3,3 - difluoro-pyrrolidin-1 -yl)-thiazole- 5-sulfonylamino]-2-oxo- pyrrolidin-1 -yl]-propionic acid		0.12	1.20
43	(R)-3-(1-Amino-7- trifluoromethoxy-isoquinolin-6- yl)-2-[(S)-3-(2-dimethylamino- thiazole-5-sulfonylamino)-2-oxo- pyrrolidin-1 -yl]-propionic acid methyl ester		0.53	0.060
44	(R)-3-(1-Amino-7- trifluoromethoxy-isoquinolin-6- yl)-2-[(S)-3-(2-dimethylamino- thiazole-5-sulfonylamino)-2-oxo- pyrrolidin-1 -yl]-propionic acid		0.12	0.014
45	(R)-3-(1 -Amino-7-ethoxy- isoquinolin-6-yl)-2-[(S)-3-(2- dimethylamino-thiazole-5- sulfonylamino)-2-oxo-pyrrolidin- 1-yl]-propionic acid		0.16	0.067
46	(R)-3-(1 -Amino-7-ethoxy- isoquinolin-6-yl)-2-[(S)-2-oxo-3- (2-pyrrolidin-1 -yl-thiazole-5- sulfonylamino)-pyrrolidin-1 -yl]- propionic acid		0.13	0.0084

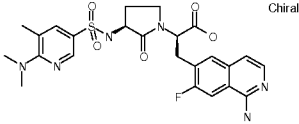
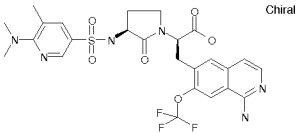
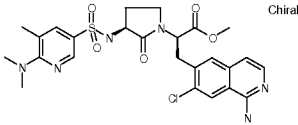
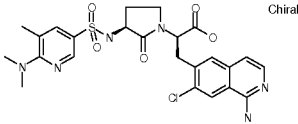
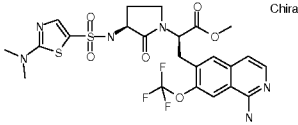
	IUPAC Name generated from AutoNom® (MDL, Elsevier)	Chemical Structure	IC 50 (μM) IXa	IC50 (μM) Xa
47	(R)-3-(1 -Amino-7-ethoxy- isoquinolin-6-yl)-2-[(S)-3-[2-(3,3- difluoro-pyrrolidin-1 -yl)-thiazole- 5-sulfonylamino]-2-oxo- pyrrolidin-1 -yl]-propionic acid		0.16	0.19
48	(R)-3-(1 -Amino-7-hydroxy- isoquinolin-6-yl)-2-[(S)-3-(6- dimethylamino-pyridine-3- sulfonylamino)-2-oxo-pyrrolidin- 1-yl]-propionic acid		ND	0.0064
49	(R)-3-(1 -Amino-7-chloro- isoquinolin-6-yl)-2-[(S)-3-[2- (cyclobutyl-methyl-amino)- thiazole-5-sulfonylamino]-2-oxo- pyrrolidin-1 -yl]-propionic acid		0.13	0.27
50	(R)-3-(1 -Amino-7-chloro- isoquinolin-6-yl)-2-[(S)-3-(2- dimethylamino-thiazole-5- sulfonylamino)-2-oxo-pyrrolidin- 1-yl]-propionic acid		0.16	0.005
51	(R)-3-(1 -Amino-7-chloro- isoquinolin-6-yl)-2-[(S)-3-(2- dimethylamino-thiazole-5- sulfonylamino)-2-oxo-pyrrolidin- 1-yl]-propionic acid methyl ester		1.53	0.24
52	(R)-3-(1 -Amino-7-chloro- isoquinolin-6-yl)-2-[(S)-2-oxo-3- (2-pyrrolidin-1 -yl-thiazole-5- sulfonylamino)-pyrrolidin-1 -yl]- propionic acid methyl ester		2.08	0.41

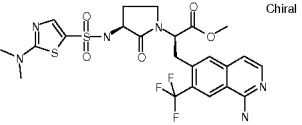
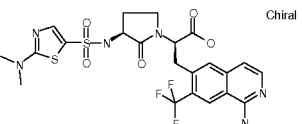
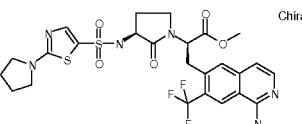
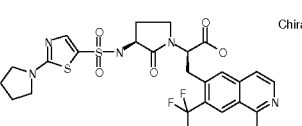
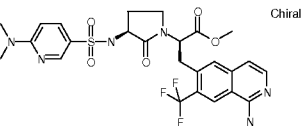
	IUPAC Name generated from AutoNom® (MDL, Elsevier)	Chemical Structure	IC 50 (μ M)	IC50 (μ M)
			IXa	Xa
53	(R)-3-(1-Amino-7-chloro-isoquinolin-6-yl)-2-[(S)-2-oxo-3-(2-pyrrolidin-1-yl-thiazole-5-sulfonylamino)-pyrrolidin-1-yl]-propionic acid		0.084	0.027
54	(R)-3-(1-Amino-7-trifluoromethoxy-isoquinolin-6-yl)-2-[(S)-2-oxo-3-(2-pyrrolidin-1-yl-thiazole-5-sulfonylamino)-pyrrolidin-1-yl]-propionic acid methyl ester		1.09	1.12
55	(R)-3-(1-Amino-7-trifluoromethoxy-isoquinolin-6-yl)-2-[(S)-3-[2-(3,3-difluoro-pyrrolidin-1-yl)-thiazole-5-sulfonylamino]-2-oxo-pyrrolidin-1-yl]-propionic acid methyl ester		0.55	6.12
56	(R)-3-(1-Amino-7-trifluoromethoxy-isoquinolin-6-yl)-2-[(S)-3-[2-(3,3-difluoro-pyrrolidin-1-yl)-thiazole-5-sulfonylamino]-2-oxo-pyrrolidin-1-yl]-propionic acid		0.076	0.56
57	(R)-3-(1-Amino-7-trifluoromethoxy-isoquinolin-6-yl)-2-[(S)-3-(2-azetidin-1-yl-thiazole-5-sulfonylamino)-2-oxo-pyrrolidin-1-yl]-propionic acid methyl ester		2.64	1.97

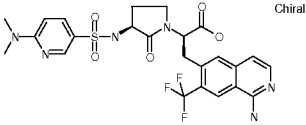
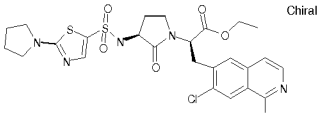
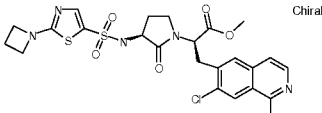
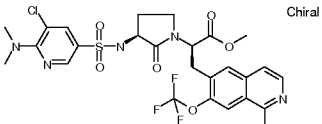
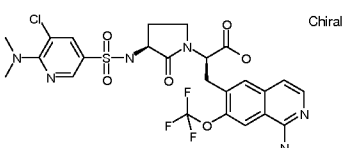
	IUPAC Name generated from AutoNom® (MDL, Elsevier)	Chemical Structure	IC 50 (μ M) IXa	IC50 (μ M) Xa
58	(R)-3-(1-Amino-7-trifluoromethoxy-isoquinolin-6-yl)-2-[(S)-3-(2-azetidin-1-yl-thiazole-5-sulfonylamino)-2-oxo-pyrrolidin-1-yl]-propionic acid		0.14	0.035
59	(R)-3-(1-Amino-7-trifluoromethoxy-isoquinolin-6-yl)-2-[(S)-3-(6-dimethylamino-pyridine-3-sulfonylamino)-2-oxo-pyrrolidin-1-yl]-propionic acid methyl ester		2.05	1.09
60	(R)-3-(1-Amino-7-trifluoromethoxy-isoquinolin-6-yl)-2-[(S)-3-(6-dimethylamino-pyridine-3-sulfonylamino)-2-oxo-pyrrolidin-1-yl]-propionic acid		0.13	0.034
61	(R)-3-(1-Amino-7-chloro-isoquinolin-6-yl)-2-[(S)-3-(6-dimethylamino-pyridine-3-sulfonylamino)-2-oxo-pyrrolidin-1-yl]-propionic acid methyl ester		5.60	0.47
62	(R)-3-(1-Amino-7-chloro-isoquinolin-6-yl)-2-[(S)-3-(6-dimethylamino-pyridine-3-sulfonylamino)-2-oxo-pyrrolidin-1-yl]-propionic acid		0.092	0.016

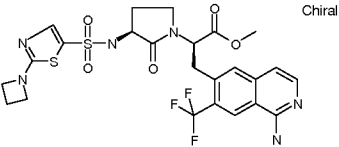
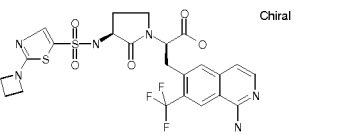
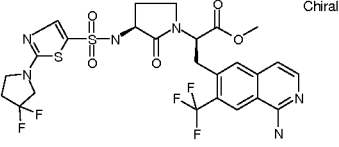
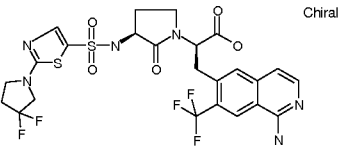
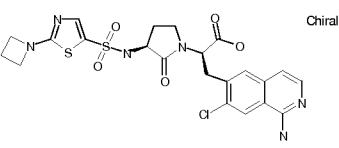
	IUPAC Name generated from AutoNom® (MDL, Elsevier)	Chemical Structure	IC 50 (μ M)	IC50 (μ M)
			IXa	Xa
63	(R)-3-(1-Amino-7-fluoro-isoquinolin-6-yl)-2-[(S)-3-(6-dimethylamino-pyridine-3-sulfonylamino)-2-oxo-pyrrolidin-1-yl]-propionic acid		0.11	0.042
64	(R)-3-(1-Amino-7-fluoro-isoquinolin-6-yl)-2-[(S)-3-(6-dimethylamino-pyridine-3-sulfonylamino)-2-oxo-pyrrolidin-1-yl]-propionic acid methyl ester		0.62	0.40
65	(R)-3-(1 -Amino-7-chloro-isoquinolin-6-yl)-2-[(S)-3-[2-(3,3-difluoro-pyrrolidin-1 -yl)-thiazole-5-sulfonylamino]-2-oxo-pyrrolidin-1 -yl]-propionic acid methyl ester		3.68	5.50
66	(R)-3-(1 -Amino-7-chloro-isoquinolin-6-yl)-2-[(S)-3-[2-(3,3-difluoro-pyrrolidin-1 -yl)-thiazole-5-sulfonylamino]-2-oxo-pyrrolidin-1 -yl]-propionic acid		0.11	0.19
67	(R)-3-(1-Amino-7-fluoro-isoquinolin-6-yl)-2-[(S)-3-(5-chloro-6-dimethylamino-pyridine-3-sulfonylamino)-2-oxo-pyrrolidin-1 -yl]-propionic acid methyl ester		0.67	3.85 (I _{max} 73%)

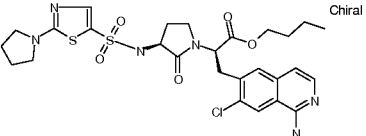
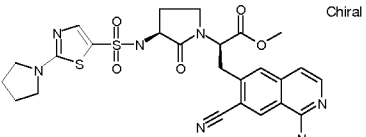
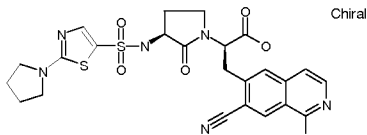
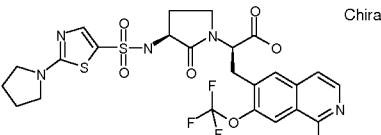
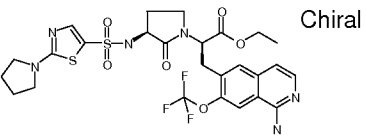
	IUPAC Name generated from AutoNom® (MDL, Elsevier)	Chemical Structure	IC 50 (μ M)	IC50 (μ M)
			IXa	Xa
68	(R)-3-(1-Amino-7-fluoro-isoquinolin-6-yl)-2-[(S)-3-(5-chloro-6-dimethylamino-pyridine-3-sulfonylamino)-2-oxo-pyrrolidin-1-yl]-propionic acid		0.29	1.91 (I _{max} 81%)
69	(R)-3-(1-Amino-7-chloro-isoquinolin-6-yl)-2-[(S)-3-(5-chloro-6-dimethylamino-pyridine-3-sulfonylamino)-2-oxo-pyrrolidin-1-yl]-propionic acid methyl ester		>2	3.85 (I _{max} 73%)
70	(R)-3-(1-Amino-7-chloro-isoquinolin-6-yl)-2-[(S)-3-(5-chloro-6-dimethylamino-pyridine-3-sulfonylamino)-2-oxo-pyrrolidin-1-yl]-propionic acid		0.27	0.59
71	(R)-3-(1-Amino-7-fluoro-isoquinolin-6-yl)-2-[(S)-3-(6-dimethylamino-5-methyl-pyridine-3-sulfonylamino)-2-oxo-pyrrolidin-1-yl]-propionic acid methyl ester		>2	ND
72	(R)-3-(1-Amino-7-trifluoromethoxy-isoquinolin-6-yl)-2-[(S)-3-(6-dimethylamino-5-methyl-pyridine-3-sulfonylamino)-2-oxo-pyrrolidin-1-yl]-propionic acid methyl ester		>2	5.42 (I _{max} 71%)

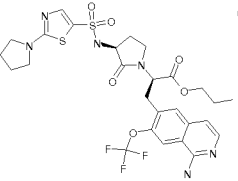
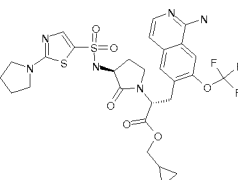
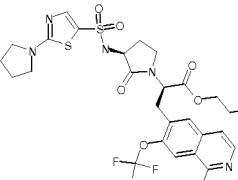
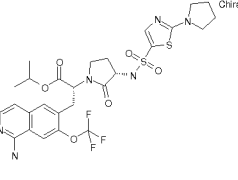
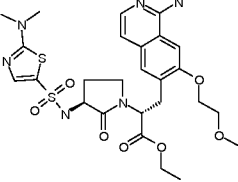
	IUPAC Name generated from AutoNom® (MDL, Elsevier)	Chemical Structure	IC 50 (μ M) IXa	IC50 (μ M) Xa
73	(R)-3-(1-Amino-7-fluoro-isoquinolin-6-yl)-2-[(S)-3-(6-dimethylamino-5-methyl-pyridine-3-sulfonylamino)-2-oxo-pyrrolidin-1-yl]-propionic acid		0.35	2.77 (I _{max} 80%)
74	(R)-3-(1-Amino-7-trifluoromethoxy-isoquinolin-6-yl)-2-[(S)-3-(6-dimethylamino-5-methyl-pyridine-3-sulfonylamino)-2-oxo-pyrrolidin-1-yl]-propionic acid		0.10	0.81
75	(R)-3-(1-Amino-7-chloro-isoquinolin-6-yl)-2-[(S)-3-(6-dimethylamino-5-methyl-pyridine-3-sulfonylamino)-2-oxo-pyrrolidin-1-yl]-propionic acid methyl ester		>2	ND
76	(R)-3-(1-Amino-7-chloro-isoquinolin-6-yl)-2-[(S)-3-(6-dimethylamino-5-methyl-pyridine-3-sulfonylamino)-2-oxo-pyrrolidin-1-yl]-propionic acid		0.23	0.65
77	(R)-3-(1-Amino-7-trifluoromethoxy-isoquinolin-6-yl)-2-[(S)-3-(2-dimethylamino-thiazole-5-sulfonylamino)-2-oxo-pyrrolidin-1-yl]-propionic acid methyl ester		0.75	0.11

	IUPAC Name generated from AutoNom® (MDL, Elsevier)	Chemical Structure	IC 50 (μ M)	IC50 (μ M)
			IXa	Xa
78	(R)-3-(1-Amino-7-trifluoromethyl-isoquinolin-6-yl)-2-[(S)-3-(2-dimethylamino-thiazole-5-sulfonylamino)-2-oxo-pyrrolidin-1 -yl]-propionic acid methyl ester		1.89	0.80
79	(R)-3-(1-Amino-7-trifluoromethyl-isoquinolin-6-yl)-2-[(S)-3-(2-dimethylamino-thiazole-5-sulfonylamino)-2-oxo-pyrrolidin-1 -yl]-propionic acid		0.070	0.033
80	(R)-3-(1-Amino-7-trifluoromethyl-isoquinolin-6-yl)-2-[(S)-2-oxo-3-(2-pyrrolidin-1 -yl)-thiazole-5-sulfonylamino]-pyrrolidin-1 -yl]-propionic acid methyl ester		2.32, Imax 64%	3.23, Imax 63%
81	(R)-3-(1-Amino-7-trifluoromethyl-isoquinolin-6-yl)-2-[(S)-2-oxo-3-(2-pyrrolidin-1 -yl)-thiazole-5-sulfonylamino]-pyrrolidin-1 -yl]-propionic acid		0.086	0.37
82	(R)-3-(1-Amino-7-trifluoromethyl-isoquinolin-6-yl)-2-[(S)-3-(6-dimethylamino-pyridine-3-sulfonylamino)-2-oxo-pyrrolidin-1 -yl]-propionic acid methyl ester		2.42, Imax 59%	2.43, Imax 69%

	IUPAC Name generated from AutoNom® (MDL, Elsevier)	Chemical Structure	IC 50 (μ M) IXa	IC50 (μ M) Xa
83	(R)-3-(1-Amino-7-trifluoromethyl-isoquinolin-6-yl)-2-[(S)-3-(6-dimethylamino-pyridine-3-sulfonylamino)-2-oxo-pyrrolidin-1-yl]-propionic acid		0.069	0.24
84	(R)-3-(1-Amino-7-chloro-isoquinolin-6-yl)-2-[(S)-2-oxo-3-(2-pyrrolidin-1-yl-thiazole-5-sulfonylamino)-pyrrolidin-1-yl]-propionic acid ethyl ester		3.59, I _{max} = 60%	0.94
85	(R)-3-(1-Amino-7-chloro-isoquinolin-6-yl)-2-[(S)-3-(2-azetidin-1-yl-thiazole-5-sulfonylamino)-2-oxo-pyrrolidin-1-yl]-propionic acid methyl ester		3.32, I _{max} = 63%	0.78
86	(R)-3-(1-Amino-7-trifluoromethoxy-isoquinolin-6-yl)-2-[(S)-3-(5-chloro-6-dimethylamino-pyridine-3-sulfonylamino)-2-oxo-pyrrolidin-1-yl]-propionic acid methyl ester		3.1, I _{max} 50%	2.84, I _{max} 43%
87	(R)-3-(1-Amino-7-trifluoromethoxy-isoquinolin-6-yl)-2-[(S)-3-(5-chloro-6-dimethylamino-pyridine-3-sulfonylamino)-2-oxo-pyrrolidin-1-yl]-propionic acid		0.11	1.65, I _{max} 85%

	IUPAC Name generated from AutoNom® (MDL, Elsevier)	Chemical Structure	IC 50 (μ M) IXa	IC50 (μ M) Xa
88	(R)-3-(1-Amino-7-trifluoromethyl-isoquinolin-6-yl)-2-[(S)-3-(2-azetidin-1-yl-thiazole-5-sulfonylamino)-2-oxo-pyrrolidin-1-yl]-propionic acid methyl ester		4.30, I _{max} 46%	3.08, I _{max} 58%
89	(R)-3-(1-Amino-7-trifluoromethyl-isoquinolin-6-yl)-2-[(S)-3-(2-azetidin-1-yl-thiazole-5-sulfonylamino)-2-oxo-pyrrolidin-1-yl]-propionic acid		0.19	0.56
90	(R)-3-(1-Amino-7-trifluoromethyl-isoquinolin-6-yl)-2-{(S)-3-[2-(3,3-difluoro-pyrrolidin-1-yl)-thiazole-5-sulfonylamino]-2-oxo-pyrrolidin-1-yl}-propionic acid methyl ester		2.05, I _{max} =41 %	ND
91	(R)-3-(1-Amino-7-trifluoromethyl-isoquinolin-6-yl)-2-{(S)-3-[2-(3,3-difluoro-pyrrolidin-1-yl)-thiazole-5-sulfonylamino]-2-oxo-pyrrolidin-1-yl}-propionic acid		0.12	2.18, I _{max} = 68%
92	(R)-3-(1-Amino-7-chloro-isoquinolin-6-yl)-2-[(S)-3-(2-azetidin-1-yl-thiazole-5-sulfonylamino)-2-oxo-pyrrolidin-1-yl]-propionic acid		0.12	0.019

	IUPAC Name generated from AutoNom® (MDL, Elsevier)	Chemical Structure	IC 50	IC50
			(μ M)	(μ M)
			IXa	Xa
93	(R)-3-(1-Amino-7-chloro-isoquinolin-6-yl)-2-[(S)-2-oxo-3-(2-pyrrolidin-1-yl-thiazole-5-sulfonylamino)-pyrrolidin-1-yl]-propionic acid butyl ester		2.112, I _{max} = 63%	1.0
94	(R)-3-(1-Amino-7-cyano-isoquinolin-6-yl)-2-[(S)-2-oxo-3-(2-pyrrolidin-1-yl-thiazole-5-sulfonylamino)-pyrrolidin-1-yl]-propionic acid methyl ester		2.56, I _{max} = 58%	1.06
95	(R)-3-(1-Amino-7-cyano-isoquinolin-6-yl)-2-[(S)-2-oxo-3-(2-pyrrolidin-1-yl-thiazole-5-sulfonylamino)-pyrrolidin-1-yl]-propionic acid		0.080	0.025
96	(R)-3-(1-Amino-7-trifluoromethoxy-isoquinolin-6-yl)-2-[(S)-2-oxo-3-(2-pyrrolidin-1-yl-thiazole-5-sulfonylamino)-pyrrolidin-1-yl]-propionic acid		0.083	0.042
97	(R)-3-(1-Amino-7-trifluoromethoxy-isoquinolin-6-yl)-2-[(S)-2-oxo-3-(2-pyrrolidin-1-yl-thiazole-5-sulfonylamino)-pyrrolidin-1-yl]-propionic acid ethyl ester		ND	ND

	IUPAC Name generated from AutoNom® (MDL, Elsevier)	Chemical Structure	IC 50 (μM) IXa	IC50 (μM) Xa
98	(R)-3-(1-Amino-7-trifluoromethoxy-isoquinolin-6-yl)-2-[(S)-2-oxo-3-(2-pyrrolidin-1-yl-thiazole-5-sulfonylamino)-pyrrolidin-1-yl]-propionic acid propyl ester		ND	ND
99	(R)-3-(1-Amino-7-trifluoromethoxy-isoquinolin-6-yl)-2-[(S)-2-oxo-3-(2-pyrrolidin-1-yl-thiazole-5-sulfonylamino)-pyrrolidin-1-yl]-propionic acid cyclopropylmethyl ester		ND	ND
100	(R)-3-(1-Amino-7-trifluoromethoxy-isoquinolin-6-yl)-2-[(S)-2-oxo-3-(2-pyrrolidin-1-yl-thiazole-5-sulfonylamino)-pyrrolidin-1-yl]-propionic acid butyl ester		ND	ND
101	(R)-3-(1-Amino-7-trifluoromethoxy-isoquinolin-6-yl)-2-[(S)-2-oxo-3-(2-pyrrolidin-1-yl-thiazole-5-sulfonylamino)-pyrrolidin-1-yl]-propionic acid isopropyl ester		ND	ND
102	(R)-3-[1-Amino-7-(2-methoxyethoxy)-isoquinolin-6-yl]-2-[(S)-3-(2-dimethylamino-thiazole-5-sulfonylamino)-2-oxo-pyrrolidin-1-yl]-propionic acid ethyl ester		3.80	0.037

	IUPAC Name generated from AutoNom® (MDL, Elsevier)	Chemical Structure	IC 50 (μ M) IXa	IC50 (μ M) Xa
103	(R)-3-[1-Amino-7-(2-methoxy-ethoxy)-isoquinolin-6-yl]-2-[(S)-3-(2-dimethylamino-thiazole-5-sulfonylamino)-2-oxo-pyrrolidin-1-yl]-propionic acid		0.17	0.0014
104	(R)-3-(1-Amino-5-fluoro-3-methyl-isoquinolin-6-yl)-2-[(S)-2-oxo-3-(6-pyrrolidin-1-yl-pyridine-3-sulfonylamino)-pyrrolidin-1-yl]-propionic acid		ND	ND
105	(R)-3-(1-Amino-5-fluoro-3-methyl-isoquinolin-6-yl)-2-[(S)-2-oxo-3-(6-pyrrolidin-1-yl-pyridine-3-sulfonylamino)-pyrrolidin-1-yl]-propionic acid methyl ester		ND	ND
106	(R)-3-(1-Amino-7-trifluoromethoxy-isoquinolin-6-yl)-2-[(S)-2-oxo-3-(2-pyrrolidin-1-yl-thiazole-5-sulfonylamino)-pyrrolidin-1-yl]-propionic acid 2-methoxy-ethyl ester		ND	ND
107	(R)-3-(1-Amino-7-trifluoromethoxy-isoquinolin-6-yl)-2-[(S)-2-oxo-3-(2-pyrrolidin-1-yl-thiazole-5-sulfonylamino)-pyrrolidin-1-yl]-propionic acid 2,2-dimethyl-propionyloxymethyl ester		ND	ND

	IUPAC Name generated from AutoNom® (MDL, Elsevier)	Chemical Structure	IC 50 (μ M)	IC50 (μ M)
			IXa	Xa
108	(R)-3-(1-Amino-7-trifluoromethoxy-isoquinolin-6-yl)-2-[(S)-2-oxo-3-(2-pyrrolidin-1-yl-thiazole-5-sulfonylamino)-pyrrolidin-1-yl]-propionic acid 1-cyclohexyloxycarbonyloxy-ethyl ester		ND	ND
109	(R)-3-(1-Amino-7-trifluoromethoxy-isoquinolin-6-yl)-2-[(S)-2-oxo-3-(2-pyrrolidin-1-yl-thiazole-5-sulfonylamino)-pyrrolidin-1-yl]-propionic acid cyclohexyloxycarbonyloxymethyl ester		ND	ND
110	(2R)-3-[1-amino-7-(trifluoromethoxy)isoquinolin-6-yl]-2-[(3S)-2-oxo-3-[(2-pyrrolidin-1-yl-1,3-thiazol-5-yl)sulfonyl]amino}pyrrolidin-1-yl]propionic acid methoxymethyl ester		ND	ND

as well as their enantiomers, diastereoisomers and their mixtures, and the pharmaceutically acceptable salts thereof.

- 5 According to a further object, the present invention concerns the process of preparation of the compounds of formula (I) of the invention.

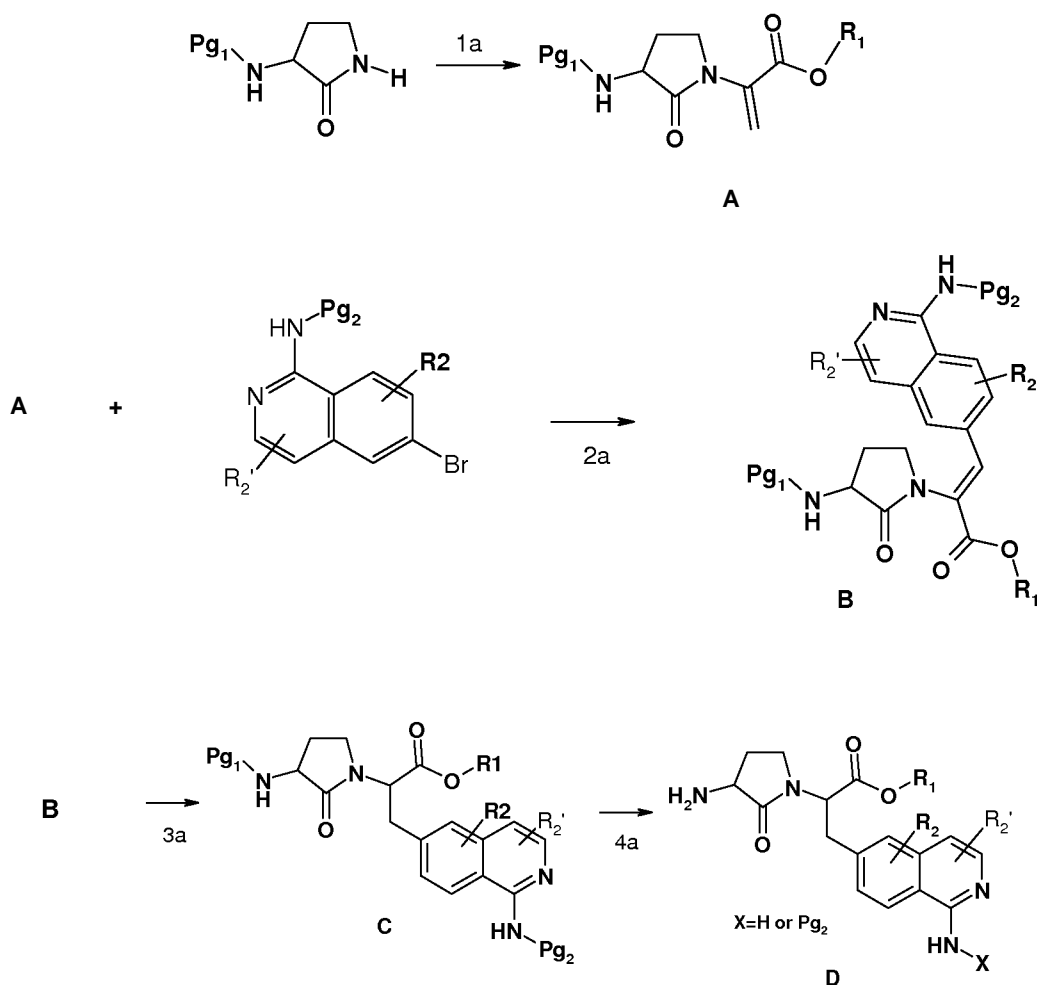
In that which follows, **Pg**, **Pgi** and **Pg₂** are protective groups. Said protective groups are to be understood to mean a group which makes it possible, on the one hand, to protect a

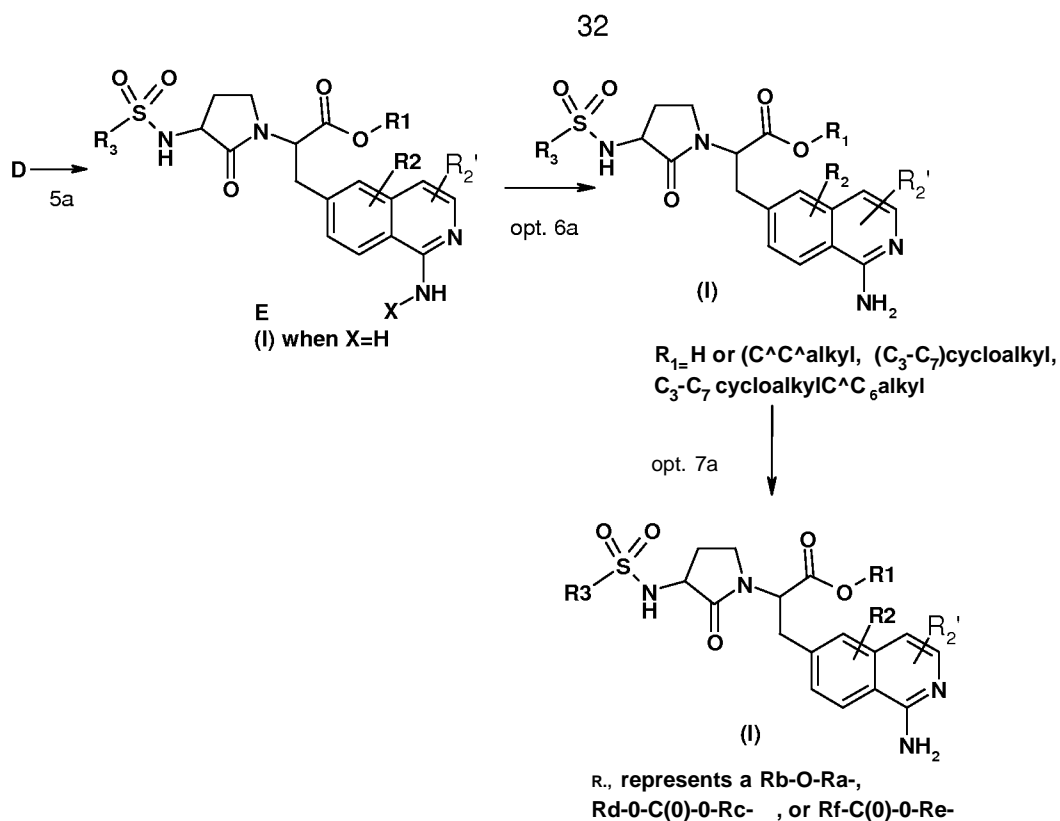
reactive functional group, such as a hydroxyl or an amine, during a synthesis and, on the other hand, to regenerate the reactive functional group intact at the end of the synthesis. Examples of protective groups and also of methods for protection and deprotection are given in "Protective Groups in Organic Synthesis", Green *et al.*, 4th Edition (John Wiley & Sons Inc., New York), 2007.

In accordance with the invention, the compounds of general formula (I) can be prepared according to the process presented in Scheme 1.

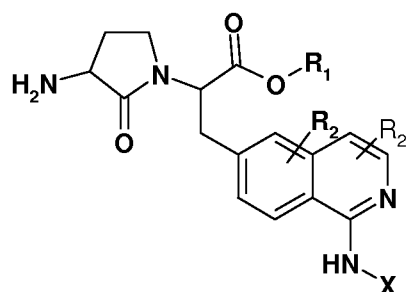
In Scheme 1, an aminopyrrolidinone is used as starting material.

10 **Scheme 1:**





The process of the invention of the preparation of a compound of formula (I) may comprise the step of reacting a compound of formula (D):



(D)

with a compound of formula R₃-SO₂-Hal,

where R₁ is H, alkyl, cycloalkyl or cycloalkylalkyl-, R₂, R₂' and R₃ are defined as in formula (I) and X represents either H or Pg₂, where Pg₂ is an amino protective group such as triphenylmethyl (trityl) and Hal is a halogen atom, preferably Cl;

optionally followed by:

- deprotection of Pg₂, where X represents Pg₂; and/or
- optional hydrolysis of R₁ in order to obtain the corresponding compound of formula

(I) with R_i being H, this hydrolysis being optionally followed by an esterification with the corresponding R_1 -Hal where Hal is a halogen atom such as Cl, to obtain the corresponding compounds of formula (I) with alternative R_1 ; or

- optional transesterification of R_1 with the corresponding R_1 -OH, in the presence of an alkoxide.

The above esterification may be appropriate in particular to obtain compounds of formula (I) with R_1 is Rb-O-Ra-, Rd-O-C(=O)-O-Rc- or Rf-C(=O)-O-Re-.

- 10 The process of the invention may also comprise the further step of isolating the desired compound.

Particular embodiments of the process of the invention are described below.

Particular embodiment for step 1a.

- 15 The aminopyrrolidinone, for example the (S)-aminopyrrolidinone, the primary amine functional group of which is protected by a group P_{gi} (such as a tert-butyl or benzyl carbamate), can be condensed with an alkylpropiolate, a cycloalkylpropiolate or a cycloalkylalkyl-propiolate in order to result in the 2-pyrrolidinoacrylate of structure A, in which R_1 represents an alkyl, a cycloalkyl or a cycloalkylalkyl- group (contributed by the alkyl-, cycloalkyl- or cycloalkylalkyl-propiolate). This reaction is advantageously carried out
- 20 between 0°C and 110°C, preferably between 20°C and 40°C, in the presence of a catalytic amount of a phosphine (such as triphenylphosphine) and in an aprotic solvent, such as tetrahydrofuran (THF), dioxane, toluene or dichloromethane.

Particular embodiment for step 2a.

- 25 The acrylate of structure A can subsequently react with a 6-halogeno-1-aminoisoquinoline, such as a 6-bromo-1-aminoisoquinoline (which is substituted by a R_2 group as defined above), the primary amine functional group of which is protected by a group P_{g2} , for example a triphenylmethyl (trityl) group, in the presence of a transition metal complex (for example, palladium acetate in combination with a tetraalkylammonium halide hydrate such as tetraethylammonium chloride hydrate), in an aprotic solvent, such
- 30 as THF, dioxane, N,N-dimethylformamide (DMF) or N,N-dimethylacetamide (DMA), at a temperature of between 20 and 150°C, to give the compound of 3-(1-aminoisoquinolin-6-yl)-2-pyrrolidinoacrylate type of structure B.

Particular embodiment for step 3a.

The derivative **B** can subsequently be reduced to give the derivative of structure **C** using hydrogen at a pressure of 1 to 5 bar, at a temperature of between 20 and 100°C, in a protic solvent, such as methanol, ethanol or isopropanol, optionally in combination with an aprotic solvent, such as THF, ethyl acetate or DMF. This hydrogenation can be catalysed by a complex of a transition metal, such as rhodium or ruthenium, with a chiral phosphine, such as 2,2'-bis(diphenylphosphino)-1,1'-binaphthyl (BINAP) or 1,2-bis(2,5-dimethylphospholano)benzene (DUPHOS), such as (R,R)-(DUPHOS)Rh(COD). The derivative of 3-(1-aminoisoquinolin-6-yl)-2-pyrrolidinopropanoate type of structure **C** thus obtained has the 2R or 2S configuration according to the enantiomer of the chiral phosphine used.

Particular embodiment for step 4a.

The derivative **D** is subsequently obtained by deprotection of **Pg₁**, by techniques known to a person skilled in the art, of the primary amine functional protective group **Pgi** present on the pyrrolidinone ring. During this stage, the protective group of the primary amine **Pg₂** of the isoquinoline can either remain present (X= **Pg₂**) or be also removed (X=H). A salt of the compound **D** may also optionally be formed in acidic medium.

For example, in the case where **Pgi** represents a tert-butyl carbamate, the amine of the derivative **C** is released using an acid in an anhydrous medium, such as hydrogen chloride in dioxane or trifluoroacetic acid in dichloromethane. The amine carried by the isoquinolinyl group will also be released to give the compound **D** in which **Pg₂** becomes a hydrogen atom (X=H). Furthermore, in the case where **Pgi** represents a benzyl carbamate, the amine of the derivative **C** can be selectively released by catalytic hydrogenolysis in ethanol or methanol, in the presence of palladium-on-charcoal, in which case the protective group **Pg₂** on the amine of the isoquinoline will remain present in the derivative **D** (X= **Pg₂**).

Particular embodiment for step 5a.

The derivative **D** can subsequently be reacted in an aprotic solvent, such as dichloromethane, THF or DMF, with a sulphonyl halide of formula **R₃-SO₂Hal**, where **R₃** is as defined above in connection with the formula (I) and Hal represent a halogen atom, preferably Cl. The reaction is carried out in the presence of a base, in particular a tertiary amine, such as triethylamine or N,N-diisopropylethylamine, at a temperature of between

-10°C and 50°C, to result in the sulphonamide of structure **E**.

Particular embodiment for optional step 6a.

Optionally, the sulphonamide **E** is subsequently deprotected to result in the compound of formula (I) in accordance with the present invention.

- 5 During this stage, the removal of the protective group **Pg₂** and optionally the cleavage of the **O-Pi₁** bond (**R₁** being not H) are carried out using organic chemistry techniques well known to a person skilled in the art.

For example, when **R₁** is methyl and **Pg₂** is trityl, the **Pg₂** group is removed by reaction with trifluoroacetic acid in dichloromethane or else with anhydrous hydrogen chloride in dioxane and then the **R₁** group can optionally be removed by hydrolysis of the ester using sodium hydroxide in an appropriate solvent or mixture of solvents, such as THF, ethanol and water.

The salt of the compound of formula (I) may be obtained by the addition of the corresponding acid.

15 Particular embodiments for optional step 7a.

According to a first embodiment, compounds of formula (I) in which **R₁** represents an alkyl, a cycloalkyl or a cycloalkylalkyl may be obtained by transesterification of a compound of formula (I) as obtained in step 6a with the corresponding **P'-OH** (alcohol, cycloalkylalcohol or cycloalkylalkylalcohol), in the presence of an alkoxide of metal such as titanium (IV) isopropoxide. This reaction is generally conducted at a temperature comprised between 20°C and the reflux temperature of the reaction mixture.

According to a second embodiment, compounds of formula (I) in which **R₁** represents a H atom may be obtained from a compound of formula (I) where **R₁** is C₁-C₆ alkyl, cycloalkyl or cycloalkylalkyl as obtained in step 6a by hydrolysis of **R₁**.

25 More particularly, the hydrolysis may be carried out in aqueous acidic media such as 1M hydrochloric acid at a temperature comprised between 20°C and the reflux temperature of the reaction mixture, such as 80°C to provide the corresponding carboxylic acid where **R₁** is Hydrogen.

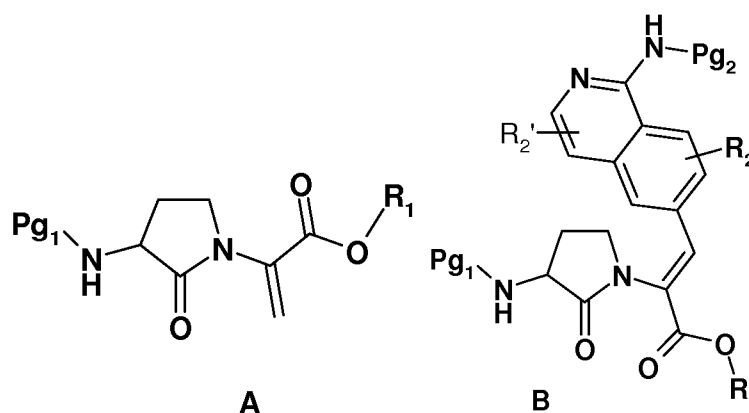
According to a third embodiment, compounds of formula (I) in which **R₁** represents a **Rb-O-Ra-**, **Rd-O-C(=O)-O-Rc-**, or **Rf-C(=O)-O-Re-** group as defined above may be obtained from a compound of formula (I) where **R₁** is C₁-C₆ alkyl, cycloalkyl or cycloalkylalkyl as obtained in step 6a by hydrolysis of **R₁** in order to obtain the corresponding compound of

formula (I) with R_1 being H, this hydrolysis being optionally followed by an esterification with the corresponding R_1 -Hal where Hal is a halogen atom such as Cl.

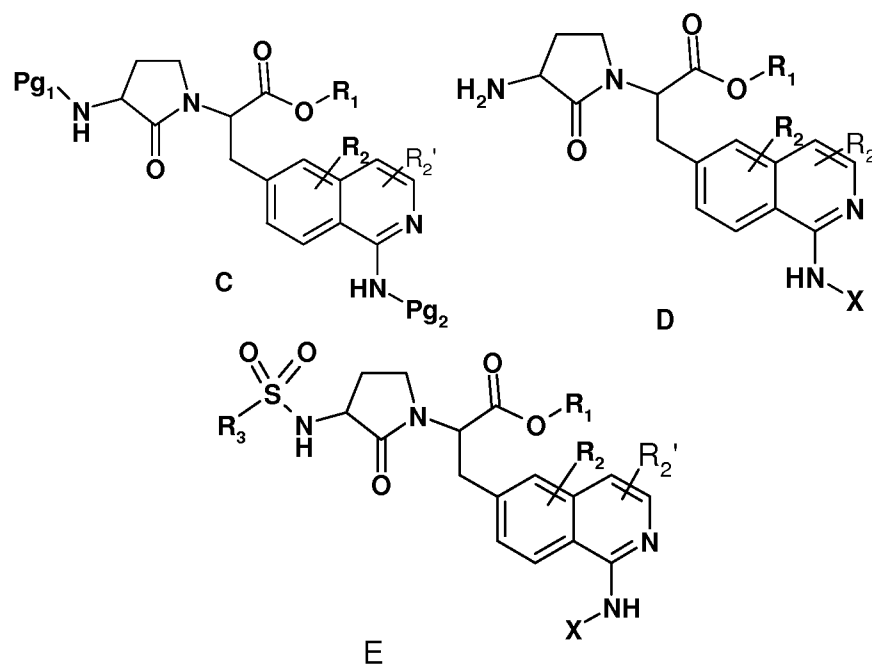
More particularly, the hydrolysis may be carried out in aqueous acidic media such as 1M hydrochloric acid at a temperature comprised between 20 °C and the reflux temperature of the reaction mixture, such as 80 °C to provide the corresponded carboxylic acid where R_1 is Hydrogen. The resulting carboxylic acid is then esterified by reacting the acid with the corresponding compound **Rb-O-Ra-Hal**, **Rd-O-C(0)-O -Rc-Hal**, or **Rf-C(0)-O -Re-Hal** where Hal represents a halogen atom, such as Cl. The compound **Rb-O-Ra-Hal** may be formed *in situ* in the presence of **Rb-O-Ra-OH** with thionyl halogenide, such as thionyl chloride. This esterification reaction may be carried out in the presence of an organic base such as diethylisopropylamine or an inorganic base such as potassium or cesium carbonate at room temperature. Additionally, potassium iodide could be added in the reaction medium for halogen exchange and to improve the alkylation process leading to esters of formula (I) where R_1 represents **Rb-O-Ra-**, **Rd-O-C(0)-O -Rc-**, or **Rf-C(0)-O-Re-**, **Ra**, **Rb**, **Rc**, **Rd**, **Re** and **Rf** having the above definitions.

In Scheme 1, the starting compounds and the reactants, when their method of preparation is not described or cited above or below (for instance in the examples), are commercially available or are described in the literature or else can be prepared according to methods which are described therein or which are known to a person skilled in the art.

According to another of its aspects, another subject-matter of the invention is the compounds of formula A, B, C, D and E. These compounds are of use as intermediates in the synthesis of the compounds of formula (I).



37



where R_1 is H or an alkyl, a cycloalkyl or a cycloalkylalkyl-, R_2 , R_2' and R_3 are defined above, Pg_1 is an amino protective group, X is H or Pg_2 and Pg_2 is an amino protective group.

Examples

The following examples describe the preparation of certain compounds in accordance with the invention. These examples are not limiting and serve only to illustrate the present invention. The numbers of the compounds exemplified refer to those given in the table below, in which the chemical structures and the physical properties of a few compounds according to the invention are illustrated.

In the examples, the following abbreviations are used:

AcOEt: Ethyl acetate

CH_2Cl_2 : Dichloromethane

NH_4OH : ammonium hydroxide

NH_4OAc : ammonium acetate

DIEA: Diisopropylethylamine

DMF: N,N-dimethylformamide.

HPLC: High-pressure liquid chromatography

MeOH: Methanol

$MgSO_4$: Magnesium sulfate

M.p.: Melting point

Na₂SO₄: Sodium sulfate

NaHSO₄: Sodium hydrogen sulfate

NaN₃: sodium azide

5 r.t: room temperature

Rf: Frontal ratio

TFA: Trifluoroacetic Acid

THF: Tetrahydrofuran

10 TOTU: 0-[(ethoxycarbonyl)cyanomethylenamino]-N,N,N',N'-tetramethyluronium
tetrafluoroborate

UPLC: Ultra Performance Liquid Chromatography

The nuclear magnetic resonance spectra (¹H NMR) are recorded at 400 MHz in d6-DMSO. The following abbreviations are used for the interpretation of the spectra:

15 s: singlet,
d: doublet,
t: triplet,
q: quadruplet,
qui: quintuplet,
up: unresolved peak,
20 bs: broad singlet,
dd: doublet of doublet.

25 Some of the compounds according to the invention are as well analysed by LC/UV/MS coupling (liquid chromatography/UV detection/mass spectrometry). The characteristic molecular peak (MH⁺, MNa⁺, etc.) and the retention time (tr) in minutes (min) are measured.

The compounds are analysed by HPLC-UV-MS or alternatively UPLC-UV-MS (liquid chromatography-UV detection and mass detection) coupling.

The analytical conditions are the following:

Conditions A (HPLC):

30 Use is made of a column: Symmetry C18 (50 x 2.1 mm; 3.5 μm)
Eluent A: 0.05% of trifluoroacetic acid (TFA) in water at approximately pH 3.1
Eluent B: 0.05% of TFA in acetonitrile.
Gradient:

39

Time (min)	% A	% B
0	100	0
10	10	90
15	10	90
16	100	0
20	100	0

Column temperature: 30°C; flow rate: 0.4 ml/minute.

Detection: $\lambda = 210 \text{ nm} - 220 \text{ nm}$

Conditions B (HPLC):

Use is made of an XTerra MS C 18 column (50 x 2.1 mm; 3.5 μm)

5 Eluent A: 5 mM NH_4OAc at approximately pH 7

Eluent B: acetonitrile

Gradient:

Time (min)	% A	% B
0	100	0
10	10	90
15	10	90
16	100	0
20	100	0

Column temperature: 30°C; flow rate: 0.4 ml/minute.

10 Detection: $\lambda = 220 \text{ nm}$

Conditions C (UPLC):

Use is made of an Acquity BEH C 18 column (50 x 2.1 mm; 1.7 μm)

Eluent A: 0.05% of TFA in water at approximately pH 3.1/acetonitrile (97/3)

Eluent B: 0.035% of TFA in acetonitrile.

15 Gradient:

40

Time (min)	% A	% B
0	100	0
2.3	5	95
2.9	5	95
3	100	0
3.5	100	0

Column temperature: 40°C; flow rate: 1 ml/minute.

Detection: $\lambda = 220$ nm

Conditions D (UPLC):

5 Use is made of a Jsphere C18 column (33 x 2 mm; 4 μ m)

Eluent A: 0.05% of TFA in water

Eluent B: 0.05% of TFA in acetonitrile.

Gradient:

Time (min)	% A	% B
0	95	5
2.5	5	95
2.9	5	95
3	95	5
3.2	95	5

Column temperature: 40°C; flow rate: 1 ml/minute.

10 Detection: $\lambda = 220, 254$ nm

Conditions E (UPLC):

Use is made of a Jsphere C18 column (33 x 2 mm; 4 μ m)

Eluent A: 0.1% of Formic acid in water

Eluent B: 0.08% of Formic acid in acetonitrile.

15 Gradient:

Time (min)	% A	% B
0	95	5
2.5	5	95
2.9	5	95
3	95	5
3.2	95	5

Column temperature: 40°C; flow rate: 1 ml/minute.

Detection: λ = 220, 254 nm

Conditions F (UPLC):

Use is made of a Waters XBridge C18 column (50 x 4.6 mm; 2.5 μ m)

- 5 Eluent A: 0.05% of TFA in water
Eluent B: 0.05% of TFA in acetonitrile.

Gradient:

Time (min)	% A	% B
0	95	5
3.5	5	95
4	95	5

Column temperature: 40°C; flow rate: 1 ml/minute.

Detection: λ = 220, 254 nm

10 **Conditions G (UPLC):**

Use is made of a Jsphere C18 column (33 x 2 mm; 4 μ m)

- Eluent A: 0.05% of TFA in water
Eluent B: 0.05% of TFA in acetonitrile.
Gradient:

Time (min)	% A	% B
0	98	2
1	98	2
5	5	95
6.25	95	5

Column temperature: 40°C; flow rate: 1 ml/minute.

Detection: λ = 220, 254 nm

Conditions H

Use is made of a Symmetry C18 3.5 μ m (2.1 x 50 mm) column (Waters)

- 5 Eluents: A: H₂O + 0,005 % TFA
B: CH₃CN + 0,005 % TFA

Flow rate: 0,4ml/min.

Gradient:

Temps (min.)	% B
0	0
30	100
35	100

Column Temp.: 25°C

- 10 Post run: 5 min.

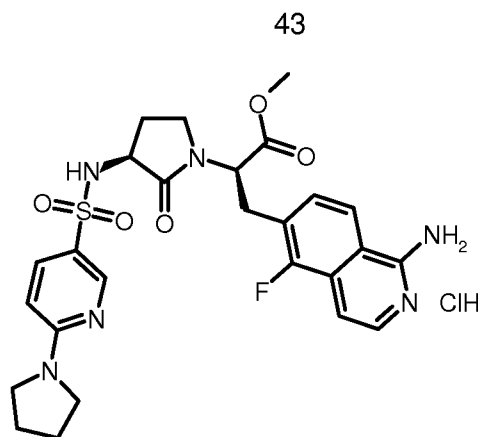
UV detection: λ = 220 nm

Injection volume Volume d'injection: 2 μ l of a solution at 0,5 mg/ml

Mass spectrometry conditions :

- 15 The mass spectra are recorded in positive electrospray mode (ESI), in order to observe the ions derived from the protonation of analysed compounds (MH⁺), or from the formation of adducts with other cations, such as Na⁺, K⁺, etc.

- 20 **Example 1**: (R)-3-(1-Amino-5-fluoro-isoquinolin-6-yl)-2-[(S)-2-oxo-3-(6-pyrrolidin-1-yl-pyridine-3-sulfonylamino)-pyrrolidin-1-yl]-propionic acid methyl ester hydrochloride (compound No. 2).



1.1 : 3-Bromo-2-fluorobenzaldehyde

2,2,6,6-Tetramethylpiperidine (30 g, 212 mmol) and 150 ml of anhydrous THF are introduced into a 500 ml three-necked flask. The medium is cooled to 0°C under argon and a 1.6M solution of n-butyllithium in hexane (131 ml, 210 mmol) is added dropwise. After stirring at 0°C for 30 min, the medium is cooled to -78 °C and a solution of 1-bromo-2-fluorobenzene (35 g, 200 mmol) in 150 ml of THF is added dropwise. After stirring at -78°C for 1 hour, 32 ml of anhydrous DMF (412 mmol) are added. The medium is stirred at -78°C for 30 min. It is run on to a saturated aqueous ammonium chloride solution (300 ml) and extracted with 3 x 200 ml of ether. The organic phases are washed with a saturated aqueous sodium chloride solution and dried over MgSO₄. The slurry is filtered and the filtrate concentrated. 34 g of an oil are obtained. R_f = 0.4 (cyclohexane/ethyl acetate; 90:10).

1.2: 3-(3-Bromo-2-fluorophenyl) acrylic acid

3-Bromo-2-fluorobenzaldehyde (33 g, 163 mmol), ethyl diethylphosphonoacetate (37 g, 167 mmol) and 150 ml of anhydrous THF are introduced into a 500 ml three-necked flask. The medium is cooled to 0°C under argon and a solution of 1,8-diazabicyclo[5.4.0]undec-7-ene (DBU) (25 ml, 163 mmol) in 100 ml of THF is added dropwise. After stirring at 20°C for 1 hour, the THF is removed under vacuum and the medium is run on to 200 ml of a 1M aqueous hydrochloric acid solution. The product is extracted with 3 x 100 ml of ethyl acetate. The organic phases are washed with a saturated aqueous sodium bicarbonate solution and a saturated aqueous sodium chloride solution and dried over MgSO₄. The slurry is filtered and the filtrate concentrated. The residue (42 g, 100% crude) is taken up in 200 ml of THF and cooled to 0°C. 200 ml of a 1M aqueous sodium hydroxide solution are added and the medium is stirred at 20°C for 18h. 200 ml of a 1M aqueous

hydrochloric acid solution are added and the medium is concentrated in order to remove the THF. A suspension is obtained and is filtered, and the solid is washed with water and dried over P_2O_5 .

36 g of beige solid are obtained. $R_f = 0.2$ ($CH_2Cl_2/MeOH$; 95:5).

5

1.3: 6-Bromo-5-fluoro-2/-isoquinolin-1-one

3-(3-Bromo-2-fluorophenyl)acrylic acid (30 g, 123 mmol) is suspended in 250 ml of toluene. 10 ml (135 mmol) of thionyl chloride are added and the medium is brought to reflux for 6 h. It is concentrated to dryness and a solid is obtained.

- 10 The acid chloride thus obtained is dissolved in 120 ml of dioxane and added at 0°C to a solution of sodium azide (12 g, 185 mmol) in 100 ml of a 50:50 mixture of dioxane and water. The medium is stirred for 1 h and extracted with 3 x 200 ml of ether. The organic phases are washed with a saturated aqueous sodium bicarbonate solution and a saturated aqueous sodium chloride solution and dried over $MgSO_4$. The slurry is filtered,
- 15 100 ml of diphenyl ether are added and the medium is concentrated at a temperature of less than 40°C behind a protective screen. The residue comprising the acyl azide is added over 1 hour to 100 ml of diphenyl ether at 250°C. The medium is maintained at 250°C for 3 h after the addition. After cooling, the medium is run on to 1 litre of a cyclohexane/ethyl acetate mixture (90:10). The mixture is left standing for 18 h and
- 20 filtered. The solid is washed with cyclohexane and then dried over P_2O_5 .

12 g of beige solid are obtained. $R_f = 0.33$ ($CH_2Cl_2/MeOH$; 95:5).

1.4: 6-Bromo-1-chloro-5-fluoroisoquinoline

- 25 6-Bromo-5-fluoro-2/-isoquinolin-1-one (12 g, 49.5 mmol) is suspended in 50 ml of phosphoryl chloride. The medium is brought to 110°C for 2 h. It is concentrated to dryness and then run on to 200 ml of ice. 200 ml of dichloromethane are added and neutralization is carried out with solid sodium bicarbonate. Extraction is carried out with 3 x 200 ml of dichloromethane and the organic phases are washed with a saturated aqueous sodium chloride solution and dried over $MgSO_4$. The slurry is filtered and the
- 30 filtrate concentrated.

12 g of beige solid are obtained. $R_f = 0.5$ (cyclohexane/ethyl acetate; 80:20).

1.5: 6-Bromo-5-fluoro-1 -phenoxyisoquinoline

32 g of phenol (345 mmol) and 4.5 g (80.5 mmol) of potassium hydroxide are introduced into a 100 ml round-bottomed flask. The medium is brought to 50°C until a homogeneous solution is obtained and 6-bromo-1-chloro-5-fluoroisoquinoline (12 g, 46 mmol) is added.

5 The medium is brought to 160°C for 2 h. After cooling, it is run on to a mixture of ice (150 ml) and 10N sodium hydroxide (50 mmol). Extraction is carried out with 3 x 200 ml of dichloromethane and the organic phases are washed with a saturated aqueous sodium chloride solution and dried over MgSO_4 . The slurry is filtered and the filtrate concentrated.

14 g of a brown solid are obtained. $R_f = 0.45$ (cyclohexane/ethyl acetate 80:20).

10

1.6: 6-Bromo-5-fluoroisoquinolin-1 -ylamine

66 g of ammonium acetate (850 mmol) and 6-bromo-5-fluoro-1 -phenoxyisoquinoline (13.8 g, 43 mmol) are introduced into a 100 ml round-bottomed flask. The medium is brought to 160°C for 6 h. After cooling, it is run on to a mixture of ice (150 ml) and 10N sodium hydroxide (50 mmol). The mixture is stirred vigorously and brought to pH = 14 with 10N sodium hydroxide. The precipitate is filtered off and washed with cold water. The yellow solid is dried over P_2O_5 .

15

9 g of a yellow solid are obtained. $R_f = 0.25$ ($\text{CH}_2\text{Cl}_2/\text{MeOH}$; 95:5).

20

1.7: (6-Bromo-5-fluoroisoquinolin-1-yl)tritylamine

6-Bromo-5-fluoroisoquinolin-1 -ylamine (8.5 g, 35 mmol) and 50 ml of anhydrous DMF are introduced in a 25 ml round-bottomed flask. 5.9 ml of triethylamine (42 mmol) and then trityl chloride (10 g, 36 mmol) are added. The medium is brought to 50°C for 16 h. It is concentrated to dryness and the residue taken up in 100 ml of water. The precipitate is filtered off, washed with water and dried over P_2O_5 . The solid is filtered through 300 g of silica with pure dichloromethane as eluent.

25

14.8 g of an off-white solid are obtained. $R_f = 0.85$ (cyclohexane/ethyl acetate; 60:40).

1.8: Methyl (S)-2-(3-benzyloxycarbonylamino-2-oxopyrrolidin-1 -yl)acrylate

4.68 g (20 mmol) of benzyl (S)-(2-oxopyrrolidin-3-yl)carbamate (J.W. Skiles *et al.*, Bioorg. and Med. Chem., 1993, 3(4), 773) and 524 mg (2 mmol) of triphenylphosphine are suspended in 40 ml of dichloromethane. A solution of methyl propiolate (2 g, 24 mmol) in

30

10 ml of dichloromethane is added over 5 min. The medium is stirred at 20°C for 2 h and then partially concentrated. The product is purified by chromatography on a column of silica (200 g), elution being carried out with an ethyl acetate/cyclohexane mixture (40:60).

4.16 g of a solid are obtained. $R_f = 0.4$ (MeOH/CH₂Cl₂; 5:95).

5

1.9: Methyl Z-(S)-2-(3-benzyloxycarbonylamino-2-oxopyrrolidin-1-yl)-3-(5-fluoro-1-(tritylamino)isoquinolin-6-yl)acrylate

1.8 g (3.72 mmol) of (6-bromo-5-fluoroisoquinolin-1-yl)tritylamine obtained in 1.7, 0.46 g (3.72 mmol) of tetraethylammonium chloride hydrate and 0.94 g (11.2 mmol) of sodium hydrogen carbonate are suspended in 7.5 ml of anhydrous DMF in a 50 ml round-bottomed flask surmounted by a reflux condenser. The solution is degassed by sparging with argon and 1.18 g (3.72 mmol) of methyl (S)-2-(3-benzyloxycarbonylamino-2-oxopyrrolidin-1-yl)acrylate obtained in 1.8 are added, followed by 25 mg of palladium acetate (0.11 mmol). The medium is brought to 90°C for 16 h. After cooling, the medium is poured on to ice (50 ml) and extracted with ethyl acetate (3x50 ml). The combined organic layers are washed with brine, dried over sodium sulphate, filtered and concentrated under vacuum.

After chromatographing on silica gel (120 g, eluent: cyclohexane/ethyl acetate; 60:40), 2.4 g of a yellow solid are obtained. $R_f = 0.27$ (cyclohexane/ethyl acetate; 60:40).

20

1.10: Methyl (2R)-2-[(3S)-3-benzyloxycarbonylamino-2-oxopyrrolidin-1-yl]-3-(5-fluoro-1-(tritylamino)isoquinolin-6-yl)propanoate

2.4 g (3.3 mmol) of methyl Z-(S)-2-(3-benzyloxycarbonylamino-2-oxopyrrolidin-1-yl)-3-(5-fluoro-1-(tritylamino)isoquinolin-6-yl)acrylate, obtained in 1.9, 2.4 g (3.3 mmol) is suspended in 20 ml of methanol in a 250 ml Parr bottle. The medium is degassed by sparging with nitrogen (30 min) and 155 mg (0.23 mmol) of (R,R)-(DuPhos)Rh(COD) triflate (Strem Chemicals Inc.) are added. The medium is placed under 50 psi of H₂ and stirred at 20°C for 48 h. The medium is concentrated, and the product is purified by chromatography on silica gel (40 g, eluent: cyclohexane/ethyl acetate; 60:40), 2 g (71%) of an amorphous solid are obtained.

$R_f = 0.18$ (cyclohexane/ethyl acetate; 60:40).

1.1 1: Methyl (2R)-2-[(3S)-3-amino-2-oxopyrrolidin-1-yl]-3-(5-fluoro-1-(tritylamino)isoquinolin-6-yl)propanoate

Methyl (2R)-2-[(3S)-3-benzyloxycarbonylamino-2-oxopyrrolidin-1-yl]-3-(5-fluoro-1-(tritylamino)isoquinolin-6-yl)propanoate (2 g, 2.77 mmol) is dissolved in 50 ml of methanol. 200 mg of 10% palladium-on-charcoal are added and the medium is placed under 3 atmospheres of hydrogen for 6 h. It is filtered and then concentrated.

1.5 g of an amorphous solid are obtained. $R_f = 0.2$ ($\text{CH}_2\text{Cl}_2/\text{MeOH}$; 95:5).

1.12: Methyl (2R)-2-[(3S)-2-oxo-3-(6-(pyrrolidin-1-yl)pyridin-3-ylsulphonylamino)pyrrolidin-1-yl]-3-(5-fluoro-1-(tritylamino)isoquinolin-6-yl)propanoate

Methyl (2R)-2-[(3S)-3-amino-2-oxopyrrolidin-1-yl]-3-(5-fluoro-1-(tritylamino)isoquinolin-6-yl)propanoate (0.75 g, 1.27 mmol) is dissolved in 5 ml of dichloromethane in a 25 ml round-bottomed flask. The medium is cooled to 0°C and 0.45 ml of triethylamine (3.19 mmol) and then a solution of 6-(pyrrolidin-1-yl)pyridine-3-sulphonyl chloride (0.37 g, 1.53 mmol) in 3 ml of dichloromethane are added. The medium is stirred at 20°C for 18 h. It is diluted with 50 ml of ethyl acetate, then washed with 20 ml of water and dried over magnesium sulphate. The slurry is filtered and the filtrate concentrated. The residue is purified on a column of silica (40 g, gradient $\text{CH}_2\text{Cl}_2/\text{AcOEt}$; 90:10 to 80:20).

0.7 g of an amorphous solid is obtained. $R_f = 0.3$ ($\text{CH}_2\text{Cl}_2/\text{AcOEt}$; 80:20).

1.13: (R)-3-(1-Amino-5-fluoro-isoquinolin-6-yl)-2-[(S)-2-oxo-3-(6-(pyrrolidin-1-yl)pyridine-3-sulfonylamino)-pyrrolidin-1-yl]-propionic acid methyl ester hydrochloride

The methyl (2R)-2-[(3S)-2-oxo-3-(6-(pyrrolidin-1-yl)pyridin-3-ylsulphonylamino)pyrrolidin-1-yl]-3-(5-fluoro-1-(tritylamino)isoquinolin-6-yl)propanoate obtained above (0.7 g, 0.88 mmol) is dissolved in 5 ml of dichloromethane. The medium is cooled to 0°C and 2 ml of a 4N solution of hydrochloric acid in dioxane are added. The medium is stirred at 20°C for 18 h. It is concentrated to dryness and the residue is triturated from ether and filtered off. It is purified on a column of silica (40 g, gradient $\text{CH}_2\text{Cl}_2/\text{MeOH}/\text{NH}_4\text{OH}$; 100:0 to 90:10:0.5). The product thus obtained (300 mg, 76%) is dissolved in 5 ml of dichloromethane and salified with 0.5 ml of a 4N solution of hydrochloric acid in dioxane. The medium is concentrated and the residue is triturated from ether and dried over P_2O_5 .

318 mg of a solid are obtained. $R_f = 0.33$ ($\text{CH}_2\text{Cl}_2/\text{MeOH}/\text{NH}_4\text{OH}$; 90:10:0.5)

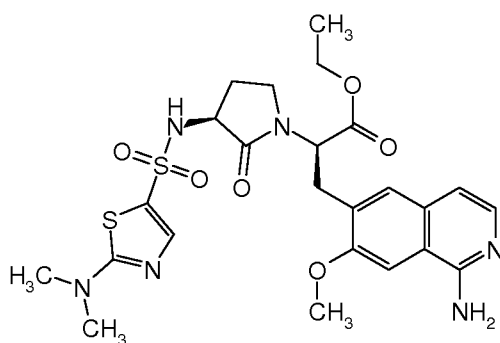
M.p. = 115°C.

$[\alpha]_D^{20} = -20^\circ$ ($c = 0.15$; MeOH).

MH⁺ = 557.

- 5 **¹H NMR (d_6 -DMSO, 200 MHz, δ ppm):** 9.2 (b, 2H); 8.35 (m, 2H); 7.8 (m, 4H); 7.2 (d, 8.4 Hz, 1H); 6.55 (d, 8.4 Hz, 1H); 5.0 (dd, 10 and 4.2 Hz, 1H); 3.8 (m, 1H); 3.7 (s, 3H); 3.7-3.4 (m, 7H); 3.1 (m, 1H); 2.2 (m, 1H); 2.1 (m, 4H); 1.4 (m, 1H).

- 10 **Example 2: (R)-3-(1-Amino-7-methoxy-isoquinolin-6-yl)-2-[(S)-3-(2-dimethylamino-thiazole-5-sulfonylamino)-2-oxo-pyrrolidin-1-yl]-propionic acid ethyl ester hydrochloride** (compound No. 13)



2.1 : 3-(3-Bromo-4-methoxyphenyl) acrylic acid

- 15 3-Bromo-4-methoxybenzaldehyde (50 g, 232 mmol), malonic acid (36.3 g, 348 mmol) and 250 ml of anhydrous pyridine are introduced into a 500 ml round-bottomed flask. Piperidine (11.4 ml, 116 mmol) is added and the medium is brought to reflux for 3 h. The pyridine is removed under vacuum and the medium is run on to 500 ml of a 1M aqueous hydrochloric acid solution. The solid is filtered off, washed with water and dried over P_2O_5 . 60 g of a white solid are obtained.

- 20 **2.2: 6-Bromo-7-methoxy-2-/-isoquinolin-1-one**

3-(3-Bromo-4-methoxyphenyl)acrylic acid (59 g, 229 mmol) is suspended in 100 ml of toluene. 27.3 ml (344 mmol) of thionyl chloride are added and the medium is brought to reflux for 6 h. It is concentrated to dryness and a solid is obtained.

- 25 The acid chloride thus obtained is dissolved in 200 ml of dioxane and added, at 0°C, to a solution of sodium azide (28 g, 435 mmol) in 400 ml of a 50:50 mixture of dioxane and

water. The medium is stirred for 2 h, diluted with 500 ml of water and extracted with 3 x 400 ml of ether. The organic phases are washed with a saturated aqueous sodium bicarbonate solution and a saturated aqueous sodium chloride solution and dried over MgSO_4 . The slurry is filtered and the filtrate is concentrated to a volume of 100 ml at a temperature of less than 40 °C behind a protective screen. The residue comprising the acyl azide is added over 1 hour to a solution of tri(n-butyl)amine (52 ml, 217 mmol) in 750 ml of diphenyl ether at 250 °C. The medium is maintained at 250 °C for 1 h after the addition. After cooling, it is run on to 1 litre of a cyclohexane/ethyl acetate mixture (90:10). The mixture is left standing for 18 h and filtered. The solid is washed with cyclohexane and then dried over P_2O_5 .

44 g of a beige solid are obtained. $R_f = 0.35$ ($\text{CH}_2\text{Cl}_2/\text{MeOH}$; 95:5).

2.3: 6-Bromo-1-chloro-7-methoxyisoquinoline

6-Bromo-7-methoxy-2,3-dihydroisoquinolin-1-one (44 g, 173 mmol) is suspended in 50 ml of toluene and phosphoryl chloride (70 ml, 692 mmol, 4 eq.) is added. The medium is brought to 110 °C for 6 h. It is concentrated to dryness and then run on to 400 ml of ice. 400 ml of dichloromethane are added and neutralization is carried out with solid sodium bicarbonate. Extraction is carried out with 3 x 400 ml of dichloromethane and the organic phases are washed with a saturated aqueous sodium chloride solution and dried over MgSO_4 . The slurry is filtered and the filtrate concentrated. The product is decoloured with animal charcoal in an ethyl acetate/toluene mixture (1:1).

31 g of a beige solid are obtained. $R_f = 0.46$ (cyclohexane/ethyl acetate; 80:20).

2.4: 1-Amino-6-bromo-7-methoxyisoquinoline

12 g of 6-bromo-1-chloro-7-methoxyisoquinoline (44 mmol), 40 g (660 mmol, 15 eq.) of ammonium acetate and 62 g of phenol (660 mmol, 15 eq.) are introduced into a 250 ml round-bottomed flask. The medium is brought to 150 °C for 16 hours. After cooling, it is run on to 10N sodium hydroxide (200 ml) and extracted with dichloromethane (3 x 400 ml). The organic phases are washed with a saturated aqueous sodium chloride solution and dried over Na_2SO_4 . The slurry is filtered and the filtrate concentrated. The product is purified by chromatography on silica gel (300 g, methanol/dichloromethane; 3:97 to 5:95).

9 g of a solid are obtained. $R_f = 0.13$ (methanol/dichloromethane; 5:95).

2.5: (6-Bromo-7-methoxyisoquinolin-1-yl)tritylamine

1-Amino-6-bromo-7-methoxyisoquinoline (9 g, 35.5 mmol) and 35 ml of anhydrous DMF are introduced into a 100 ml round-bottomed flask. 6 ml of triethylamine (43 mmol) and then trityl chloride (10.9 g, 39 mmol) are added. The medium is brought to 50°C for 16 h. After cooling, it is run on to a mixture of water and ethyl acetate (200 ml) and extracted with 3 x 150 ml of ethyl acetate. The organic phases are washed with a saturated aqueous sodium chloride solution and dried over MgSO_4 . The slurry is filtered and the filtrate concentrated. The product is purified by chromatography on silica gel (300 g, ethyl acetate/cyclohexane; 10:90). 15 g of a solid are obtained. $R_f = 0.7$ (cyclohexane/ethyl acetate; 90:10).

2.6: Ethyl (S)-2-(3-benzyloxycarbonylamino-2-oxopyrrolidin-1-yl)acrylate

18 g (77 mmol) of benzyl (S)-(2-oxopyrrolidin-3-yl)carbamate (J.W. Skiles *et al.*, Bioorg. and Med. Chem., 1993, 3(4), 773) and 4 g (15 mmol) of triphenylphosphine are suspended in 50 ml of dichloromethane. A solution of ethyl propiolate (8.3 g, 84 mmol) in 50 ml of dichloromethane is added over 15 min. The medium is stirred at 20°C for 4 h and then partially concentrated. The product is purified by chromatography on a column of silica (400 g) with a gradient of an ethyl acetate/dichloromethane mixture (from 10:90 to 20:80). 18 g of an oil are obtained. $R_f = 0.4$ (MeOH/ CH_2Cl_2 ; 5:95).

2.7: Ethyl Z-(S)-2-(3-benzyloxycarbonylamino-2-oxopyrrolidin-1-yl)-3-[7-methoxy-1-((triphenylmethyl)amino)isoquinolin-6-yl]acrylate

12.6 g (38 mmol) of ethyl (S)-2-(3-benzyloxycarbonylamino-2-oxopyrrolidin-1-yl)acrylate, obtained in **2.6**, are reacted with 19 g (38 mmol) of (6-bromo-7-methoxyisoquinolin-1-yl)tritylamine, obtained in **2.5**, according to a procedure identical to that described in **1.9**. After chromatographing on silica gel (400 g, eluent: toluene/ AcOEt; 90:10), 18 g of a yellow solid are obtained. $R_f = 0.39$ (AcOEt/dichloromethane; 20:80).

2.8: Ethyl (2R)-2-((3S)-3-benzyloxycarbonylamino-2-oxopyrrolidin-1-yl)-3-[7-methoxy-1-((triphenylmethyl)amino)isoquinolin-6-yl]propanoate

The compound obtained in **2.7** (18 g, 24 mmol) is suspended in 80 ml of ethyl acetate and 80 ml of ethanol in a 500 ml Parr bottle. The medium is degassed by sparging with

nitrogen (30 min) and 800 mg (1.2 mmol) of (R,R)-(DuPhos)Rh(COD) triflate (Strem Chemicals Inc.) are added. The medium is placed under 50 psi of H₂ and stirred at 20 °C for 48 h. The medium is filtered and then concentrated, and the product is purified by chromatography on silica gel (400 g, gradient: toluene/ AcOEt; 90:10 to 80:20).

5 14 g of the desired product are obtained. R_f = 0.39 (AcOEt/dichloromethane; 20:80).

2.9: Ethyl (2R)-2-((3S)-3-amino-2-oxopyrrolidin-1-yl)-3-[7-methoxy-1-((triphenylmethyl)amino)isoquinolin-6-yl]propanoate

The product obtained above in **2.8** (2 g, 2.6 mmol) is dissolved in 15 ml of ethanol.
10 200 mg of 10% Pd/C are added under N₂. The medium is placed under 3 atm. of hydrogen in a Parr device and stirred at 20 °C for 3h. It is filtered through celite and concentrated to dryness.

1.49 g of a foam are obtained. R_f = 0.2 (CH₂Cl₂/MeOH; 95:5)

15 **2.10:** Ethyl (2R)-2-[(3S)-3-(2-(dimethylamino)thiazol-5-ylsulfonylamino)-2-oxopyrrolidin-1-yl]-3-(7-methoxy-1-(tritylamino)isoquinolin-6-yl)propanoate

Ethyl (2R)-2-((3S)-3-amino-2-oxopyrrolidin-1-yl)-3-[7-methoxy-1-((triphenylmethyl)amino)-isoquinolin-6-yl]propanoate (0.7 g, 1.14 mmol) is dissolved in 5 ml of dichloromethane in a 25 ml round-bottomed flask. The medium is cooled to 0 °C and 0.3 ml of
20 diisopropylethylamine (1.7 mmol) and then a solution of 2-(dimethylamino)thiazole-5-sulfonyl chloride (0.26 g, 1.14 mmol in 3 ml of dichloromethane are added. The medium is stirred at 20 °C for 18 h. It is diluted with 50ml of ethyl acetate, then washed with 20 ml of water and dried over magnesium sulphate. The slurry is filtered and the filtrate concentrated. The residue is purified on a column of silica (40 g, gradient CH₂Cl₂/AcOEt;
25 90:10 to 80:20).

0.5 g of a solid is obtained. R_f = 0.59 (CH₂Cl₂/MeOH; 90:10)

2.11: (R)-3-(1-Amino-7-methoxy-isoquinolin-6-yl)-2-[(S)-3-(2-dimethylamino-thiazole-5-sulfonylamino)-2-oxo-pyrrolidin-1-yl]-propionic acid ethyl ester hydrochloride

30 The ethyl (2R)-2-[(3S)-3-(2-(dimethylamino)thiazol-5-ylsulfonylamino)-2-oxopyrrolidin-1-yl]-3-(7-methoxy-1-(tritylamino)isoquinolin-6-yl)propanoate obtained above (0.35 g, 0.44 mmol) is dissolved in 5 ml of dichloromethane. The medium is cooled to 0 °C and 0.5 ml of a 4N solution of hydrochloric acid in dioxane is added. The medium is stirred at

20 °C for 18 h. It is concentrated to dryness and the residue is triturated from ether and filtered off. It is purified on a column of silica (40 g, gradient CH₂Cl₂/MeOH/NH₄OH; 100:0 to 90:10:0.5). The product thus obtained is dissolved in 5 ml of dichloromethane and salified with 0.5 ml of a 4N solution of hydrochloric acid in dioxane. The medium is concentrated and the residue is triturated from ether and dried over P₂O₅. 230 mg of a solid are obtained.

R_f = 0.23 (CH₂Cl₂/MeOH; 95:5)

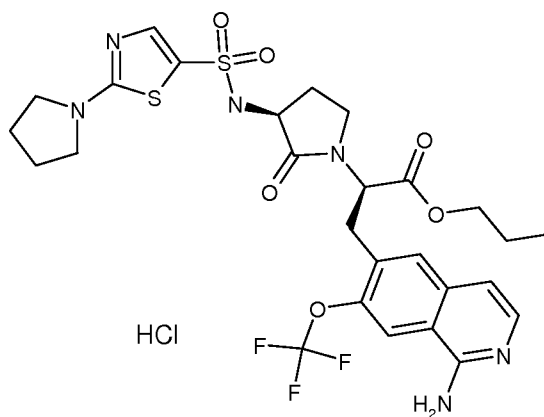
M.p. = 175 °C.

[α]_D²⁰ = +43° (c = 0.1 ; MeOH).

MH⁺ = 563.

¹H NMR ((d₆-DMSO, 200 MHz, δ ppm): 8.9 (b, 2H); 8.1 (m, 2H); 7.8 (s, 1H); 7.55 (m, 2H); 7.1 (d, 8.3 Hz, 1H); 5.1 (dd, 10 and 4.2 Hz, 1H); 4.1 (q, 7.9 Hz, 2H); 3.9 (s, 3H); 3.8 (m, 1H); 3.7-3.4 (m, 3H); 3.1 (m, 1H); 3.0 (s, 6H); 2.1 (m, 1H); 1.4 (m, 1H); 1.1 (t, 7.9 Hz, 3H).

Example 3: (R)-3-(1-Amino-7-trifluoromethoxy-isoquinolin-6-yl)-2-[(S)-2-oxo-3-(2-pyrrolidin-1-yl-thiazole-5-sulfonylamino)-pyrrolidin-1-yl]-propionic acid propyl ester hydrochloride (compound N° 98)



3.1 : 3-Bromo-4-trifluoromethoxy-benzaldehyde

To 68 g (0.36 mol) of 4-Trifluoromethoxybenzaldehyde dissolved in a mixture of 100 ml CH₂Cl₂, 100 ml TFA and 50 ml cone. H₂SO₄ are added within 7 h 130 g (0.72 mol) N-bromo-succinimide in small portions under stirring at room temperature (r.t.). The reaction mixture is stirred for 2 days at r.t.

The reaction mixture is poured on 1.2 l of an ice/water mixture. The resulting suspension is extracted three times with 500 ml CH₂Cl₂ and the combined organic phases are

neutralized with 500 ml aqueous sat. NaHCO_3 solution. The organic phase is then dried with Na_2SO_4 . After filtration of the drying agent the organic solvent is removed at a rotary evaporator under reduced pressure. After addition of 500 ml of a 1:1 mixture of n-pentane/ether, the precipitated succinimide is removed by filtration. The organic solvent is removed under reduced pressure and the remaining residue is purified by chromatography on silica gel (250 g, 0.04 - 0.063 mm, Merck) using ethylacetate/n-heptane = 1/4 as mobile phase.

14 g of a solid are obtained.

$^1\text{H-NMR}$ ($\text{d}_6\text{-DMSO}$, 600 MHz, δ ppm): 7.77 (d, $J = 8.1$ Hz, 1 H), 8.05 (dd, $J = 8.1$ Hz, 1.7 Hz, 1 H), 8.34 (d, $J = 1.7$ Hz, 1 H), 10.01 (br s, 1 H)

3.2 : (E)-3-(3-Bromo-4-trifluoromethoxy-phenyl)-acrylic acid

To a solution of 14 g (52 mmol) of the aldehyde prepared above in 50 ml abs. pyridine 7.0 g (67.6 mmol) malonic acid and 2.6 ml piperidine are added at r.t. subsequently under stirring. The reaction mixture is stirred for 2 h at 100 °C.

After removal of the solvent under reduced pressure 100 ml water are added and the solution is acidified by addition of 2 N aq. HCl. The reaction product is isolated by filtration and dried in a drying cabinet under reduced pressure at 50 °C.

14.6 g of a solid are obtained.

$^1\text{H-NMR}$ ($\text{d}_6\text{-DMSO}$, 500 MHz, δ ppm): = 6.66 (d, $J = 16.1$ Hz, 1 H), 7.56 (d, 1 H, $J = 8.6$ Hz), 7.59 (d, 1 H, 16.1 Hz), 7.85 (dd, 1 H, $J = 8.6$ Hz, 2.2 Hz), 8.22 (d, 1 H, $J = 2.2$ Hz), 12.5 (br s, 1 H)

3.3: 6-Bromo-7-trifluoromethoxy-2H-isoquinolin-1-one

To 14 g (47 mmol) of (E)-3-(3-Bromo-4-trifluoromethoxy-phenyl)-acrylic acid, dissolved in 125 ml abs. Acetone, 7.8 ml (1.2 eq) $\text{N}(\text{Et})_3$ in 8 ml acetone and 5.9 ml (1.3 eq) Chloroethylformiate in 6 ml acetone are subsequently added at 0 °C under mechanical stirring.

After stirring of the medium for 1 h at 0°C, 4.6 g (1.5 eq) NaN_3 dissolved in 20 ml water are added at this temperature. After stirring for an additional hour, the suspension is poured on 200 ml ice-cold water and extracted three times with 150 ml diethylether. After drying of the combined organic phases with Na_2SO_4 , 80 ml of toluene are added and the diethylether is carefully removed at a rotary evaporator under reduced pressure.

The resulting solution is then added dropwise under Argon atmosphere to a solution of 11.2 ml (47 mmol) tri-n-butylamine in 100 ml diphenylether, heated to 250°C, while the toluene is continuously distilled off. After completion of the addition the reaction mixture was stirred for an additional hour at this temperature.

- 5 After completion of the reaction the solvent is removed by distillation under reduced pressure and the remaining residue poured into 200 ml of diethylether. This solution is extracted twice with 100 ml water. The organic phase is dried over Na_2SO_4 and after filtration of the slurry purified by chromatography on silica gel (40 - 63 μ) using ethylacetate/heptane = 2/1 as mobile phase resulting in 3,5 g of 6-Bromo-7-trifluoromethoxy-2H-isoquinolin-1-one.

$^1\text{H-NMR}$ (d6-DMSO, 500 Mhz, δ ppm): 6.60 (d, 1 H, $J = 7.40$ Hz), 7.31 (br d, 1 H, $J = 7.40$ Hz), 8.10 (s, 1 H), 8.26 (s, 1 H), 11.62 (br s, 1 H)

3.4: 6-Bromo-1-chloro-7-trifluoromethoxy-2H-isoquinoline

- 15 To 3.5 g (11.4 mmol) of 6-Bromo-7-trifluoromethoxy-2H-isoquinolin-1-one in 50 ml abs. toluene 3.2 ml (34.2 mmol, 3 eq) POCl_3 are added under stirring at r.t..

The mixture is heated for 1 h under reflux. The reaction mixture is evaporated under reduced pressure and the remaining residue poured on ice-cold water (300 ml).

- 20 After neutralization with saturated aq. NaHCO_3 solution, the aqueous phase is extracted three times with 100 ml CH_2Cl_2 . The combined organic phases are dried (Na_2SO_4). After filtration of the drying agent, the organic phase is evaporated under reduced pressure. 4 g of the expected compound are obtained.

MH^+ : 327, 329

- 25 **3.5: 6-Bromo-7-trifluoromethoxy-isoquinolin-1-yl-amine**

4 g (12 mmol) of 6-Bromo-1-chloro-7-trifluoromethoxy-2H-isoquinoline are intermixed with 14 g acetamide (14 eq.) and 5 g (3 eq.) K_2CO_3 . This mixture is heated for 1 h at 180°C under stirring. The reaction mixture is stirred in ethylacetate (100 ml) and water (100 ml). The organic phase is separated, dried with Na_2SO_4 and the solvent removed under reduced pressure after filtration of the drying agent. For purification, a chromatography on silica gel (40 - 63 μ , Merck) is performed with ethylacetate as mobile phase. 890 mg of a solid are obtained.

MH^+ : 238, 240

3.6: (6-Bromo-7-trifluoromethoxy-isoquinolin-1-yl)-tritylamine

To 890 mg (2.9 mmol) 6-Bromo-7-trifluoromethoxy-isoquinolin-1-yl-amine, dissolved in 15 ml abs. DMF 1.21 g (1.5 eq) tritylchloride and 803 μ l (2 eq) triethylamine are added subsequently under stirring.

- 5 The reaction mixture is heated to 50 °C for 15 h. After removal of the solvent (oil pump vacuum) at a rotary evaporator, the remaining residue is dissolved with 50 ml CH_2Cl_2 and the organic phase extracted twice with 20 ml of water. After drying with Na_2SO_4 , filtration of the drying agent and removal of the solvent under reduced pressure the raw material is purified by chromatography on silicagel (40 - 63 μ) and n-heptane/ethylacetate = 10/1 as
- 10 mobile phase. 1.42 g of the expected compound are obtained.

MH⁺ : 549, 551

3.7: (E)-2-((S)-3-tert-Butoxycarbonylamino-2-oxo-pyrrolidin-1-yl)-3-[7-trifluoromethoxy-1-(trityl-amino)-isoquinolin-6-yl]-acrylic acid methyl ester

- 15 1.42 g (2.6 mmol) of 6-Bromo-7-trifluoromethoxy-isoquinolin-1-yl)-tritylamine are dissolved in 30 ml abs. DMF. Under stirring, 431 mg (2.6 mmol) tetraethyl-ammonium chloride, 655 mg (3 eq) NaHCO_3 , 30 mg (0.05 eq) Pd(II)-acetate and 812 mg (1.1 eq) of the coupling agent 2-((S)-3-tert-Butoxycarbonylamino-2-oxo-pyrrolidin-1-yl)-acrylic acid methyl ester are added at r.t. The solution is heated under stirring to 95 °C for 2 h.
- 20 After removal of the solvent under reduced pressure, the remaining residue is dissolved with CH_2Cl_2 . The organic phase is extracted twice with water, dried with Na_2SO_4 , filtrated and the solvent removed under reduced pressure. The crude product is purified by chromatography on silica gel (40 - 63 μ), n-heptane/ethylacetate = 1/1 as mobile phase. 1.35 g of the title compound are obtained (oil).

25 **MH⁺** : 753.2

3.8: (R)-2-((S)-3-tert-Butoxycarbonylamino-2-oxo-pyrrolidin-1-yl)-3-[7-trifluoromethoxy-1-(trityl-amino)-isoquinolin-6-yl]-propionic acid methyl ester

- 1.35 g (1.8 mmol) of (E)-2-((S)-3-tert-Butoxycarbonylamino-2-oxo-pyrrolidin-1-yl)-3-[7-trifluoromethoxy-1-(trityl-amino)-isoquinolin-6-yl]-acrylic acid methyl ester are dissolved in
- 30 50 ml abs. Methanol.

Under Argon atmosphere, 120 mg of R,R-Methyl-Duphos ((-)-1,2-Bis(2R,5R)-2,5-dimethylphospholano)benzene (cyclooctadiene) Rhodium (I)} catalyst are added. The

reaction mixture is kept in an autoclave at 5 bar H₂ for 15 h at r.t.

The solvent is removed under reduced pressure and the reaction product purified by chromatography on silicagel (40 -63 μ) using n-heptane/ethylacetate = 1/1 as mobile phase.

5 1,09 g of the product is isolated as a solid.

MH⁺ : 755.1

3.9: (R)-3-(1 -Amino-7-trifluoromethoxy-isoquinolin-6-yl)-2-((S)-3-amino-2-oxo-pyrrolidin-1 -yl)-propionic acid methyl ester bishydrochloride

10 To 1.09 g (1.45 mmol) of (R)-2-((S)-3-tert-Butoxycarbonylamino-2-oxo-pyrrolidin-1 -yl)-3-[7-trifluoromethoxy-1-(trityl-amino)-isoquinolin-6-yl]-propionic acid methyl ester, dissolved in 6 ml abs. CH₂Cl₂, 1.7 ml (6 eq) etheric HCl-solution are added at 0°C. The reaction mixture is stirred for 3 h at this temperature. After warming up to r.t., the solid product is isolated by filtration : 588 mg are obtained.

15 **MH⁺** : 413.1

3.10: (R)-3-(1 -Amino-7-trifluoromethoxy-isoquinolin-6-yl)-2-[(S)-2-oxo-3-(2-pyrrolidin-1 -yl-thiazole-5-sulfonylamino)-pyrrolidin-1 -yl]-propionic acid methyl ester

To a suspension of 485 mg (1 mmol) of (R)-3-(1-Amino-7-trifluoromethoxy-isoquinolin-6-yl)-2-((S)-3-amino-2-oxo-pyrrolidin-1-yl)-propionic acid methyl ester bishydrochloride in 6 ml CH₂Cl₂, 873 μl (5 mmol) diisopropylethylamine and 379 mg (1.5 mmol) 2-Pyrrolidin-1-yl-thiazole-5-sulfonyl chloride, dissolved in 5 ml CH₂Cl₂, are added subsequently at 0°C under stirring.

25 The reaction mixture is stirred 12 h at r.t.. For workup, the reaction mixture is diluted with 100 ml CH₂Cl₂ and the organic phase extracted three times with water.

After drying the organic phase with Na₂SO₄, filtration of the drying agent and removal of the solvent under reduced pressure, the raw material is purified by chromatography on silicagel (40 - 63 μ) and CH₂Cl₂/Methanol = 20/1 as mobile phase.

30 The resulting oil was crystalized from 20 ml pentane/diethylether (1:1) : 330 mg are obtained.

MH⁺ : 603.3

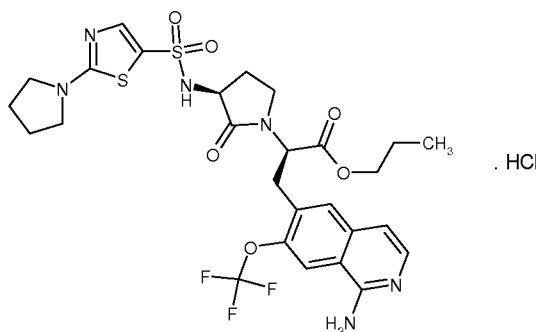
3.11: (R)-3-(1 -Amino-7-trifluoromethoxy-isoquinolin-6-yl)-2-[(S)-2-oxo-3-(2-pyrrolidin-1 -yl-thiazole-5-sulfonylamino)-pyrrolidin-1 -yl]-propionic acid propyl ester

To 57 mg (91 μmol) (R)-3-(1-Amino-7-trifluoromethoxy-isoquinolin-6-yl)-2-[(S)-2-oxo-3-(2-pyrrolidin-1-yl-thiazole-5-sulfonylamino)-pyrrolidin-1-yl]-propionic acid methyl ester in 2 ml 1-propanol, 64.4 mg (227 μmol , 2.5 eq) titanium(IV)-isopropoxide are added.

The reaction mixture is heated for 2 h under reflux. The reaction mixture is then evaporated under reduced pressure and the resulting residue purified by chromatography on silicagel (40 - 63 μ) using ethylacetate/methanol = 20/1 as mobile phase: 55.8 mg are obtained.

3.12: (R)-3-(1-Amino-7-trifluoromethoxy-isoquinolin-6-yl)-2-[(S)-2-oxo-3-(2-

pyrrolidin-1-yl-thiazole-5-sulfonylamino)-pyrrolidin-1-yl]-propionic acid propyl ester hydrochloride



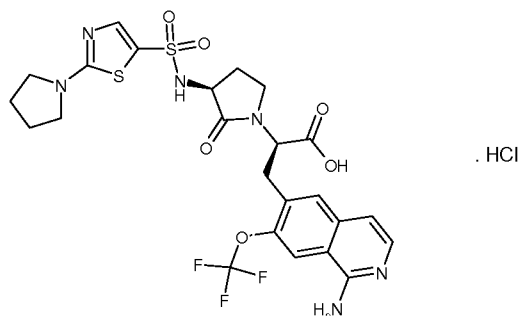
After addition of 84 μl of a 1N aq. HCl solution (1 equivalent) to 55 mg (84 μmol) of the compound of **3.1.1** suspended in a 1:1 mixture of 3 ml acetonitrile/water, this suspension is lyophilized resulting in 49 mg of the hydrochloride as colorless foam.

MH⁺: 657.2

¹H-NMR (d6-DMSO, 500 MHz, δ ppm): 0.83 (t, J = 7.4 Hz, 3H), 1.56 (m, 2H), 1.58 (m, 1H), 1.99 (m, 4H), 2.21 (m, 1H), 3.20 (m, 1H), 3.28 (m, 1H), 3.39 (m, 4H), 3.46 (m, 1H), 3.49 (m, 1H), 4.04 (m, 2H), 4.98 (m, 1H), 7.20 (d, J = 7.3 Hz, 1H), 7.56 (s, 1H), 7.74 (d, J = 7.3 Hz, 1H), 8.00 (s, 1H), 8.02 (s, 1H), 8.62 (s, 1H), 9.28 (brs, 2 H), 13.51 (brs, 1H)

Example 4: (R)-3-(1-Amino-7-trifluoromethoxy-isoquinolin-6-yl)-2-[(S)-2-oxo-3-(2-pyrrolidin-1-yl-thiazole-5-sulfonylamino)-pyrrolidin-1-yl]-propionic acid hydrochloride (compound N° 96)

58

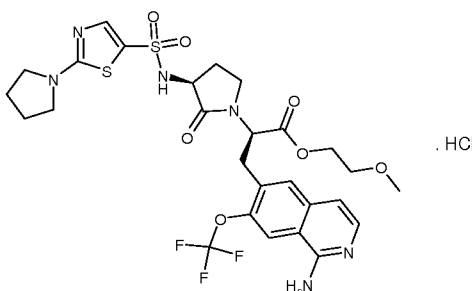


A solution of 600 mg (0.82 m.mole) of (R)-3-(1-Amino-7-trifluoromethoxy-isoquinolin-6-yl)-2-[(S)-2-oxo-3-(2-pyrrolidin-1-yl-thiazole-5-sulfonylamino)-pyrrolidin-1-yl]-propionic acid propyl ester hydrochloride (**compound of example 3**) in 20ml of 1N hydrochloric acid is heated at 80°C for 4h.. The reaction mixture is evaporated to dryness. The crude material is taken up in acetone, and the precipitate formed is filtered, washed with acetone and dried under vacuum. 510 mg of a white powder containing 1.7 moles of HCl and 2 moles of H₂O are collected (90% yield)

M.p. = 256°C

¹H-NMR (d₆-DMSO, 400 MHz, δ ppm): 1.52 (m, 1 H), 2.00 (m, 4H), 2.21 (m, 1H), 3.20-3.30 (brm, 2H), 3.40 (m, 4H), 3.45 (m, 2H), 3.8 (m, 1H), 4.90 (m, 1H), 7.20 (d, J = 7.5 Hz, 1H), 7.59 (s, 1H), 7.78 (d, J = 7.5 Hz, 1H), 8.00 (s, 1H), 8.02 (d, J = 7.9 Hz, 1H), 8.62 (s, 1H), 9.30 (brs, 2 H), 13.55 (brs, 1H)

Example 5: 2-methoxyethyl (2R)-3-[1-amino-7-(trifluoromethoxy)isoquinolin-6-yl]-2-[(3S)-2-oxo-3-({[2-(pyrrolidin-1-yl)-1,3-thiazol-5-yl]sulfonyl}amino)pyrrolidin-1-yl]propanoate hydrochloride (Compound N° 106)



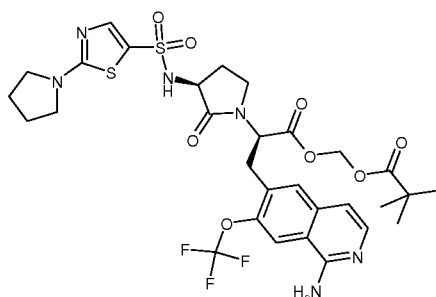
To 100 mg (0.15 mmole) of [(2R)-3-[1-amino-7-(trifluoromethoxy) isoquinolin-6-yl]-2-[(3S)-2-oxo-3-({[2-(pyrrolidin-1-yl)-1,3-thiazol-5-yl]sulfonyl}amino)pyrrolidin-1-yl]propanoic acid] (**compound of example 4**) dissolved in 3 ml of 2-methoxyethanol, is added 32 μl (0.45 mmoles) of thionyl chloride at room temperature.

The reaction mixture is stirred at ambient temperature for 3h, heated at 60°C for 1 h and evaporated to dryness. The crude material is taken up in a saturated solution of sodium bicarbonate and extracted with Ethyl acetate. The organic phase is allowed to settle, washed with water, dried over sodium sulfate and evaporated to dryness. The white foam obtained is taken up in Ethyl Acetate and the resulting solution is treated with 2 equivalents of 1N hydrochloric acid in ether. Ether is again added and the precipitate formed is filtered, washed with ether and dried under vacuum. 75 mg (69% yield) of a white powder containing 2 moles of HCl and 1 mole of water are collected.

M.p. = 154°C

¹H-NMR (d₆-DMSO, 400 MHz, δ ppm): 1.60 (m, 1 H), 2.00 (m, 4H), 2.21 (m, 1H), 3.15-3.30 (brm, 2H), 3.20 (s, 3H), 3.40 (m, 4H), 3.42-3.55 (m, 4H), 3.80 (m, 1H), 4.2 (m, 2H), 5.00 (m, 1H), 7.20 (d, J = 7.5 Hz, 1H), 7.59 (s, 1H), 7.72 (d, J = 7.5 Hz, 1H), 8.00 (s, 1H), 8.05 (d, J = 7.9 Hz, 1H), 8.62 (s, 1H), 9.30 (brs, 2 H), 13.55 (brs, 1H)

Example 6: (R)-3-(1 -Amino-7-trifluoromethoxy-isoquinolin-6-yl)-2-[(S)-2-oxo-3-(2-pyrrolidin-1 -yl-thiazole-5-sulfonylamino)-pyrrolidin-1 -yl]-propionic acid 2,2-dimethyl-propionyloxymethyl ester (Compound N° 107)



0.2 g of 4 Angstroms Molecular Sieves are activated for 1 h at 180°C under reduced pressure. After cooling, 0.5 ml of an acetonitrile solution of 103 mg (0,15 mmol) of (2R)-3-[1 -amino-7-(trifluoromethoxy) isoquinolin-6-yl]-2-[(3S)-2-oxo-3-([2-(pyrrolidin- 1-yl)-1,3-thiazol-5-yl]sulfonyl)amino)pyrrolidin- 1-yl]propanoic acid hydrochloride (**compound of example 4**) and 58 mg (0.45 mmol) of diisopropylethylamine are added.

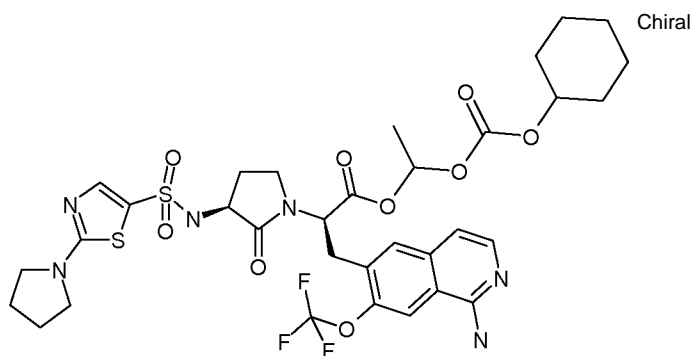
The solution is stirred for 1h and room temperature and cooled down to 0°C. 37 mg (0.17 mmol) of chloromethyl 2,2-dimethylpropanoate are added and the reaction mixture is stirred at 45°C for 7h.

After dilution with 25 ml of Ethyl Acetate, the organic phase is washed with water, with saline, dried over sodium sulfate and evaporated to dryness. The crude solid is purified by

column chromatography on silica gel using acetone as eluent. The resulting powder obtained after evaporation of collection fractions is taken up in a minimum amount of acetone (1 ml) and precipitated by addition of diisopropylether (10 ml). The precipitate is filtered, dried under vacuum. 40 mg of a white powder are obtained.

- 5 **¹H-NMR (d₆-DMSO, 400 MHz, δ ppm)** : 1.11 (9H, s) ; 1.55 (1H, m) ; 1.99 (4H, m) ; 2.17 (1H, m) ; 3.06-3.49 (8H, m) ; 3.79 (1H, m) ; 5.02 (1H, m) ; 5.73 (1H, d) ; 5.77 (1H, d) ; 6.88 (1H, d) ; 6.96 (2H, br) ; 7.56 (1H, s) ; 7.71 (1H, s) ; 7.83 (1H, d) ; 8.08 (1H, d) ; 8.20 (1H, br)

- 10 **Example 7: (R)-3-(1-Amino-7-trifluoromethoxy-isoquinolin-6-yl)-2-[(S)-2-oxo-3-(2-pyrrolidin-1-yl-thiazole-5-sulfonylamino)-pyrrolidin-1-yl]-propionic acid 1-cyclohexyloxy carbonyloxy-ethyl ester (Compound N° 108)**

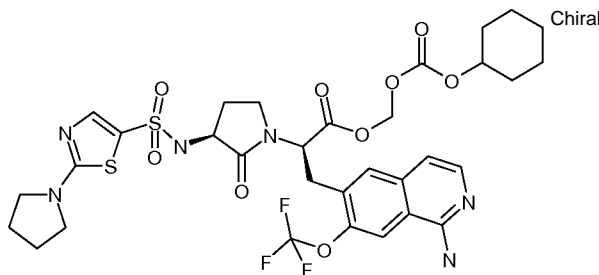


- To a solution of (2R)-3-[1-amino-7-(trifluoromethoxy)isoquinolin-6-yl]-2-[(3S)-2-oxo-3-({[2-(pyrrolidin-1-yl)-1,3-thiazol-5-yl]sulfonyl}amino)pyrrolidin-1-yl]propanoic acid hydrochloride (compound of example 4) (0.13 g, 0.19 mmol) in anhydrous dimethylformamide (1 ml) were added diisopropyl ethyl amine (0.11 ml, 0.61 mmol) and carbonic acid 1-chloro-ethyl ester cyclohexyl ester (0.04 ml, 0.21 mmol). The reaction mixture was stirred at room temperature under nitrogen for 18 days, it was then concentrated under reduced pressure. The crude product was purified using a silica gel column chromatography (acetone/methylene chloride) to afford the title compound (0.021 g, 14%) as a white solid.

M.p. : 147°C.

- ¹H-NMR (d₆-DMSO, 400 MHz, δ ppm)** : 1.1-1.7 (13 H, m), 1.75-1.89 (2 H, m), 1.92-2.05 (4 H, m), 2.1-2.25 (1 H, m), 3.05-3.25 (2 H, m), 3.4 (4 H, s), 3.42-3.55 (1 H, m), 3.7-3.9 (1 H, m), 4.55 (1 H, m), 4.9-5.1 (1 H, m), 6.63 (1 H, m), 6.87 (1 H, d, J=5.6 Hz), 6.94 (2 H, s), 7.56 (1 H, d, J=8Hz), 7.7 (1 H, s), 7.83 (1 H, d, J=6 Hz), 8.1 (1 H, s), 8.2 (1 H, s).

Example 8: {[(cyclohexyloxy)carbonyl]oxy}methyl (2R)-3-[1-amino-7-(trifluoromethoxy) isoquinolin-6-yl]-2-[(3S)-2-oxo-3-({[2-(pyrrolidin-1-yl) -1,3-thiazol-5-yl]sulfonyl}amino) pyrrolidin-1-yl]propanoate (Compound No. 109)



5

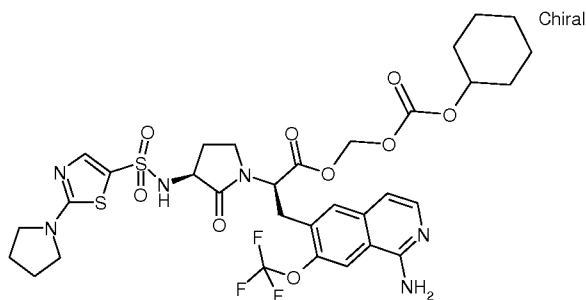
8.1 Chloromethyl cyclohexyl carbonate

At -78°C under nitrogen, to a solution of cyclohexanol (1g, 10mmol) in dichloromethane (20ml), was added pyridine (0.82 ml, 10 mmol) and chloromethyl chloroformate (1.3 g, 10 mmol). The reaction mixture was stirred for 7 hours at 0°C and at room temperature overnight and then poured on dichloromethane and washed with saturated aqueous ammonium chloride solution, the organic layer was dried over Na₂SO₄, filtered and concentrated under reduce pressure to give (1.6 g, 83%) of the title compound as a colorless oil, used without further purification, in the next step.

¹H-NMR (d₆-DMSO, 300MHz, δ ppm): 5.75 (2H, s); 4.75 (1H, m); 1.95 (2H, m); 1.80 (2H, m); 1.63-1.28 (6H, m).

15

8.2. {[(cyclohexyloxy)carbonyl]oxy}methyl (2R)-3-[1-amino-7-(trifluoromethoxy) isoquinolin-6-yl]-2-[(3S)-2-oxo-3-({[2-(pyrrolidin-1-yl)-1,3-thiazol-5-yl]sulfonyl}amino) pyrrolidin-1-yl]propanoate



20

To a solution of (2R)-3-[1-amino-7-(trifluoromethoxy)isoquinolin-6-yl]-2-[(3S)-2-oxo-3-({[2-(pyrrolidin-1-yl)-1,3-thiazol-5-yl]sulfonyl}amino)pyrrolidin-1-yl]propanoic acid hydrochloride

(compound of example 4) (0.5 g, 0.73 mmol) in anhydrous DMF (3 ml) were added potassium carbonate (0.3 g, 2.2 mmol) and chloromethyl cyclohexyl carbonate (0.21 g, 1.1 mmol), followed by potassium iodide (12 mg, 0.07 mmol). The reaction mixture was stirred at room temperature under nitrogen for 12 hours, and then was poured onto cold water, the resulting precipitate was filtered off, washed with water and dried under P_2O_5 .

The crude product was purified using a silica gel column chromatography (acetone/methylene chloride) to afford the title compound (0.277g, 49 %) as a white solid.

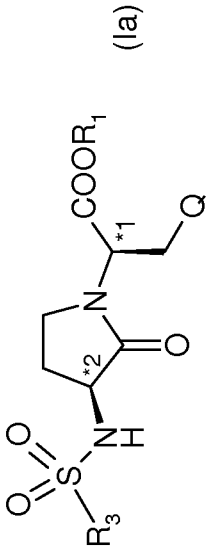
MH⁺ :771

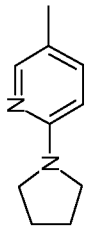
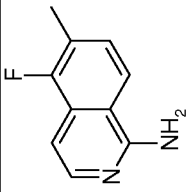
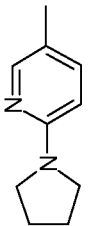
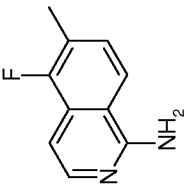
¹H-NMR (d6-DMSO, 400MHz, δ ppm): 8.19 (1H, s); 8.08 (1H, d, 6.7Hz); 7.83 (1H, d, 5.6Hz); 7.71 (1H, s); 7.56 (1H, s); 6.94 (2H, s); 6.87 (1H, d, 5.8Hz); 5.72 (2H, m); 5.03 (1H, m); 4.57 (1H, m); 3.88 (1H, m); 3.49-3.28 (6H, m); 3.22 (1H, m); 3.07 (1H, m); 2.16 (1H, m); 1.99 (4H, m); 1.82 (2H, m); 1.64 (2H, m); 1.59-1.17 (7H, m).

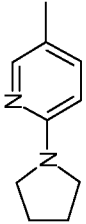
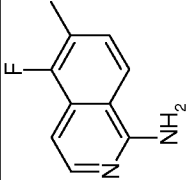
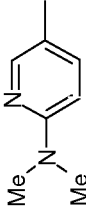
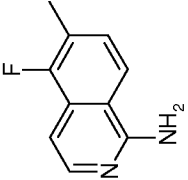
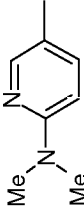
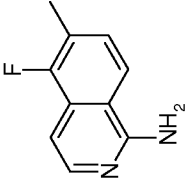
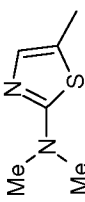
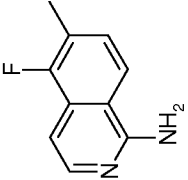
The chemical structures and the physical properties of a few examples of compounds according to the invention corresponding to the formula (I), in which the stereochemistry of the carbon identified by *1 is (R) and that of the carbon identified by *2 is (S), are illustrated in the following table.

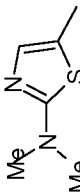
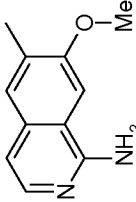
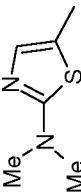
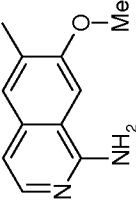
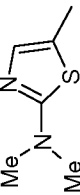
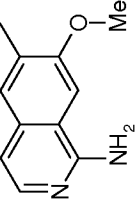
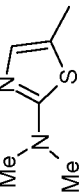
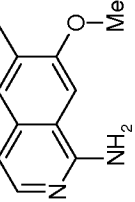
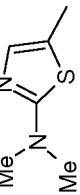
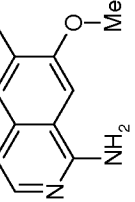
In this table, "Me", "Et", "n-Pr", "i-Pr", "n-Bu", "i-Bu", "c-C₃H₅", "c-C₄H₇" and "c-C₅H₉" respectively represent methyl, ethyl, n-propyl, isopropyl, n-butyl, iso-butyl, cyclopropyl, cyclobutyl and cyclopentyl groups and, in the "Salt" column, HCl represents a compound in the hydrochloride form and CF₃CO₂H represents a compound in the trifluoroacetate form.

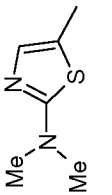
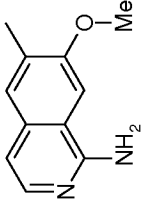
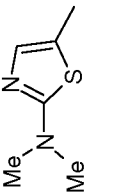
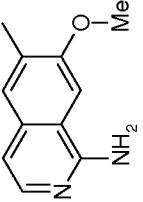
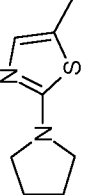
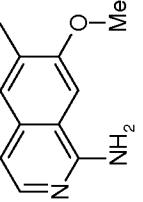
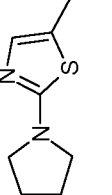
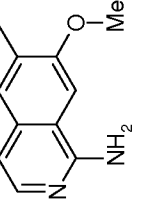
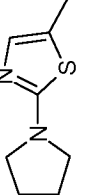
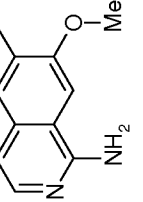
Table

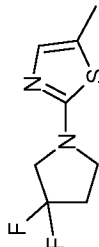
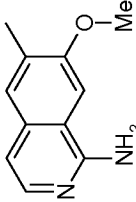
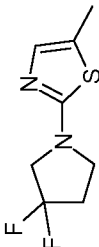
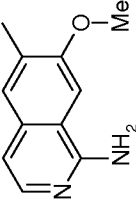
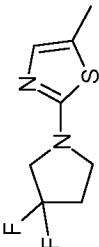
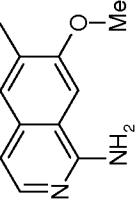
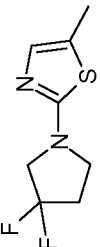
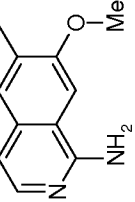
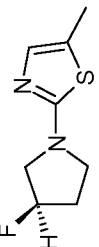
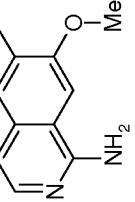


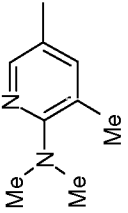
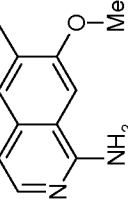
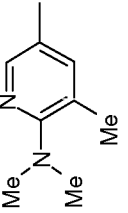
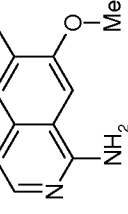
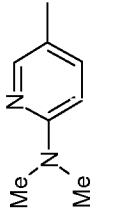
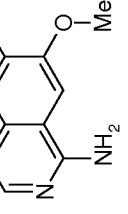
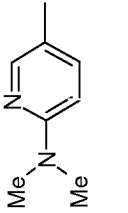
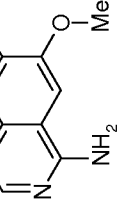
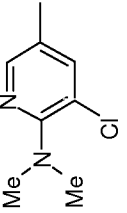
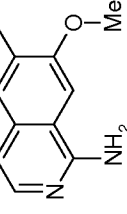
N°	R ₃	Sel	COOR ₁	Q	Melting point (°C)	LC/MS method ; ret. Time (min.) Obs. MH ⁺	[α] _D ²⁰ (°) (c, solvent)
1		HCl	COOH		224	B ; 4.1 543	-81 (0,35, MeOH)
2		HCl	COOMe		115	B ; 6.46 557	-20 (0,125, MeOH)

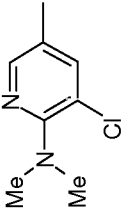
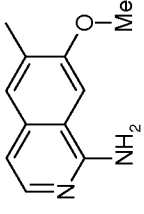
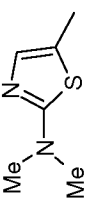
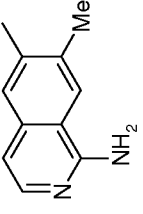
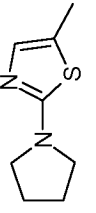
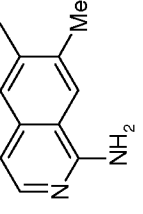
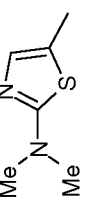
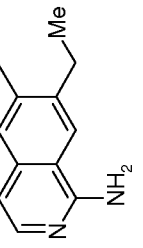
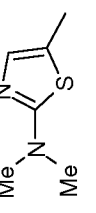
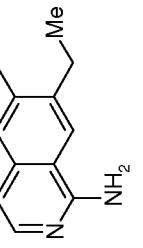
N°	R ₃	Sel	COOR ₁	Q	Melting point (°C)	LC/MS method ; ret. Time (min.) Obs. MH ⁺	[α] _D ²⁰ (°) (c, solvent)
3		HCl	COOEt		134	A ; 5.6 571	+4 (0,1, MeOH)
4		HCl	COOH		>250	B ; 3.7 517	-42 (0,165, MeOH)
5		HCl	COOMe		217	B ; 6.04 531	-7.6 (0,145, MeOH)
6		HCl	COOH		260	A ; 4.9 523	+12 (0,28, MeOH)

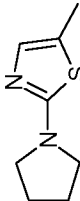
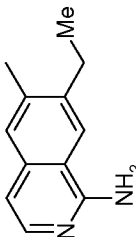
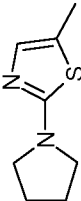
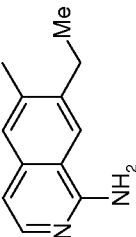
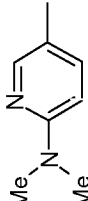
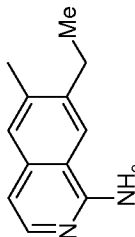
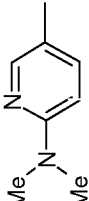
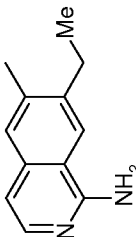
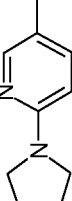
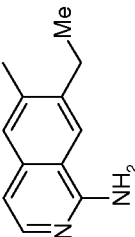
N°	R ₃	Sel	COOR ₁	Q	Melting point (°C)	LC/MS method ; ret. Time (min.) Obs. MH ⁺	[α] _D ²⁰ (°) (c, solvent)
7		HCl	COOH		253	A ; 5.1 535	+ 35 (0,1, MeOH)
8		HCl	COOi-Bu		212	A ; 7.0 591	+ 25 (0,1, MeOH)
9		HCl	COOCH ₂ -cC ₃ H ₅		214	B ; 7.1 589	+ 59 (0,1, MeOH)
10		HCl	COOCH ₂ -cC ₄ H ₇		106	A ; 5.4 603	+ 38 (0,1, MeOH)
11		HCl	COOi-Pr		205 (dec.)	B ; 7.2 577	+ 34 (0,1, MeOH)

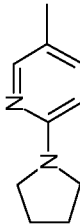
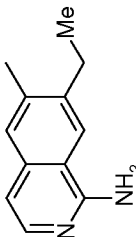
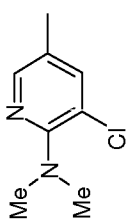
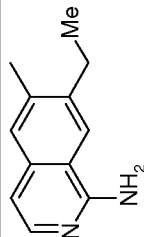
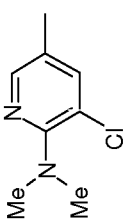
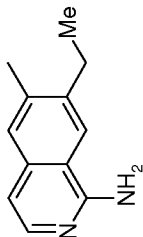
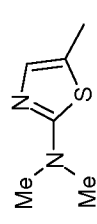
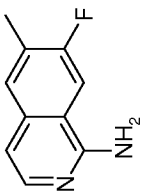
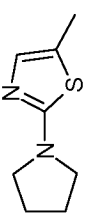
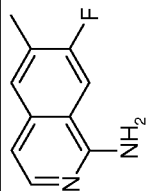
N°	R ₃	Sel	COOR ₁	Q	Melting point (°C)	LC/MS method ; ret. Time (min.) Obs. MH ⁺	[α] _D ²⁰ (°) (c, solvent)
12		HCl	COOc-C ₅ H ₉		120	A ; 5.9 603	+ 8 (0,1, MeOH)
13		HCl	COOEt		175	B ; 6.2 563	+ 43 (0,1, MeOH)
14		HCl	COOH		278	A ; 5.4 561	+ 18 (0,1, MeOH)
15		HCl	COOCH ₂ -cC ₃ H ₅		186	A ; 6.7 615	+ 51 (0,1, MeOH)
16		HCl	COOEt		170	A ; 6.3 589	+ 19 (0,1, MeOH)

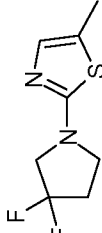
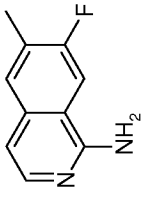
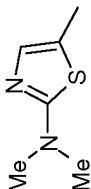
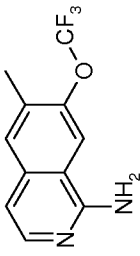
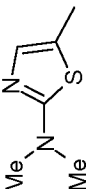
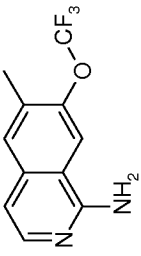
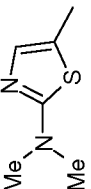
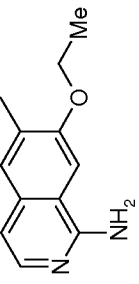
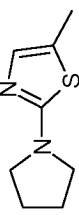
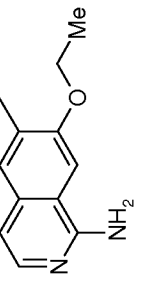
N°	R ₃	Sel	COOR ₁	Q	Melting point (°C)	LC/MS method ; ret. Time (min.) Obs. MH ⁺	[α] _D ²⁰ (°) (c, solvent)
17		HCl	COOH		218	A ; 5.7 597	+ 27 (0,1, MeOH)
18		HCl	COOEt		215	B ; 7.4 625	+ 40 (0,1, MeOH)
19		HCl	COOCH ₂ -cC ₃ H ₅		190	B ; 8.0 651	+ 40 (0,2, MeOH)
20		HCl	COO <i>i</i> -Pr		185 (dec)	B ; 8.0 639	+ 36 (0,1, MeOH)
21		HCl	COOH		250	A ; 5.3 579	+ 24 (0,1, MeOH)

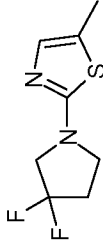
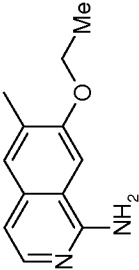
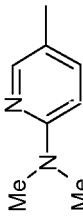
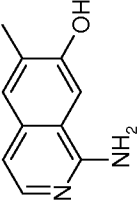
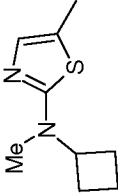
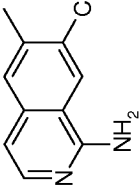
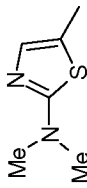
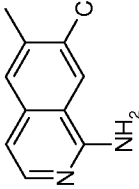
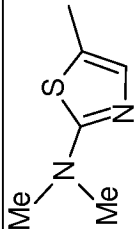
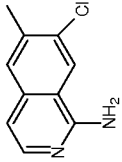
N°	R ₃	Sel	COOR ₁	Q	Melting point (°C)	LC/MS method ; ret. Time (min.) Obs. MH ⁺	[α] _D ²⁰ (°) (c, solvent)
22		HCl	COOH		195 (dec)	A ; 8.5 543	-8 (0,1, MeOH)
23		HCl	COOEt		123 (dec)	C ; 0.98 571	-13 (0,1, MeOH)
24		HCl	COOH		245 (dec)	B ; 4.3 529	-20 (0,1, MeOH)
25		HCl	COOEt		118 (dec)	A ; 6.3 557	-4 (0,1, MeOH)
26		HCl	COOH		245(dec)	A ; 5 563	-20 (0,1, MeOH)

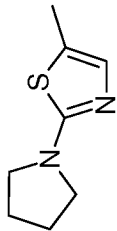
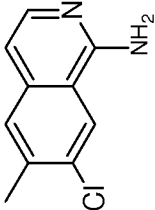
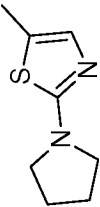
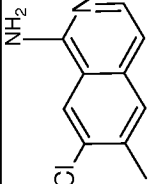
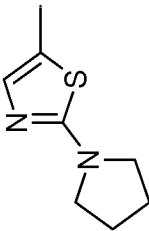
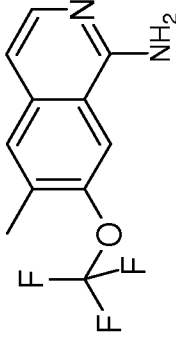
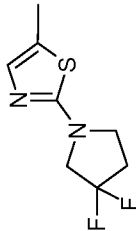
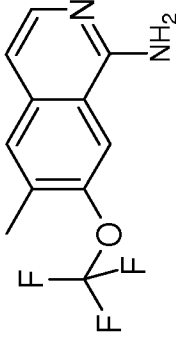
N°	R ₃	Sel	COOR ₁	Q	Melting point (°C)	LC/MS method ; ret. Time (min.) Obs. MH ⁺	[α] _D ²⁰ (°) (c, solvent)
27		HCl	COOEt		225(dec)	B ; - 591	-11 (0,1, MeOH)
28		HCl	COOH		195	B ; 3.7 519	+ 38 (0,1, MeOH)
29		HCl	COOH		179	A ; 5.2 545	+ 28 (0,1, MeOH)
30		HCl	COOH		178	A ; 4.9 533	+ 29 (0,1, MeOH)
31		HCl	COOEt		187	A ; 6.2 561	+ 30 (0,1, MeOH)

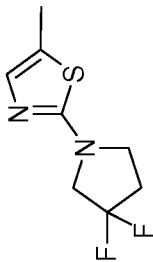
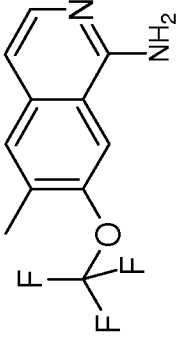
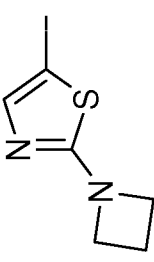
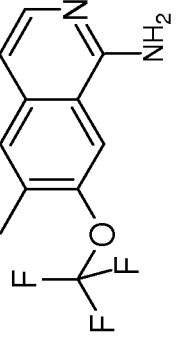
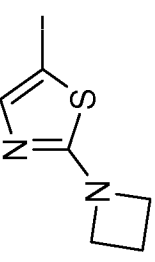
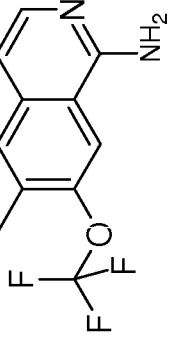
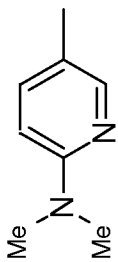
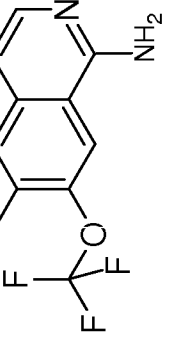
N°	R ₃	Sel	COOR ₁	Q	Melting point (°C)	LC/MS method ; ret. Time (min.) Obs. MH ⁺	[α] _D ²⁰ (°) (c, solvent)
32		HCl	COOH		254 (dec)	A ; 4.9 559	+ 17 (0,1, MeOH)
33		HCl	COOEt		183	A ; 6.5 587	+ 17 (0,1, MeOH)
34		HCl	COOH		195	A ; 4.6 527	+ 36 (0,1, MeOH)
35		HCl	COOEt		187	A ; 5.6 555	+ 8 (0,1, MeOH)
36		HCl	COOH		165 (dec)	A ; 4.7 553	+ 42 (0,1, MeOH)

N°	R ₃	Sel	COOR ₁	Q	Melting point (°C)	LC/MS method ; ret. Time (min.) Obs. MH ⁺	[α] _D ²⁰ (°) (c, solvent)
37		HCl	COOEt		217	A ; 5.6 581	+ 43 (0,1, MeOH)
38		HCl	COOH		223	A ; 5.3 561	- (0,1, MeOH)
39		HCl	COOEt		155	B ; - 589	- (0,1, MeOH)
40		HCl	COOH		270	A ; 4.8 523	+ 38 (0,1, MeOH)
41		HCl	COOH		268	A ; 5.1 549	+ 14 (0,1, MeOH)

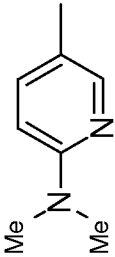
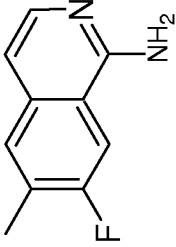
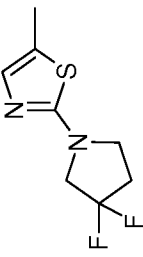
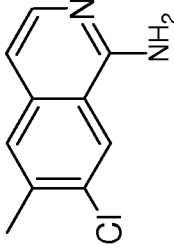
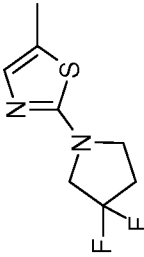
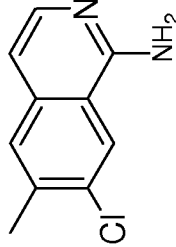
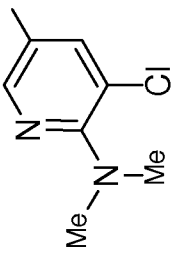
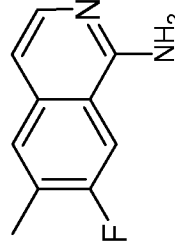
N°	R ₃	Sel	COOR ₁	Q	Melting point (°C)	LC/MS method ; ret. Time (min.) Obs. MH ⁺	[α] _D ²⁰ (°) (c, solvent)
42		HCl	COOH		190	B ; 4.2 585	+ 15 (0,1, MeOH)
43		HCl	COOMe		140	A ; 4.7 603	+ 42 (0,1, MeOH)
44		HCl	COOH		262	B ; 4.8 589	+ 17 (0,1, MeOH)
45		HCl	COOH		240	A ; 4.0 549	+ 19 (0,1, MeOH)
46		HCl	COOH		261	B ; 4.4 575	+ 40 (0,1, MeOH)

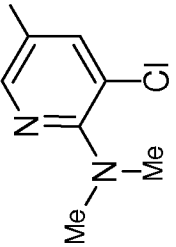
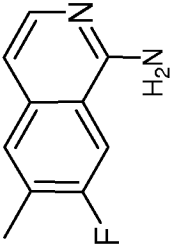
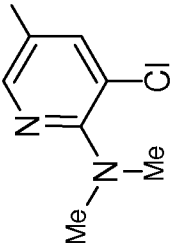
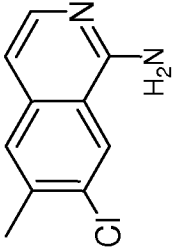
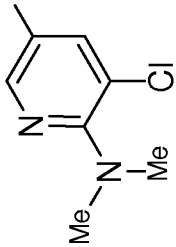
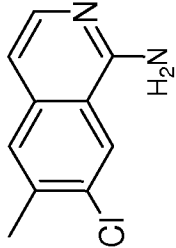
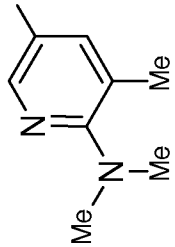
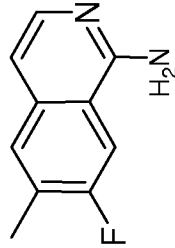
N°	R ₃	Sel	COOR ₁	Q	Melting point (°C)	LC/MS method ; ret. Time (min.) Obs. MH ⁺	[α] _D ²⁰ (°) (c, solvent)
47		HCl	COOH		267	A ; 4.6 611	+ 45 (0,1, MeOH)
48		HCl	COOH		212	B ; 4.9 515	- 57 (0,28, MeOH)
49		HCl	COOH		Amorphous	D ; 1.17 579	-
50		HCl	COOH		250 (dec.)	E ; 1.19 599	-
51		HCl	COOMe		Amorphous	D ; 1.15 553	-

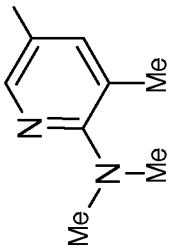
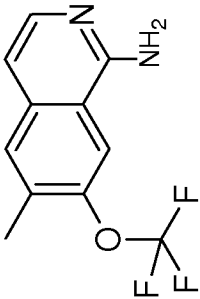
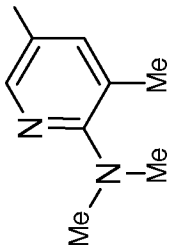
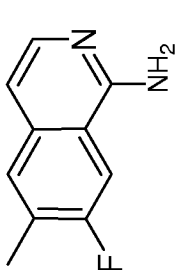
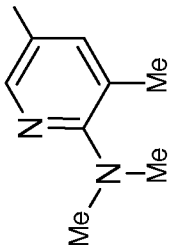
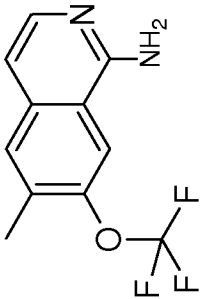
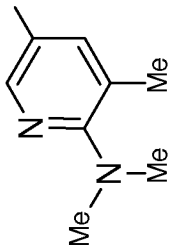
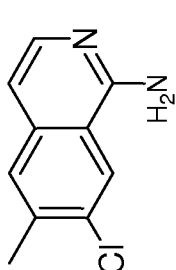
N°	R ₃	Sel	COOR ₁	Q	Melting point (°C)	LC/MS method ; ret. Time (min.) Obs. MH ⁺	[α] _D ²⁰ (°) (c, solvent)
52		HCl	COOMe		Amorphous	D ; 1.19 579	-
53		HCl	COOH		Amorphous	D ; 1.01 565	-
54		HCl	COOMe		Amorphous	D ; 1.25 629	-
55		HCl	COOMe		Amorphous	E ; 1.33 665	-

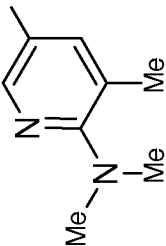
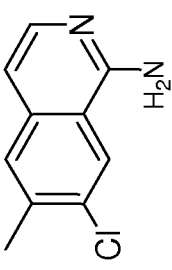
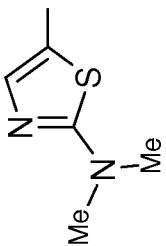
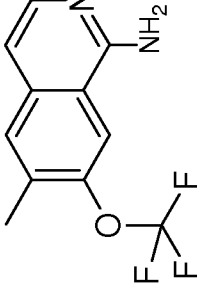
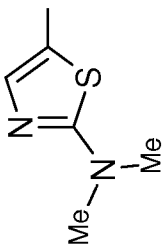
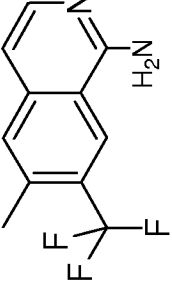
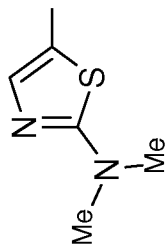
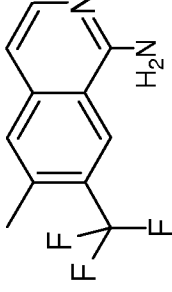
N°	R ₃	Sel	COOR ₁	Q	Melting point (°C)	LC/MS method ; ret. Time (min.) Obs. MH ⁺	[α] _D ²⁰ (°) (c, solvent)
56		HCl	COOH		Amorphous	E ; 1.25 651	-
57		HCl	COOMe		Amorphous	E ; 1.23 615	-
58		HCl	COOH		Amorphous	E ; 1.09 601	-
59		HCl	COOMe		Amorphous	E ; 1.09 597	-

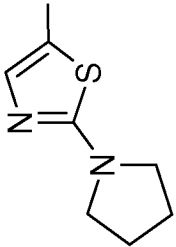
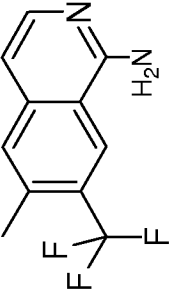
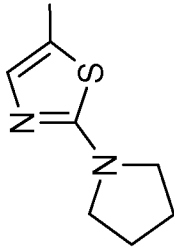
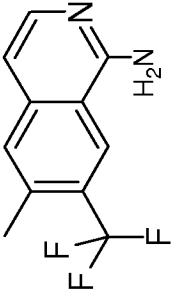
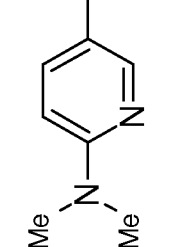
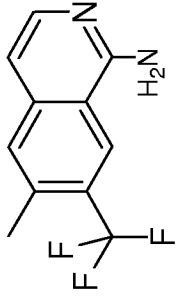
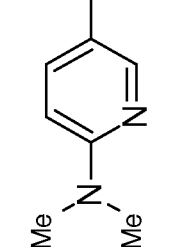
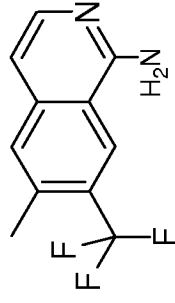
N°	R ₃	Sel	COOR ₁	Q	Melting point (°C)	LC/MS method ; ret. Time (min.) Obs. MH ⁺	[α] _D ²⁰ (°) (c, solvent)
60		HCl	COOH		Amorphous	E ; 1.0 583	-
61		HCl	COOMe		Amorphous	E ; 1.01 547	-
62		HCl	COOH		Amorphous	E ; 0.86 533	-
63		HCl	COOH		ND	E ; 0.79 517	-

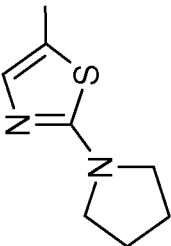
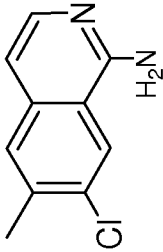
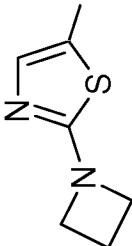
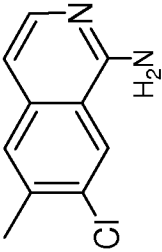
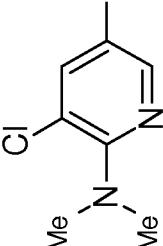
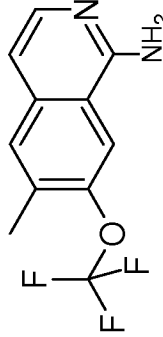
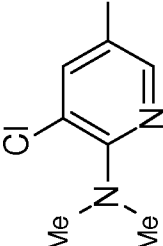
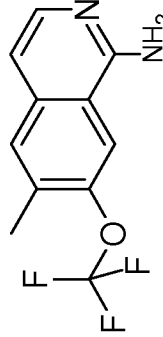
N°	R ₃	Sel	COOR ₁	Q	Melting point (°C)	LC/MS method ; ret. Time (min.) Obs. MH ⁺	[α] _D ²⁰ (°) (c, solvent)
64		HCl	COOMe		ND	D ; 0.97 531	-
65		HCl	COOMe		ND	E ; 1.23 615	-
66		HCl	COOH		250 (dec.)	D ; 1.17 601	-
67		HCl	COOMe		ND	D ; 1.39 565	-

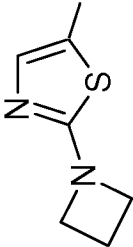
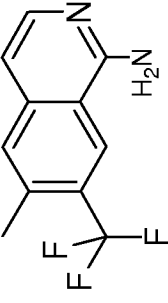
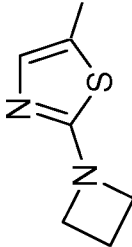
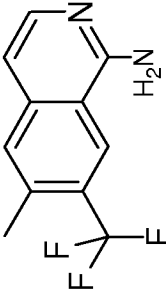
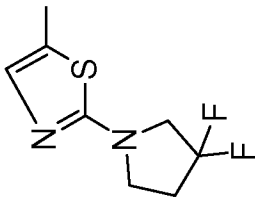
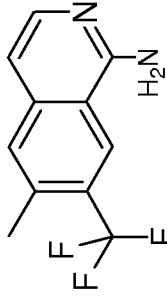
N°	R ₃	Sel	COOR ₁	Q	Melting point (°C)	LC/MS method ; ret. Time (min.) Obs. MH ⁺	[α] _D ²⁰ (°) (c, solvent)
68		HCl	COOH		ND	D ; 1.18 551	-
69		HCl	COOMe		Amorphous	E ; 1.29 581	-
70		HCl	COOH		250 (dec.)	E ; 1.16 567	-
71		HCl	COOMe		ND	E ; 1.05 545	-

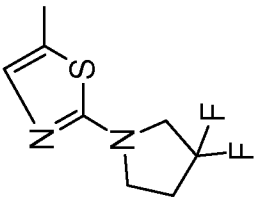
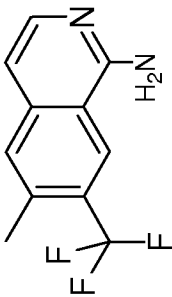
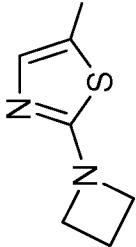
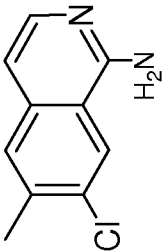
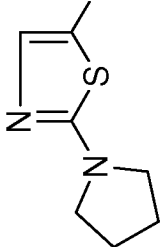
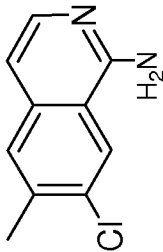
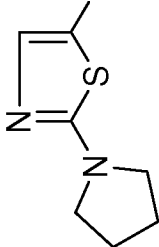
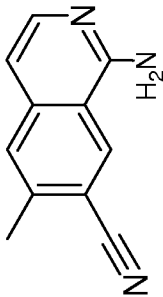
N°	R ₃	Sel	COOR ₁	Q	Melting point (°C)	LC/MS method ; ret. Time (min.) Obs. MH ⁺	[α] _D ²⁰ (°) (c, solvent)
72		HCl	COOMe		Amorphous	E ; 1.12 611	-
73		HCl	COOH		ND	E ; 0.82 531	-
74		HCl	COOH		230 (dec.)	E ; 0.99 597	-
75		HCl	COOMe		ND	E ; 1.12 561	-

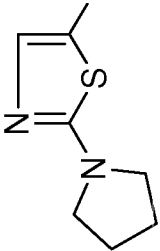
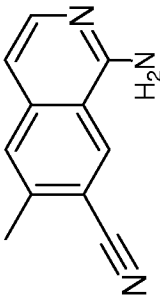
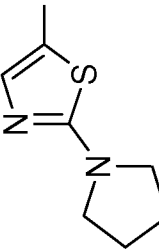
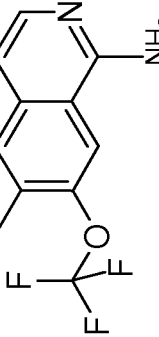
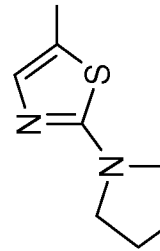
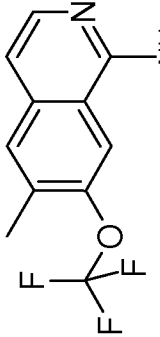
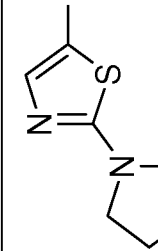
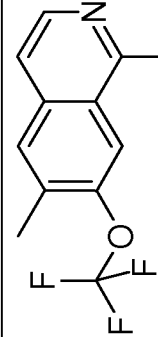
N°	R ₃	Sel	COOR ₁	Q	Melting point (°C)	LC/MS method ; ret. Time (min.) Obs. MH ⁺	[α] _D ²⁰ (°) (c, solvent)
76		HCl	COOH		ND	D ; 2.1 547	-
77		HCl	COOMe		200 (dec.)	D ; 1.18 603	-
78		HCl	COOMe		ND	E ; 1.16 587	-
79		HCl	COOH		ND	E ; 1.01 573	-

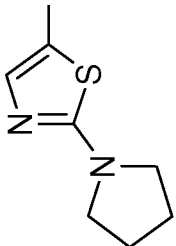
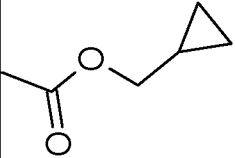
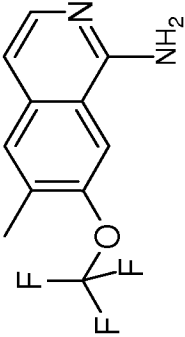
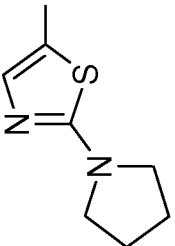
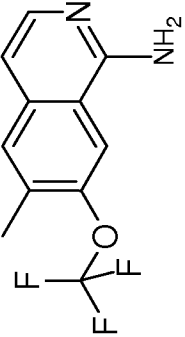
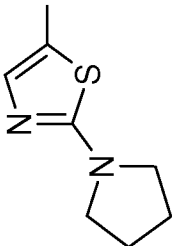
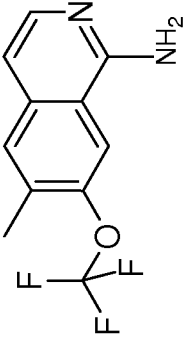
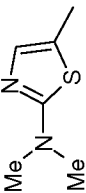
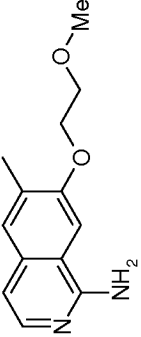
N°	R ₃	Sel	COOR ₁	Q	Melting point (°C)	LC/MS method ; ret. Time (min.) Obs. MH ⁺	[α] _D ²⁰ (°) (c, solvent)
80		HCl	COOMe		ND	F ; 2.44 613	-
81		HCl	COOH		ND	G ; 2.35 599	-
82		HCl	COOMe		ND	F ; 2.19 581	-
83		HCl	COOH		ND	F ; 1.96 567	-

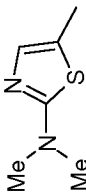
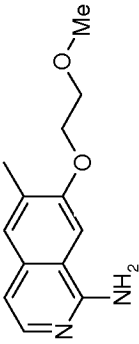
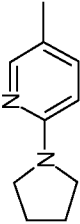
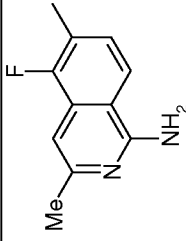
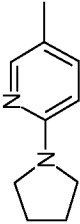
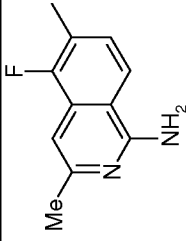
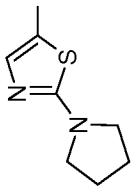
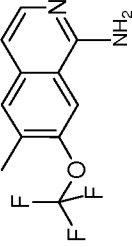
N°	R ₃	Sel	COOR ₁	Q	Melting point (°C)	LC/MS method ; ret. Time (min.) Obs. MH ⁺	[α] _D ²⁰ (°) (c, solvent)
84		HCl	COOEt		ND	F ; 2.45 593	-
85		HCl	COOMe		ND	F ; 2.26 565	-
86		HCl	COOMe		ND	G ; 2.84 631	-
87		HCl	COOH		ND	G ; 2.67 617	-

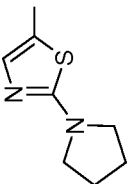
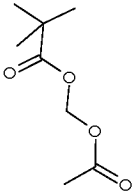
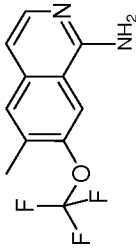
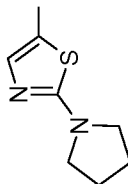
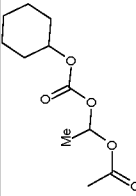
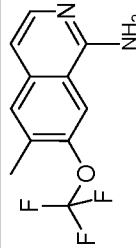
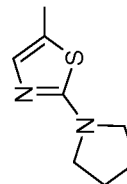
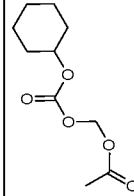
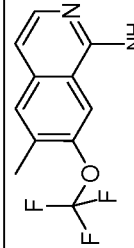
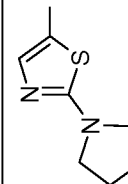
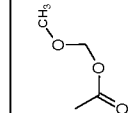
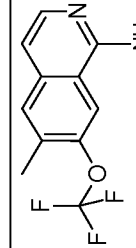
N°	R ₃	Sel	COOR ₁	Q	Melting point (°C)	LC/MS method ; ret. Time (min.) Obs. MH ⁺	[α] _D ²⁰ (°) (c, solvent)
88		HCl	COOMe		ND	G ; 2.6 599	-
89		HCl	COOH		ND	F ; 2.09 585	-
90		HCl	COOMe		ND	F ; 2.6 649	-

N°	R ₃	Sel	COOR ₁	Q	Melting point (°C)	LC/MS method ; ret. Time (min.) Obs. MH ⁺	[α] _D ²⁰ (°) (c, solvent)
91		HCl	COOH		ND	G ; 2.5 634	-
92		HCl	COOH		ND	G ; 2.2 551	-
93		HCl	COOn-Bu		ND	F ; 3.17 621	-
94		HCl	COOMe		ND	F ; 2.34 570	-

N°	R ₃	Sel	COOR ₁	Q	Melting point (°C)	LC/MS method ; ret. Time (min.) Obs. MH ⁺	[α] _D ²⁰ (°) (c, solvent)
95		HCl	COOH		ND	F ; 2.15 556	-
96		HCl	COOH		256	D ; 1.11 615	-
97		HCl	COOEt		ND	F ; 2.65 643	-
98		HCl	COOn-Pr		ND	F ; 2.93 657	-

N°	R ₃	Sel	COOR ₁	Q	Melting point (°C)	LC/MS method ; ret. Time (min.) Obs. MH ⁺	[α] _D ²⁰ (°) (c, solvent)
99		HCl			ND	F ; 2.97 669	-
100		HCl	COOn-Bu		ND	F ; 2.67 671	
101		HCl	COOi-Pr		ND	F ; 1.97 657	
102		HCl	COOEt		108	A ; 5.4 657	+ 6 (0,13, MeOH)

N°	R ₃	Sel	COOR ₁	Q	Melting point (°C)	LC/MS method ; ret. Time (min.) Obs. MH ⁺	[α] _D ²⁰ (°) (c, solvent)
103		HCl	COOH		180	A ; 4.7 579	+ 3 (0,1, MeOH)
104		HCl	COOH		217	B ; 4.4 557	-50 (0,3, MeOH)
105		HCl	COOMe		205	B ; 6.5 571	-68 (0,35, MeOH)
106			COO(CH ₂) ₂ OMe		154	B ; 5.78 673	-

N°	R ₃	Sel	COOR ₁	Q	Melting point (°C)	LC/MS method ; ret. Time (min.) Obs. MH ⁺	[α] _D ²⁰ (°) (c, solvent)
107						B ; 6.7 729	
108					147	B ; 7.2 785	
109						B ; 7.03 571	
110						H ; 13.48 659	

The compounds according to the invention have formed the object of pharmacological assays which make it possible to determine their anticoagulant and antithrombotic activities.

Determination of the IC_{50} with regard to factor IXa (*in vitro*)

- 5 The compounds according to the invention are tested in a range of concentrations (4.9 nM to 5 μ M final) and deposited in a proportion of 25 μ l per well. After the deposition of 50 μ l of Spectrozyme 229 substrate (American Diagnostica), at the final concentration of 625 μ M, the reaction is triggered by the addition of 25 μ l of FIXa (human factor IXa supplied by Enzyme Research Laboratories (ERL)), at the final concentration of 2.5 U/ml.
- 10 Reading is carried out at 405 nm for 15 min at 37°C. The percentage of inhibition of enzymatic activity (expressed as maximum rate of cleavage of the substrate) is calculated with respect to the enzymatic activity in the absence of inhibitor. The curve of inhibition as a function of the concentrations makes it possible to determine the IC_{50} of each compound (that is to say, the concentration necessary in order to obtain 50% inhibition of
- 15 the enzymatic activity) or the percentage inhibition at the maximum concentration tested (5 μ M).

Determination of the IC_{50} with regard to factor Xa (*in vitro*)

- The compounds according to the invention are tested in a range of concentrations (10 pM to 10 μ M final) in assay buffer (50 mM TRIS, 100 mM NaCl, 0.1 % BSA, pH 7.5) with
- 20 0.1% maximal final DMSO concentration and deposited in a proportion of 25 μ l per well, on 25 μ l enzyme (human coagulation factor Xa: Enzyme Research Laboratories HFXa, final concentration 0.003 UI/ml). The reactive were mixed, centrifuged and incubated 10 minutes at 37°C in a 96 well microtiter plate. The enzyme reaction was started with 50 μ l substrate (S-2765, Biogenic ref 821413 in a final concentration of 62.5 μ M final). The time
- 25 course of the reaction was monitored at 405 nm in a microtiter plate reader (Tecan M200) for 20 minutes at 37°C. The percentage of inhibition of enzymatic activity (expressed as maximum rate of cleavage of the substrate) is calculated with respect to the enzymatic activity in the absence of inhibitor. The curve of inhibition as a function of the concentrations makes it possible to determine the IC_{50} of each compound (that is to say,
- 30 the concentration necessary in order to obtain 50% inhibition of the enzymatic activity) or the percentage inhibition at the maximum concentration tested (10 μ M).

The compounds of formula (I) according to the present invention inhibit factor IXa and/or factor Xa, with IC_{50} values of between 1 nM and 10 μ M, preferably of less than 1 μ M. Examples of IC_{50} are given in the table I.

Determination of the inhibition of the kinetics of thrombin generation

A platelet-poor plasma (PPP) and platelet-rich plasma (PRP) thrombin generation test (TGT) is carried out, the said plasmas comprising all the factors of the coagulation cascade. The blood is withdrawn from the rat abdominal aorta over sodium citrate (3.8%, pH 7.4). PRP is obtained after centrifuging the blood (150 x g, 10 min) and PPP by additional centrifuging of the pellet (1100 x g, 15 min). PRP is diluted with PPP in order to adjust the number of platelets (300,000 platelets/mm³). The PPP and PRP thrombin generation test is carried out according to the method described as "Calibrated Automated Measurement of Thrombin Generation (CAT)" by H.C. Hemker *et al.* {*Pathophysiol Haemost Thromb* 33 (2003), pp. 4-15). According to this method, Thrombin generation was measured in a Fluoroscanner Ascent® fluorometer (Thermolab systems OY, Helsinki, Finland) equipped with a dispenser. Fluorescence intensity was detected at wavelengths of 390 nm (excitation filter) and 460 nm (emission filter). Briefly, 80 µL of PPP was dispensed into the wells of round-bottom 96 well-microtitre plates. 20 µL of a mixture containing tissue factor and phospholipids was added to the plasma sample. The starting reagent contains fluorogenic substrate and CaCl₂ and automatically dispensed (20 µL per well). A dedicated software program, Thromboscope® (Thromboscope bv, Maastricht, The Netherlands) enables the calculation of thrombin activity against the calibrator (Biodis) and displays thrombin activity against time.

Recombinant human tissue factor (TF) Innovin® was obtained from Dade Behring (B421 2-50) and used at a final dilution of 1/200 or 1/1 000 respectively for TGT evaluation in rat PPP or rat PRP.

The phospholipid vesicles used (in PPP thrombin generation test) at a final concentration of 1 µM were home-made and consisted of 22 mol% phosphatidylserine (PS), and 78 mol% phosphatidylcholine (PC). Hepes-buffered saline contained 20 mM Hepes (Sigma Aldrich, Poole, UK), 150 mM NaCl and 5 mg/mL bovine serum albumin (BSA) (Sigma Aldrich, Poole, UK), pH 7.35. This buffer was stored at - 20 °C until use. A fresh mixture of fluorogenic substrate and CaCl₂ was prepared before starting each experiment. Fluorogenic substrate, Z-Gly-Gly-Arg-AMC, was obtained from Bachem (Bubendorf, Switzerland). The mixture of 2.5 mM fluorogenic substrate and 0.1 M CaCl₂ was prepared using buffer containing 20 mM HEPES and 60 mg/mL BSA, pH 7.35. The Calibrator with the activity of 600 nM human thrombin was obtained from Biodis. Polypropylene round bottom Greiner microtitre plates available in all centres were used. Endogenous thrombin potential (ETP) results were used to calculate inhibitory effect of the compounds because of the clinical relevance of this parameter reported in the literature.

In this test, the compounds of formula (I) according to the present invention inhibit or slow down the generation of thrombin, at concentrations generally between 1 nM and 10 μ M. Examples of inhibition of thrombin generation are given in the table below:

Compound number	Rat PRP (% inh)			Rat PPP (% inh)		
	10 μ M	1 μ M	0.1 μ M	10 μ M	1 μ M	0.1 μ M
1	23.2	14.2	4.8	6.3	6.4	1.8
2	23.7	12.2	4.0	5.3	5.6	1.3
6	40.4	18.4	2.1	26.6	7.9	-0.1
7	98.2	92.6	58.7	94.2	84.3	58.8
14	92.9	78.2	16.9	85.4	69.3	25.3
15	95.6	74.6	-5.9	86.0	60.0	18.7
16	95.8	77.0	16.6	82.2	59.8	16.2
17	89.3	64.0	18.4	67.2	36.8	6.0
18	90.5	63.5	9.2	72.5	29.9	2.3
19	93.0	49.4	6.6	62.6	23.5	1.3
21	83.8	67.2	30.0	77.0	55.1	19.5
22	65.1	24.9	6.1	49.0	15.8	3.8
24	97.1	81.3	34.1	90.0	70.7	27.0
26	52.7	10.8	1.0	37.6	13.1	0
28	81.6	58	8.4	70.4	46.2	7.2
29	71.2	36.1	17.2	44.5	16.3	5.0
30	92.0	66.8	12.0	79.7	55.1	20.5
32	69.3	28.5	3.5	42.6	24	0
34	79.0	29.2	8.6	65.5	34.2	8.9
36	40.9	16.4	12.2	14.0	6.1	3.7
38	8.2	15.5	11.0	8.7	2.3	0.0
40	71.2	32.6	8.6	52.0	33.6	45.0
41	62.6	23.5	9.7	33.8	14.5	-10.0
42	39.3	20.8	8.3	20.1	11.1	10.1
43	77.6	21.9	5.8	67.2	34.6	6.8
44	67.6	21.6	1.8	77.0	57.6	12.1

Compound number	Rat PRP (% inh)			Rat PPP (% inh)		
	10 μ M	1 μ M	0.1 μ M	10 μ M	1 μ M	0.1 μ M
45	84.4	55.7	17.7	77.0	57.6	12.1
46	63.5	23.4	0.9	77.0	57.6	12.1
47	69.5	37.5	9.1	35.9	12.2	-0.6
48	29.6	13.9	4.9	17.7	1.3	2.6
49	54.2	21.9	8.8	22.3	9.7	0
50	87.5	61.4	16.7	72.1	47.9	11.6
51	96	58	14	77	46	3.5
52	60.1	15.2	0	35.3	6.6	0
53	73.5	26.2	3.1	54.7	19.6	0.1
54	27.7	2.1	0.0	17.6	0.0	0.0
55	29.3	14.6	5.8	6.3	3.7	3.2
56	27.7	13.8	5.2	13.5	4.9	3.7
57	36.6	16.0	1.7	29.3	9.6	0.0
58	41.1	17.2	2.5	47.0	13.6	0.8
59	42.1	20.2	4.1	41.6	14.0	3.1
60	49.2	16.9	6.1	46.6	13.4	3.7
61	76.6	30.3	9.1	58.8	25.1	3.0
62	81.4	35.9	15.7	65.7	31.3	6.7
63	46.4	23.5	9.6	38.3	15.1	3.8
64	47.3	19.4	7.2	38.0	14.2	1.5
65	38.2	24.6	4.2	19.3	8.7	0.1
66	49.9	26.0	12.3	24.4	15.6	0.8
67	25.0	8.1	1.1	10.8	6.6	1.9
68	19.3	11.1	2.7	7.4	5.5	1.3
69	18.9	5.6	0.1	5.2	3.1	0.0
70	21.5	9.8	3.1	6.0	4.1	0.3
71	29.5	4.7	4.2	14.5	4.6	1.2
72	18.5	5.3	0.0	7.3	0.8	0.0
73	15.3	8.6	1.8	8.5	12.2	1.8

Compound number	Rat PRP (% inh)			Rat PPP (% inh)		
	10 μ M	1 μ M	0.1 μ M	10 μ M	1 μ M	0.1 μ M
74	11.5	3.1	0.7	3.0	0.3	0.0
75	23.0	10.2	1.9	9.3	3.1	0.2
76	21.9	7.8	0.9	6.0	4.2	0.9
77	69.8	17.0	3.6	57.9	21.2	5.0
78	31.7	11.9	0.0	21.2	9.2	0.8
79	47.1	14.0	4.4	32.4	13.0	3.0
80	17.2	4.4	0.9	2.2	2.7	0.5
81	28.9	11.9	1.9	3.8	3.6	0.8
82	31.4	15.1	3.5	7.0	0.2	0.0
83	33.9	22.1	7.6	16.3	4.3	1.1
84	60.3	20.2	0.3	29.0	4.3	0.0
85	64.8	24.7	5.5	56.2	17.4	0.0
86	21.1	6.1	0.0	9.6	5.1	3.4
87	16.1	7.6	5.7	4.4	2.9	2.9
88	17.8	8.5	5.2	4.1	2.9	1.9
89	22.1	8.1	4.9	5.5	1.3	0.7
90	21.3	10.1	1.9	1.6	4.2	1.5
91	25.4	8.0	3.6	4.0	5.4	0.0
92	83.8	37.3	11.1	75.3	38.8	6.0
93	75.3	24.3	3.6	46.6	12.6	0.0
94	46.0	17.1	6.5	25.4	6.9	1.4
95	59.9	17.5	6.3	35.0	7.7	0.0
96	35.9	4.8	0.0	44.8	6.1	0.0
103	89.4	57.6	7.5	86.3	65.6	22.8

Compound number	Human PRP (% inh)			Human PPP (% inh)		
	10 μ M	1 μ M	0.1 μ M	10 μ M	1 μ M	0.1 μ M
1	2.4	0.0	0.0	8.2	7.7	3.0
17	81.9	38.6	4.4	80.5	55.1	15.4
18	49.1	2.9	0.0	69.4	31.0	4.7
19	29.3	0.0	0.0	47.2	5.5	0.8
47	69.6	22.2	15.8	58.1	25.4	8.1
51	35.0	3.0	0.0	51.0	18.0	7.0
52	3.5	0.0	0.0	25.2	8.8	4.5
53	35.6	7.5	0.0	54.9	25.9	7.5
54	0.0	0.0	0.0	33.5	11.3	4.0
63	41.7	16.3	3.1	48.2	20.4	2.7
65	0.0	5.7	0.0	16.2	7.0	4.2
66	25.9	11.8	15.9	29.7	14.3	8.6
78	1.1	7.4	9.2	10.0	0.1	0.1
79	49.9	9.1	3.3	54.5	24.5	3.8
82	14.6	0.0	10.6	1.1	2.3	0.0
83	16.9	6.3	0.0	26.4	6.1	0.0
84	8.7	0.0	0.0	0.4	3.3	0.7
85	1.0	0.0	0.0	19.8	15.7	13.7
88	0.0	5.4	0.0	0.0	0.0	0.0
92	39.3	13.6	2.4	54.6	23.5	4.6
93	40.7	0.0	2.8	46.0	13.4	0.8
94	4.3	2.2	0.0	9.4	0.0	0.0
95	41.2	9.0	0.0	59.7	29.2	9.0
96	53.7	20.1	0.0	39.9	15.7	1.7

Some discrepancies can be observed between in vitro activity on isolated enzymes and activity in both rat and human plasma. For example, the compounds 51, 52, 54, 61, 65, 78, 85, 88 according to the invention present a weak activity on both isolated enzymes

and TGT in human PRP but with a strong activity in rat PRP. These results are linked to the fact that compounds 51, 52, 54, 61, 65, 78, 85, 88 according to the invention are prodrugs, i.e. inactive by themselves on isolated enzymes or plasma when they are not converted to active drug. In human plasma, all these prodrugs present a high plasmatic stability, while in rat plasma they are rapidly converted to the corresponding active drugs, this is the reason for which they are active in rat plasma TGT model.

The compounds according to the invention are thus inhibitors of factor IXa. Consequently, they can be used in the preparation of medicaments; in particular of medicaments which are inhibitors of coagulation factor IXa and factor Xa. With a high inhibitory effect on factor IXa and a weak inhibition of factor Xa, the compounds described in this patent are expected to present high anti-thrombotic properties with a moderate bleeding side effect. For some of those compounds, in vivo evaluation of their ability to inhibit thrombus generation was performed in a model of rat venous thrombosis (wessler model adapted to rats).

Wessler model of thrombosis adapted to rats

The Wessler-like model (i.e. venous thrombosis model) was performed in anesthetized rats. The abdominal vena cava was exposed and two loosed silk ligatures separated from -0.7 cm were placed around the vessel. Thrombus formation was induced by a 1 ng/kg dose of recombinant human thromboplastin into the penile vein and 10 sec after the freed segment of vessel was promptly occluded by tightening both ligatures during 20 min. The segment was then harvested, the vein was longitudinally dissected out and the thrombus blotted and weighted. The compounds and corresponding vehicles were administered by oral or intravenous routes 5, 60 or 120 minutes prior injection of thromboplastin. The thrombus weight was measured 20 min after the thromboplastin injection.

In this test, the compounds of formula (I) according to the present invention inhibit or slow down the thrombus generation (thrombus weight), at 3mg/kg after iv injection or 30mg/kg after oral administration. Examples of inhibition of thrombus generation are given in the table below:

Compound number	Rat Wessler iv @3mg/kg (% inh of thrombus weight)		Compound number	Rat Wessler po @30mg/kg (% inh of thrombus weight)
	5 min	2h		1h
53	43%	13%	65	7%
66	41%	51%	97	37%
79	61%	30%	98	58%
81	20%	ND	99	51%
83	57%	20%	100	36%
95	43%	0%	24	43%
47	41%	5%	23	45%
22	0%	ND	25	43%
96	62%	49%	31	57%

Thus, according to another of its aspects, a subject-matter of the invention is medicaments which comprise a compound of formula (I) or an addition salt of the latter with a pharmaceutically acceptable acid or base or also a hydrate or a solvate of the compound of formula (I).

The compounds of the invention are particularly advantageous in the manufacture of medicaments intended for the treatment and prevention of thrombosis of arterial and/or venous origin.

They can be used for the treatment and prevention of various pathologies resulting from a modification of the homeostasis of the coagulation system appearing in particular during disorders of the cardiovascular and cerebrovascular system, such as thromboembolic disorders associated with arteriosclerosis and diabetes, for example unstable angina, apoplexy, post-angioplasty restenosis, endarterectomy or the insertion of endovascular prostheses; or thromboembolic disorders associated with rethrombosis after thrombolysis, with infarction, with dementia of ischaemic origin, with peripheral arterial diseases, with haemodialysis or with auricular fibrillations, or also during the use of vascular prostheses for aortocoronary bypasses. These compounds can furthermore be used for the treatment or prevention of thromboembolic pathologies of venous origin, such as pulmonary embolisms. They can also be used either to prevent or to treat thrombotic complications which appear during surgical operations or together with other pathologies, such as cancer and bacterial or viral infections. In the case of the insertion of prostheses, the

compounds of the present invention can be used to cover these prostheses and to thus render them haemocompatible. In particular, they can be attached to intravascular prostheses (stents).

- 5 According to another of its aspects, the present invention relates to pharmaceutical compositions comprising, as active principle, a compound according to the invention. These pharmaceutical compositions comprise an effective dose of at least one compound according to the invention or a pharmaceutically acceptable salt, a hydrate or a solvate of the said compound and at least one pharmaceutically acceptable excipient.
- 10 The said excipients are chosen, according to the pharmaceutical form and the method of administration desired, from the usual excipients which are known to a person skilled in the art.

In the pharmaceutical compositions of the present invention for oral, sublingual, subcutaneous, intramuscular, intravenous, topical, local, intratracheal, intranasal, 15 transdermal or rectal administration, the active principle of formula (I) above or its possible salt, solvate or hydrate can be administered in unit administration form, as a mixture with conventional pharmaceutical excipients, to animals and to human beings for the prophylaxis or treatment of the above disorders or diseases.

The appropriate unit administration forms comprise oral forms, such as tablets, soft or 20 hard gelatin capsules, powders, granules and oral solutions or suspensions, sublingual, buccal, intratracheal, intraocular or intranasal administration forms, forms for administration by inhalation, topical, transdermal, subcutaneous, intramuscular or intravenous administration forms, rectal administration forms and implants. For the topical application, the compounds according to the invention can be used in creams, gels, 25 ointments or lotions.

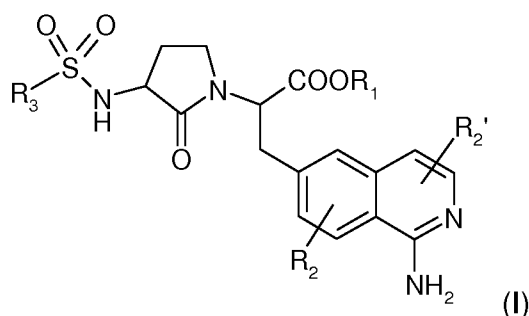
By way of example, a unit administration form of a compound according to the invention in the tablet form can comprise the following components:

	Compound according to the invention	50.0 mg
	Mannitol	223.75 mg
30	Croscarmellose sodium	6.0 mg
	Maize starch	15.0 mg
	Hydroxypropylmethylcellulose	2.25 mg
	Magnesium stearate	3.0 mg

The present invention, according to another of its aspects, also relates to a method for the treatment of the pathologies indicated above which comprises the administration, to a patient, of an effective dose of a compound according to the invention or one of its pharmaceutically acceptable salts or its hydrates or its solvates.

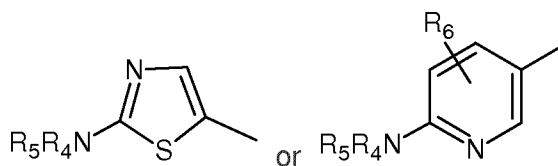
CLAIMS

1. A compound of formula (I)



in which:

- 5 - R₁ represents a hydrogen atom, a (CrC₆)alkyl group, a (C₃-C₇)cycloalkyl group, a (C₃-C₇)cycloalkyl-(Ci-C₆)alkyl- group, a Rb-O-Ra- group where Rb represents a (CrC₆)alkyl group or a (C₃-C₇)cycloalkyl group and Ra represents a (CrC₆)alkyl group, or a Rd-O-C(0)-O-Rc- group where Rd represents a (C₁-C₆)alkyl group or a (C₃-C₇)cycloalkyl group and Rc represents a (CrC₆)alkyl group, or a Rf-C(0)-O-Re- where Re represents a (CrC₆)alkyl group and Rf represents a (CrC₆)alkyl group,
- 10 - R₂ represents a halogen atom, -OH, -CN, a (CrC₆)alkyl group, an -O-(CrC₆)alkyl group, said alkyl groups being non-substituted or substituted by one or more halogen atoms, identical to or different from one another, or a Rg-O-Rh-O- where Rg represents a (CrC₆)alkyl group and Rh represents a (C₁-C₆)alkyl group,
- 15 - R₂' represents a hydrogen atom or a (CrC₆)alkyl group,
- R₃ represents:



20

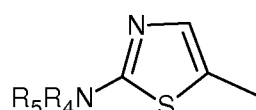
- R₄ and R₅ represent, independently of one another, a (CrC₆) alkyl group or a (C₃-C₇)cycloalkyl group,
- or R₄ and R₅ together form, with the nitrogen atom to which they are attached, a 3 to 7 membered heterocycloalkyl group comprising from 1 to 2 heteroatoms

chosen from nitrogen, oxygen and sulphur, said heterocycloalkyl group being non-substituted or substituted by one or more groups, identical or different from one another, chosen from halogen atoms and (C₁-C₆)alkyl groups, (C₁-C₆)alkoxy groups, -CF₃, -OCF₃,

- 5 - R₆ represents a halogen atom, a hydrogen atom, a (C₁-C₆)alkyl group, a (C₁-C₆)alkoxy group or -CN;

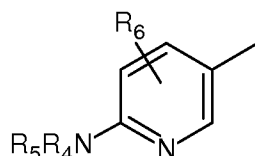
as well as their enantiomers, diastereoisomers and their mixtures, and the pharmaceutically acceptable salts thereof.

- 10 2. The compound of formula (I) according to claim 1 in which R₃ represents:



as well as their enantiomers, diastereoisomers and their mixtures, and the pharmaceutically acceptable salts thereof.

- 15 3. The compound of formula (I) according to claim 1 in which R₃ represents:



as well as their enantiomers, diastereoisomers and their mixtures, and the pharmaceutically acceptable salts thereof.

- 20 4. The compound of formula (I) according to anyone of the preceding claims wherein R₂ represents a -OCF₃ group, as well as their enantiomers, diastereoisomers and their mixtures, and the pharmaceutically acceptable salts thereof.

- 25 5. The compound of formula (I) according to anyone of the preceding claims, wherein:

- R₁ represents a hydrogen atom, a (C₁-C₆)alkyl group, a (C₃-C₇)cycloalkyl group, a (C₃-C₇)cycloalkyl-(C₁-C₆)alkyl group, a R_b-O-R_a group where R_b represents a

(**C**₁-**C**₆)alkyl group and Ra represents a (**C**₁-**C**₆)alkyl group, or a Rd-0-**C**(0)-0-Rc- where Rd represents a (**C**₁-**C**₆)alkyl group or a (**C**₃-**C**₇)cycloalkyl group and Rc represents a (**Ci-Ce**)alkyl group, or a Rf-**C**(0)-0-Re- where Re represents a (**C**₁-**C**₆)alkyl group and Rf represents a (**C**₁-**C**₆)alkyl group, as well as their enantiomers, diastereoisomers and their mixtures, and the pharmaceutically acceptable salts thereof.

6. The compound of formula (I) according to anyone of the preceding claims, wherein:

- R₂ represents a halogen atom, -OH, -CN, a (**C**₁-**C**₆)alkyl group or a -0-**(CrC**₆)alkyl group, said alkyl groups being non-substituted or substituted by one or more halogen atoms, identical to or different from one another, or a Rg-O-Rh-O- where Rg represents a (**CrC**₆)alkyl group and Rh represents a (**CrC**₆)alkyl group, as well as their enantiomers, diastereoisomers and their mixtures, and the pharmaceutically acceptable salts thereof.

7. The compound of formula (I) according to anyone of the preceding claims, wherein R₂' represents a hydrogen atom or a (**Ci-C**₆)alkyl group, as well as their enantiomers, diastereoisomers and their mixtures, and the pharmaceutically acceptable salts thereof.

8. The compound of formula (I) according to anyone of the preceding claims, wherein:

- R₄ and R₅ represent, independently of one another, a (**CrC**₆)alkyl group or a (**C**₃-**C**₇)cycloalkyl group,

- or R₄ and R₅ together form, with the nitrogen atom to which they are attached, a 3 to 7 membered N-heterocycloalkyl group comprising from 1 to 2 heteroatoms chosen from nitrogen, oxygen and sulphur, said heterocycloalkyl group being non-substituted or substituted by one or more halogen atoms, as well as their enantiomers, diastereoisomers and their mixtures, and the pharmaceutically acceptable salts thereof.

9. The compound of formula (I) according to anyone of the preceding claims,

wherein R_6 represents a halogen atom, a hydrogen atom or a (CrC_6) alkyl group as well as their enantiomers, diastereoisomers and their mixtures, and the pharmaceutically acceptable salts thereof.

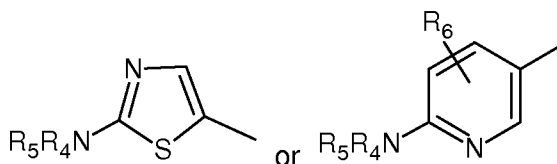
10. The compounds of formula (I) according to anyone of the preceding claims, wherein:

- R_1 represents a hydrogen atom, a methyl, an ethyl, a propyl, an isopropyl, a butyl, an isobutyl, a cyclopentyl, a cyclopropylmethyl, a cyclobutylmethyl, a 2-methoxyethyl, a cyclohexyloxycarbonyloxymethyl, a 1-cyclohexyloxycarbonyloxymethyl, a 2,2-dimethylpropionyloxymethyl,

- R_2 represents a chlorine atom, a fluorine atom, -OH, -CN, a methyl, an ethyl, a methoxy, an ethoxy, -CF₃, -OCF₃, a 2-methoxyethoxy,

- R_2' represents a hydrogen atom, a methyl,

- R_3 represents:



- R_4 and R_5 represent, independently of one another, a methyl or a cyclobutyl,

- or R_4 and R_5 together form, with the nitrogen atom to which they are attached, a heterocycloalkyl group chosen from azetidin-1-yl or pyrrolidin-1-yl, said heterocycloalkyl group being non-substituted or substituted by one or two fluorine atoms,

- R_6 represents a hydrogen atom, a chlorine atom, a methyl,

as well as their enantiomers, diastereoisomers and their mixtures, and the pharmaceutically acceptable salts thereof.

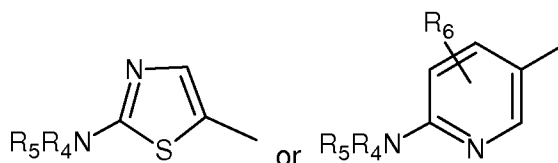
11. The compounds of formula (I) according to anyone of the preceding claims, wherein:

- R_1 represents a hydrogen atom or a methyl,

- R_2 represents a chlorine atom, -CF₃, -OCF₃,

- R₂' represents a hydrogen atom,

- R₃ represents:



- R₄ and R₅ represent, independently of one another, a methyl,

5 or R₄ and R₅ together form, with the nitrogen atom to which they are attached, a heterocycloalkyl group chosen from azetidin-1-yl or pyrrolidin-1-yl, said heterocycloalkyl group being non-substituted or substituted by one or two fluorine atoms,

- R₆ represents a hydrogen atom,

10 as well as their enantiomers, diastereoisomers and their mixtures, and the pharmaceutically acceptable salts thereof.

12. The compound of formula (I) according to anyone of the preceding claims selected from:

15 (R)-3-(1-Amino-5-fluoro-isoquinolin-6-yl)-2-[(S)-2-oxo-3-(6-pyrrolidin-1-yl-pyridine-3-sulfonylamino)-pyrrolidin-1-yl]-propionic acid methyl ester,

(R)-3-(1-Amino-5-fluoro-isoquinolin-6-yl)-2-[(S)-2-oxo-3-(6-pyrrolidin-1-yl-pyridine-3-sulfonylamino)-pyrrolidin-1-yl]-propionic acid,

20 (R)-3-(1-Amino-5-fluoro-isoquinolin-6-yl)-2-[(S)-2-oxo-3-(6-pyrrolidin-1-yl-pyridine-3-sulfonylamino)-pyrrolidin-1-yl]-propionic acid ethyl ester,

(R)-3-(1-Amino-5-fluoro-isoquinolin-6-yl)-2-[(S)-3-(6-dimethylamino-pyridine-3-sulfonylamino)-2-oxo-pyrrolidin-1-yl]-propionic acid,

(R)-3-(1-Amino-5-fluoro-isoquinolin-6-yl)-2-[(S)-3-(6-dimethylamino-pyridine-3-sulfonylamino)-2-oxo-pyrrolidin-1-yl]-propionic acid methyl ester,

25 (R)-3-(1-Amino-5-fluoro-isoquinolin-6-yl)-2-[(S)-3-(2-dimethylamino-thiazole-5-sulfonylamino)-2-oxo-pyrrolidin-1-yl]-propionic acid,

(R)-3-(1-Amino-7-methoxy-isoquinolin-6-yl)-2-[(S)-3-(2-dimethylamino-thiazole-5-sulfonylamino)-2-oxo-pyrrolidin-1-yl]-propionic acid,

- (R)-3-(1-Amino-7-methoxy-isoquinolin-6-yl)-2-[(S)-3-(2-dimethylamino-thiazole-5-sulfonylamino)-2-oxo-pyrrolidin-1 -yl]-propionic acid isobutyl ester,
- (R)-3-(1-Amino-7-methoxy-isoquinolin-6-yl)-2-[(S)-3-(2-dimethylamino-thiazole-5-sulfonylamino)-2-oxo-pyrrolidin-1 -yl]-propionic acid cyclopropylmethyl ester,
- 5 (R)-3-(1-Amino-7-methoxy-isoquinolin-6-yl)-2-[(S)-3-(2-dimethylamino-thiazole-5-sulfonylamino)-2-oxo-pyrrolidin-1 -yl]-propionic acid cyclobutylmethyl ester,
- (R)-3-(1-Amino-7-methoxy-isoquinolin-6-yl)-2-[(S)-3-(2-dimethylamino-thiazole-5-sulfonylamino)-2-oxo-pyrrolidin-1 -yl]-propionic acid isopropyl ester,
- (R)-3-(1-Amino-7-methoxy-isoquinolin-6-yl)-2-[(S)-3-(2-dimethylamino-thiazole-5-sulfonylamino)-2-oxo-pyrrolidin-1 -yl]-propionic acid cyclopentyl ester,
- 10 (R)-3-(1-Amino-7-methoxy-isoquinolin-6-yl)-2-[(S)-3-(2-dimethylamino-thiazole-5-sulfonylamino)-2-oxo-pyrrolidin-1 -yl]-propionic acid ethyl ester,
- (R)-3-(1-Amino-7-methoxy-isoquinolin-6-yl)-2-[(S)-2-oxo-3-(2-pyrrolidin-1-yl-thiazole-5-sulfonylamino)-pyrrolidin-1 -yl]-propionic acid,
- 15 (R)-3-(1 -Amino-7-methoxy-isoquinolin-6-yl)-2-[(S)-2-oxo-3-(2-pyrrolidin-1 -yl-thiazole-5-sulfonylamino)-pyrrolidin-1 -yl]-propionic acid cyclopropylmethyl ester,
- (R)-3-(1-Amino-7-methoxy-isoquinolin-6-yl)-2-[(S)-2-oxo-3-(2-pyrrolidin-1-yl-thiazole-5-sulfonylamino)-pyrrolidin-1 -yl]-propionic acid ethyl ester,
- (R)-3-(1-Amino-7-methoxy-isoquinolin-6-yl)-2-[(S)-3-[2-(3,3-difluoro-pyrrolidin-1 -yl)-thiazole-5-sulfonylamino]-2-oxo-pyrrolidin-1 -yl]-propionic acid,
- 20 (R)-3-(1-Amino-7-methoxy-isoquinolin-6-yl)-2-[(S)-3-[2-(3,3-difluoro-pyrrolidin-1 -yl)-thiazole-5-sulfonylamino]-2-oxo-pyrrolidin-1 -yl]-propionic acid ethyl ester,
- (R)-3-(1-Amino-7-methoxy-isoquinolin-6-yl)-2-[(S)-3-[2-(3,3-difluoro-pyrrolidin-1 -yl)-thiazole-5-sulfonylamino]-2-oxo-pyrrolidin-1 -yl]-propionic acid cyclopropylmethyl ester,
- 25 (R)-3-(1-Amino-7-methoxy-isoquinolin-6-yl)-2-[(S)-3-[2-(3,3-difluoro-pyrrolidin-1 -yl)-thiazole-5-sulfonylamino]-2-oxo-pyrrolidin-1 -yl]-propionic acid isopropyl ester,
- (R)-3-(1-Amino-7-methoxy-isoquinolin-6-yl)-2-[(S)-3-[2-((R)-3-fluoro-pyrrolidin-1-yl)-thiazole-5-sulfonylamino]-2-oxo-pyrrolidin-1 -yl]-propionic acid,
- 30 (R)-3-(1-Amino-7-methoxy-isoquinolin-6-yl)-2-[(S)-3-(6-dimethylamino-5-methylpyridine-3-sulfonylamino)-2-oxo-pyrrolidin-1-yl]-propionic acid,

- (R)-3-(1-Amino-7-methoxy-isoquinolin-6-yl)-2-[(S)-3-(6-dimethylamino-5-methylpyridine-3-sulfonylamino)-2-oxo-pyrrolidin-1-yl]-propionic acid ethyl ester,
- (R)-3-(1-Amino-7-methoxy-isoquinolin-6-yl)-2-[(S)-3-(6-dimethylamino-pyridine-3-sulfonylamino)-2-oxo-pyrrolidin-1-yl]-propionic acid,
- 5 (R)-3-(1-Amino-7-methoxy-isoquinolin-6-yl)-2-[(S)-3-(6-dimethylamino-pyridine-3-sulfonylamino)-2-oxo-pyrrolidin-1-yl]-propionic acid ethyl ester,
- (R)-3-(1-Amino-7-methoxy-isoquinolin-6-yl)-2-[(S)-3-(5-chloro-6-dimethylamino-pyridine-3-sulfonylamino)-2-oxo-pyrrolidin-1-yl]-propionic acid,
- (R)-3-(1-Amino-7-methoxy-isoquinolin-6-yl)-2-[(S)-3-(5-chloro-6-dimethylamino-pyridine-3-sulfonylamino)-2-oxo-pyrrolidin-1-yl]-propionic acid ethyl ester,
- 10 (R)-3-(1-Amino-7-ethyl-isoquinolin-6-yl)-2-[(S)-3-(5-chloro-6-dimethylamino-pyridine-3-sulfonylamino)-2-oxo-pyrrolidin-1-yl]-propionic acid ethyl ester,
- (R)-3-(1-Amino-7-methyl-isoquinolin-6-yl)-2-[(S)-3-(2-dimethylamino-thiazole-5-sulfonylamino)-2-oxo-pyrrolidin-1-yl]-propionic acid,
- 15 (R)-3-(1-Amino-7-methyl-isoquinolin-6-yl)-2-[(S)-2-oxo-3-(2-pyrrolidin-1-yl-thiazole-5-sulfonylamino)-pyrrolidin-1-yl]-propionic acid,
- (R)-3-(1-Amino-7-ethyl-isoquinolin-6-yl)-2-[(S)-3-(2-dimethylamino-thiazole-5-sulfonylamino)-2-oxo-pyrrolidin-1-yl]-propionic acid,
- (R)-3-(1-Amino-7-ethyl-isoquinolin-6-yl)-2-[(S)-3-(2-dimethylamino-thiazole-5-sulfonylamino)-2-oxo-pyrrolidin-1-yl]-propionic acid ethyl ester,
- 20 (R)-3-(1-Amino-7-ethyl-isoquinolin-6-yl)-2-[(S)-2-oxo-3-(2-pyrrolidin-1-yl-thiazole-5-sulfonylamino)-pyrrolidin-1-yl]-propionic acid,
- (R)-3-(1-Amino-7-ethyl-isoquinolin-6-yl)-2-[(S)-2-oxo-3-(2-pyrrolidin-1-yl-thiazole-5-sulfonylamino)-pyrrolidin-1-yl]-propionic acid ethyl ester,
- 25 (R)-3-(1-Amino-7-ethyl-isoquinolin-6-yl)-2-[(S)-3-(6-dimethylamino-pyridine-3-sulfonylamino)-2-oxo-pyrrolidin-1-yl]-propionic acid,
- (R)-3-(1-Amino-7-ethyl-isoquinolin-6-yl)-2-[(S)-3-(6-dimethylamino-pyridine-3-sulfonylamino)-2-oxo-pyrrolidin-1-yl]-propionic acid ethyl ester,
- (R)-3-(1-Amino-7-ethyl-isoquinolin-6-yl)-2-[(S)-2-oxo-3-(6-pyrrolidin-1-yl-pyridine-3-sulfonylamino)-pyrrolidin-1-yl]-propionic acid,
- 30 (R)-3-(1-Amino-7-ethyl-isoquinolin-6-yl)-2-[(S)-2-oxo-3-(6-pyrrolidin-1-yl-pyridine-3-

- sulfonylamino)-pyrrolidin-1 -yl]-propionic acid ethyl ester,
- (R)-3-(1-Amino-7-ethyl-isoquinolin-6-yl)-2-[(S)-3-(5-chloro-6-dimethylamino-pyridine-3-sulfonylamino)-2-oxo-pyrrolidin-1-yl]-propionic acid,
- (R)-3-(1-Amino-7-methoxy-isoquinolin-6-yl)-2-[(S)-3-(5-chloro-6-dimethylamino-pyridine-3-sulfonylamino)-2-oxo-pyrrolidin-1-yl]-propionic acid ethyl ester,
- 5 (R)-3-(1-Amino-7-fluoro-isoquinolin-6-yl)-2-[(S)-3-(2-dimethylamino-thiazole-5-sulfonylamino)-2-oxo-pyrrolidin-1 -yl]-propionic acid,
- (R)-3-(1-Amino-7-fluoro-isoquinolin-6-yl)-2-[(S)-2-oxo-3-(2-pyrrolidin-1 -yl-thiazole-5-sulfonylamino)-pyrrolidin-1 -yl]-propionic acid,
- 10 (R)-3-(1-Amino-7-fluoro-isoquinolin-6-yl)-2-[(S)-3-[2-(3,3-difluoro-pyrrolidin-1-yl)-thiazole-5-sulfonylamino]-2-oxo-pyrrolidin-1-yl]-propionic acid,
- (R)-3-(1-Amino-7-trifluoromethoxy-isoquinolin-6-yl)-2-[(S)-3-(2-dimethylamino-thiazole-5-sulfonylamino)-2-oxo-pyrrolidin-1 -yl]-propionic acid methyl ester,
- (R)-3-(1-Amino-7-trifluoromethoxy-isoquinolin-6-yl)-2-[(S)-3-(2-dimethylamino-thiazole-5-sulfonylamino)-2-oxo-pyrrolidin-1 -yl]-propionic acid,
- 15 (R)-3-(1-Amino-7-ethoxy-isoquinolin-6-yl)-2-[(S)-3-(2-dimethylamino-thiazole-5-sulfonylamino)-2-oxo-pyrrolidin-1 -yl]-propionic acid,
- (R)-3-(1-Amino-7-ethoxy-isoquinolin-6-yl)-2-[(S)-2-oxo-3-(2-pyrrolidin-1 -yl-thiazole-5-sulfonylamino)-pyrrolidin-1 -yl]-propionic acid,
- (R)-3-(1-Amino-7-ethoxy-isoquinolin-6-yl)-2-[(S)-3-[2-(3,3-difluoro-pyrrolidin-1-yl)-thiazole-5-sulfonylamino]-2-oxo-pyrrolidin-1-yl]-propionic acid,
- 20 (R)-3-(1-Amino-7-hydroxy-isoquinolin-6-yl)-2-[(S)-3-(6-dimethylamino-pyridine-3-sulfonylamino)-2-oxo-pyrrolidin-1 -yl]-propionic acid,
- (R)-3-(1-Amino-7-chloro-isoquinolin-6-yl)-2-[(S)-3-[2-(cyclobutyl-methyl-amino)-thiazole-5-sulfonylamino]-2-oxo-pyrrolidin-1-yl]-propionic acid,
- 25 (R)-3-(1-Amino-7-chloro-isoquinolin-6-yl)-2-[(S)-3-(2-dimethylamino-thiazole-5-sulfonylamino)-2-oxo-pyrrolidin-1 -yl]-propionic acid,
- (R)-3-(1-Amino-7-chloro-isoquinolin-6-yl)-2-[(S)-3-(2-dimethylamino-thiazole-5-sulfonylamino)-2-oxo-pyrrolidin-1 -yl]-propionic acid methyl ester,
- 30 (R)-3-(1-Amino-7-chloro-isoquinolin-6-yl)-2-[(S)-2-oxo-3-(2-pyrrolidin-1-yl-thiazole-5-sulfonylamino)-pyrrolidin-1 -yl]-propionic acid methyl ester,

(R)-3-(1-Amino-7-chloro-isoquinolin-6-yl)-2-[(S)-2-oxo-3-(2-pyrrolidin-1-yl-thiazole-5-sulfonylamino)-pyrrolidin-1-yl]-propionic acid,

(R)-3-(1-Amino-7-trifluoromethoxy-isoquinolin-6-yl)-2-[(S)-2-oxo-3-(2-pyrrolidin-1-yl-thiazole-5-sulfonylamino)-pyrrolidin-1-yl]-propionic acid methyl ester,

5 (R)-3-(1-Amino-7-trifluoromethoxy-isoquinolin-6-yl)-2-[(S)-3-[2-(3,3-difluoro-pyrrolidin-1-yl)-thiazole-5-sulfonylamino]-2-oxo-pyrrolidin-1-yl]-propionic acid methyl ester,

(R)-3-(1-Amino-7-trifluoromethoxy-isoquinolin-6-yl)-2-[(S)-3-[2-(3,3-difluoro-pyrrolidin-1-yl)-thiazole-5-sulfonylamino]-2-oxo-pyrrolidin-1-yl]-propionic acid,

10 (R)-3-(1-Amino-7-trifluoromethoxy-isoquinolin-6-yl)-2-[(S)-3-(2-azetidin-1-yl-thiazole-5-sulfonylamino)-2-oxo-pyrrolidin-1-yl]-propionic acid methyl ester,

(R)-3-(1-Amino-7-trifluoromethoxy-isoquinolin-6-yl)-2-[(S)-3-(2-azetidin-1-yl-thiazole-5-sulfonylamino)-2-oxo-pyrrolidin-1-yl]-propionic acid,

15 (R)-3-(1-Amino-7-trifluoromethoxy-isoquinolin-6-yl)-2-[(S)-3-(6-dimethylamino-pyridine-3-sulfonylamino)-2-oxo-pyrrolidin-1-yl]-propionic acid methyl ester,

(R)-3-(1-Amino-7-trifluoromethoxy-isoquinolin-6-yl)-2-[(S)-3-(6-dimethylamino-pyridine-3-sulfonylamino)-2-oxo-pyrrolidin-1-yl]-propionic acid,

(R)-3-(1-Amino-7-chloro-isoquinolin-6-yl)-2-[(S)-3-(6-dimethylamino-pyridine-3-sulfonylamino)-2-oxo-pyrrolidin-1-yl]-propionic acid methyl ester,

20 (R)-3-(1-Amino-7-chloro-isoquinolin-6-yl)-2-[(S)-3-(6-dimethylamino-pyridine-3-sulfonylamino)-2-oxo-pyrrolidin-1-yl]-propionic acid,

(R)-3-(1-Amino-7-fluoro-isoquinolin-6-yl)-2-[(S)-3-(6-dimethylamino-pyridine-3-sulfonylamino)-2-oxo-pyrrolidin-1-yl]-propionic acid,

25 (R)-3-(1-Amino-7-fluoro-isoquinolin-6-yl)-2-[(S)-3-(6-dimethylamino-pyridine-3-sulfonylamino)-2-oxo-pyrrolidin-1-yl]-propionic acid methyl ester,

(R)-3-(1-Amino-7-chloro-isoquinolin-6-yl)-2-[(S)-3-[2-(3,3-difluoro-pyrrolidin-1-yl)-thiazole-5-sulfonylamino]-2-oxo-pyrrolidin-1-yl]-propionic acid methyl ester,

(R)-3-(1-Amino-7-chloro-isoquinolin-6-yl)-2-[(S)-3-[2-(3,3-difluoro-pyrrolidin-1-yl)-thiazole-5-sulfonylamino]-2-oxo-pyrrolidin-1-yl]-propionic acid,

30 (R)-3-(1-Amino-7-fluoro-isoquinolin-6-yl)-2-[(S)-3-(5-chloro-6-dimethylamino-pyridine-3-sulfonylamino)-2-oxo-pyrrolidin-1-yl]-propionic acid methyl ester,

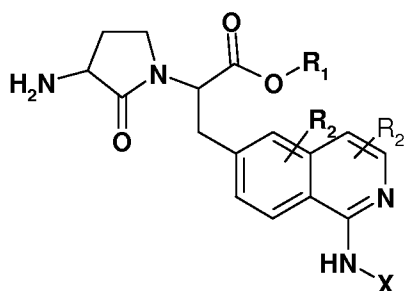
- (R)-3-(1-Amino-7-fluoro-isoquinolin-6-yl)-2-[(S)-3-(5-chloro-6-dimethylamino-pyridine-3-sulfonylamino)-2-oxo-pyrrolidin-1-yl]-propionic acid,
- (R)-3-(1-Amino-7-chloro-isoquinolin-6-yl)-2-[(S)-3-(5-chloro-6-dimethylamino-pyridine-3-sulfonylamino)-2-oxo-pyrrolidin-1-yl]-propionic acid methyl ester,
- 5 (R)-3-(1-Amino-7-chloro-isoquinolin-6-yl)-2-[(S)-3-(5-chloro-6-dimethylamino-pyridine-3-sulfonylamino)-2-oxo-pyrrolidin-1-yl]-propionic acid,
- (R)-3-(1-Amino-7-fluoro-isoquinolin-6-yl)-2-[(S)-3-(6-dimethylamino-5-methyl-pyridine-3-sulfonylamino)-2-oxo-pyrrolidin-1-yl]-propionic acid methyl ester,
- (R)-3-(1-Amino-7-trifluoromethoxy-isoquinolin-6-yl)-2-[(S)-3-(6-dimethylamino-5-methyl-pyridine-3-sulfonylamino)-2-oxo-pyrrolidin-1-yl]-propionic acid methyl ester,
- 10 (R)-3-(1-Amino-7-fluoro-isoquinolin-6-yl)-2-[(S)-3-(6-dimethylamino-5-methyl-pyridine-3-sulfonylamino)-2-oxo-pyrrolidin-1-yl]-propionic acid,
- (R)-3-(1-Amino-7-trifluoromethoxy-isoquinolin-6-yl)-2-[(S)-3-(6-dimethylamino-5-methyl-pyridine-3-sulfonylamino)-2-oxo-pyrrolidin-1-yl]-propionic acid,
- 15 (R)-3-(1-Amino-7-chloro-isoquinolin-6-yl)-2-[(S)-3-(6-dimethylamino-5-methyl-pyridine-3-sulfonylamino)-2-oxo-pyrrolidin-1-yl]-propionic acid methyl ester,
- (R)-3-(1-Amino-7-chloro-isoquinolin-6-yl)-2-[(S)-3-(6-dimethylamino-5-methyl-pyridine-3-sulfonylamino)-2-oxo-pyrrolidin-1-yl]-propionic acid,
- (R)-3-(1-Amino-7-trifluoromethoxy-isoquinolin-6-yl)-2-[(S)-3-(2-dimethylamino-thiazole-5-sulfonylamino)-2-oxo-pyrrolidin-1-yl]-propionic acid methyl ester,
- 20 (R)-3-(1-Amino-7-trifluoromethyl-isoquinolin-6-yl)-2-[(S)-3-(2-dimethylamino-thiazole-5-sulfonylamino)-2-oxo-pyrrolidin-1-yl]-propionic acid methyl ester,
- (R)-3-(1-Amino-7-trifluoromethyl-isoquinolin-6-yl)-2-[(S)-3-(2-dimethylamino-thiazole-5-sulfonylamino)-2-oxo-pyrrolidin-1-yl]-propionic acid,
- 25 (R)-3-(1-Amino-7-trifluoromethyl-isoquinolin-6-yl)-2-[(S)-2-oxo-3-(2-pyrrolidin-1-yl-thiazole-5-sulfonylamino)-pyrrolidin-1-yl]-propionic acid methyl ester,
- (R)-3-(1-Amino-7-trifluoromethyl-isoquinolin-6-yl)-2-[(S)-2-oxo-3-(2-pyrrolidin-1-yl-thiazole-5-sulfonylamino)-pyrrolidin-1-yl]-propionic acid,
- 30 (R)-3-(1-Amino-7-trifluoromethyl-isoquinolin-6-yl)-2-[(S)-3-(6-dimethylamino-pyridine-3-sulfonylamino)-2-oxo-pyrrolidin-1-yl]-propionic acid methyl ester,
- (R)-3-(1-Amino-7-trifluoromethyl-isoquinolin-6-yl)-2-[(S)-3-(6-dimethylamino-

- pyridine-3-sulfonylamino)-2-oxo-pyrrolidin-1-yl]-propionic acid,
- (R)-3-(1-Amino-7-chloro-isoquinolin-6-yl)-2-[(S)-2-oxo-3-(2-pyrrolidin-1-yl-thiazole-5-sulfonylamino)-pyrrolidin-1-yl]-propionic acid ethyl ester,
- (R)-3-(1-Amino-7-chloro-isoquinolin-6-yl)-2-[(S)-3-(2-azetidin-1-yl-thiazole-5-sulfonylamino)-2-oxo-pyrrolidin-1-yl]-propionic acid methyl ester,
- (R)-3-(1-Amino-7-trifluoromethoxy-isoquinolin-6-yl)-2-[(S)-3-(5-chloro-6-dimethylamino-pyridine-3-sulfonylamino)-2-oxo-pyrrolidin-1-yl]-propionic acid methyl ester,
- (R)-3-(1-Amino-7-trifluoromethoxy-isoquinolin-6-yl)-2-[(S)-3-(5-chloro-6-dimethylamino-pyridine-3-sulfonylamino)-2-oxo-pyrrolidin-1-yl]-propionic acid,
- (R)-3-(1-Amino-7-trifluoromethyl-isoquinolin-6-yl)-2-[(S)-3-(2-azetidin-1-yl-thiazole-5-sulfonylamino)-2-oxo-pyrrolidin-1-yl]-propionic acid methyl ester,
- (R)-3-(1-Amino-7-trifluoromethyl-isoquinolin-6-yl)-2-[(S)-3-(2-azetidin-1-yl-thiazole-5-sulfonylamino)-2-oxo-pyrrolidin-1-yl]-propionic acid,
- (R)-3-(1-Amino-7-trifluoromethyl-isoquinolin-6-yl)-2-[(S)-3-[2-(3,3-difluoro-pyrrolidin-1-yl)-thiazole-5-sulfonylamino]-2-oxo-pyrrolidin-1-yl]-propionic acid methyl ester,
- (R)-3-(1-Amino-7-trifluoromethyl-isoquinolin-6-yl)-2-[(S)-3-[2-(3,3-difluoro-pyrrolidin-1-yl)-thiazole-5-sulfonylamino]-2-oxo-pyrrolidin-1-yl]-propionic acid,
- (R)-3-(1-Amino-7-chloro-isoquinolin-6-yl)-2-[(S)-3-(2-azetidin-1-yl-thiazole-5-sulfonylamino)-2-oxo-pyrrolidin-1-yl]-propionic acid,
- (R)-3-(1-Amino-7-chloro-isoquinolin-6-yl)-2-[(S)-2-oxo-3-(2-pyrrolidin-1-yl-thiazole-5-sulfonylamino)-pyrrolidin-1-yl]-propionic acid butyl ester,
- (R)-3-(1-Amino-7-cyano-isoquinolin-6-yl)-2-[(S)-2-oxo-3-(2-pyrrolidin-1-yl-thiazole-5-sulfonylamino)-pyrrolidin-1-yl]-propionic acid methyl ester,
- (R)-3-(1-Amino-7-cyano-isoquinolin-6-yl)-2-[(S)-2-oxo-3-(2-pyrrolidin-1-yl-thiazole-5-sulfonylamino)-pyrrolidin-1-yl]-propionic acid,
- (R)-3-(1-Amino-isoquinolin-6-yl)-2-[(S)-2-oxo-3-(6-pyrrolidin-1-yl-pyridine-3-sulfonylamino)-pyrrolidin-1-yl]-propionic acid,
- (R)-3-(1-Amino-7-trifluoromethoxy-isoquinolin-6-yl)-2-[(S)-2-oxo-3-(2-pyrrolidin-1-yl-thiazole-5-sulfonylamino)-pyrrolidin-1-yl]-propionic acid,

- (R)-3-(1-Amino-7-trifluoromethoxy-isoquinolin-6-yl)-2-[(S)-2-oxo-3-(2-pyrrolidin-1-yl-thiazole-5-sulfonylamino)-pyrrolidin-1-yl]-propionic acid ethyl ester,
- (R)-3-(1-Amino-7-trifluoromethoxy-isoquinolin-6-yl)-2-[(S)-2-oxo-3-(2-pyrrolidin-1-yl-thiazole-5-sulfonylamino)-pyrrolidin-1-yl]-propionic acid cyclopropylmethyl ester,
- 5 (R)-3-(1-Amino-7-trifluoromethoxy-isoquinolin-6-yl)-2-[(S)-2-oxo-3-(2-pyrrolidin-1-yl-thiazole-5-sulfonylamino)-pyrrolidin-1-yl]-propionic acid butyl ester,
- (R)-3-(1-Amino-7-trifluoromethoxy-isoquinolin-6-yl)-2-[(S)-2-oxo-3-(2-pyrrolidin-1-yl-thiazole-5-sulfonylamino)-pyrrolidin-1-yl]-propionic acid isopropyl ester,
- (R)-3-[1-Amino-7-(2-methoxy-ethoxy)-isoquinolin-6-yl]-2-[(S)-3-(2-dimethylamino-thiazole-5-sulfonylamino)-2-oxo-pyrrolidin-1-yl]-propionic acid ethyl ester,
- 10 (R)-3-[1-Amino-7-(2-methoxy-ethoxy)-isoquinolin-6-yl]-2-[(S)-3-(2-dimethylamino-thiazole-5-sulfonylamino)-2-oxo-pyrrolidin-1-yl]-propionic acid,
- (R)-3-(1-Amino-5-fluoro-3-methyl-isoquinolin-6-yl)-2-[(S)-2-oxo-3-(6-pyrrolidin-1-yl-pyridine-3-sulfonylamino)-pyrrolidin-1-yl]-propionic acid,
- 15 (R)-3-(1-Amino-5-fluoro-3-methyl-isoquinolin-6-yl)-2-[(S)-2-oxo-3-(6-pyrrolidin-1-yl-pyridine-3-sulfonylamino)-pyrrolidin-1-yl]-propionic acid methyl ester,
- (R)-3-(1-Amino-7-trifluoromethoxy-isoquinolin-6-yl)-2-[(S)-2-oxo-3-(2-pyrrolidin-1-yl-thiazole-5-sulfonylamino)-pyrrolidin-1-yl]-propionic acid 2-methoxy-ethyl ester,
- (R)-3-(1-Amino-7-trifluoromethoxy-isoquinolin-6-yl)-2-[(S)-2-oxo-3-(2-pyrrolidin-1-yl-thiazole-5-sulfonylamino)-pyrrolidin-1-yl]-propionic acid 2,2-dimethyl-propionyloxymethyl ester,
- 20 (R)-3-(1-Amino-7-trifluoromethoxy-isoquinolin-6-yl)-2-[(S)-2-oxo-3-(2-pyrrolidin-1-yl-thiazole-5-sulfonylamino)-pyrrolidin-1-yl]-propionic acid 1-cyclohexyloxycarbonyloxy-ethyl ester,
- (R)-3-(1-Amino-7-trifluoromethoxy-isoquinolin-6-yl)-2-[(S)-2-oxo-3-(2-pyrrolidin-1-yl-thiazole-5-sulfonylamino)-pyrrolidin-1-yl]-propionic acid
- 25 (R)-3-(1-Amino-7-trifluoromethoxy-isoquinolin-6-yl)-2-[(S)-2-oxo-3-(2-pyrrolidin-1-yl-thiazole-5-sulfonylamino)-pyrrolidin-1-yl]-propionic acid cyclohexyloxycarbonyloxymethyl ester,
- (R)-3-(1-Amino-7-trifluoromethoxy-isoquinolin-6-yl)-2-[(S)-2-oxo-3-(2-pyrrolidin-1-yl-thiazole-5-sulfonylamino)-pyrrolidin-1-yl]-propionic acid propyl ester,
- 30 (R)-3-(1-Amino-7-trifluoromethoxy-isoquinolin-6-yl)-2-[(S)-2-oxo-3-(2-pyrrolidin-1-yl-thiazole-5-sulfonylamino)-pyrrolidin-1-yl]-propionic acid,

as well as their enantiomers, diastereoisomers and their mixtures, and the pharmaceutically acceptable salts thereof.

13. A process of preparation of a compound of formula (I) according to anyone of the preceding claims comprising the step of reacting a compound of formula (D):



(D)

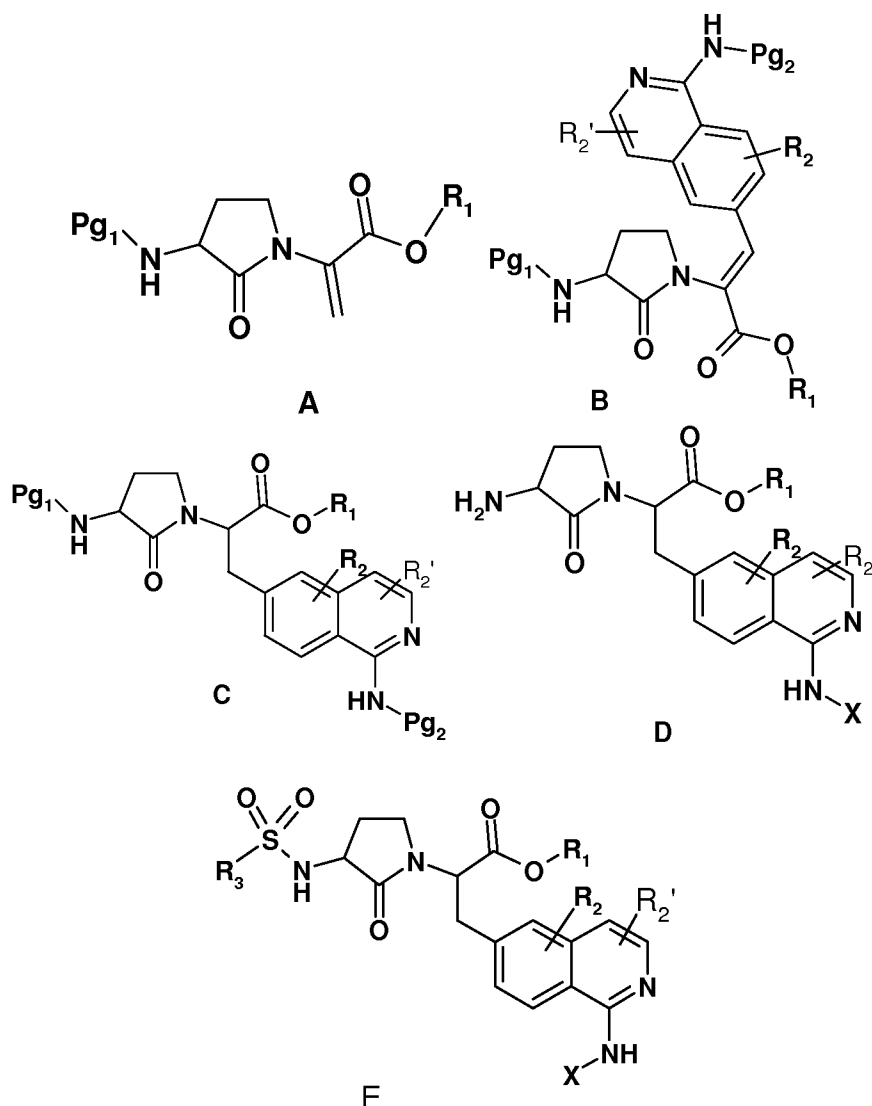
with a compound of formula R_3-SO_2-Hal ,

where R_1 is H, alkyl, cycloalkyl or cycloalkylalkyl-, R_2 , R_2' and R_3 are defined as in anyone of the preceding claims and X represents either H or Pg_2 , where Pg_2 is an amino protective group and Hal is a halogen atom, optionally followed by:

- deprotection of Pg_2 , where X represents Pg_2 ; and/or
- optional hydrolysis of R_1 in order to obtain the corresponding compound of formula (I) with R_1 being H, this hydrolysis being optionally followed by an esterification with the corresponding R_1-Hal where Hal is a halogen atom such as Cl, to obtain the corresponding compounds of formula (I) with alternative R_1 ; or
- optional transesterification of R_1 with the corresponding R_1-OH , in the presence of an alkoxide.

14. The process according to claim 13 further comprising the step of isolating the desired compound.

15. A compound of formula (A), (B), (C), (D) or (E):



where R_1 is H or an alkyl, cycloalkyl or cycloalkylalkyl-, R_2 , R_2' and R_3 are defined as in anyone of claims 1 to 12, Pg_1 is an amino protective group, X is H or Pg_2 and Pg_2 is an amino protective group.

16. A medicament comprising a compound of formula (I) according to anyone of claims 1 to 12 or an addition salt of the latter with a pharmaceutically acceptable acid or base or also a hydrate or a solvate of said compound of formula (I).

17. A pharmaceutical composition comprising as active principle, a compound of formula (I) according to anyone of claims 1 to 12 or a pharmaceutically acceptable salt, a hydrate or a solvate of the said compound, and at least one pharmaceutically acceptable excipient.

18. A compound of formula (I) according to anyone of claims 1 to 12 for use in the treatment and/or the prevention of thrombosis of arterial and/or venous origin.

5 19. The compound for use according to claim 18 for use in the treatment and/or the prevention of pathologies resulting from a modification of the homeostasis of the coagulation system appearing in particular during disorders of the cardiovascular and cerebrovascular system, thromboembolic disorders associated with arteriosclerosis and diabetes, unstable angina, apoplexy, post-angioplasty restenosis, endarterectomy or the insertion of endovascular prostheses; or
10 thromboembolic disorders associated with rethrombosis after thrombolysis, with infarction, with dementia of ischaemic origin, with peripheral arterial diseases, with haemodialysis or with auricular fibrillations, or also during the use of vascular prostheses for aortocoronary bypasses; thromboembolic pathologies of venous origin, pulmonary embolisms; thrombotic complications which appear during
15 surgical operations or together with other pathologies, cancer and bacterial or viral infections.

INTERNATIONAL SEARCH REPORT

International application No

PCT/EP2012/076224

A. CLASSIFICATION OF SUBJECT MATTER

INV. A61K31/4709 C07D207/14 C07D217/14 A61P7/02
ADD.

According to International Patent Classification (IPC) or to both national classification and IPC

B. FIELDS SEARCHED

Minimum documentation searched (classification system followed by classification symbols)

A61K C07D

Documentation searched other than minimum documentation to the extent that such documents are included in the fields searched

Electronic data base consulted during the international search (name of data base and, where practicable, search terms used)

EPO-Internal , CHEM ABS Data, WPI Data

C. DOCUMENTS CONSIDERED TO BE RELEVANT

Category*	Citation of document, with indication, where appropriate, of the relevant passages	Relevant to claim No.
A	wo 01/39759 A2 (AVENTIS PHARMA GMBH [DE]) 7 June 2001 (2001-06-07) pages 87-91 page 97, lines 17-19 claims 1-8 -----	1-19
A	wo 98/25611 A1 (RHONE POULENC RORER PHARMA [US] ; CHOI SLEDESKI YONG MI [US] ; PAULS HEN) 18 June 1998 (1998-06-18) claims 1, 20, 41-45 ----- -/- .	1-19



Further documents are listed in the continuation of Box C.



See patent family annex.

* Special categories of cited documents :

"A" document defining the general state of the art which is not considered to be of particular relevance

"E" earlier application or patent but published on or after the international filing date

"L" document which may throw doubts on priority claim(s) or which is cited to establish the publication date of another citation or other special reason (as specified)

"O" document referring to an oral disclosure, use, exhibition or other means

"P" document published prior to the international filing date but later than the priority date claimed

"T" later document published after the international filing date or priority date and not in conflict with the application but cited to understand the principle or theory underlying the invention

"X" document of particular relevance; the claimed invention cannot be considered novel or cannot be considered to involve an inventive step when the document is taken alone

"Y" document of particular relevance; the claimed invention cannot be considered to involve an inventive step when the document is combined with one or more other such documents, such combination being obvious to a person skilled in the art

"&" document member of the same patent family

Date of the actual completion of the international search

16 January 2013

Date of mailing of the international search report

30/01/2013

Name and mailing address of the ISA/

European Patent Office, P.B. 5818 Patentlaan 2
NL - 2280 HV Rijswijk
Tel. (+31-70) 340-2040,
Fax: (+31-70) 340-3016

Authorized officer

Renard, Del phi ne

INTERNATIONAL SEARCH REPORT

International application No

PCT/EP2012/076224

C(Continuation). DOCUMENTS CONSIDERED TO BE RELEVANT		
Category*	Citation of document, with indication, where appropriate, of the relevant passages	Relevant to claim No.
A	<p>FRANCHINI M ET AL: "A new era for anti coagul ants" , EUROPEAN JOURNAL OF INTERNAL MEDICINE, ELSEVI ER, AMSTERDAM, NL, vol . 20, no. 6, 1 October 2009 (2009-10-01) , pages 562-568, XP026693373 , ISSN : 0953-6205 , DOI : 10. 1016/J . EJIM.2009 .05 .004 [retri eved on 2009-06-30] the whol e document -----</p>	1-19

INTERNATIONAL SEARCH REPORT

Information on patent family members

International application No

PCT/EP2012/076224

Patent document cited in search report	Publication date	Patent family member(s)	Publication date
wo 0139759	A2	07-06-2001	AU 1704201 A 12-06-2001
		US 6281227 BI 28-08-2001	
		US 2002013310 AI 31-01-2002	
		Wo 0139759 A2 07-06-2001	

wo 9825611	AI	18-06-1998	AP 1032 A 24-12-2001
		AT 224192 T 15-10-2002	
		AU 726637 B2 16-11-2000	
		AU 5518298 A 03-07-1998	
		BG 103558 A 28-04-2000	
		BR 9713921 A 21-03-2000	
		CA 2274686 AI 18-06-1998	
		CN 1244798 A 16-02-2000	
		DE 69715658 DI 24-10-2002	
		DE 69715658 T2 22-05-2003	
		DK 944386 T3 27-01-2003	
		EP 0944386 AI 29-09-1999	
		ES 2184145 T3 01-04-2003	
		HU 9904188 A2 28-06-2000	
		JP 4223560 B2 12-02-2009	
		JP 2001506630 A 22-05-2001	
		KR 20000057528 A 25-09-2000	
		NO 992853 A 10-08-1999	
		OA 11062 A 11-03-2002	
		PL 333921 AI 31-01-2000	
		PT 944386 E 31-01-2003	
		SK 71299 A3 11-12-2000	
		Wo 9825611 AI 18-06-1998	
		ZA 9711207 A 20-07-1998	
