



US00D435671S

United States Patent [19]
Phillips

[11] **Patent Number: Des. 435,671**
[45] **Date of Patent: ** Dec. 26, 2000**

[54] **TAB PORTION OF A STRIP SHINGLE**

[75] Inventor: **John D. Phillips**, Pataskala, Ohio

[73] Assignee: **Owens Corning Fiberglas Technology, Inc.**, Summit, Ill.

[**] Term: **14 Years**

[21] Appl. No.: **29/092,956**

[22] Filed: **Aug. 31, 1998**

[51] **LOC (7) Cl. 25-99**

[52] **U.S. Cl. D25/139**

[58] **Field of Search 52/518, 554, 557, 52/559; D25/139**

[56] **References Cited**

U.S. PATENT DOCUMENTS

D. 300,257 3/1989 Stahl .
D. 309,027 7/1990 Noone et al. D25/139
D. 313,278 12/1990 Noone .

(List continued on next page.)

FOREIGN PATENT DOCUMENTS

66183 6/1990 Canada .
38260 3/1991 Canada .
68259 3/1991 Canada .

Primary Examiner—Doris Clark

Attorney, Agent, or Firm—Inger H. Eckert; James J. Dottavio

[57] **CLAIM**

The ornamental design for a tab portion of a strip shingle, as shown and described.

DESCRIPTION

FIG. 1 is a front view of a tab portion of a strip shingle of the invention;

FIG. 2 is a front view of a second embodiment of a tab portion of a strip shingle of the invention;

FIG. 3 is a front view of a third embodiment of a tab portion of a strip shingle of the invention;

FIG. 4 is a front view of a fourth embodiment of a tab portion of a strip shingle of the invention;

FIG. 5 is a front view of a fifth embodiment of a tab portion of a strip shingle of the invention;

FIG. 6 is a front view of a sixth embodiment of a tab portion of a strip shingle of the invention;

FIG. 7 is a front view of a seventh embodiment of a tab portion of a strip shingle of the invention;

FIG. 8 is a front view of an eighth embodiment of a tab portion of a strip shingle of the invention;

FIG. 9 is a front view of a ninth embodiment of a tab portion of a strip shingle of the invention;

FIG. 10 is a front view of a tenth embodiment of a tab portion of a strip shingle of the invention;

FIG. 11 is a front view of an eleventh embodiment of a tab portion of a strip shingle of the invention;

FIG. 12 is a front view of a twelfth embodiment of a tab portion of a strip shingle of the invention;

FIG. 13 is a front view of a thirteenth embodiment of a tab portion of a strip shingle of the invention;

FIG. 14 is a front view of a fourteenth embodiment of a tab portion of a strip shingle of the invention;

FIG. 15 is a front view of a fifteenth embodiment of a tab portion of a strip shingle of the invention;

FIG. 16 is a front view of a sixteenth embodiment of a tab portion of a strip shingle of the invention;

FIG. 17 is a front view of a seventeenth embodiment of a tab portion of a strip shingle of the invention;

FIG. 18 is a front view of an eighteenth embodiment of a tab portion of a strip shingle of the invention;

FIG. 19 is a front view of a nineteenth embodiment of a tab portion of a strip shingle of the invention;

FIG. 20 is a front view of a twentieth embodiment of a tab portion of a strip shingle of the invention;

FIG. 21 is a front view of a twenty first embodiment of a tab portion of a strip shingle of the invention;

FIG. 22 is a front view of a twenty second embodiment of a tab portion of a strip shingle of the invention;


FIG. 23 is a front view of a twenty third embodiment of a tab portion of a strip shingle of the invention;

FIG. 24 is a front view of a twenty fourth embodiment of a tab portion of a strip shingle of the invention;

FIG. 25 is an end view of the shingle of FIGS. 1 through 24 with the other end view being a mirror image thereof and the top and bottom edges being substantially non-ornamental in design; and,

FIG. 26 is a rear view of the shingle of FIGS. 1 through 24. The broken line in the figures showing the headlap section of the shingle is for illustrative purposes only and forms no part of the claimed design.

1 Claim, 9 Drawing Sheets



| U.S. PATENT DOCUMENTS | | | | | |
|-----------------------|---------|--------------------|-----------|---------|--------------------|
| | | | 3,407,357 | 10/1968 | Shaw 52/555 |
| | | | 3,919,823 | 11/1975 | Bradley . |
| D. 336,347 | 6/1993 | Hannah et al. . | 4,274,243 | 6/1981 | Corbin et al. . |
| D. 340,294 | 10/1993 | Hannah et al. . | 5,195,290 | 3/1993 | Hulett . |
| D. 343,911 | 2/1994 | Hulett . | 5,375,387 | 12/1994 | Davenport . |
| D. 369,421 | 4/1996 | Kiik et al. . | 5,405,647 | 4/1995 | Grubka et al. . |
| D. 375,563 | 11/1996 | Hannah et al. . | 5,426,902 | 6/1995 | Stahl et al. . |
| D. 376,660 | 12/1996 | Hannah et al. . | 5,488,807 | 2/1996 | Terrenzio et al. . |
| D. 379,672 | 6/1997 | Lamb et al. . | 5,611,186 | 3/1997 | Weaver . |
| 1,256,508 | 2/1918 | Becker . | 5,624,522 | 4/1997 | Belt et al. . |
| 1,295,360 | 2/1919 | Overbury . | 5,660,014 | 8/1997 | Stahl et al. . |
| 1,345,627 | 7/1920 | Overbury . | 5,664,385 | 9/1997 | Koschitzky . |
| 1,898,989 | 2/1933 | Harshberger . | 5,666,776 | 9/1997 | Weaver et al. . |
| 1,911,014 | 5/1933 | Cowan 52/555 | | | |
| 2,196,847 | 4/1940 | Austin . | | | |

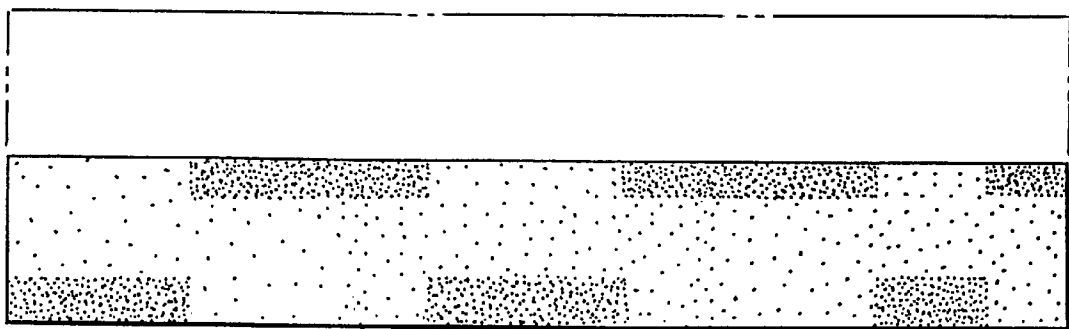


FIG. 1

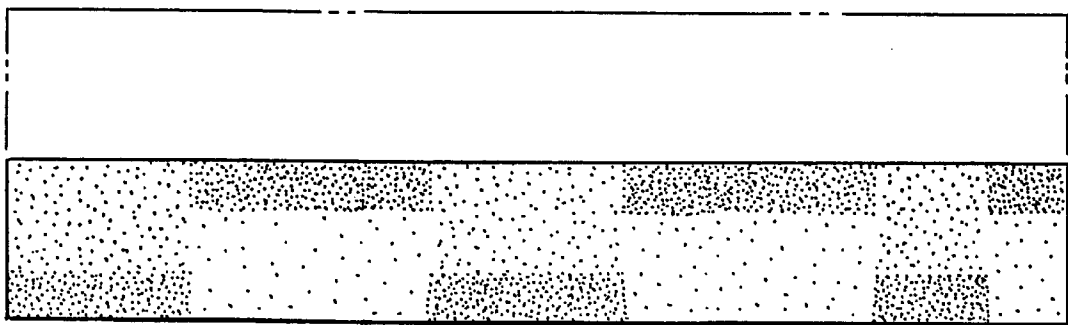


FIG. 2

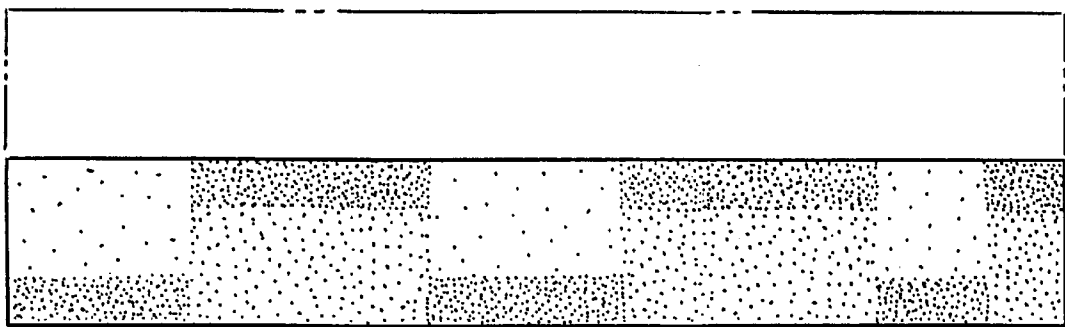


FIG. 3

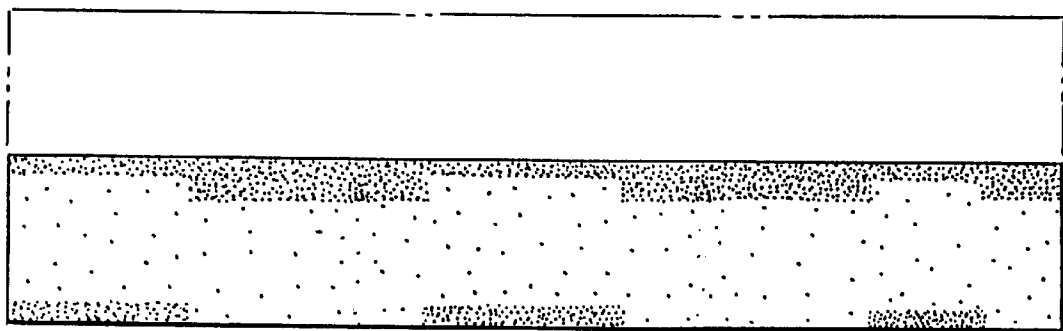


FIG. 4




FIG. 5

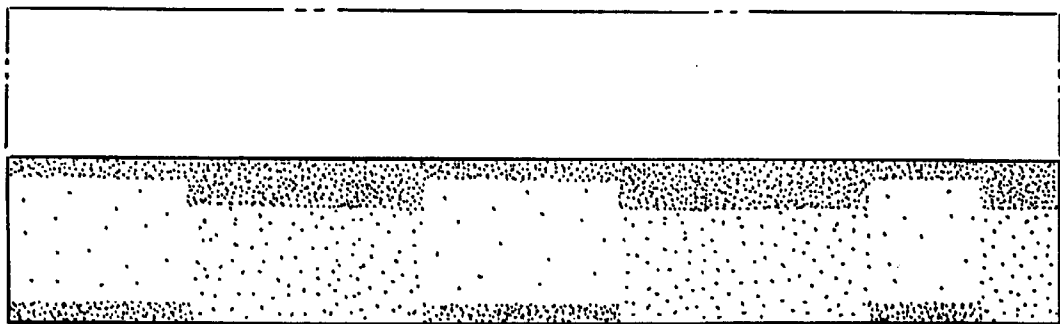


FIG. 6

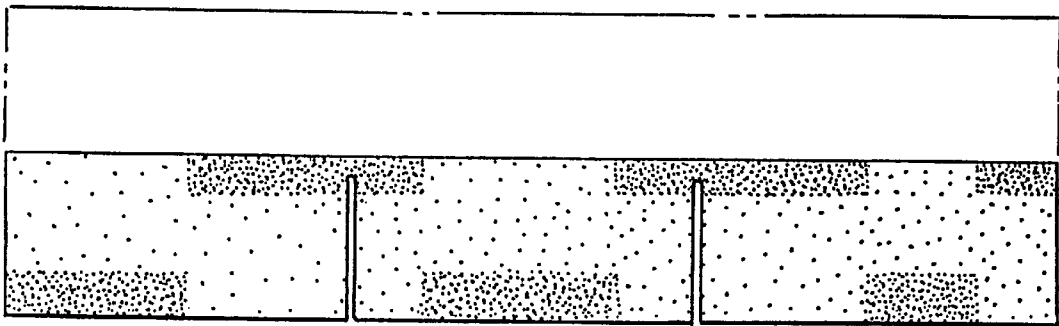


FIG. 7

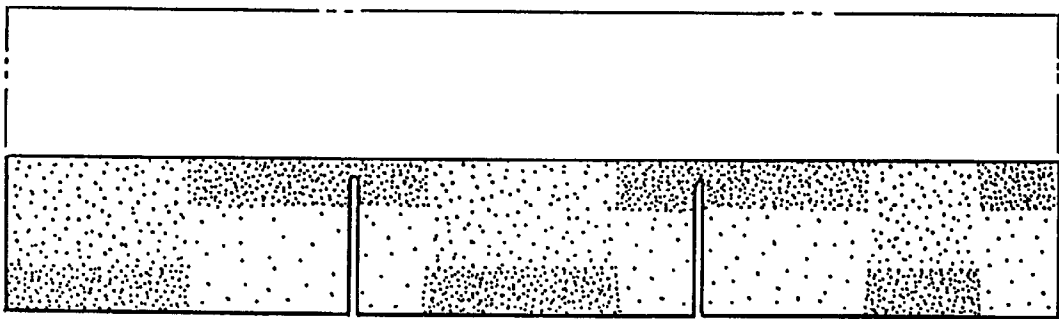


FIG. 8

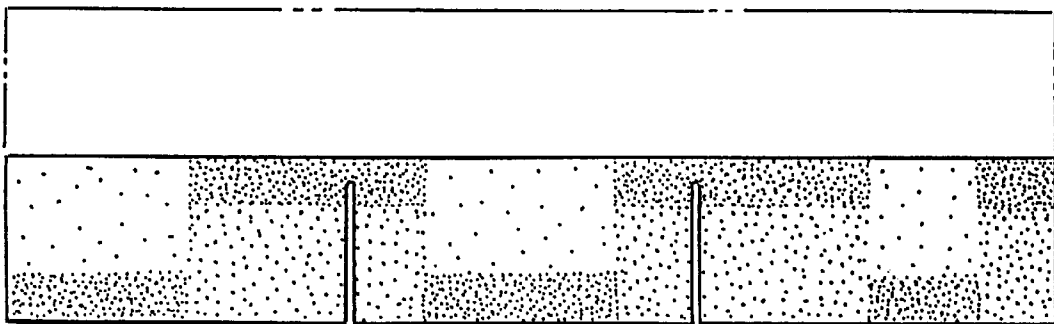


FIG. 9

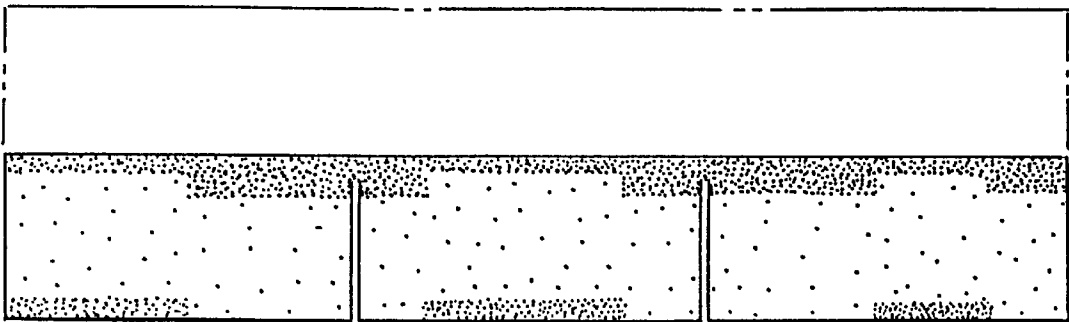


FIG. 10




FIG. 11

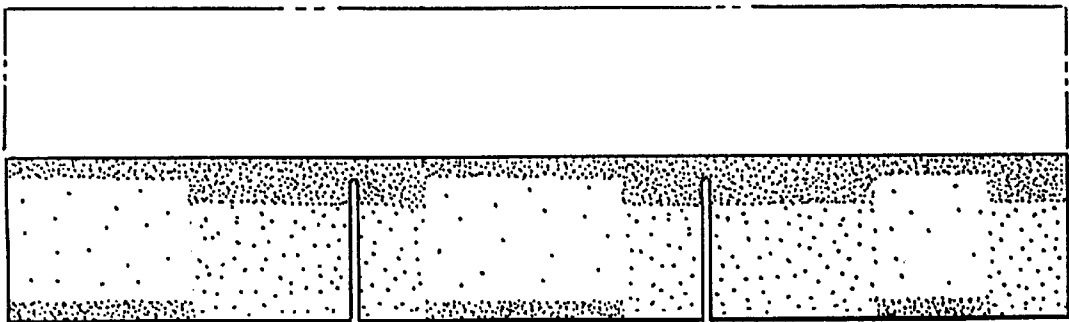


FIG. 12

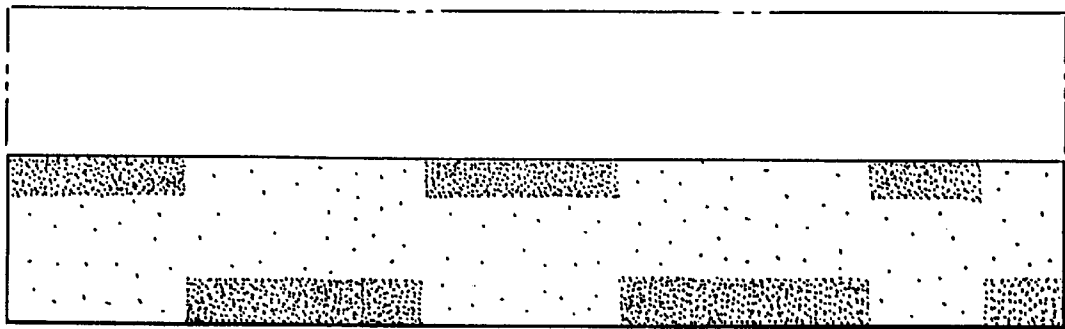


FIG. 13

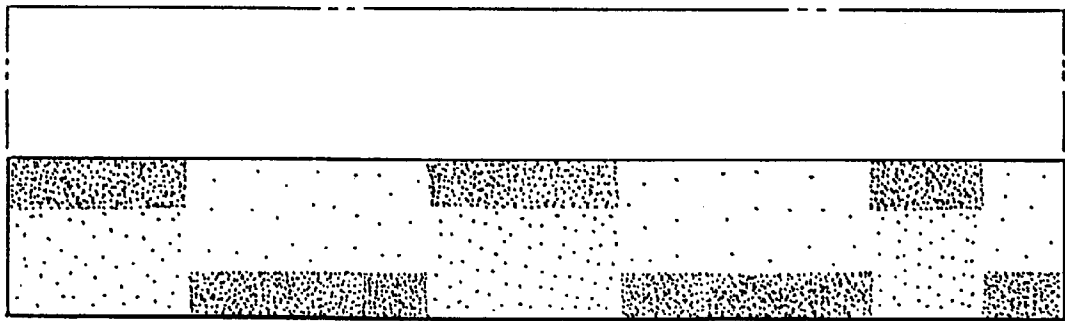


FIG. 14

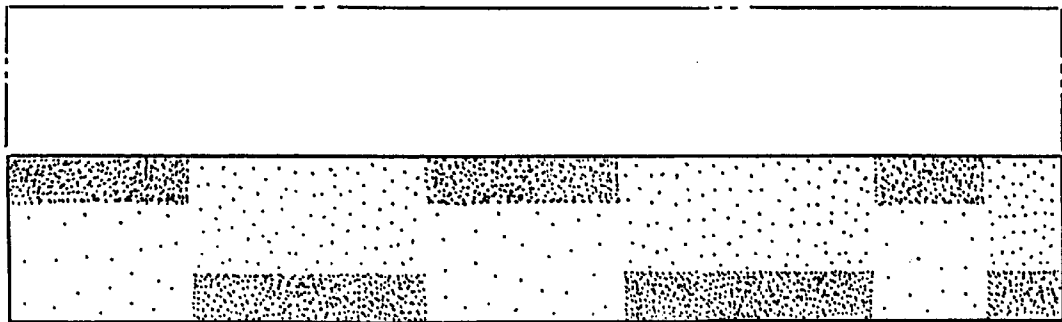


FIG. 15




FIG. 16

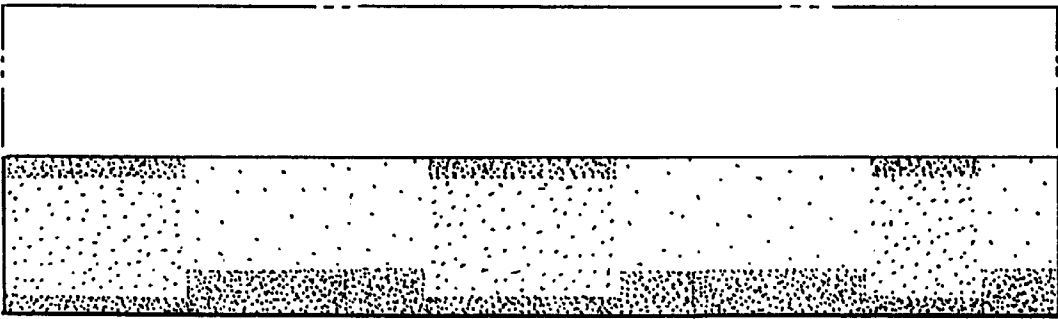


FIG. 17

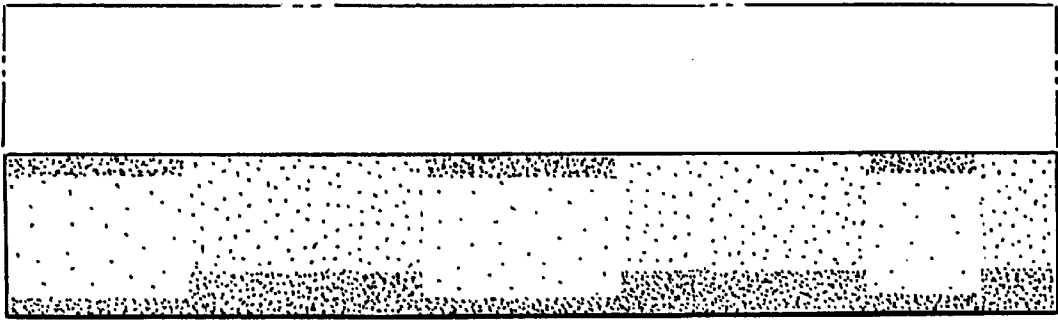


FIG. 18

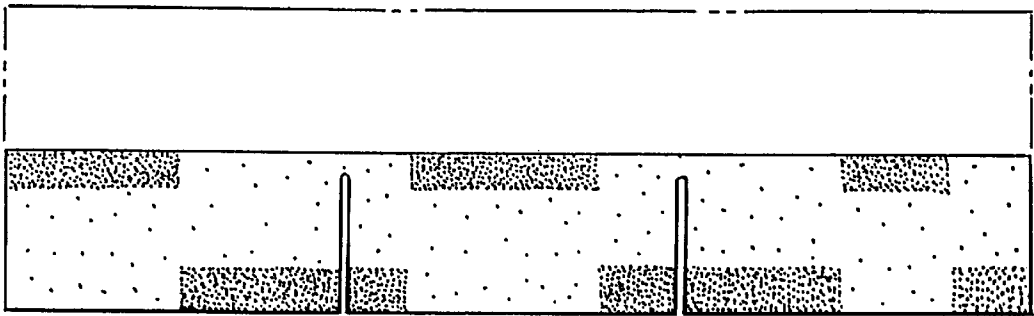


FIG. 19

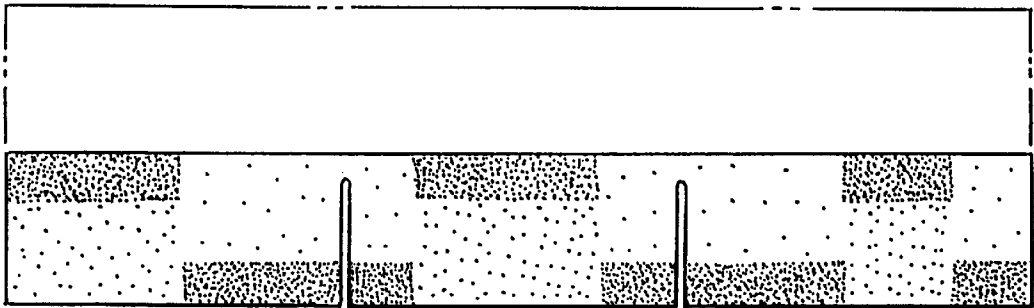


FIG. 20

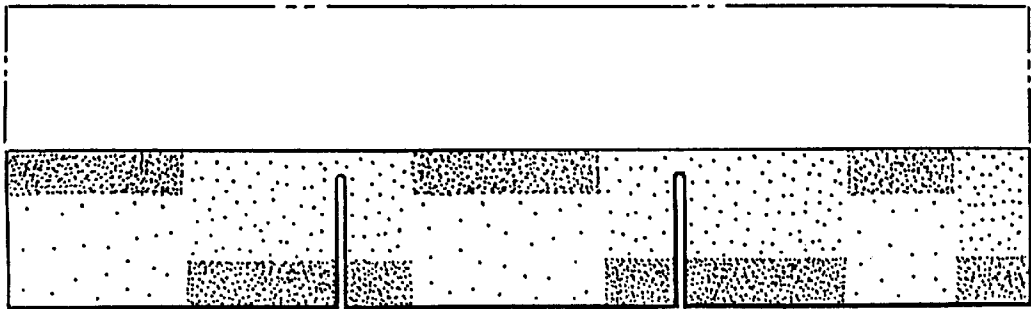


FIG. 21

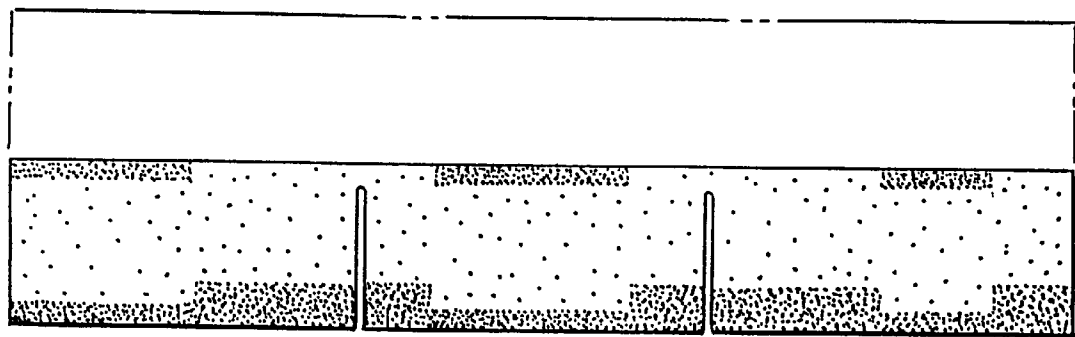


FIG. 22

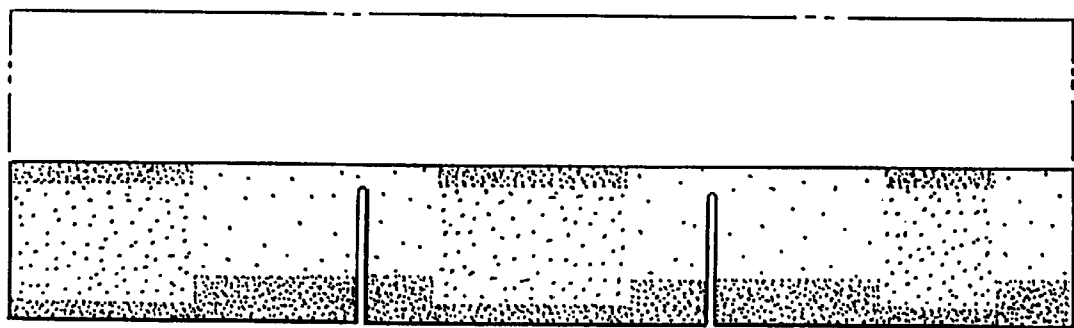


FIG. 23

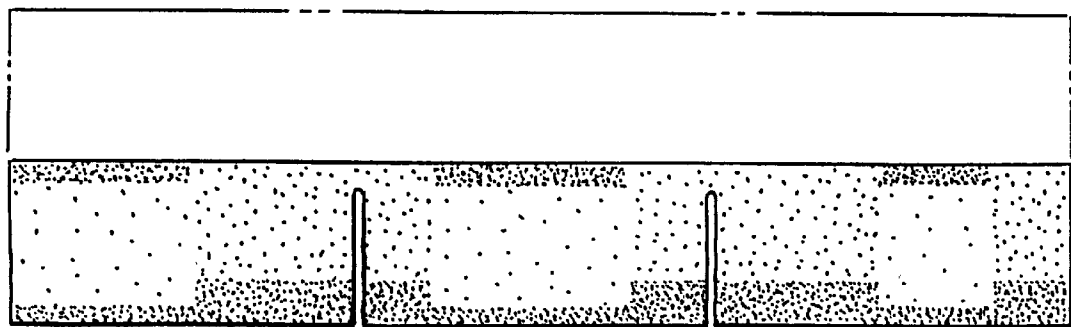


FIG. 24




FIG. 26

FIG. 25