



US0D1079599S

(12) **United States Design Patent**
Farrow

(10) **Patent No.:** **US D1,079,599 S**
(45) **Date of Patent:** **** Jun. 17, 2025**

(54) **CHARGER DOOR**

(71) Applicant: **Philip Morris Products S.A.**,
Neuchâtel (CH)

(72) Inventor: **Alexander Farrow**, Pleasant Hill, CA
(US)

(73) Assignee: **Philip Morris Products S.A.**,
Neuchâtel (CH)

(**) Term: **15 Years**

(21) Appl. No.: **29/731,489**

(22) Filed: **Apr. 15, 2020**

(30) **Foreign Application Priority Data**

Oct. 17, 2019 (EM) 007039631

(51) **LOC (15) CL.** **13-02**

(52) **U.S. CL.**
USPC **D13/118; D13/108**

(58) **Field of Classification Search**

USPC D13/102–103, 107–108, 110, 118–119,
D13/184, 199

CPC H02J 7/00; H02J 7/0013; H02J 7/0042;
H02J 7/0045; H02J 7/0047; H01M
2220/30; H01M 2250/30

See application file for complete search history.

(56) **References Cited**

U.S. PATENT DOCUMENTS

D210,732 S	4/1968	Anderson
D245,976 S	10/1977	Schmidt
D324,024 S	2/1992	Nagele et al.
D351,133 S	10/1994	Jungels-Butler et al.
D354,961 S	1/1995	Richards et al.
D400,209 S	10/1998	Williams et al.
D440,799 S	4/2001	Christianson
D473,338 S	4/2003	Brandenburg et al.
D584,313 S	1/2009	Pittel et al.

D651,168 S	12/2011	Akana	
D662,049 S	6/2012	Akana	
D669,851 S	10/2012	Ikegame	
D674,746 S	1/2013	Zhang et al.	
D683,700 S *	6/2013	Ferrari	D13/119
D685,323 S	7/2013	Szymanski et al.	
D685,740 S *	7/2013	Moore	D13/119

(Continued)

OTHER PUBLICATIONS

U.S. Office Action issued in U.S. Appl. No. 29/731,468, dated Jun. 7, 2022.

(Continued)

Primary Examiner — Rosemary K Tarcza

(74) *Attorney, Agent, or Firm* — Oblon, McClelland,
Maier & Neustadt, L.L.P.

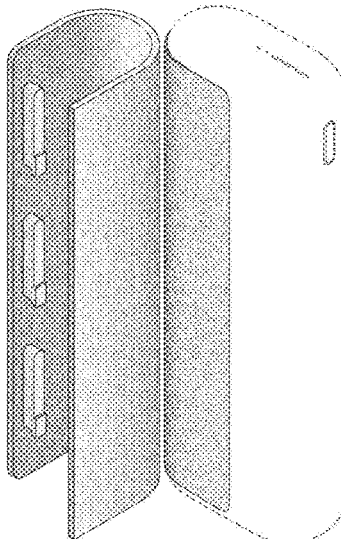
(57) **CLAIM**

The ornamental design for a charger door, as shown and described.

DESCRIPTION

FIG. 1 is a front, top, and left side perspective view of a charger door showing the new design;
 FIG. 2 is a front elevational view thereof;
 FIG. 3 is a rear elevational view thereof;
 FIG. 4 is a top plan view thereof;
 FIG. 5 is a bottom plan view thereof;
 FIG. 6 is a right side elevational view thereof;
 FIG. 7 is a left side elevational view thereof;
 FIG. 8 is a first perspective view thereof with the door in a use position;
 FIG. 9 is a second perspective view thereof with the door in a use position; and,
 FIG. 10 is a third perspective view thereof with the door in a use position.
 The broken lines in FIG. 10 show environmental subject matter that forms no part of the claimed design.

1 Claim, 10 Drawing Sheets



(56)

References Cited

U.S. PATENT DOCUMENTS

D733,648 S 7/2015 Bianco et al.
 D735,935 S 8/2015 Burrell
 D765,029 S * 8/2016 Buller D13/119
 D773,389 S * 12/2016 Miller D13/103
 D835,577 S 12/2018 Zhang
 D839,823 S * 2/2019 Lemelson D13/103
 D844,240 S 3/2019 Kauss
 D850,714 S 6/2019 Guo
 D864,112 S 10/2019 Chen et al.
 D873,212 S 1/2020 Chang et al.
 D879,708 S 3/2020 Chen
 D881,806 S 4/2020 Schmidt
 D885,332 S 5/2020 Han
 D889,740 S 7/2020 Beer et al.
 D890,695 S 7/2020 Chang et al.
 D896,066 S 9/2020 Tung
 D909,296 S 2/2021 Chen et al.
 D911,162 S 2/2021 Tung
 D919,564 S * 5/2021 Ehara D13/108
 D921,981 S 6/2021 Sudlow et al.
 D922,314 S 6/2021 Helnerus et al.
 D926,367 S 7/2021 Cruice et al.
 D928,400 S 8/2021 Verchick
 D931,202 S 9/2021 Lai et al.
 D931,210 S 9/2021 Lee
 D933,592 S 10/2021 Liu
 D935,687 S 11/2021 Tung
 D937,787 S 12/2021 Wappler et al.
 D940,652 S 1/2022 Tung et al.
 D952,245 S 5/2022 Farrow
 D957,130 S 7/2022 Tung
 D960,093 S 8/2022 Farrow
 D973,267 S 12/2022 Farrow

D974,293 S * 1/2023 Li D13/103
 D975,011 S * 1/2023 Liang D13/103
 D976,198 S 1/2023 Farrow
 D978,788 S 2/2023 Farrow
 D987,562 S * 5/2023 Liang D13/108
 D991,881 S 7/2023 Tung
 D995,420 S 8/2023 Farrow
 D1,008,181 S * 12/2023 Liang D13/108
 D1,022,893 S * 4/2024 Lu D13/108
 D1,022,897 S * 4/2024 Guo D13/108
 D1,036,377 S 7/2024 Martensson
 D1,037,548 S 7/2024 Whiffen
 D1,040,755 S 9/2024 Liang
 D1,056,838 S 1/2025 Liu
 D1,058,490 S 1/2025 Zhang
 D1,061,414 S 2/2025 Farrow
 D1,061,420 S 2/2025 Farrow
 D1,061,421 S 2/2025 Farrow
 D1,061,424 S 2/2025 Farrow
 2017/0119044 A1 5/2017 Oligschlaeger et al.
 2017/0367406 A1 12/2017 Schuler et al.
 2022/0322752 A1 * 10/2022 Bologna A24F 40/95
 2023/0299599 A1 * 9/2023 Ke H01M 50/202
 320/107
 2024/0313559 A1 * 9/2024 Hong H02J 7/342

OTHER PUBLICATIONS

U.S. Office Action issued in U.S. Appl. No. 29/731,472, dated Jun. 7, 2022.
 Notice of Allowance issued Sep. 26, 2022 in U.S. Appl. No. 29/731,472, citing document No. 1 therein, 8 pgs.
 Notice of Allowance dated Feb. 24, 2025, issued in related U.S. Appl. No. 29/869,959 (citing documents 1-20).

* cited by examiner

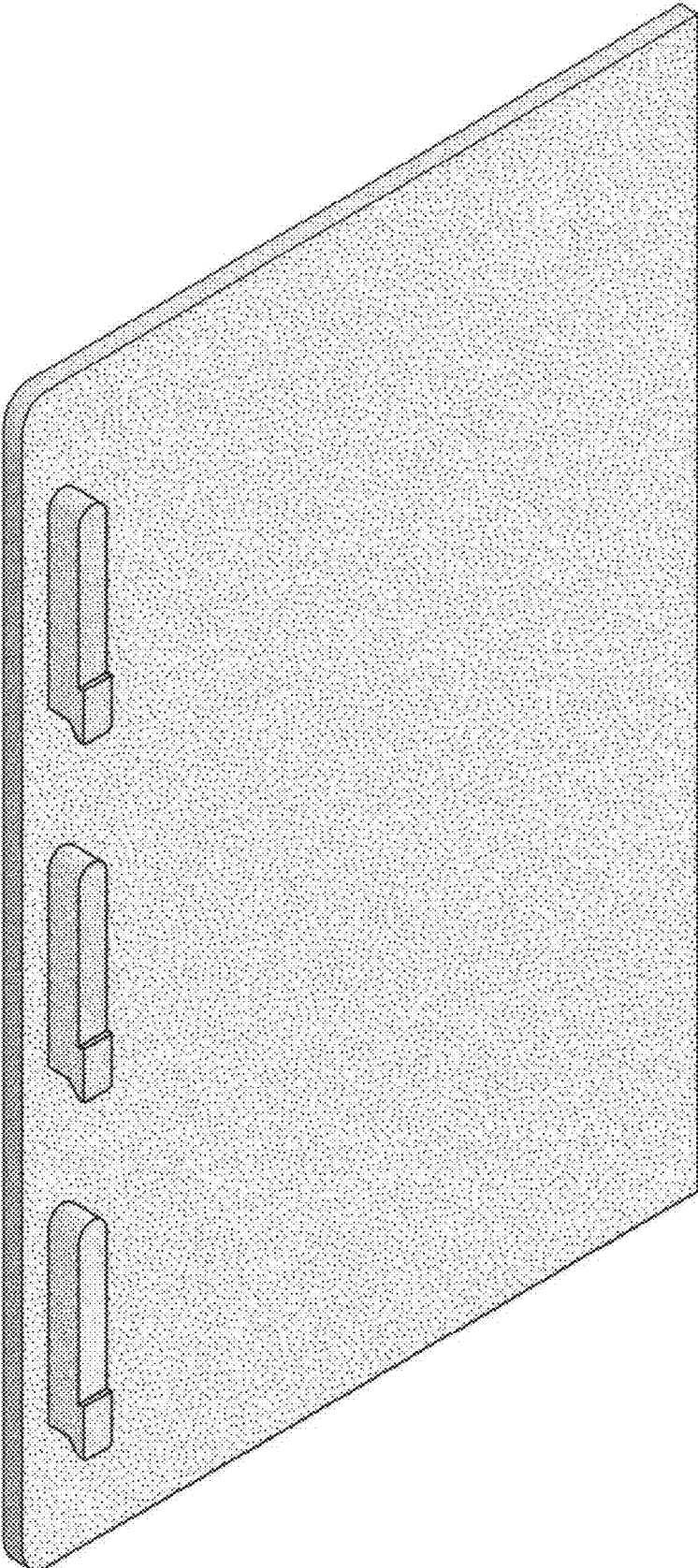


FIG. 1




FIG. 2




FIG. 3



FIG. 4



FIG. 5




FIG. 6




FIG. 7

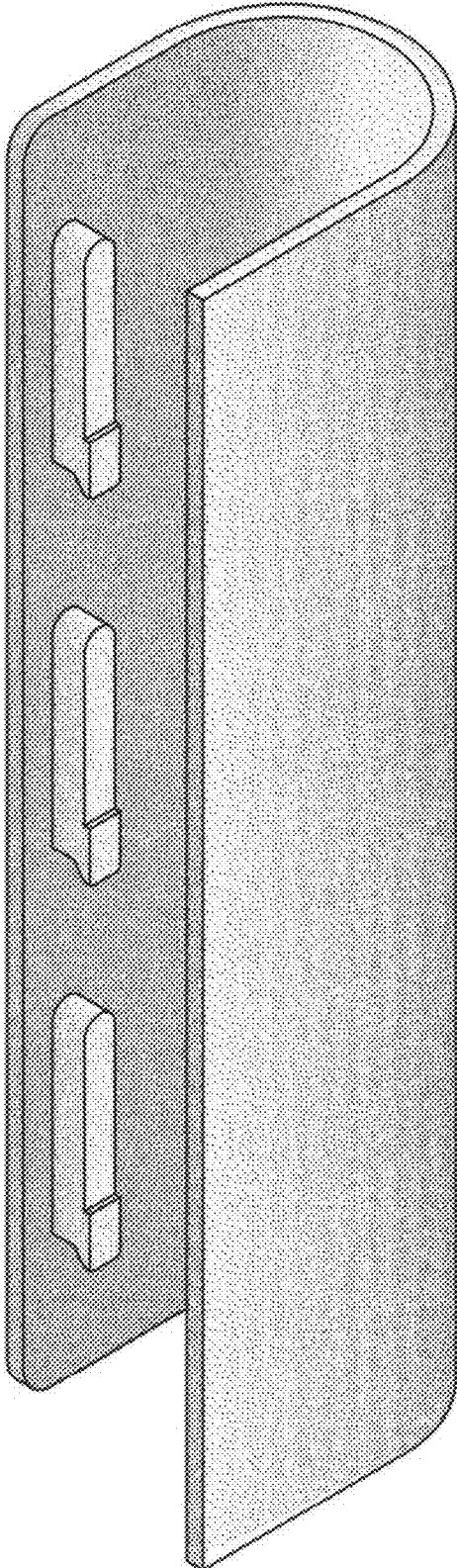


FIG. 8




FIG. 9




FIG. 10