

(19) World Intellectual Property Organization  
International Bureau



(43) International Publication Date  
15 March 2007 (15.03.2007)

PCT

(10) International Publication Number  
**WO 2007/028814 A1**

(51) International Patent Classification:  
*C07D 309/10* (2006.01) *A61P 3/10* (2006.01)  
*C07H 7/00* (2006.01) *A61K 31/351* (2006.01)

16, 88441 Mittelbiberach (DE). **BUTZ, Tanja** [DE/DE]; Kornblumenweg 7, 89188 Merklingen (DE). **SCHÜHLE, Martin** [DE/DE]; Sebastian Sailer Str. 38, 88447 Oberhöfen (DE). **MARTIN, Hans-Jürgen** [DE/DE]; Königsbergallee 5, 88400 Biberach (DE).

(21) International Application Number:  
PCT/EP2006/066107

(74) Agents: **HAMMANN, Heinz** et al.; Binger Str. 173, 55216 Ingelheim Am Rhein (DE).

(22) International Filing Date:  
7 September 2006 (07.09.2006)

(81) Designated States (unless otherwise indicated, for every kind of national protection available): AE, AG, AL, AM, AT, AU, AZ, BA, BB, BG, BR, BW, BY, BZ, CA, CH, CN, CO, CR, CU, CZ, DE, DK, DM, DZ, EC, EE, EG, ES, FI, GB, GD, GE, GH, GM, HN, HR, HU, ID, IL, IN, IS, JP, KE, KG, KM, KN, KP, KR, KZ, LA, LC, LK, LR, LS, LT, LU, LV, LY, MA, MD, MG, MK, MN, MW, MX, MY, MZ, NA, NG, NI, NO, NZ, OM, PG, PH, PL, PT, RO, RS, RU, SC, SD, SE, SG, SK, SL, SM, SV, SY, TJ, TM, TN, TR, TT, TZ, UA, UG, US, UZ, VC, VN, ZA, ZM, ZW.

(25) Filing Language: English

(26) Publication Language: English

(30) Priority Data:  
05019527.0 8 September 2005 (08.09.2005) EP

(84) Designated States (unless otherwise indicated, for every kind of regional protection available): ARIPO (BW, GH, GM, KE, LS, MW, MZ, NA, SD, SL, SZ, TZ, UG, ZM, ZW), Eurasian (AM, AZ, BY, KG, KZ, MD, RU, TJ, TM), European (AT, BE, BG, CH, CY, CZ, DE, DK, EE, ES, FI, FR, GB, GR, HU, IE, IS, IT, LT, LU, LV, MC, NL, PL, PT, RO, SE, SI, SK, TR), OAPI (BF, BJ, CF, CG, CI, CM, GA, GN, GQ, GW, ML, MR, NE, SN, TD, TG).

(71) Applicant (for AE, AG, AL, AM, AT, AU, AZ, BA, BB, BE, BF, BG, BJ, BR, BW, BY, BZ, CA, CF, CG, CH, CI, CM, CN, CO, CR, CU, CY, CZ, DK, DM, DZ, EC, EE, EG, ES, FI, FR, GA, GB, GD, GE, GH, GM, GN, GQ, GR, GW, HN, HR, HU, ID, IE, IL, IN, IS, IT, JP, KE, KG, KM, KN, KP, KR, KZ, LA, LC, LK, LR, LS, LT, LU, LV, LY, MA, MC, MD, MG, MK, ML, MN, MR, MW, MX, MY, MZ, NA, NE, NG, NI, NL, NO, NZ, OM, PG, PH, PL, PT, RO only): **BOEHRINGER INGELHEIM INTERNATIONAL GMBH** [DE/DE]; Binger Str. 173, 55216 Ingelheim Am Rhein (DE).

(71) Applicant (for DE only): **BOEHRINGER INGELHEIM PHARMA GMBH & CO. KG** [DE/DE]; Binger Str. 173, 55216 Ingelheim Am Rhein (DE).

(72) Inventors; and

(75) Inventors/Applicants (for US only): **ECKHARDT, Matthias** [DE/DE]; Kirschenweg 7, 88400 Biberach (DE). **HIMMELSBACH, Frank** [DE/DE]; Ahornweg

Published:  
— with international search report  
— before the expiration of the time limit for amending the claims and to be republished in the event of receipt of amendments

For two-letter codes and other abbreviations, refer to the "Guidance Notes on Codes and Abbreviations" appearing at the beginning of each regular issue of the PCT Gazette.

(54) Title: CRYSTALLINE FORMS OF 1-CHLORO-4-(β-D-GLUCOPYRANOS-1-YL)-2-(4-ETHYNYL-BENZYL)-BENZENE, METHODS FOR ITS PREPARATION AND THE USE THEREOF FOR PREPARING MEDICAMENTS

(57) Abstract: The invention relates to a crystalline hydrate of 1-chloro-4-(β-D-glucopyranos-1-yl)-2-(4-ethynyl-benzyl)-benzene and to crystalline complexes between 1-chloro-4-(β-D-5 glucopyranos-1-yl)-2-(4-ethynyl-benzyl)-benzene and a natural amino acid, to methods for the preparation thereof, as well as to uses thereof for preparing medicaments.

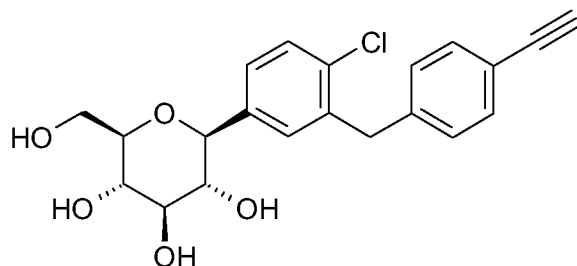
WO 2007/028814 A1

**Crystalline forms of 1-chloro-4-( $\beta$ -D-glucopyranos-1-yl)-2-(4-ethynyl-benzyl)-benzene,  
methods for its preparation and the use thereof for preparing medicaments**

The invention relates to a crystalline hydrate and to crystalline complexes of 1-chloro-4-( $\beta$ -  
5 D-glucopyranos-1-yl)-2-(4-ethynyl-benzyl)-benzene, to methods for the preparation thereof,  
as well as to the use thereof for preparing medicaments.

Background of the invention

The compound 1-chloro-4-( $\beta$ -D-glucopyranos-1-yl)-2-(4-ethynyl-benzyl)-benzene (in the  
10 following referred to it as "compound A") is described in the international patent application  
WO 2005/092877 and has the chemical structure according to formula A



**A**

15 The compounds described therein have a valuable inhibitory effect on the sodium-  
dependent glucose cotransporter SGLT, particularly SGLT2. The method of manufacture of  
the compound A as described therein does not yield a crystalline form.

A certain pharmaceutical activity is of course the basic prerequisite to be fulfilled by a  
20 pharmaceutically active agent before same is approved as a medicament on the market.  
However, there are a variety of additional requirements a pharmaceutically active agent has  
to comply with. These requirements are based on various parameters which are connected  
with the nature of the active substance itself. Without being restrictive, examples of these  
parameters are the stability of the active agent under various environmental conditions, its  
25 stability during production of the pharmaceutical formulation and the stability of the active  
agent in the final medicament compositions. The pharmaceutically active substance used  
for preparing the pharmaceutical compositions should be as pure as possible and its  
stability in long-term storage must be guaranteed under various environmental conditions.  
This is essential to prevent the use of pharmaceutical compositions which contain, in  
30 addition to the actual active substance, breakdown products thereof, for example. In such  
cases the content of active substance in the medicament might be less than that specified.

Uniform distribution of the medicament in the formulation is a critical factor, particularly when the medicament has to be given in low doses. To ensure uniform distribution, the particle size of the active substance can be reduced to a suitable level, e.g. by grinding.

5 Since breakdown of the pharmaceutically active substance as a side effect of the grinding (or micronising) has to be avoided as far as possible, in spite of the hard conditions required during the process, it is essential that the active substance should be highly stable throughout the grinding process. Only if the active substance is sufficiently stable during the grinding process it is possible to produce a homogeneous pharmaceutical formulation

10 which always contains the specified amount of active substance in a reproducible manner.

Another problem which may arise in the grinding process for preparing the desired pharmaceutical formulation is the input of energy caused by this process and the stress on the surface of the crystals. This may in certain circumstances lead to polymorphous

15 changes, to amorphization or to a change in the crystal lattice. Since the pharmaceutical quality of a pharmaceutical formulation requires that the active substance should always have the same crystalline morphology, the stability and properties of the crystalline active substance are subject to stringent requirements from this point of view as well.

20 The stability of a pharmaceutically active substance is also important in pharmaceutical compositions for determining the shelf life of the particular medicament; the shelf life is the length of time during which the medicament can be administered without any risk. High stability of a medicament in the abovementioned pharmaceutical compositions under various storage conditions is therefore an additional advantage for both the patient and the

25 manufacturer.

The absorption of moisture reduces the content of pharmaceutically active substance as a result of the increased weight caused by the uptake of water. Pharmaceutical compositions with a tendency to absorb moisture have to be protected from moisture during storage, e.g.

30 by the addition of suitable drying agents or by storing the drug in an environment where it is protected from moisture. Preferably, therefore, a pharmaceutically active substance should be only slightly hygroscopic.

Furthermore, the availability of a well-defined crystalline form allows the purification of the

35 drug substance by recrystallization.

Apart from the requirements indicated above, it should be generally borne in mind that any change to the solid state of a pharmaceutical composition which is capable of improving its physical and chemical stability gives a significant advantage over less stable forms of the same medicament.

5

The aim of the invention is thus to provide a new, stable crystalline form of the compound A which meets important requirements imposed on pharmaceutically active substances as mentioned above.

10

#### Object of the invention

In a first aspect the present invention relates to a crystalline complex between one or more natural amino acids and 1-chloro-4-( $\beta$ -D-glucopyranos-1-yl)-2-(4-ethynyl-benzyl)-benzene.

15

In the light of the pharmaceutical efficacy of the compound A and the advantageous physical chemical properties of the crystalline complex a second aspect of the present invention relates to a pharmaceutical composition or medicament comprising one or more crystalline complexes as defined hereinbefore and hereinafter.

20

In a third aspect the present invention relates to a crystalline hydrate of 1-chloro-4-( $\beta$ -D-glucopyranos-1-yl)-2-(4-ethynyl-benzyl)-benzene.

25

In view of the pharmaceutical efficacy of the compound A a fourth aspect of the present invention relates to a pharmaceutical composition or medicament comprising one or more crystalline hydrates as defined hereinbefore and hereinafter.

30

In a further aspect the present invention relates to a use of one or more crystalline complexes or crystalline hydrates as defined hereinbefore or hereinafter for preparing a pharmaceutical composition which is suitable for the treatment or prevention of diseases or conditions which can be influenced by inhibiting sodium-dependent glucose cotransporter SGLT, preferably SGLT2.

35

In a yet further aspect the present invention relates to a use of one or more crystalline complexes or crystalline hydrates as defined hereinbefore or hereinafter for preparing a pharmaceutical composition which is suitable for the treatment or prevention of metabolic disorders.

In a further aspect the present invention relates to a use of one or more crystalline complexes or crystalline hydrates as defined hereinbefore or hereinafter for preparing a pharmaceutical composition for inhibiting the sodium-dependent glucose cotransporter SGLT2.

5

In a yet further aspect the present invention relates to a use of one or more crystalline complexes or crystalline hydrates as defined hereinbefore or hereinafter for preparing a pharmaceutical composition for preventing the degeneration of pancreatic beta cells and/or for improving and/or restoring the functionality of pancreatic beta cells.

10

In a further aspect the present invention relates to a method for making one or more crystalline complexes as defined hereinbefore and hereinafter, said method comprising the following steps:

- (a) preparing a solution of 1-chloro-4-( $\beta$ -D-glucopyranos-1-yl)-2-(4-ethynyl-benzyl)-benzene and the one or more natural amino acids in a solvent or a mixture of solvents;
- (b) storing the solution to precipitate the crystalline complex out of solution;
- (c) removing the precipitate from the solution; and
- (d) drying the precipitate optionally until any excess of said solvent or mixture of solvents has been removed.

20

A yet further aspect of the present invention relates to a method for making one or more crystalline hydrates as defined hereinbefore and hereinafter, said method comprising the following steps:

- (a) dissolving 1-chloro-4-( $\beta$ -D-glucopyranos-1-yl)-2-(4-ethynyl-benzyl)-benzene in a solvent or a mixture of solvents to form a solution, preferably a nearly saturated, saturated or supersaturated solution, with the proviso that the starting material of 1-chloro-4-( $\beta$ -D-glucopyranos-1-yl)-2-(4-ethynyl-benzyl)-benzene and/or said solvent or mixture of solvents contain an amount of H<sub>2</sub>O which is at least the quantity required to form a hydrate, preferably at least 1.5 mol of water per mol of 1-chloro-4-( $\beta$ -D-glucopyranos-1-yl)-2-(4-ethynyl-benzyl)-benzene;
- (b) storing the solution to precipitate the crystalline hydrate out of solution;
- (c) removing the precipitate from the solution; and
- (d) drying the precipitate optionally until any excess of said solvent or mixture of solvents has been removed.

35

Further aspects of the present invention become apparent to the one skilled in the art from the following detailed description of the invention and the examples.

#### Brief Description of the Figures

5 The Figure 1 shows an X-ray powder diffractogram of the crystalline complex between the compound A and proline (1 : 1).

The Figure 2 shows the determination of the melting point via DSC of the crystalline complex between the compound A and proline (1 : 1).

10 The Figure 3 shows an X-ray powder diffractogram of the crystalline hydrate of the compound A.

The Figure 4 shows the thermoanalysis and determination of the melting point via DSC of the crystalline hydrate of the compound A.

#### Detailed description of the invention

15

Surprisingly, it has been found that there exist a crystalline complex between natural amino acids and the compound A. Such complexes fulfill important requirements mentioned hereinbefore. Accordingly the present invention relates to a crystalline complex between one or more natural amino acids and the compound A.

20

Preferably the natural amino acid is present in either its (D) or (L) enantiomeric form, most preferably as the (L) enantiomer.

25

Furthermore those crystalline complexes according to this invention are preferred which are formed between one natural amino acid and the compound A, most preferably between the (L) enantiomer of a natural amino acid and the compound A.

30

Preferred amino acids according to this invention are selected from the group consisting of phenylalanine and proline, in particular (L)-proline and (L)-phenylalanine.

According to a preferred embodiment the crystalline complex is characterized in that the natural amino acid is proline, in particular (L)-proline.

35

Preferably the molar ratio of the natural amino acid and the compound A is in the range from about 1 : 1 to 2 : 1; most preferably about 1 : 1. In the following it is referred to this embodiment as "complex (1 : 1)" or "1 : 1 complex".

Therefore a preferred crystalline complex according to this invention is a complex (1 : 1) between the compound A and proline; in particular of the compound A and L-proline.

- 5 Said crystalline complex of the compound A and proline may be identified and distinguished from other crystalline forms by means of their characteristic X-ray powder diffraction (XRPD) patterns.

Said crystalline complex is preferably characterised by an X-ray powder diffraction pattern  
10 that comprises peaks at 16.75, 17.55 and 18.91 degrees  $2\Theta$  ( $\pm 0.05$  degrees  $2\Theta$ ), wherein said X-ray powder diffraction pattern is made using  $\text{CuK}_{\alpha 1}$  radiation.

In particular said X-ray powder diffraction pattern comprises peaks at 5.07, 16.75, 17.55, 18.91 and 21.62 degrees  $2\Theta$  ( $\pm 0.05$  degrees  $2\Theta$ ), wherein said X-ray powder diffraction  
15 pattern is made using  $\text{CuK}_{\alpha 1}$  radiation.

More specifically said X-ray powder diffraction pattern comprises peaks at 5.07, 7.28, 16.75, 17.55, 18.91, 20.34, 21.62 and 28.75 degrees  $2\Theta$  ( $\pm 0.05$  degrees  $2\Theta$ ), wherein said X-ray powder diffraction pattern is made using  $\text{CuK}_{\alpha 1}$  radiation.

20

Even more specifically, the crystalline complex of the compound A and proline is characterised by an X-ray powder diffraction pattern, made using  $\text{CuK}_{\alpha 1}$  radiation, which comprises peaks at degrees  $2\Theta$  ( $\pm 0.05$  degrees  $2\Theta$ ) as contained in Table 1.

- 25 **Table 1:** X-ray powder diffraction pattern of the crystalline complex of the compound A and proline (only peaks up to  $30^\circ$  in  $2\Theta$  are listed):

$2\Theta$ [°]	d-value [Å]	Intensity I/I <sub>0</sub> [%]
5.07	17.43	37
7.28	12.14	34
10.08	8.77	15
14.28	6.20	8

14.50	6.10	12
15.23	5.81	5
16.75	5.29	61
17.55	5.05	70
18.91	4.69	100
19.19	4.62	7
20.34	4.36	31
20.63	4.30	8
20.98	4.23	19
21.62	4.11	42
22.12	4.01	10
23.21	3.83	26
23.48	3.79	3
23.77	3.74	12
24.25	3.67	3
24.82	3.59	25
25.02	3.56	5
25.96	3.43	4
26.19	3.40	11
26.92	3.31	4
28.75	3.10	31
29.00	3.08	7
29.20	3.06	7
29.58	3.02	1

Even more specifically, said crystalline complex is characterised by an X-ray powder diffraction pattern, made using  $\text{CuK}_{\alpha 1}$  radiation, which comprises peaks at degrees  $2\Theta$  ( $\pm 0.05$  degrees  $2\Theta$ ) as shown in Figure 1.

Furthermore said crystalline complex is characterised by a melting point of about  $197^{\circ}\text{C} \pm 3^{\circ}\text{C}$  (determined via DSC; evaluated as onset-temperature; heating rate 10 K/min). The obtained DSC curve is shown in Figure 2. Depending on the method of manufacture and the storage of the crystalline complex a weight loss of about 1 % of water can be observed by thermal gravimetry. Such a weight loss can for example result by the release of water adsorbed on the surface of said crystals.

Furthermore, it has been found that there exist a crystalline hydrate of the compound A. Accordingly the present invention relates to a crystalline hydrate of the compound A.

The crystalline hydrate of the compound A may be identified and distinguished from other crystalline forms by means of their characteristic X-ray powder diffraction (XRPD) patterns.

The crystalline hydrate is preferably characterised by an X-ray powder diffraction pattern that comprises peaks at 17.16, 18.53 and 22.94 degrees  $2\Theta$  ( $\pm 0.05$  degrees  $2\Theta$ ), wherein said X-ray powder diffraction pattern is made using  $\text{CuK}_{\alpha 1}$  radiation.

In particular said X-ray powder diffraction pattern comprises peaks at 4.53, 13.11, 17.16, 18.53 and 22.94 degrees  $2\Theta$  ( $\pm 0.05$  degrees  $2\Theta$ ), wherein said X-ray powder diffraction pattern is made using  $\text{CuK}_{\alpha 1}$  radiation.

More specifically said X-ray powder diffraction pattern comprises peaks at 4.53, 13.11, 17.16, 18.53, 19.10, 21.64 and 22.94 degrees  $2\Theta$  ( $\pm 0.05$  degrees  $2\Theta$ ), wherein said X-ray powder diffraction pattern is made using  $\text{CuK}_{\alpha 1}$  radiation.

Even more specifically, the crystalline hydrate is characterised by an X-ray powder diffraction pattern, made using  $\text{CuK}_{\alpha 1}$  radiation, which comprises peaks at degrees  $2\Theta$  ( $\pm 0.05$  degrees  $2\Theta$ ) as contained in Table 2.

**Table 2:** X-ray powder diffraction pattern of the crystalline hydrate :

<b>2 <math>\Theta</math></b> <b>[°]</b>	<b>d-value</b> <b>[Å]</b>	<b>Intensity I/I<sub>0</sub></b> <b>[%]</b>
4.53	19.48	40
9.07	9.75	9
9.70	9.12	7
11.65	7.59	13
13.11	6.75	36
13.60	6.51	14
15.91	5.56	21
16.59	5.34	7
17.16	5.16	43
18.18	4.88	20
18.53	4.79	100
19.10	4.64	31
19.61	4.52	24
20.16	4.40	28
20.52	4.33	20
20.86	4.26	28
21.64	4.10	30
22.43	3.96	21
22.94	3.87	55
23.42	3.80	14
24.83	3.58	4
25.66	3.47	7
25.94	3.43	14

26.38	3.38	24
27.65	3.22	8
27.79	3.21	9
28.32	3.15	24
29.44	3.03	15

Even more specifically, the crystalline hydrate is characterised by an X-ray powder diffraction pattern, made using  $\text{CuK}\alpha_1$  radiation, which comprises peaks at degrees  $2\Theta$  ( $\pm 0.05$  degrees  $2\Theta$ ) as shown in Figure 3.

5

Furthermore the crystalline hydrate is characterised by a melting point of about  $69^\circ\text{C} \pm 3^\circ\text{C}$  (determined via DSC; evaluated as onset-temperature; heating rate 10 K/min). The obtained DSC curve is shown in Figure 4.

10 The crystalline hydrate of the compound A is also characterised by thermal gravimetry (TG) with a weight loss of about  $6.7 \pm 2.3$  % water up to approximately  $100^\circ\text{C}$  as depicted by the dotted line in Figure 4. The observed weight loss indicates that the crystalline hydrate represents a hydrate form with a stoichiometry in the range from about 1 to 2 mol of water per mol of the compound A.

15

The X-ray powder diffraction patterns are recorded, within the scope of the present invention, using a STOE - STADI P-diffractometer in transmission mode fitted with a location-sensitive detector (OED) and a  $\text{Cu}$  anode as X-ray source ( $\text{CuK}\alpha_1$  radiation,  $\lambda = 1.5406 \text{ \AA}$ , 40kV, 40mA). In the Tables 1 and 2 above the values " $2\Theta$  [ $^\circ$ ]" denote the angle  
20 of diffraction in degrees and the values " $d$  [ $\text{\AA}$ ]" denote the specified distances in  $\text{\AA}$  between the lattice planes. The intensity shown in the Figures 1 and 3 is given in units of cps (counts per second).

In order to allow for experimental error, the above described  $2\Theta$  values should be  
25 considered accurate to  $\pm 0.05$  degrees  $2\Theta$ . That is to say, when assessing whether a given sample of crystals of the compound A is a crystalline form in accordance with the invention, a  $2\Theta$  value which is experimentally observed for the sample should be considered identical with a characteristic value described above if it falls within  $\pm 0.05$  degrees  $2\Theta$  of the characteristic value.

The melting point is determined by DSC (Differential Scanning Calorimetry) using a DSC 821 (Mettler Toledo). The weight loss is determined by thermal gravimetry (TG) using a TGA 851 (Mettler Toledo).

5

A further aspect of the present invention relates to a method for making the crystalline complex of the present invention as defined hereinbefore and hereinafter, said method comprising the following steps:

- (a) preparing a solution of the compound A and the one or more natural amino acids in a  
10 solvent or a mixture of solvents;
- (b) storing the solution to precipitate the crystalline complex out of solution;
- (c) removing the precipitate from the solution; and
- (d) drying the precipitate optionally until any excess of said solvent or mixture of solvents has been removed.

15

According to step (a) a solution of the compound A and the one or more natural amino acids in a solvent or a mixture of solvents is prepared. Preferably the solution is saturated or at least nearly saturated or even supersaturated with respect to the crystalline complex. In the step (a) the compound (A) may be dissolved in a solution comprising the one or more  
20 natural amino acids or the one or more natural amino acids may be dissolved in a solution comprising the compounds A. According to an alternative procedure the compound A is dissolved in a solvent or mixture of solvents to yield a first solution and the one or more natural amino acids are dissolved in a solvent or mixture of solvents to yield a second solution. Thereafter said first solution and said second solution are combined to form the  
25 solution according to step (a).

Preferably the molar ratio of the natural amino acid and the compound A in the solution corresponds to the molar ratio of the natural amino acid and the compound A in the crystalline complex to be obtained. Therefore a preferred molar ratio is in the range from  
30 about 1 : 1 to 2 : 1; most preferably about 1 : 1.

Suitable solvents are preferably selected from the group consisting of C<sub>1-4</sub>-alkanols, water, ethylacetate, acetonitrile, acetone, diethylether, tetrahydrofuran, and mixture of two or more of these solvents.

35

More preferred solvents are selected from the group consisting of methanol, ethanol, isopropanol, water and mixture of two or more of these solvents, in particular mixtures of one or more of said organic solvents with water.

- 5 Particularly preferred solvents are selected from the group consisting of ethanol, isopropanol, water and mixtures of ethanol and/or isopropanol with water.

In case a mixture of water and one or more C<sub>1-4</sub>-alkanols, in particular of methanol, ethanol and/or isopropanol, most preferably of ethanol, is taken, a preferred volume ratio of water :  
10 the alkanol is in the range from about 99 : 1 to 1 : 99; more preferably from about 50 : 1 to 1 : 80; even more preferably from about 10 : 1 to 1 : 60.

Preferably the step (a) is carried out at about room temperature (about 20°C) or at an elevated temperature up to about the boiling point of the solvent or mixture of solvents  
15 used.

In order to reduce the solubility of the crystalline complex according to this invention in the solution, in step (a) and/or in step (b) one or more antisolvents may be added, preferably during step (a) or at the beginning of step (b). Water is an example of a suitable antisolvent.  
20 The amount of antisolvent is preferably chosen to obtain a supersaturated or saturated solution with respect to the crystalline complex.

In step (b) the solution is stored for a time sufficient to obtain a precipitate, i.e. the crystalline complex. The temperature of the solution in step (b) is about the same as or  
25 lower than in step (a). During storage the temperature of the solution is preferably lowered, preferably to a temperature in the range of 20°C to 0°C or even lower. The step (b) can be carried out with or without stirring. As known to the one skilled in the art by the period of time and the difference of temperature in step (b) the size, shape and quality of the obtained crystals can be controlled. Furthermore the crystallization may be induced by  
30 methods as known in the art, for example by mechanical means such as scratching or rubbing the contact surface of the reaction vessel for example with a glass rod. Optionally the (nearly) saturated or supersaturated solution may be inoculated with seed crystals.

In step (c) the solvent(s) can be removed from the precipitate by known methods as for  
35 example filtration, suction filtration, decantation or centrifugation.

In step (d) an excess of the solvent(s) is removed from the precipitate by methods known to the one skilled in the art as for example by reducing the partial pressure of the solvent(s), preferably in vacuum, and/or by heating above ca. 20°C, preferably in a temperature range below 150°C, even more preferably below 100°C.

5

A further aspect of the present invention relates to a method for making the crystalline hydrate of the present invention as defined hereinbefore and hereinafter, said method comprising the following steps:

- (a) dissolving compound A in a solvent or a mixture of solvents to form a solution, preferably  
10 a nearly saturated, saturated or supersaturated solution, with the proviso that the starting material of compound A and/or said solvent or mixture of solvents contain an amount of H<sub>2</sub>O which is at least the quantity required to form a hydrate, preferably at least 1.5 mol of water per mol of compound A;
- (b) storing the solution to precipitate the crystalline hydrate out of solution;
- 15 (c) removing the precipitate from the solution; and
- (d) drying the precipitate optionally until any excess of said solvent or mixture of solvents has been removed.

According to this aspect of the invention the terms "saturated" or "nearly saturated" are  
20 related to the starting material of the compound A as used in step (a). For example a solution which is saturated with respect to the starting material of the compound A may be supersaturated with respect to its crystalline hydrate.

Suitable solvents are preferably selected from the group consisting of C<sub>1-4</sub>-alkanols, water,  
25 ethylacetate, acetonitrile, acetone, diethylether, tetrahydrofuran, and mixture of two or more of these solvents.

More preferred solvents are selected from the group consisting of methanol, ethanol, isopropanol, water and mixture of two or more of these solvents, in particular mixtures of  
30 one or more of said organic solvents with water.

Particularly preferred solvents are selected from the group consisting of water, ethanol, isopropanol and mixtures of ethanol and/or isopropanol with water.

35 In case a mixture of water and one or more C<sub>1-4</sub>-alkanols, in particular of methanol, ethanol and/or isopropanol, most preferably of ethanol, is taken, a preferred volume ratio of water :

the alkanol is in the range from about 1 : 1 to 90 : 1; more preferably from about 2 : 1 to 10 : 1.

The proviso for the starting material of the compound A and/or the solvent and mixtures of solvents is that these contain an amount of H<sub>2</sub>O which is at least the quantity required to form a hydrate of the compound A; in particular at least 1 mol, preferably at least 1.5 mol of water per mol of compound A. Even more preferably the amount of water is at least 2 mol of water per mol of compound A. This means that either the compound A as starting material or said solvent or mixture of solvents, or the compound of the formula A together with said solvent or mixture of solvents contain an amount of H<sub>2</sub>O as specified above. For example if the starting material of the compound A in step (a) does contain sufficient water as specified above, a water content of the solvent(s) is not mandatory.

Preferably the step (a) is carried at about room temperature (about 20°C) or at an elevated temperature up to about the boiling point of the solvent or mixture of solvents used.

In order to reduce the solubility of the compound A in the solution, in step (a) and/or in step (b) one or more antisolvents may be added, preferably during step (a) or at the beginning of step (b). Water is an example of a suitable antisolvent. The amount of antisolvent is preferably chosen to obtain a supersaturated or nearly supersaturated solution with respect to the crystalline hydrate.

In step (b) the solution is stored for a time sufficient to obtain a precipitate. The temperature of the solution in step (b) is about the same as or lower than in step (a). During storage the temperature of the solution containing the compound A is preferably lowered, preferably to a temperature in the range of 20°C to 0°C or even lower. The step (b) can be carried out with or without stirring. As known to the one skilled in the art by the period of time and the difference of temperature in step (b) the size, shape and quality of the obtained crystals can be varied. Furthermore the crystallization may be induced by methods as known in the art, for example by scratching or rubbing. Optionally the (nearly) saturated or supersaturated solution may be inoculated with seed crystals.

In step (c) the solvent(s) can be removed from the precipitate by known methods as for example filtration, suction filtration, decantation or centrifugation.

In step (d) an excess of the solvent(s) is removed from the precipitate by methods known to the one skilled in the art as for example by reducing the partial pressure of the solvent(s), preferably in vacuum, and/or by heating above ca. 20°C, preferably in a temperature range below 65°C, even more preferably below 50°C.

5

The compound A may be synthesized by methods as specifically and/or generally described or cited in the international application WO 2005/092877. Furthermore the biological properties of the compound A may be investigated as it is described in the international application WO 2005/092877 which in its entirety is incorporated herein by  
10 reference.

The crystalline complex and crystalline hydrate in accordance with the invention are preferably employed as drug active substances in substantially pure form, that is to say, essentially free of other crystalline forms of the compound A. Nevertheless, the invention  
15 also embraces the crystalline complex or the crystalline hydrate in admixture with another crystalline form or forms. Should the drug active substance be a mixture of crystalline forms, it is preferred that the substance comprises at least 50%-weight of the crystalline complex as described herein or at least 50%-weight of the crystalline hydrate as described herein.

20 In view of their ability to inhibit the SGLT activity, the crystalline complex according to the invention and the crystalline hydrate according to this invention are suitable for the preparation of pharmaceutical compositions for the treatment and/or preventative treatment of all those conditions or diseases which may be affected by the inhibition of the SGLT activity, particularly the SGLT-2 activity. Therefore, the crystalline complex according to the  
25 invention and the crystalline hydrate according to this invention are particularly suitable for the preparation of pharmaceutical compositions for prevention or treatment of diseases, particularly metabolic disorders, or conditions such as type 1 and type 2 diabetes mellitus, complications of diabetes (such as e.g. retinopathy, nephropathy or neuropathies, diabetic foot, ulcers, macroangiopathies), metabolic acidosis or ketosis, reactive hypoglycaemia,  
30 hyperinsulinaemia, glucose metabolic disorder, insulin resistance, metabolic syndrome, dyslipidaemias of different origins, atherosclerosis and related diseases, obesity, high blood pressure, chronic heart failure, oedema and hyperuricaemia. The crystalline complex according to the invention and the crystalline hydrate according to this invention are also suitable for the preparation of pharmaceutical compositions for preventing beta-cell  
35 degeneration such as e.g. apoptosis or necrosis of pancreatic beta cells. The crystalline complex according to the invention and the crystalline hydrate according to this invention

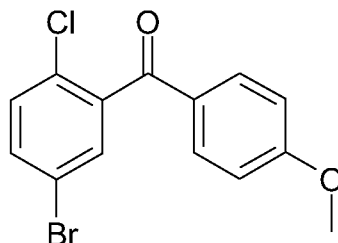
are also suitable for the preparation of pharmaceutical compositions for improving or restoring the functionality of pancreatic cells, and also of increasing the number and size of pancreatic beta cells. The crystalline complex according to the invention and the crystalline hydrate according to this invention may also be used for the preparation of pharmaceutical compositions usefull as diuretics or antihypertensives and suitable for the prevention and treatment of acute renal failure.

In particular, the crystalline complex according to the invention and the crystalline hydrate according to this invention are suitable for the preparation of pharmaceutical compositions for the prevention or treatment of diabetes, particularly type 1 and type 2 diabetes mellitus, and/or diabetic complications.

The dosage required to achieve the corresponding activity for treatment or prevention usually depends on the patient, the nature and gravity of the illness or condition and the method and frequency of administration and is for the patient's doctor to decide.

Expediently, the dosage may be from 1 to 100 mg, preferably 1 to 30 mg, by intravenous route, and 1 to 1000 mg, preferably 1 to 100 mg, by oral route, in each case administered 1 to 4 times a day. For this purpose, the pharmaceutical compositions according to this invention preferably comprise the crystalline complex according to the invention or the crystalline hydrate according to this invention together with one or more inert conventional carriers and/or diluents. Such pharmaceutical compositions may be formulated as conventional galenic preparations such as plain or coated tablets, capsules, powders, suspensions or suppositories.

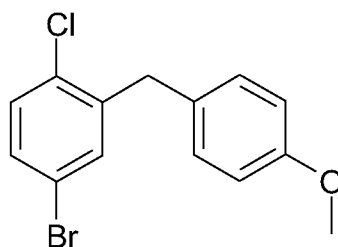
The following example of synthesis serves to illustrate a method of preparing the compound A and its crystalline complex and a crystalline hydrate. It is to be regarded only as a possible method described by way of example, without restricting the invention to its contents.

**Preparation of the starting compounds:**Example I5 (5-bromo-2-chloro-phenyl)-(4-methoxy-phenyl)-methanone

38.3 mL oxalyl chloride and 0.8 mL dimethylformamide are added to a mixture of 100 g of 5-bromo-2-chloro-benzoic acid in 500 mL dichloromethane. The reaction mixture is stirred for 14 h, then filtered and separated from all volatile constituents in the rotary evaporator. The residue is dissolved in 150 mL dichloromethane, the solution is cooled to -5°C, and  
10 46.5 g of anisole are added. Then 51.5 g of aluminum trichloride are added batchwise so that the temperature does not exceed 5°C. The solution is stirred for another 1 h at 1-5°C and then poured onto ice. The organic phase is separated and the aqueous phase is extracted another three times with dichloromethane. The combined organic phases are washed with aqueous 1 M hydrochloric acid, twice with 1 M sodium hydroxide solution and  
15 with brine. Then the organic phase is dried, the solvent is removed and the residue is recrystallised from ethanol.

Yield: 86.3 g (64% of theory)

Mass spectrum (ESI<sup>+</sup>): m/z = 325/327/329 (Br+Cl) [M+H]<sup>+</sup>

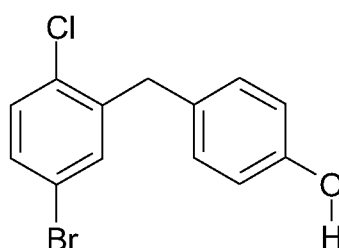
20 Example II4-bromo-1-chloro-2-(4-methoxy-benzyl)-benzene

A solution of 86.2 g (5-bromo-2-chloro-phenyl)-(4-methoxy-phenyl)-methanone and 101.5 mL triethylsilane in 75 mL dichloromethane and 150 mL acetonitrile is cooled to 10°C. Then  
25 with stirring 50.8 mL of boron trifluoride etherate are added so that the temperature does not exceed 20 °C. The solution is stirred for 14 h at ambient temperature, before another 9 mL triethylsilane and 4.4 mL boron trifluoride etherate are added. The solution is stirred for

a further 3 h at 45-50 °C and then cooled to ambient temperature. A solution of 28 g potassium hydroxide in 70 mL water is added and the mixture is stirred for 2 h. Then the organic phase is separated and the aqueous phase is extracted three times with diisopropylether. The combined organic phases are washed twice with 2 M potassium hydroxide solution and once with brine and then dried over sodium sulfate. After the solvent has been eliminated the residue is stirred in ethanol, separated off again and dried at 60°C. Yield: 50.0 g (61% of theory)

Mass spectrum (ESI<sup>+</sup>): m/z = 310/312/314 (Br+Cl) [M+H]<sup>+</sup>

#### 10 Example III



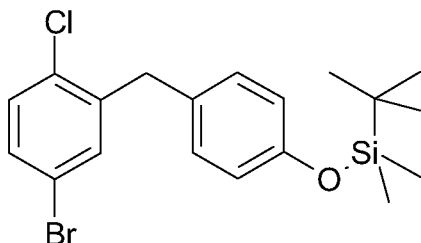
#### 4-(5-bromo-2-chloro-benzyl)-phenol

A solution of 14.8 g 4-bromo-1-chloro-2-(4-methoxy-benzyl)-benzene in 150 mL dichloromethane is cooled in an ice bath. Then 50 mL of a 1 M solution of boron tribromide in dichloromethane are added, and the solution is stirred for 2 h at ambient temperature. The solution is then cooled in an ice bath again, and saturated potassium carbonate solution is added dropwise. At ambient temperature the mixture is adjusted with aqueous 1 M hydrochloric acid to a pH of 1, the organic phase is separated and the aqueous phase is extracted another three times with ethyl acetate. The combined organic phases are dried over sodium sulfate and the solvent is removed completely.

Yield: 13.9 g (98% of theory)

Mass spectrum (ESI<sup>-</sup>): m/z = 295/297/299 (Br+Cl) [M-H]<sup>-</sup>

#### Example IV



#### [4-(5-bromo-2-chloro-benzyl)-phenoxy]-tert-butyl-dimethyl-silane

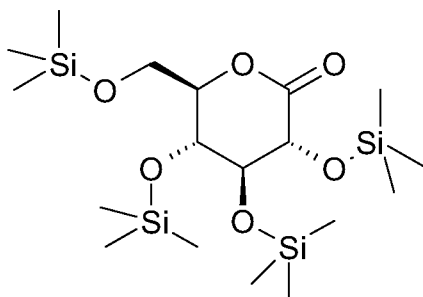
A solution of 13.9 g 4-(5-bromo-2-chloro-benzyl)-phenol in 140 mL dichloromethane is cooled in an ice bath. Then 7.54 g tert-butyldimethylsilylchlorid in 20 mL dichloromethane are added followed by 9.8 mL triethylamine and 0.5 g dimethylaminopyridine. The solution is stirred for 16 h at ambient temperature and then diluted with 100 mL dichloromethane.

- 5 The organic phase is washed twice with aqueous 1 M hydrochloric acid and once with aqueous sodium hydrogen carbonate solution and then dried over sodium sulfate. After the solvent has been removed the residue is filtered through silica gel (cyclohexane/ethyl acetate 100:1).

Yield: 16.8 g (87% of theory)

- 10 Mass spectrum (EI):  $m/z = 410/412/414$  (Br+Cl)  $[M]^+$

#### Example V



#### 2,3,4,6-tetrakis-O-(trimethylsilyl)-D-glucopyranone

- 15 A solution of 20 g D-glucono-1,5-lactone and 98.5 mL N-methylmorpholine in 200 mL of tetrahydrofuran is cooled to -5 °C. Then 85 mL trimethylsilylchloride are added dropwise so that the temperature does not exceed 5 °C. The solution is then stirred for 1 h at ambient temperature, 5 h at 35 °C and again for 14 h at ambient temperature. After the addition of 300 mL toluene the solution is cooled in the ice bath, and 500 mL water are added so that
- 20 the temperature does not exceed 10°C. The organic phase is then separated and washed in each case once with aqueous sodium dihydrogen phosphate solution, water and brine. The solvent is removed and the residue is azeotropically dried with toluene.

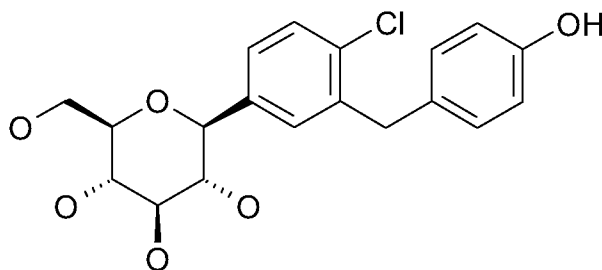
Yield: 52.5 g (approx. 90% pure)

Mass spectrum (ESI<sup>+</sup>):  $m/z = 467$   $[M+H]^+$

25

#### Example VI

20



1-chloro-4-(β-D-glucopyranos-1-yl)-2-(4-hydroxybenzyl)-benzene

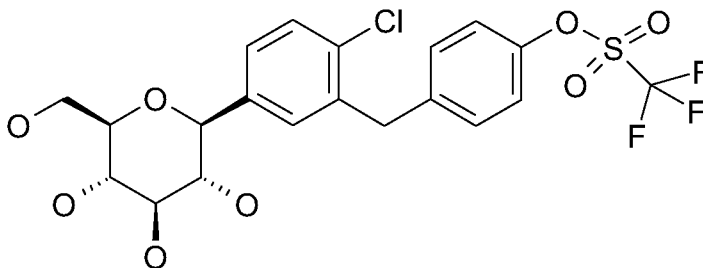
A solution of 4.0 g [4-(5-bromo-2-chloro-benzyl)-phenoxy]-tert-butyl-dimethyl-silane in 42 mL dry diethyl ether is cooled to -80 °C under argon. 11.6 mL of a 1.7 M solution of tert-butyllithium in pentane are slowly added dropwise to the cooled solution, and then the solution is stirred for 30 min at -80 °C. This solution is then added dropwise through a transfer needle, which is cooled with dry ice, to a solution of 4.78 g 2,3,4,6-tetrakis-O-(trimethylsilyl)-D-glucopyranone in 38 mL diethyl ether chilled to -80 °C. The resulting solution is stirred for 3 h at -78 °C. Then a solution of 1.1 mL methanesulfonic acid in 35 mL methanol is added and the solution is stirred for 16 h at ambient temperature. The solution is then neutralized with solid sodium hydrogen carbonate, ethyl acetate is added and the methanol is removed together with the ether. Aqueous sodium hydrogen carbonate solution is added to the remaining solution that is extracted then four times with ethyl acetate. The organic phases are dried over sodium sulfate and evaporated down. The residue is dissolved in 30 mL acetonitrile and 30 mL dichloromethane and the solution is cooled to -10 °C. After the addition of 4.4 mL triethylsilane 2.6 mL boron trifluoride etherate are added dropwise so that the temperature does not exceed -5 °C. After the addition the solution is stirred for another 5 h at -5 to -10 °C and then quenched by the addition of aqueous sodium hydrogen carbonate solution. The organic phase is separated off and the aqueous phase is extracted four times with ethyl acetate. The combined organic phase are dried over sodium sulfate, the solvent is removed and the residue is purified using silica gel. The product then obtained is an approx. 6:1 mixture of β/α which can be converted into the pure β-anomer by global acetylation of the hydroxy groups with acetic anhydride and pyridine in dichloromethane and recrystallizing the product from ethanol. The product thus obtained is converted into the title compound by reacting in methanol with 4 M potassium hydroxide solution.

Yield: 1.6 g (46% of theory)

Mass spectrum (ESI<sup>+</sup>): m/z = 398/400 (Cl) [M+H]<sup>+</sup>

30 Example VII

21



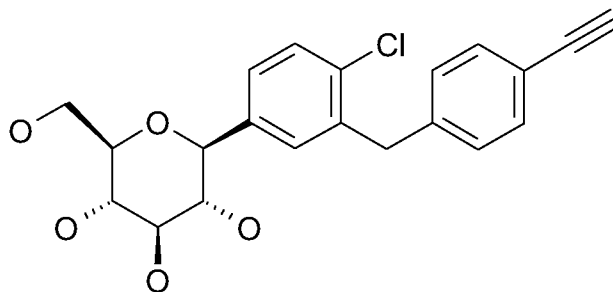
1-chloro-4-(β-D-glucopyranos-1-yl)-2-[4-(trifluoromethylsulphonyloxy)-benzyl]-benzene

10 mg 4-dimethylaminopyridine are added to a solution of 0.38 g 1-chloro-4-(β-D-glucopyranos-1-yl)-2-(4-hydroxybenzyl)-benzene, 0.21 mL triethylamine and 0.39 g N,N-bis-(trifluoromethanesulfonyl)-aniline in 10 mL dry dichloromethane. The solution is stirred for 4 h at ambient temperature and then combined with brine. The resultant solution is extracted with ethyl acetate, the organic extracts are dried over sodium sulfate, and the solvent is removed. The residue is chromatographed through silica gel (dichloromethane/methanol 1:0-→4:1).

10 Yield: 0.33 g (64% of theory )

Mass spectrum (ESI<sup>+</sup>): m/z = 530/532 (Cl) [M+NH<sub>4</sub>]<sup>+</sup>

**Preparation of the compound A:**



1-chloro-4-(β-D-glucopyranos-1-yl)-2-(4-ethynylbenzyl)-benzene

25 mg of copper iodide, 44 mg of bis-(triphenylphosphine)-palladium dichloride, 0.30 mL triethylamine and finally 0.14 mL of trimethylsilylacetylene are added under argon to a solution of 0.32 g 1-chloro-4-(β-D-glucopyranos-1-yl)-2-[4-(trifluoromethylsulphonyloxy)-benzyl]-benzene in 3 mL of dimethylformamide. The flask is tightly sealed and stirred for 8 h at 90 °C. Then another 25 mg of bis-(triphenylphosphine)-palladium dichloride and 0.1 mL trimethylsilylacetylene are added, and the solution is stirred for a further 10 h at 90°C. Then aqueous sodium hydrogen carbonate solution is added, the resultant mixture is extracted three times with ethyl acetate, and the combined organic phases are dried over sodium sulfate. After the solvent has been eliminated the residue is dissolved in 5 mL of methanol and combined with 0.12 g potassium carbonate. The mixture is stirred for 1 h at ambient temperature and then neutralized with 1 M hydrochloric acid. Then the methanol is

evaporated off, the residue is combined with brine and extracted with ethyl acetate. The organic extracts collected are dried over sodium sulfate, and the solvent is removed. The residue is chromatographed through silica gel (dichloromethane/methanol 1:0->5:1).

Yield: 0.095 g (40% of theory )

5 Mass spectrum (ESI<sup>+</sup>): m/z = 406/408 (Cl) [M+NH<sub>4</sub>]<sup>+</sup>

**Preparation of the crystalline complex (1 : 1) with proline:**

156 mg 1-chloro-4-(β-D-glucopyranos-1-yl)-2-(4-ethynyl-benzyl)-benzene (obtained as described above) and 46 mg L-proline are dissolved in 0.72 mL water/ethanol mixture (1:30  
10 volume ratio) upon heating to about 60 °C. The solution is allowed to cool to about 20 °C within 4 to 5 h. After about 16 h the crystalline complex is isolated as white crystals by filtration. If necessary the crystallisation may be initiated by scratching with a glass rod or metal spatula for example or by inoculating with seed crystals. Residual solvent is removed by storing the crystals at elevated temperature (50 to 60 °C) for about 4 h to yield 119 mg of  
15 the crystalline 1:1 complex between L-proline and 1-chloro-4-(β-D-glucopyranos-1-yl)-2-(4-ethynyl-benzyl)-benzene.

The obtained crystalline complex is characterized by a X-ray powder diffraction pattern as contained in Table 1 and as depicted in Fig. 1. Furthermore the resulting crystalline complex  
20 is characterized by a melting point of 197 °C ± 3 °C.

**Preparation of the crystalline hydrate:**

Variant 1:

200 mg 1-chloro-4-(β-D-glucopyranos-1-yl)-2-(4-ethynyl-benzyl)-benzene (obtained as  
25 described above) are dissolved in 10 ml water with heating to about 60 °C. The resultant solution is allowed to cool to about 20°C and stored for about 18 h. If necessary crystallisation may be initiated by scratching with a glass rod or metal spatula for example or by inoculating using seed crystals. The crystals are isolated by methods well-known.

30 Variant 2:

200 mg 1-chloro-4-(β-D-glucopyranos-1-yl)-2-(4-ethynyl-benzyl)-benzene (obtained as described above) are dissolved in 2 mL ethanol and the resulting solution is added dropwise with stirring to 10 mL water at about 20°C. After the addition of a seed crystal (obtained as described above) the resulting solution is stored at about 20°C. Crystallisation may also be  
35 initiated by scratching with a glass rod or metal spatula for example. After 16 h the

crystalline precipitate is isolated by filtration. Residual solvent is removed by storing the crystals at slightly elevated temperature (40 to 50 °C) in vacuo for about 4 h.

The obtained crystalline hydrate is characterized by a X-ray powder diffraction pattern as  
5 contained in Table 2 and as depicted in Fig. 3. Furthermore the resulting crystalline complex  
is characterized by a melting point of  $69\text{ °C} \pm 3\text{ °C}$ .

**Patent Claims**

1. Crystalline complex between 1-chloro-4-( $\beta$ -D-glucopyranos-1-yl)-2-(4-ethynyl-benzyl)-benzene and one or more natural amino acids.  
5
2. Crystalline complex according to claim 1 characterized in that the natural amino acid is proline.
3. Crystalline complex according to claim 1 characterized in that it is a complex of 1-  
10 chloro-4-( $\beta$ -D-glucopyranos-1-yl)-2-(4-ethynyl-benzyl)-benzene and proline with a molar ratio of about 1 : 1.
4. Crystalline complex according to claim 2 or 3 characterized by an X-ray powder diffraction pattern that comprises peaks at 16.75, 17.55 and 18.91 degrees  $2\Theta$  ( $\pm 0.05$   
15 degrees  $2\Theta$ ), wherein said X-ray powder diffraction pattern is made using  $\text{CuK}\alpha_1$  radiation.
5. Crystalline complex according to claim 4 wherein the X-ray powder diffraction pattern further comprises peaks at 5.07 and 21.62 degrees  $2\Theta$  ( $\pm 0.05$  degrees  $2\Theta$ ), wherein said X-ray powder diffraction pattern is made using  $\text{CuK}\alpha_1$  radiation.  
20
6. Crystalline complex according to claim 4 or 5 wherein the X-ray powder diffraction pattern further comprises peaks at 7.28, 20.34 and 28.75 degrees  $2\Theta$  ( $\pm 0.05$  degrees  $2\Theta$ ), wherein said X-ray powder diffraction pattern is made using  $\text{CuK}\alpha_1$  radiation.
- 25 7. Complex between 1-chloro-4-( $\beta$ -D-glucopyranos-1-yl)-2-(4-ethynyl-benzyl)-benzene and proline wherein at least 50% of said complex is present as crystalline complex in accordance with claim 4, 5 or 6.
8. A pharmaceutical composition comprising one or more crystalline complexes in  
30 accordance with one or more of the claims 1 to 7.
9. Crystalline hydrate of 1-chloro-4-( $\beta$ -D-glucopyranos-1-yl)-2-(4-ethynyl-benzyl)-benzene.

10. Crystalline hydrate according to claim 9 characterized by a content of water in the range from about 1 to 2 mol per mol of 1-chloro-4-( $\beta$ -D-glucopyranos-1-yl)-2-(4-ethynyl-benzyl)-benzene.
- 5 11. Crystalline hydrate according to claim 9 or 10 having an X-ray powder diffraction pattern that comprises peaks at 17.16, 18.53 and 22.94 degrees  $2\Theta$  ( $\pm 0.05$  degrees  $2\Theta$ ), wherein said X-ray powder diffraction pattern is made using  $\text{CuK}\alpha_1$  radiation.
12. Crystalline hydrate according to claim 11 wherein the X-ray powder diffraction  
10 pattern further comprises peaks at 4.53 and 13.11 degrees  $2\Theta$  ( $\pm 0.05$  degrees  $2\Theta$ ), wherein said X-ray powder diffraction pattern is made using  $\text{CuK}\alpha_1$  radiation.
13. The crystalline hydrate according to claim 12, wherein the X-ray powder diffraction pattern further comprises peaks at 19.10 and 21.64 degrees  $2\Theta$  ( $\pm 0.05$  degrees  $2\Theta$ ),  
15 wherein said X-ray powder diffraction pattern is made using  $\text{CuK}\alpha_1$  radiation.
14. 1-chloro-4-( $\beta$ -D-glucopyranos-1-yl)-2-(4-ethynyl-benzyl)-benzene wherein at least 50% of said substance is present in the form of a crystalline hydrate in accordance with one or more of the claims 9 to 13.
- 20
15. A pharmaceutical composition comprising one or more crystalline hydrates according to one or more of the claims 9 to 13.
16. Use of one or more crystalline complexes in accordance with one or more of the  
25 claims 1 to 7 or of one or more crystalline hydrates in accordance with one or more of the claims 9 to 13 for preparing a pharmaceutical composition which is suitable for the treatment or prevention of diseases or conditions which can be influenced by inhibiting the sodium-dependent glucose cotransporter SGLT.
- 30 17. Use of one or more crystalline complexes in accordance with one or more of the claims 1 to 7 or of one or more crystalline hydrates in accordance with one or more of the claims 9 to 13 for preparing a pharmaceutical composition which is suitable for the treatment or prevention of metabolic disorders, in particular of a metabolic disorder selected from the group consisting of type 1 and type 2 diabetes mellitus, complications of diabetes,  
35 metabolic acidosis or ketosis, reactive hypoglycaemia, hyperinsulinaemia, glucose

metabolic disorder, insulin resistance, metabolic syndrome, dyslipidaemias of different origins, atherosclerosis and related diseases, obesity, high blood pressure, chronic heart failure, oedema and hyperuricaemia.

- 5 18. Use of one or more crystalline complexes in accordance with one or more of the claims 1 to 7 or of one or more crystalline hydrates in accordance with one or more of the claims 9 to 13 for preparing a pharmaceutical composition for inhibiting the sodium-dependent glucose cotransporter SGLT2.
- 10 19. Use of one or more crystalline complexes in accordance with one or more of the claims 1 to 7 or of one or more crystalline hydrates in accordance with one or more of the claims 9 to 13 for preparing a pharmaceutical composition for preventing the degeneration of pancreatic beta cells and/or for improving and/or restoring the functionality of pancreatic beta cells.
- 15 20. A method for making the crystalline complex in accordance with one or more of the claims 1 to 7, said method comprising the following steps:
- (a) preparing a solution of 1-chloro-4-( $\beta$ -D-glucopyranos-1-yl)-2-(4-ethynyl-benzyl)-benzene and the one or more natural amino acids in a solvent or a mixture of solvents;
  - 20 (b) storing the solution to precipitate the crystalline complex out of solution;
  - (c) removing the precipitate from the solution; and
  - (d) drying the precipitate optionally until any excess of said solvent or mixture of solvents has been removed.
- 25 21. A method for making the crystalline hydrate in accordance with one or more of the claims 9 to 13, said method comprising the following steps:
- (a) dissolving 1-chloro-4-( $\beta$ -D-glucopyranos-1-yl)-2-(4-ethynyl-benzyl)-benzene in a solvent or a mixture of solvents to form a solution, with the proviso that the starting material of 1-chloro-4-( $\beta$ -D-glucopyranos-1-yl)-2-(4-ethynyl-benzyl)-benzene and/or said solvent or
  - 30 mixture of solvents contain an amount of H<sub>2</sub>O which is at least the quantity required to form a hydrate;
  - (b) storing the solution to precipitate the crystalline hydrate out of solution;
  - (c) removing the precipitate from the solution; and
  - (d) drying the precipitate optionally until any excess of said solvent or mixture of solvents
  - 35 has been removed.

1 / 2

Figure 1: X-ray powder diffraction pattern of the crystalline complex of the compound A with proline (1:1)

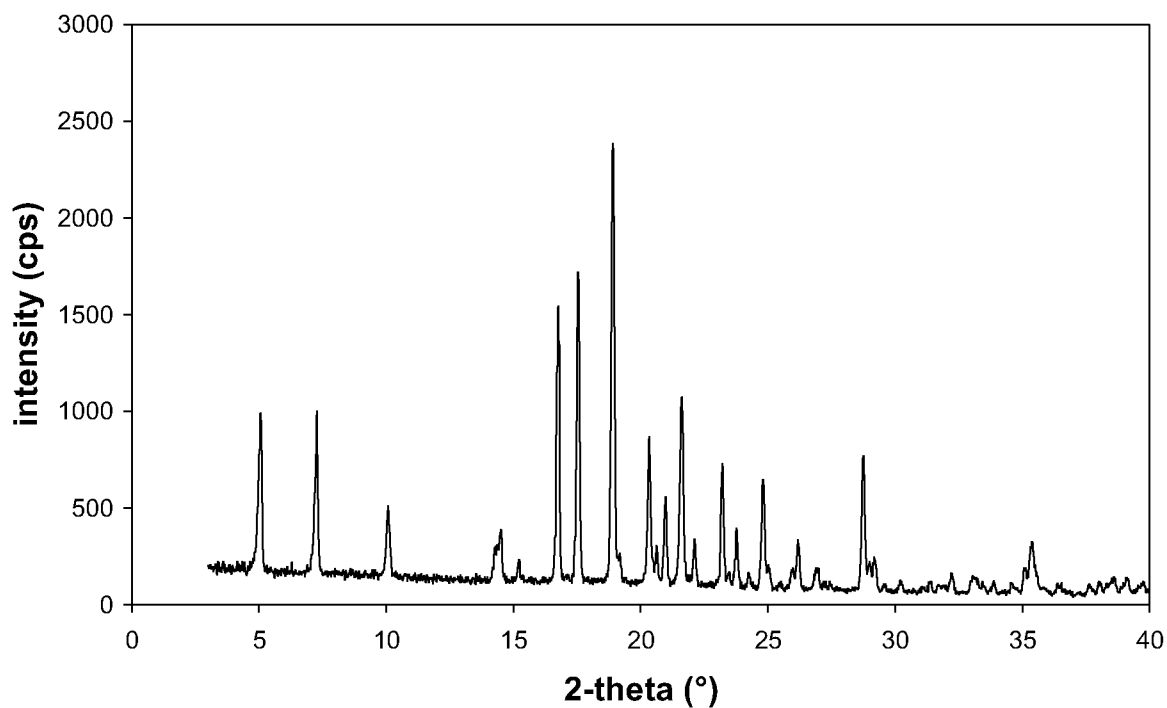


Figure 2: DSC diagram of the crystalline complex of the compound A with proline (1:1)

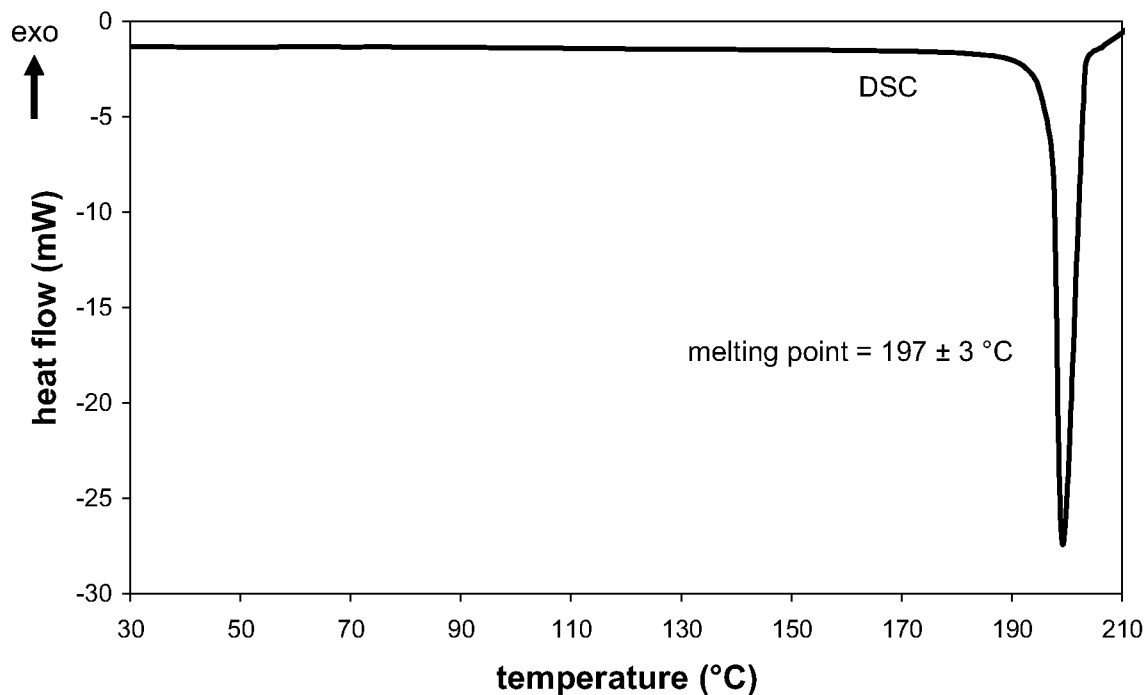


Figure 3: X-ray powder diffraction pattern of the crystalline hydrate of compound A

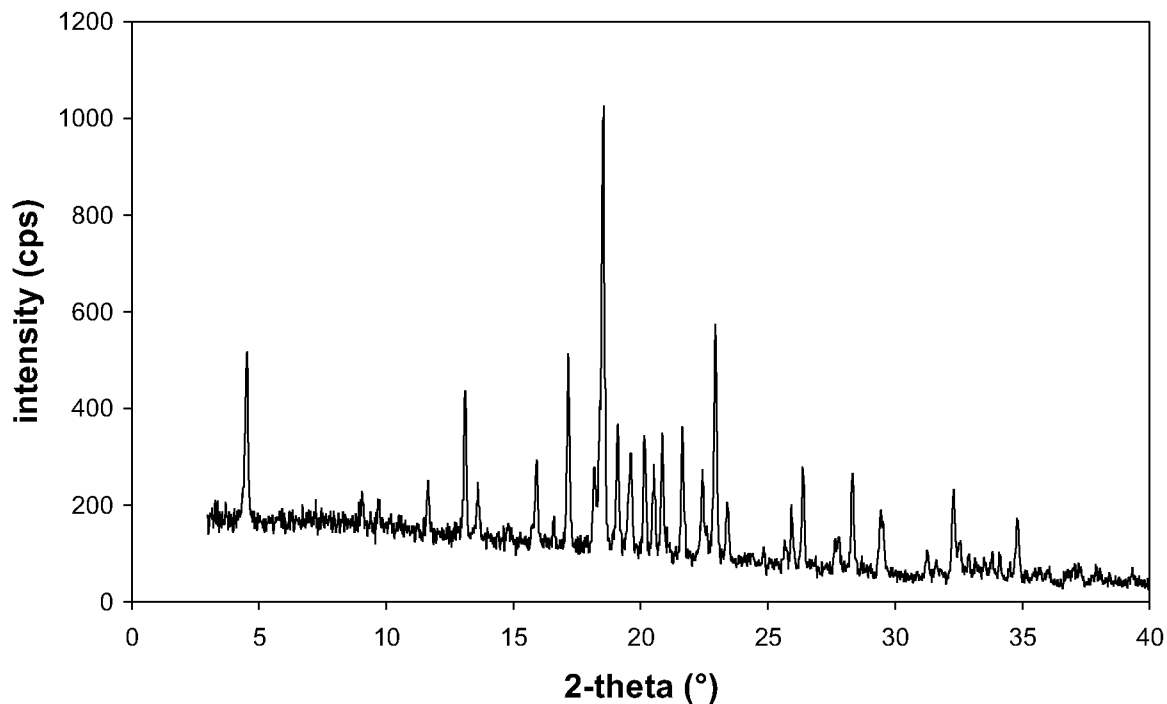
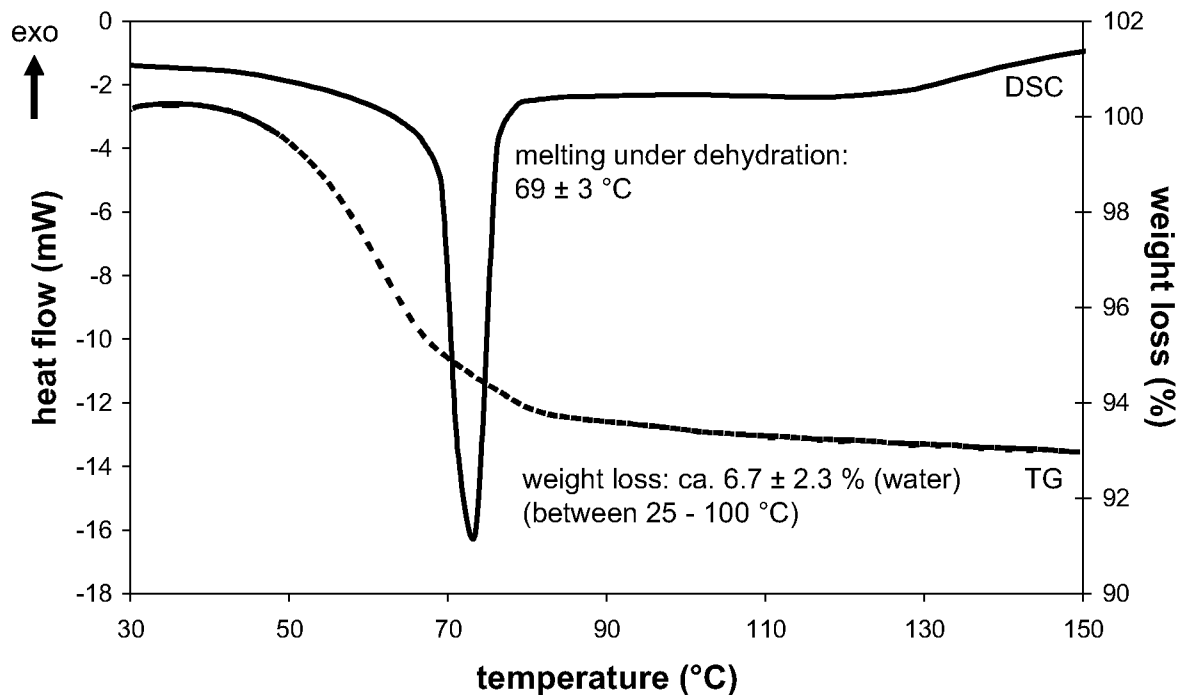


Figure 4: DSC and TG diagram of the crystalline hydrate of compound A



**INTERNATIONAL SEARCH REPORT**

International application No  
PCT/EP2006/066107

<b>A. CLASSIFICATION OF SUBJECT MATTER</b>		
INV. C07D309/10	C07H7/00	A61P3/10      A61K31/351
According to International Patent Classification (IPC) or to both national classification and IPC		
<b>B. FIELDS SEARCHED</b>		
Minimum documentation searched (classification system followed by classification symbols) C07D C07H A61P A61K		
Documentation searched other than minimum documentation to the extent that such documents are included in the fields searched		
Electronic data base consulted during the international search (name of data base and, where practical, search terms used) EPO-Internal, CHEM ABS Data, BEILSTEIN Data		
<b>C. DOCUMENTS CONSIDERED TO BE RELEVANT</b>		
Category*	Citation of document, with indication, where appropriate, of the relevant passages	Relevant to claim No.
X	WO 02/083066 A2 (SQUIBB BRISTOL MYERS CO [US]; GOUGOUTAS JACK Z [US]) 24 October 2002 (2002-10-24) page 1, lines 6-12; claim 1	1-21
A	US 2003/114390 A1 (WASHBURN WILLIAM N [US] ET AL) 19 June 2003 (2003-06-19) paragraph [0001] examples 1-14,16-45,59-80 claim 1	1-21
P,X	WO 2005/092877 A1 (BOEHRINGER INGELHEIM INT [DE]; BOEHRINGER INGELHEIM PHARMA [DE]; HIMME) 6 October 2005 (2005-10-06) cited in the application page 2, lines 2-13 page 41, lines 5-8 examples 12,14	1-21
<input type="checkbox"/> Further documents are listed in the continuation of Box C. <input checked="" type="checkbox"/> See patent family annex.		
* Special categories of cited documents :		
"A" document defining the general state of the art which is not considered to be of particular relevance "E" earlier document but published on or after the international filing date "L" document which may throw doubts on priority claim(s) or which is cited to establish the publication date of another citation or other special reason (as specified) "O" document referring to an oral disclosure, use, exhibition or other means "P" document published prior to the international filing date but later than the priority date claimed		"T" later document published after the international filing date or priority date and not in conflict with the application but cited to understand the principle or theory underlying the invention "X" document of particular relevance; the claimed invention cannot be considered novel or cannot be considered to involve an inventive step when the document is taken alone "Y" document of particular relevance; the claimed invention cannot be considered to involve an inventive step when the document is combined with one or more other such documents, such combination being obvious to a person skilled in the art. "&" document member of the same patent family
Date of the actual completion of the international search		Date of mailing of the international search report
12 December 2006		11/01/2007
Name and mailing address of the ISA/ European Patent Office, P.B. 5818 Patentlaan 2 NL - 2280 HV Rijswijk Tel. (+31-70) 340-2040, Tx. 31 651 epo nl, Fax: (+31-70) 340-3016		Authorized officer  MATES VALDIVIELSO, J

# INTERNATIONAL SEARCH REPORT

Information on patent family members

International application No PCT/EP2006/066107
---

Patent document cited in search report	Publication date	Publication date	Patent family member(s)	Publication date
WO 02083066	A2	24-10-2002	AT 318272 T	15-03-2006
			CA 2444481 A1	24-10-2002
			DE 60209343 T2	26-10-2006
			DK 1385856 T3	15-05-2006
			EP 1385856 A2	04-02-2004
			ES 2258141 T3	16-08-2006
			JP 2004536047 T	02-12-2004
US 2003114390	A1	19-06-2003	NONE	
WO 2005092877	A1	06-10-2005	AR 048041 A1	22-03-2006
			AU 2005225511 A1	06-10-2005
			CA 2557801 A1	06-10-2005