



US00D719132S

(12) **United States Design Patent**  
**Toelle et al.**

(10) **Patent No.:** **US D719,132 S**

(45) **Date of Patent:** **\*\* Dec. 9, 2014**

(54) **HEADPHONE ASSEMBLY**

(71) Applicant: **Google Inc.**, Mountain View, CA (US)

(72) Inventors: **Haley Toelle**, San Francisco, CA (US);  
**Jianchun Dong**, Palo Alto, CA (US);  
**Eliot Kim**, Cupertino, CA (US);  
**Michael Kai Morishita**, Belmont, CA (US)

(73) Assignee: **Google Inc.**, Mountain View, CA (US)

(\*\*) Term: **14 Years**

(21) Appl. No.: **29/459,038**

(22) Filed: **Jun. 25, 2013**

(51) **LOC (10) Cl.** ..... **14-01**

(52) **U.S. Cl.**  
USPC ..... **D14/205**

(58) **Field of Classification Search**

CPC ..... G02B 27/01; H04M 1/05  
USPC ..... D14/205, 223, 372; 181/129, 130, 135;  
379/430, 431; 381/380, 381, 376, 382;  
455/90.3, 575.1; D16/300; 345/7, 8;  
359/630

See application file for complete search history.

(56) **References Cited**

U.S. PATENT DOCUMENTS

3,789,164	A *	1/1974	Ryder	.....	381/382
5,606,743	A *	2/1997	Vogt et al.	.....	455/347
5,880,773	A *	3/1999	Suzuki	.....	348/115
6,122,369	A *	9/2000	Hwang et al.	.....	379/420.04
D436,960	S	1/2001	Budd et al.		
D470,833	S *	2/2003	Rath et al.	.....	D14/205
6,690,807	B1 *	2/2004	Meyer	.....	381/327
6,729,726	B2	5/2004	Miller et al.		
6,950,531	B2 *	9/2005	Rickards	.....	381/381

(Continued)

FOREIGN PATENT DOCUMENTS

CN	2449439	Y	9/2001
WO	2011077160	A1	6/2011

Primary Examiner — Paula Greene

(74) *Attorney, Agent, or Firm* — Lerner, David, Littenberg, Krumholz & Mentlik, LLP

(57) **CLAIM**

The ornamental design for a headphone assembly, as shown and described.

**DESCRIPTION**

FIG. 1 is a front perspective view of a headphone assembly according to our design shown in a first configuration thereof; FIG. 2 is a front elevation view thereof; FIG. 3 is a back elevation view thereof; FIG. 4 is a right side elevation view thereof; FIG. 5 is a left side elevation view thereof; FIG. 6 is a top elevation view thereof; FIG. 7 is a bottom elevation view thereof; FIG. 8 is a rear perspective view of the headphone assembly of FIG. 1, shown in a second configuration thereof; FIG. 9 is a front elevation view thereof; FIG. 10 is a back elevation view thereof; FIG. 11 is a right side elevation view thereof; FIG. 12 is a left side elevation view thereof; FIG. 13 is a top elevation view thereof; and, FIG. 14 is a bottom elevation view thereof.

Broken lines are environmental only and form no part of the claimed design.

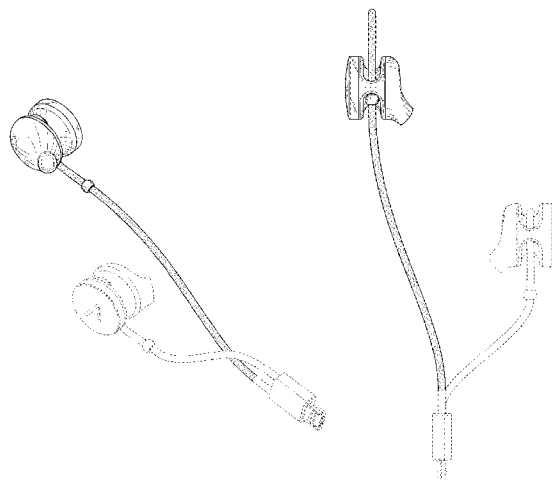
Dash-dot lines adjacent un-shaded areas represent bounds of the claimed design and form no part of the claimed design themselves.

Diagonal shading is used to indicate a polished or reflective material or surface treatment.

Stipple-fill areas are used to represent features that can have a fabric surface, including a material of woven or braided fibers.

The pairs of closely adjacent, spaced jagged broken lines in the drawings form no part of the claimed design and the portions between such pairs of jagged broken lines are broken away to disclose indeterminate length. Portions of the design that may be visible between the jagged lines have been removed for clarity.

**1 Claim, 14 Drawing Sheets**



(56)

**References Cited**

U.S. PATENT DOCUMENTS

6,975,644	B2 *	12/2005	Tordera et al. ....	370/463	D663,715	S *	7/2012	Glezerman et al. ....	D14/205
D521,493	S *	5/2006	Wai .....	D14/205	D678,242	S *	3/2013	Von Euler .....	D14/205
D569,841	S *	5/2008	Chung et al. ....	D14/205	D685,761	S	7/2013	Fletcher et al.	
7,461,936	B2 *	12/2008	Jannard .....	351/158	D687,410	S *	8/2013	Fletcher et al. ....	D14/205
D584,284	S *	1/2009	Carr et al. ....	D14/206	D697,962	S *	1/2014	Olsson .....	D16/300
D591,264	S *	4/2009	Hong et al. ....	D14/205	D700,167	S *	2/2014	Hardi .....	D14/205
D602,064	S	10/2009	Mitsui et al.		D703,634	S *	4/2014	Han .....	D14/205
7,930,007	B2 *	4/2011	Andreasson .....	455/575.2	2004/0204177	A1 *	10/2004	Pon .....	455/573
D643,414	S *	8/2011	Lee et al. ....	D14/223	2006/0203998	A1 *	9/2006	Ben-Arie .....	379/430
D652,817	S *	1/2012	Lee et al. ....	D14/205	2007/0064967	A1 *	3/2007	Feeley et al. ....	381/330
8,174,569	B2 *	5/2012	Tanijiri et al. ....	348/115	2007/0201000	A1 *	8/2007	Jackson et al. ....	351/158
D662,079	S *	6/2012	Fahrendorff et al. ....	D14/205	2010/0045928	A1 *	2/2010	Levy .....	351/158
					2011/0255723	A1	10/2011	Obradovic et al.	
					2013/0127980	A1	5/2013	Haddick et al.	

\* cited by examiner

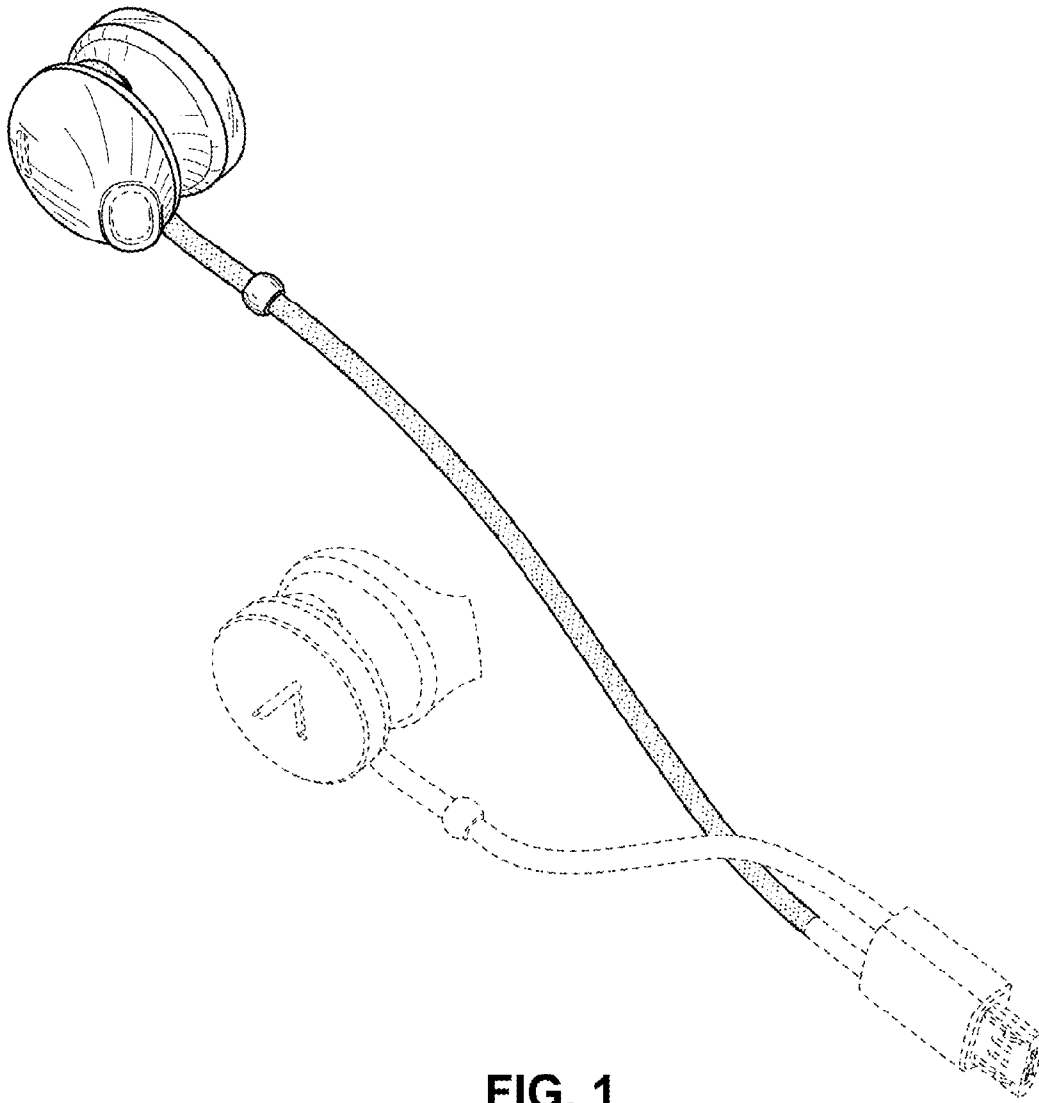


FIG. 1

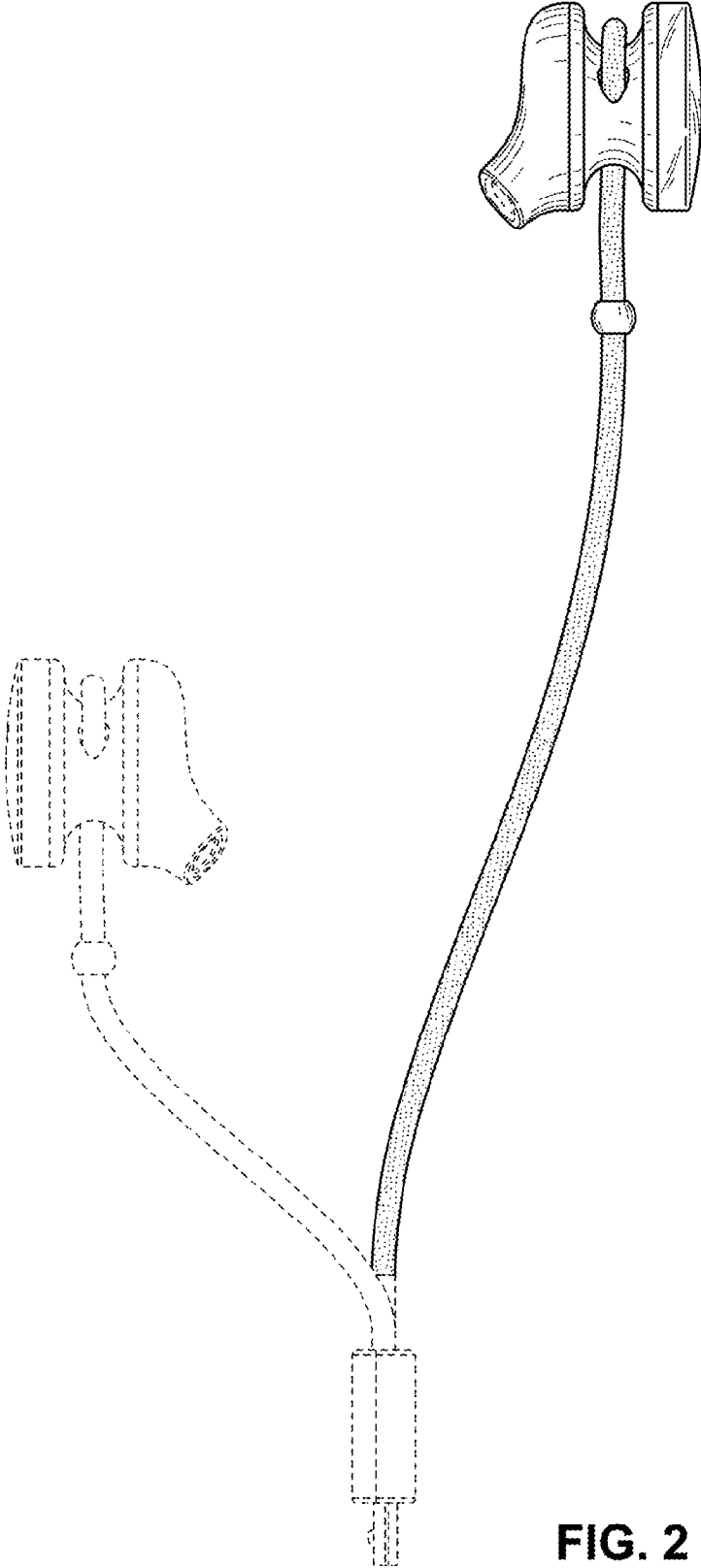


FIG. 2

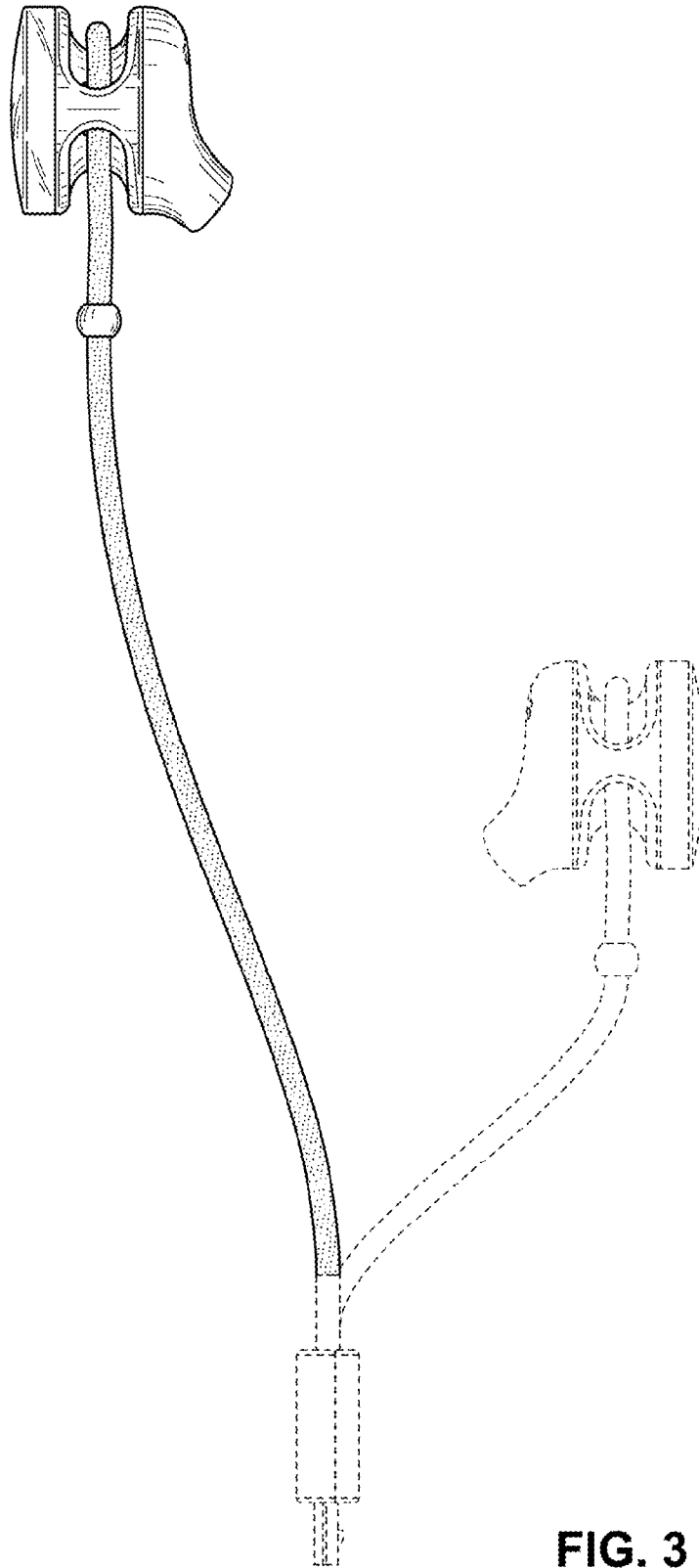


FIG. 3

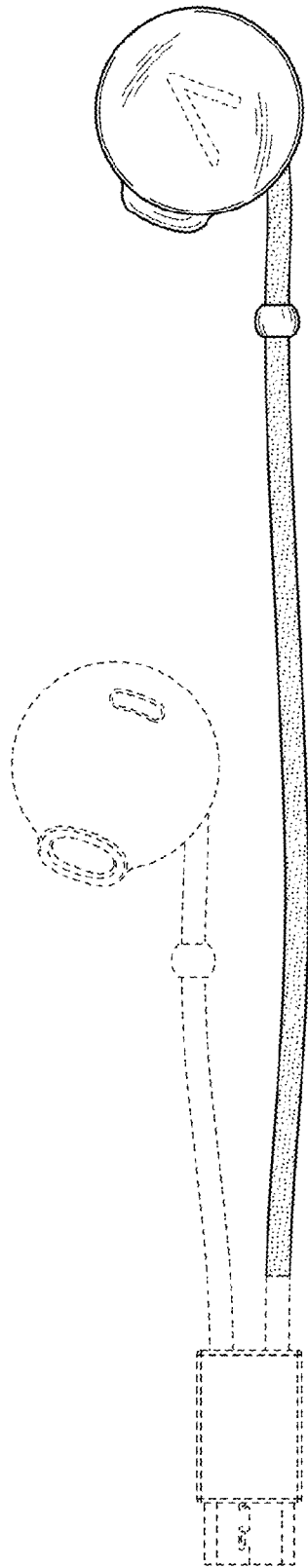


FIG. 4

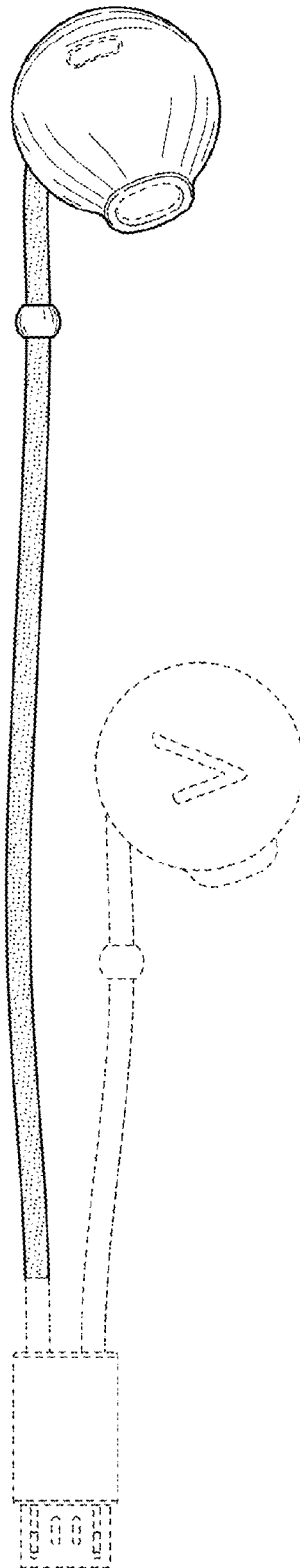


FIG. 5

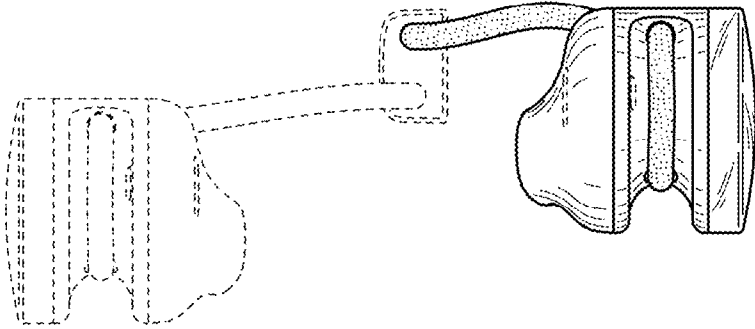


FIG. 6



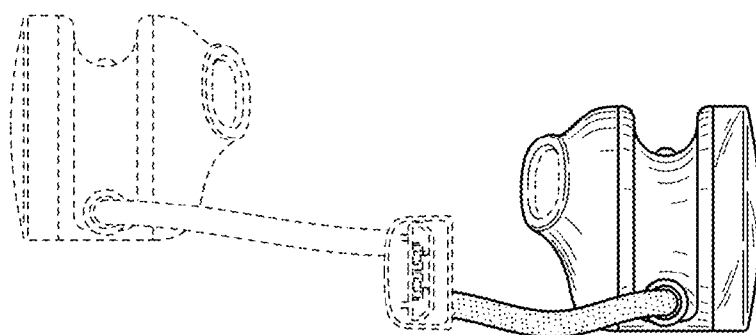


FIG. 7

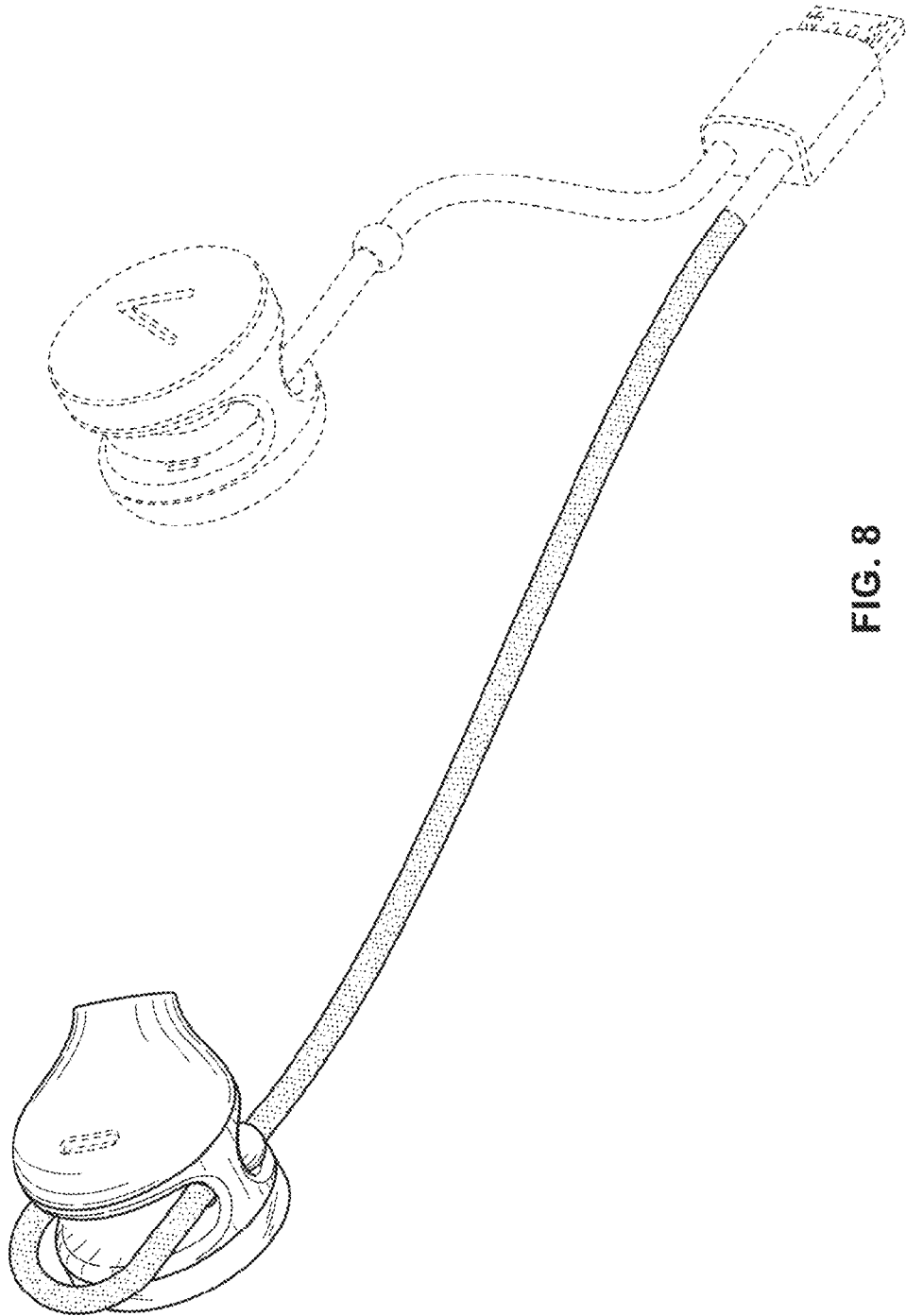


FIG. 8

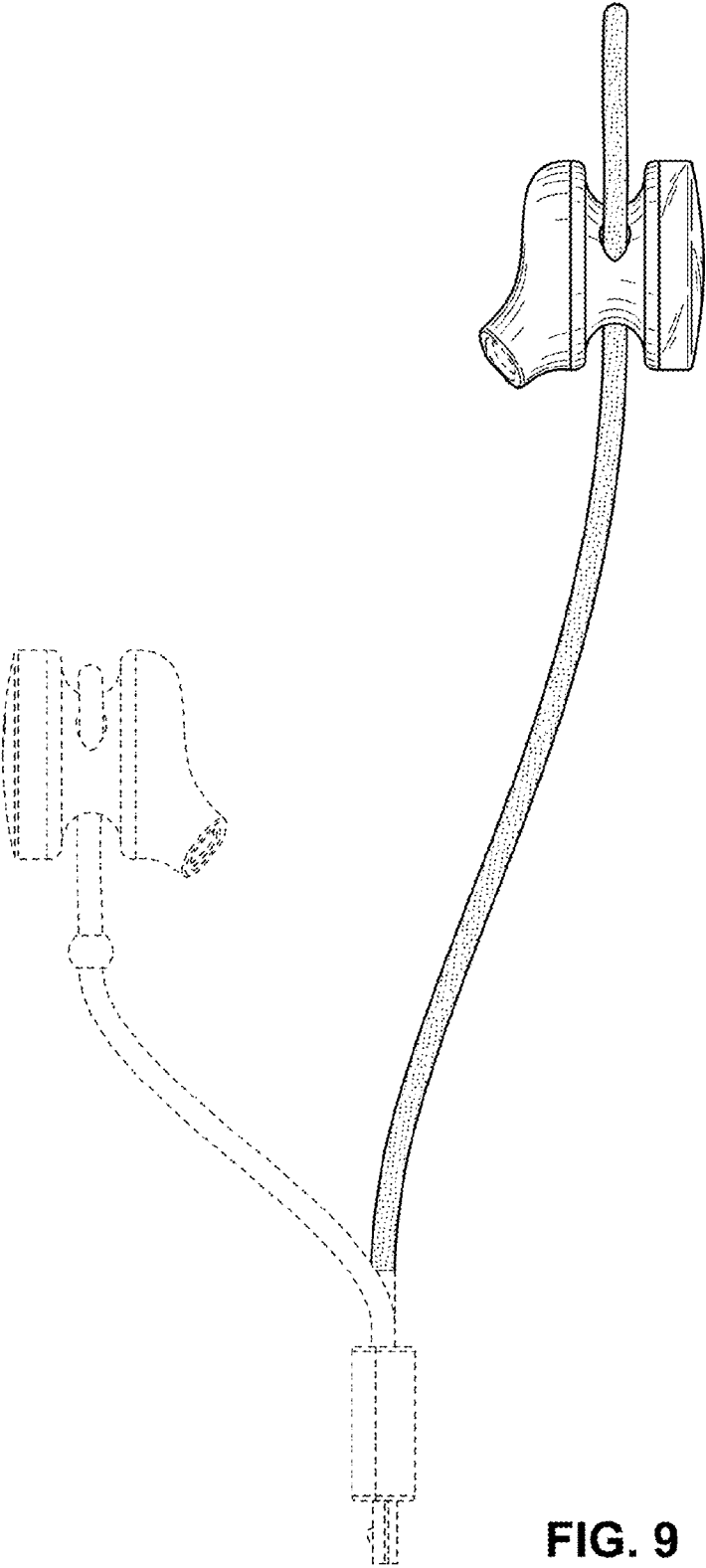


FIG. 9

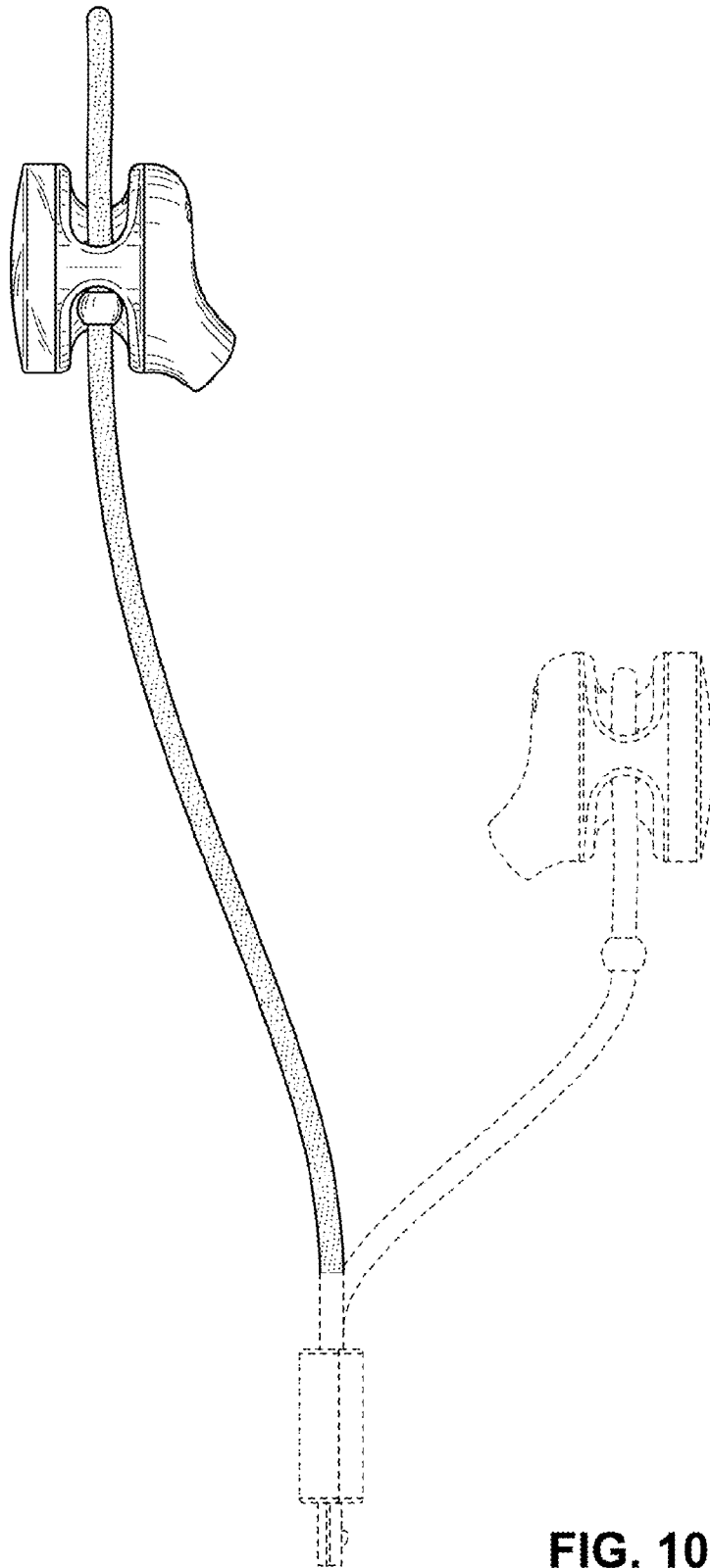


FIG. 10

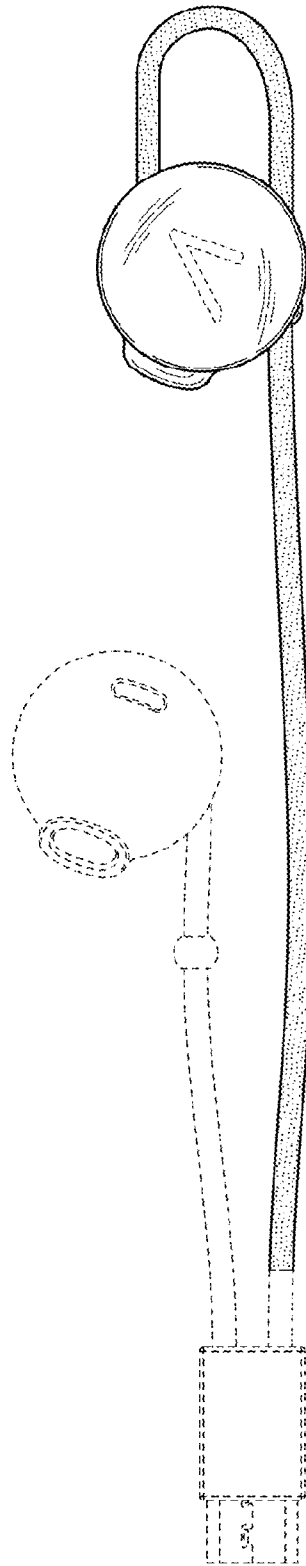


FIG. 11

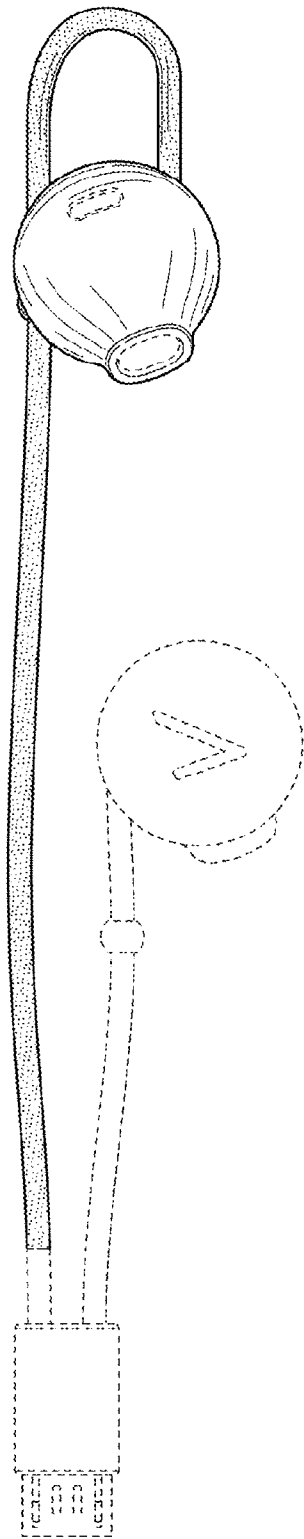


FIG. 12

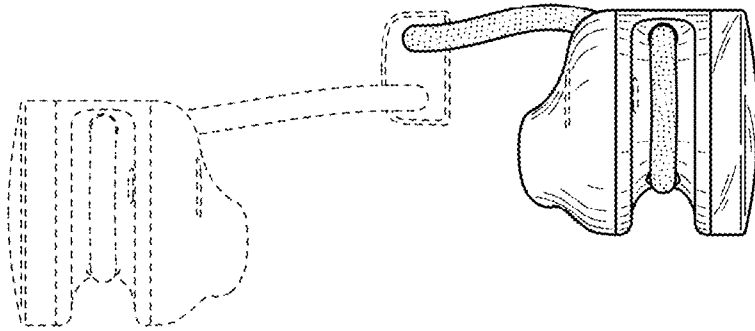


FIG. 13

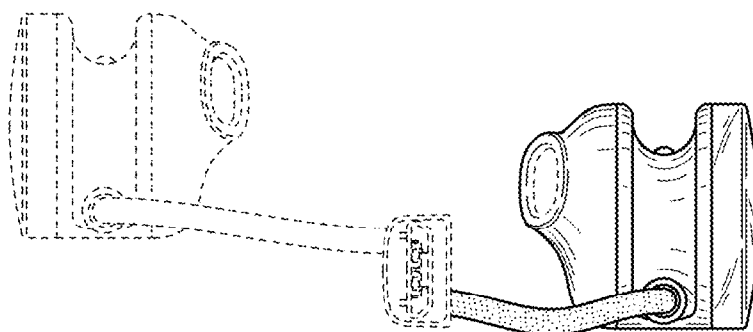


FIG. 14