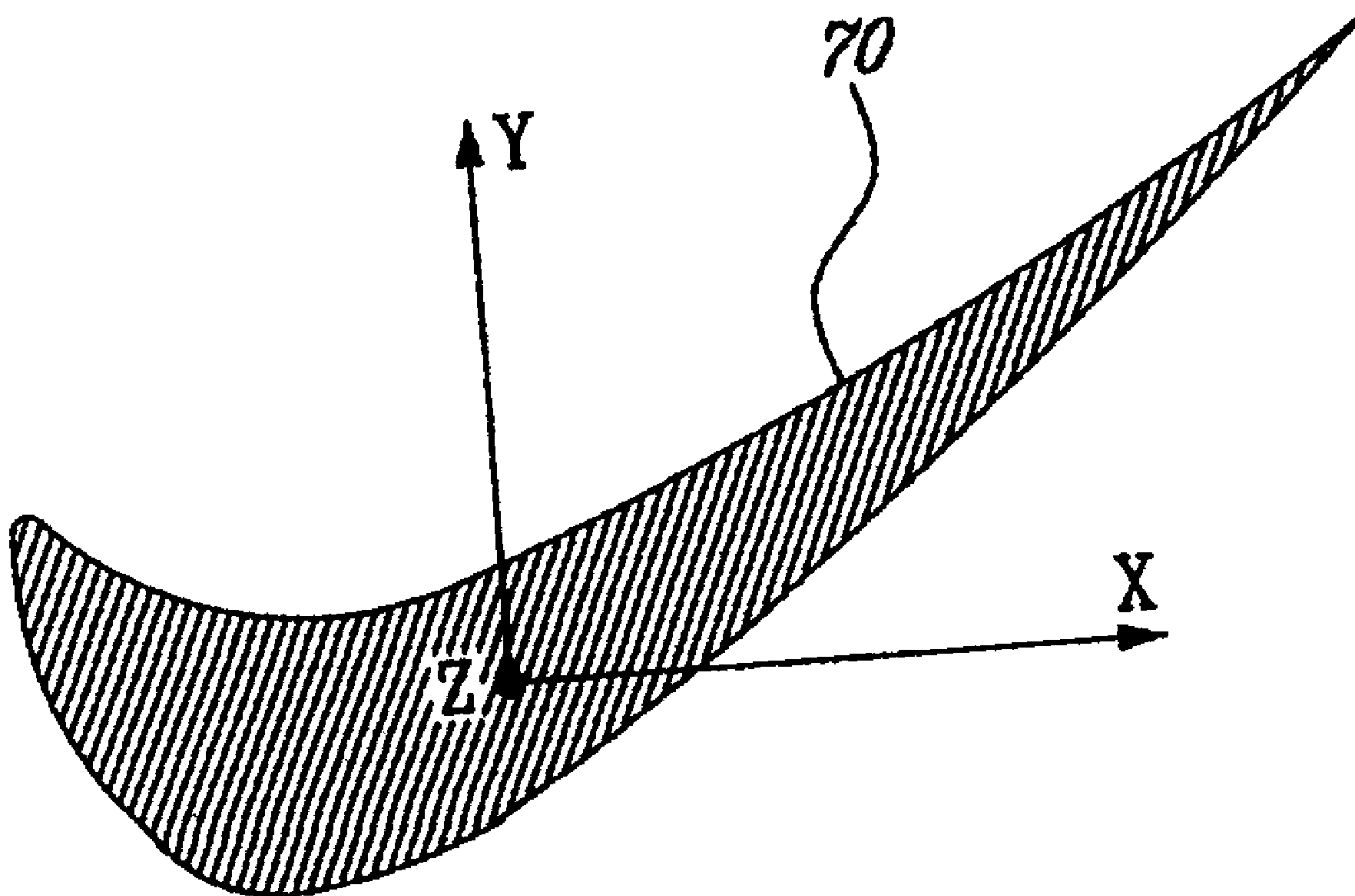




(22) Date de dépôt/Filing Date: 2007/03/02  
 (41) Mise à la disp. pub./Open to Public Insp.: 2007/09/02  
 (45) Date de délivrance/Issue Date: 2014/10/14  
 (30) Priorité/Priority: 2006/03/02 (US11/366,015)

(51) Cl.Int./Int.Cl. *F01D 5/14* (2006.01)  
 (72) Inventeurs/Inventors:  
 GIRGIS, SAMI, CA;  
 RAVANIS, CONSTANTINOS, CA  
 (73) Propriétaire/Owner:  
 PRATT & WHITNEY CANADA CORP., CA  
 (74) Agent: NORTON ROSE FULBRIGHT CANADA  
 LLP/S.E.N.C.R.L., S.R.L.

(54) Titre : PROFIL AERODYNAMIQUE D'AUBES MOBILES DE TURBINE HP  
 (54) Title: HP TURBINE BLADE AIRFOIL PROFILE



(57) **Abrégé/Abstract:**

A single stage high pressure turbine blade includes an airfoil having a profile substantially in accordance with at least an intermediate portion of the Cartesian coordinate values of X, Y and Z set forth in Table 2. The X and Y values are distances, which when smoothly connected by an appropriate continuing curve, define airfoil profile sections at each distance Z. The profile sections at each distance Z are joined smoothly to one another to form a complete airfoil shape. The profile shape provides optimized work for small diameter single stage high pressure turbine engine, while minimizing flow separation in such environment.

## ABSTRACT

A single stage high pressure turbine blade includes an airfoil having a profile substantially in accordance with at least an intermediate portion of the Cartesian coordinate values of X, Y and Z set forth in Table 2. The X and Y values are distances, which when smoothly connected by an appropriate continuing curve, define airfoil profile sections at each distance Z. The profile sections at each distance Z are joined smoothly to one another to form a complete airfoil shape. The profile shape provides optimized work for small diameter single stage high pressure turbine engine, while minimizing flow separation in such environment.

## HP TURBINE BLADE AIRFOIL PROFILE

### TECHNICAL FIELD

[0001] The invention relates generally to a blade airfoil for a gas turbine engine and, more particularly, to an airfoil profile suited for a high pressure turbine (HPT) stage blade

### BACKGROUND OF THE ART

[0002] Where a blade airfoil is part of a single stage turbine driving a compressor (i.e. part of a high pressure or HP turbine), the requirements for such a blade airfoil design are significantly more stringent than multiple stage airfoil designs, as the compressor relies solely on this single stage HP turbine to deliver all the required work, as opposed to work being spread over several turbine stages. Over and above this, the airfoil is subject to flow regimes which lend themselves easily to flow separation, which tend to limit the amount of work transferred to the compressor, and hence the total thrust or power capability of the engine. The HP turbine is also subject to harsh temperatures and pressures, which require a solid balance between aerodynamic and structural optimization.

### SUMMARY OF INVENTION

[0003] It is therefore an object of this invention to provide an improved airfoil for a single stage high pressure turbine.

[0004] In one aspect, the present invention provides a turbine blade for a gas turbine engine comprising an airfoil having an intermediate portion defined by a nominal profile substantially in accordance with Cartesian coordinate values of X, Y, and Z of Sections 3 to 7 set forth in Table 2, wherein the point of origin of the orthogonally related axes X, Y and Z is located at an intersection of a centerline of the gas turbine engine and a stacking line of the turbine blade, the Z values are radial distances measured along the stacking line, the X and Y are coordinate values defining the profile at each distance Z.

[0005] In another aspect, the present invention provides a turbine blade for a gas turbine engine comprising an airfoil having an intermediate portion at least partly defined by a nominal profile substantially in accordance with Cartesian coordinate values of X, Y, and Z of Sections 3 to 7 set forth in Table 2, wherein the point of origin of the orthogonally related axes X, Y and Z is located at an intersection of a centerline of the gas turbine engine and a stacking line of the turbine blade in the engine, the Z values are radial distances measured along the stacking line of the airfoil, the X and Y are coordinate values defining the profile at each distance Z, and wherein the X and Y values are scalable as a function of the same constant or number.

[0006] In another aspect, the present invention provides a turbine rotor for a gas turbine engine comprising a plurality of blades extending from a rotor disc, each blade including an airfoil having an intermediate portion defined by a nominal profile substantially in accordance with Cartesian coordinate values of X, Y, and Z of Sections 3 to 7 set forth in Table 2, wherein the point of origin of the orthogonally related axes X, Y and Z is located at an intersection of a centerline of the gas turbine engine and a stacking line of the blades, the Z values are radial distances measured along the stacking line, the X and Y are coordinate values defining the profile at each distance Z.

[0007] The profile shape of the present invention provides maximum work for a small diameter single stage low pressure turbine gas turbine engine, while minimizing flow separation disadvantages in such an environment. It is also necessary to give consideration to the downstream component (in this case, the LP turbine), to ensure that it can accept the flow conditions as they leave the HP turbine, without any adverse effect on LPT performance. The exit conditions of this HPT must be optimized such that the flow can negotiate the flow path in the inter turbine duct, and enter the LPT fully attached. To accomplish this, advanced 3D optimization techniques are used to ensure that the radial distribution of flow leaving the HPT lends itself to being able to negotiate the inter turbine duct shape without any flow separation.

[0008] Further details of these and other aspects of the present invention will be apparent from the detailed description and figures included below.

#### DESCRIPTION OF THE DRAWINGS

[0009] Reference is now made to the accompanying figures depicting aspects of the present invention, in which:

[0010] Figure 1 is a schematic view of a gas turbine engine;

[0011] Figure 2 is a schematic view of a gaspath of the gas turbine engine of Fig. 1, including multiple turbine stages;

[0012] Figure 3 is a schematic elevation view of a HPT stage blade having a blade profile defined in accordance with an embodiment of the present invention;

[0013] Figure 4 is a cross sectional view taken along lines 4-4 of Fig. 3, showing a representative profile section of the airfoil portion of the blade.

## DETAILED DESCRIPTION OF THE PREFERRED EMBODIMENTS

[0014] Figure 1 illustrates a gas turbine engine 10 of a type preferably provided for use in subsonic flight, generally comprising in serial flow communication a fan 12 through which ambient air is propelled, a multistage compressor 14 for pressurizing the air, a combustor 16 in which the compressed air is mixed with fuel and ignited for generating an annular stream of hot combustion gases, and a turbine section 18 for extracting energy from the combustion gases to drive the fan, the compressor, and produce thrust.

[0015] The gas turbine engine 10 further includes a turbine exhaust duct 20 which is exemplified as including an annular core portion 22 and an annular outer portion 24 and a plurality of struts 26 circumferentially spaced apart, and radially extending between the inner and outer portions 22, 24.

[0016] Figure 2 illustrates a portion of an annular hot gaspath, indicated by arrows 27 and defined by annular inner and outer walls 28 and 30 respectively, for directing the stream of hot combustion gases axially in an annular flow. The profile of the inner and outer walls 28 and 30 of the annular gaspath, "cold" (i.e. non-operating) conditions, is defined by the Cartesian coordinate values on Table 1 below. More particularly, the inner and outer gaspath walls 28 and 30 are defined with respect to mutually orthogonal x and z axes, as shown in Figure 2. The x axis corresponds to the engine turbine rotor centerline 29. The radial distance of the inner and outer walls 28 and 30 from the engine turbine rotor centerline and, thus, from the x-axis at specific axial locations is measured along the z axis. The z values provide the inner and outer radius of the gas path at various axial locations therealong. The x and z coordinate values in Table 1 are distances given in inches from the point of origin O (See Fig. 2). It is understood that other units of dimensions may be used. The x and z values have a manufacturing tolerance of  $\pm 0.010$  inch.

[0017] A plurality of turbine stages of the turbine section 18 are shown in the gaspath 27, and more particularly a high pressure turbine (HPT) stage located downstream of the combustor 16 and a low pressure turbine (LPT) stage further

downstream are exemplified. The turbine exhaust duct 20 is shown downstream from the LPT stage. The HP turbine has only one stage.

[0018] Referring to Figure 2, the HPT stage is preferably transonic and comprises a stator assembly 32 and a rotor assembly 36 having a plurality of circumferentially spaced vanes 40a and blades 42a respectively. Likewise, the LPT stage comprises a stator assembly 34 and a rotor assembly 38 having a plurality of circumferentially spaced vanes 40b and blades 42b respectively. The vanes 40a,b and blades 42a,b are mounted in position along respective stacking lines 44-50, as identified in Figure 2. The stacking lines 44-50 extend in the radial direction along the z axis at different axial locations. The stacking lines 44-50 define the axial location where the vanes 40a,b and the blades 42a,b of each stage are mounted in the engine 10. More specifically, stacking line 44 located at  $x = 0$  corresponds to the HPT vane, abbreviated as HPV in Table 1. Stacking line 46 located at  $x = 1.359$  corresponds to the HPT blade, abbreviated as HPB in Table 1. Stacking line 48 located at  $x = 5.237$  corresponds to the LPT vane, abbreviated as LPV in Table 1. Stacking line 50 located at  $x = 6.352$  corresponds to the LPT blade, abbreviated as LPB in Table 1. Furthermore, Figure 2 also illustrates stacking line 52 corresponding to turbine exhaust duct strut 26, referred to as Strut in Table 1. Stacking line 52 is located at  $x = 9.021$ .

**TABLE 1**  
**Turbine Cold Gaspath Definition**

Inner Gaspath			Outer Gaspath	
X	Z		X	Z
-0,544	3,187		-0,545	4,24
-0,369	3,2		-0,375	4,159
<b>0</b>	<b>3,2</b>	<b>HPV</b>	<b>0</b>	<b>4,09</b>
0,823	3,2		0,594	3,965
1,121	3,179		0,815	3,965
<b>1,359</b>	<b>3,156</b>	<b>HPB</b>	0,963	4,018
1,77	3,03		<b>1,359</b>	<b>4,018</b>
2,004	3,019		1,938	4,018
2,384	3,028		2,255	4,055
2,669	3,115		2,48	4,073

Inner Gaspath			Outer Gaspath	
X	Z		X	Z
3,272	3,363		3,16	4,335
4,029	3,79		3,946	4,763
4,717	4,23		4,699	5,212
<b>5,237</b>	<b>4,504</b>	<b>LPV</b>	<b>5,237</b>	<b>5,573</b>
5,891	4,639		5,826	5,9
<b>6,352</b>	<b>4,656</b>	<b>LPB</b>	6,054	6,019
6,804	4,656		<b>6,352</b>	<b>6,144</b>
7,685	4,653		6,678	6,26
<b>9,021</b>	<b>4,776</b>	<b>Strut</b>	7,419	6,41
9,816	4,828		<b>9,021</b>	<b>6,403</b>
10,824	4,828		10,564	6,41

[0019] More specifically, the rotor assemblies 36, 38 each include a disc drivingly mounted to respective engine shafts 39 and 41 (see Fig. 1). Each disc carries at its periphery the plurality of circumferentially distributed blades 42a,b that extend radially outwardly into the gaspath 27. The HPT includes 13 HP vanes and 43 HP blades, the LPT include 43 LP vanes and 68 LP blades, and there are 14 thin and 1 thick airfoils in the turbine exhaust case.

[0020] Figure 3 shows an example of a blade 42a of the HPT stage. It can be seen that each blade 42a has an airfoil 56 having a leading edge 58, a trailing edge 60 and a tip 62. The airfoil 56 extends from a platform 64 provided at the upper end of a root portion 66. The root portion 66 is adapted to be captively received in a complementary blade attachment slot (not shown) defined in the outer periphery of the disc such that it resists axial and centrifugal dislodgement of the blade 42a.

[0021] The novel airfoil shape of each HPT stage blade 42a is a set of X-Y-Z points in space. This set of points represents a novel and unique solution to the target design criteria discussed above, and are well-adapted for use in a single-stage LPT design. The set of points are defined in a Cartesian coordinate system which has mutually orthogonal X, Y and Z axes. The X axis extends axially along the turbine rotor centerline 29 i.e., the rotary axis. The positive X direction is axially towards the aft of the turbine engine 10. The Z axis extends along the HPT blade stacking line 46 of each respective blade 42 in a generally radial direction and intersects the X axis at the

center of rotation of the rotor assembly 36. The positive Z direction is radially outwardly toward the blade tip 62. The Y axis extends tangentially with the positive Y direction being in the direction of rotation of the rotor assembly 36. Therefore, the origin of the X, Y and Z axes is defined at the point of intersection of all three orthogonally-related axes: that is the point (0,0,0) at the intersection of the center of rotation of the turbine engine 10 and the stacking line 46.

[0022] In a particular embodiment of the HPT stage, the set of points which define the HPT stage blade airfoil profile relative to the axis of rotation of the turbine engine 10 and the stacking line 46 thereof are set out in Table 2 below as X, Y and Z Cartesian coordinate values. Particularly, the blade airfoil profile is defined by profile sections 70 at various locations along its height, the locations represented by Z values. It should be understood that the Z values do not represent an actual radial height along the airfoil 56 but are defined with respect to the engine center line. For example, if the blades 42a are mounted about the rotor assembly 36 at an angle with respect to the radial direction, then the Z values are not a true representation of the height of the airfoils of the blades 42a. Furthermore, it is to be appreciated that, with respect to Table 2, Z values are not actually radial heights, per se, from the centerline but rather a height from a plane through the centerline - i.e. the sections in Table 2 are planar. The coordinate values are set forth in inches in Table 2 although other units of dimensions may be used when the values are appropriately converted.

[0023] Thus, at each Z distance, the X and Y coordinate values of the desired profile section 70 are defined at selected locations in a Z direction normal to the X, Y plane. The X and Y coordinates are given in distance dimensions, e.g., units of inches, and are joined smoothly, using appropriate curve-fitting techniques, at each Z location to form a continuous airfoil cross-section. The blade airfoil profiles of the various surface locations between the distances Z are determined by smoothly connecting the adjacent profile sections 70 to one another to form the airfoil profile.

[0024] The coordinate values listed in Table 2 below represent the desired airfoil profiles in a "cold" (i.e. non-operating) condition. However, the manufactured airfoil surface profile will be slightly different as a result of manufacturing and applied coating tolerances. The coordinate values listed in Table 2 below are for an uncoated

airfoil. According to an embodiment of the present invention, the finished HPT blades are coated for thermal protection.

[0025] The Table 2 values are generated and shown to three decimal places for determining the profile of the HPT stage blade airfoil. However, as mentioned above, there are manufacturing tolerance issues, as well as coating thicknesses, which must be accounted for and, accordingly, the values for the profile given in Table 2 are for a theoretical airfoil, to which a  $\pm 0.003$  inch manufacturing tolerance is additive to the X and Y values given in Table 2 below. A coating having a thickness of 0.001 inch to 0.002 inch is typically applied to the uncoated blade airfoil defined in Table 2. The HPT stage blade airfoil design functions well within these ranges. The cold or room temperature profile is given by the X, Y and Z coordinates for manufacturing purposes. It is understood that the airfoil may deform, within acceptable limits, once entering service.

[0026] The coordinate values given in Table 2 below provide the preferred nominal HPT stage blade airfoil profile.

**Table 2**

	X	Y	Z
<b>SECTION 1</b>			
	-0,412	0,127	2,972
	-0,411	0,124	2,972
	-0,410	0,121	2,972
	-0,409	0,118	2,972
	-0,408	0,115	2,972
	-0,407	0,112	2,972
	-0,407	0,109	2,972
	-0,406	0,106	2,972
	-0,404	0,103	2,972
	-0,403	0,101	2,972
	-0,402	0,098	2,972
	-0,396	0,084	2,972
	-0,389	0,070	2,972
	-0,382	0,057	2,972
	-0,374	0,044	2,972
	-0,366	0,032	2,972
	-0,357	0,019	2,972
	-0,348	0,007	2,972
	-0,339	-0,005	2,972
	-0,330	-0,017	2,972
	-0,321	-0,029	2,972

**Table 2**

	<b>X</b>	<b>Y</b>	<b>Z</b>
	-0,311	-0,041	2,972
	-0,302	-0,053	2,972
	-0,293	-0,065	2,972
	-0,284	-0,077	2,972
	-0,274	-0,089	2,972
	-0,265	-0,101	2,972
	-0,255	-0,112	2,972
	-0,245	-0,124	2,972
	-0,235	-0,135	2,972
	-0,225	-0,146	2,972
	-0,214	-0,157	2,972
	-0,203	-0,167	2,972
	-0,191	-0,176	2,972
	-0,179	-0,185	2,972
	-0,166	-0,193	2,972
	-0,153	-0,201	2,972
	-0,139	-0,207	2,972
	-0,125	-0,213	2,972
	-0,110	-0,217	2,972
	-0,096	-0,221	2,972
	-0,081	-0,223	2,972
	-0,066	-0,225	2,972
	-0,051	-0,225	2,972
	-0,036	-0,225	2,972
	-0,021	-0,223	2,972
	-0,006	-0,221	2,972
	0,009	-0,217	2,972
	0,024	-0,213	2,972
	0,038	-0,207	2,972
	0,052	-0,201	2,972
	0,065	-0,195	2,972
	0,078	-0,187	2,972
	0,091	-0,179	2,972
	0,104	-0,171	2,972
	0,116	-0,162	2,972
	0,128	-0,152	2,972
	0,139	-0,142	2,972
	0,150	-0,132	2,972
	0,161	-0,121	2,972
	0,171	-0,110	2,972
	0,182	-0,099	2,972
	0,192	-0,088	2,972
	0,201	-0,076	2,972
	0,211	-0,064	2,972
	0,220	-0,052	2,972
	0,229	-0,040	2,972
	0,238	-0,028	2,972
	0,246	-0,015	2,972

**Table 2**

	<b>X</b>	<b>Y</b>	<b>Z</b>
	0,255	-0,003	2,972
	0,263	0,010	2,972
	0,271	0,023	2,972
	0,279	0,035	2,972
	0,287	0,048	2,972
	0,295	0,061	2,972
	0,302	0,075	2,972
	0,310	0,088	2,972
	0,317	0,101	2,972
	0,324	0,114	2,972
	0,331	0,128	2,972
	0,338	0,141	2,972
	0,344	0,155	2,972
	0,351	0,169	2,972
	0,357	0,183	2,972
	0,363	0,196	2,972
	0,369	0,210	2,972
	0,375	0,224	2,972
	0,380	0,239	2,972
	0,385	0,253	2,972
	0,390	0,267	2,972
	0,391	0,270	2,972
	0,392	0,273	2,972
	0,393	0,276	2,972
	0,394	0,279	2,972
	0,395	0,281	2,972
	0,396	0,284	2,972
	0,397	0,287	2,972
	0,398	0,290	2,972
	0,399	0,293	2,972
	0,400	0,296	2,972
	0,400	0,298	2,972
	0,400	0,300	2,972
	0,400	0,302	2,972
	0,400	0,304	2,972
	0,399	0,306	2,972
	0,398	0,308	2,972
	0,397	0,309	2,972
	0,395	0,311	2,972
	0,394	0,312	2,972
	0,392	0,313	2,972
	0,390	0,313	2,972
	0,388	0,313	2,972
	0,386	0,313	2,972
	0,384	0,312	2,972
	0,382	0,311	2,972
	0,380	0,310	2,972
	0,379	0,309	2,972

**Table 2**

	X	Y	Z
	0,377	0,307	2,972
	0,376	0,305	2,972
	0,376	0,303	2,972
	0,375	0,301	2,972
	0,374	0,299	2,972
	0,373	0,297	2,972
	0,372	0,295	2,972
	0,371	0,293	2,972
	0,371	0,291	2,972
	0,370	0,289	2,972
	0,369	0,288	2,972
	0,368	0,286	2,972
	0,364	0,276	2,972
	0,359	0,266	2,972
	0,354	0,257	2,972
	0,349	0,248	2,972
	0,343	0,238	2,972
	0,338	0,229	2,972
	0,332	0,220	2,972
	0,326	0,212	2,972
	0,319	0,203	2,972
	0,313	0,195	2,972
	0,306	0,186	2,972
	0,299	0,178	2,972
	0,292	0,170	2,972
	0,284	0,163	2,972
	0,277	0,155	2,972
	0,269	0,148	2,972
	0,261	0,141	2,972
	0,253	0,134	2,972
	0,245	0,127	2,972
	0,236	0,121	2,972
	0,228	0,114	2,972
	0,219	0,108	2,972
	0,210	0,102	2,972
	0,201	0,097	2,972
	0,192	0,091	2,972
	0,182	0,086	2,972
	0,173	0,081	2,972
	0,163	0,077	2,972
	0,154	0,072	2,972
	0,144	0,068	2,972
	0,134	0,065	2,972
	0,124	0,061	2,972
	0,113	0,058	2,972
	0,103	0,055	2,972
	0,093	0,052	2,972
	0,083	0,050	2,972

**Table 2**

	<b>X</b>	<b>Y</b>	<b>Z</b>
	0,072	0,047	2,972
	0,062	0,046	2,972
	0,051	0,044	2,972
	0,040	0,043	2,972
	0,030	0,041	2,972
	0,019	0,041	2,972
	0,009	0,040	2,972
	-0,002	0,040	2,972
	-0,013	0,039	2,972
	-0,023	0,040	2,972
	-0,034	0,040	2,972
	-0,045	0,041	2,972
	-0,055	0,042	2,972
	-0,066	0,043	2,972
	-0,077	0,044	2,972
	-0,087	0,046	2,972
	-0,098	0,047	2,972
	-0,108	0,049	2,972
	-0,119	0,052	2,972
	-0,129	0,054	2,972
	-0,139	0,056	2,972
	-0,150	0,059	2,972
	-0,160	0,062	2,972
	-0,170	0,065	2,972
	-0,180	0,068	2,972
	-0,190	0,072	2,972
	-0,201	0,075	2,972
	-0,211	0,079	2,972
	-0,221	0,082	2,972
	-0,231	0,086	2,972
	-0,241	0,090	2,972
	-0,250	0,094	2,972
	-0,260	0,098	2,972
	-0,270	0,102	2,972
	-0,280	0,106	2,972
	-0,290	0,111	2,972
	-0,300	0,115	2,972
	-0,309	0,119	2,972
	-0,319	0,124	2,972
	-0,329	0,128	2,972
	-0,338	0,133	2,972
	-0,348	0,137	2,972
	-0,358	0,142	2,972
	-0,359	0,143	2,972
	-0,361	0,144	2,972
	-0,363	0,145	2,972
	-0,365	0,146	2,972
	-0,367	0,147	2,972

**Table 2**

	<b>X</b>	<b>Y</b>	<b>Z</b>
	-0,369	0,148	2,972
	-0,371	0,149	2,972
	-0,373	0,150	2,972
	-0,375	0,151	2,972
	-0,377	0,152	2,972
	-0,379	0,153	2,972
	-0,382	0,154	2,972
	-0,385	0,155	2,972
	-0,388	0,156	2,972
	-0,391	0,157	2,972
	-0,394	0,157	2,972
	-0,398	0,157	2,972
	-0,401	0,156	2,972
	-0,404	0,155	2,972
	-0,406	0,153	2,972
	-0,408	0,151	2,972
	-0,410	0,148	2,972
	-0,411	0,145	2,972
	-0,412	0,142	2,972
	-0,413	0,139	2,972
	-0,413	0,136	2,972
	-0,413	0,133	2,972
	-0,412	0,130	2,972
<b>SECTION 2</b>			
	-0,369	0,057	3,172
	-0,368	0,055	3,172
	-0,368	0,052	3,172
	-0,367	0,049	3,172
	-0,366	0,047	3,172
	-0,365	0,044	3,172
	-0,364	0,042	3,172
	-0,363	0,039	3,172
	-0,363	0,037	3,172
	-0,362	0,034	3,172
	-0,361	0,031	3,172
	-0,355	0,019	3,172
	-0,349	0,007	3,172
	-0,342	-0,005	3,172
	-0,335	-0,017	3,172
	-0,327	-0,028	3,172
	-0,318	-0,039	3,172
	-0,310	-0,049	3,172
	-0,301	-0,059	3,172
	-0,291	-0,069	3,172
	-0,282	-0,079	3,172
	-0,272	-0,089	3,172
	-0,262	-0,098	3,172
	-0,252	-0,107	3,172

**Table 2**

	<b>X</b>	<b>Y</b>	<b>Z</b>
	-0,241	-0,116	3,172
	-0,231	-0,125	3,172
	-0,220	-0,133	3,172
	-0,209	-0,142	3,172
	-0,198	-0,149	3,172
	-0,186	-0,157	3,172
	-0,175	-0,164	3,172
	-0,162	-0,170	3,172
	-0,150	-0,175	3,172
	-0,137	-0,180	3,172
	-0,124	-0,184	3,172
	-0,111	-0,187	3,172
	-0,097	-0,189	3,172
	-0,084	-0,191	3,172
	-0,070	-0,191	3,172
	-0,056	-0,190	3,172
	-0,043	-0,189	3,172
	-0,029	-0,186	3,172
	-0,016	-0,183	3,172
	-0,003	-0,179	3,172
	0,010	-0,175	3,172
	0,023	-0,169	3,172
	0,035	-0,163	3,172
	0,047	-0,157	3,172
	0,059	-0,150	3,172
	0,070	-0,142	3,172
	0,081	-0,134	3,172
	0,092	-0,126	3,172
	0,103	-0,117	3,172
	0,113	-0,109	3,172
	0,123	-0,099	3,172
	0,133	-0,090	3,172
	0,143	-0,080	3,172
	0,152	-0,070	3,172
	0,161	-0,060	3,172
	0,170	-0,049	3,172
	0,179	-0,039	3,172
	0,187	-0,028	3,172
	0,195	-0,017	3,172
	0,204	-0,006	3,172
	0,212	0,005	3,172
	0,220	0,016	3,172
	0,227	0,027	3,172
	0,235	0,039	3,172
	0,242	0,050	3,172
	0,250	0,062	3,172
	0,257	0,073	3,172
	0,264	0,085	3,172

**Table 2**

	<b>X</b>	<b>Y</b>	<b>Z</b>
	0,271	0,097	3,172
	0,278	0,109	3,172
	0,285	0,120	3,172
	0,291	0,132	3,172
	0,298	0,144	3,172
	0,305	0,156	3,172
	0,311	0,168	3,172
	0,317	0,181	3,172
	0,324	0,193	3,172
	0,330	0,205	3,172
	0,336	0,217	3,172
	0,342	0,229	3,172
	0,348	0,242	3,172
	0,354	0,254	3,172
	0,359	0,267	3,172
	0,365	0,279	3,172
	0,370	0,292	3,172
	0,376	0,304	3,172
	0,377	0,307	3,172
	0,378	0,309	3,172
	0,379	0,312	3,172
	0,380	0,314	3,172
	0,381	0,317	3,172
	0,382	0,319	3,172
	0,383	0,322	3,172
	0,384	0,324	3,172
	0,385	0,327	3,172
	0,386	0,329	3,172
	0,387	0,331	3,172
	0,387	0,333	3,172
	0,387	0,335	3,172
	0,387	0,337	3,172
	0,386	0,339	3,172
	0,386	0,341	3,172
	0,385	0,342	3,172
	0,383	0,344	3,172
	0,382	0,345	3,172
	0,380	0,346	3,172
	0,378	0,346	3,172
	0,376	0,346	3,172
	0,374	0,346	3,172
	0,372	0,346	3,172
	0,371	0,345	3,172
	0,369	0,344	3,172
	0,367	0,343	3,172
	0,366	0,342	3,172
	0,365	0,340	3,172
	0,364	0,338	3,172

**Table 2**

	<b>X</b>	<b>Y</b>	<b>Z</b>
	0,363	0,337	3,172
	0,362	0,335	3,172
	0,361	0,333	3,172
	0,360	0,331	3,172
	0,359	0,329	3,172
	0,359	0,328	3,172
	0,358	0,326	3,172
	0,357	0,324	3,172
	0,356	0,322	3,172
	0,351	0,313	3,172
	0,346	0,304	3,172
	0,341	0,296	3,172
	0,336	0,287	3,172
	0,330	0,278	3,172
	0,325	0,270	3,172
	0,319	0,261	3,172
	0,313	0,253	3,172
	0,308	0,245	3,172
	0,302	0,237	3,172
	0,295	0,229	3,172
	0,289	0,221	3,172
	0,283	0,213	3,172
	0,276	0,205	3,172
	0,270	0,197	3,172
	0,263	0,190	3,172
	0,256	0,182	3,172
	0,249	0,175	3,172
	0,242	0,167	3,172
	0,235	0,160	3,172
	0,228	0,153	3,172
	0,220	0,146	3,172
	0,213	0,140	3,172
	0,205	0,133	3,172
	0,197	0,127	3,172
	0,190	0,120	3,172
	0,181	0,114	3,172
	0,173	0,108	3,172
	0,165	0,102	3,172
	0,157	0,097	3,172
	0,148	0,091	3,172
	0,140	0,086	3,172
	0,131	0,081	3,172
	0,122	0,076	3,172
	0,113	0,071	3,172
	0,104	0,066	3,172
	0,095	0,062	3,172
	0,086	0,058	3,172
	0,076	0,054	3,172

**Table 2**

	<b>X</b>	<b>Y</b>	<b>Z</b>
	0,067	0,050	3,172
	0,057	0,046	3,172
	0,048	0,043	3,172
	0,038	0,040	3,172
	0,029	0,037	3,172
	0,019	0,034	3,172
	0,009	0,032	3,172
	-0,001	0,030	3,172
	-0,011	0,028	3,172
	-0,021	0,026	3,172
	-0,031	0,024	3,172
	-0,041	0,023	3,172
	-0,051	0,022	3,172
	-0,061	0,021	3,172
	-0,071	0,020	3,172
	-0,081	0,020	3,172
	-0,091	0,020	3,172
	-0,101	0,020	3,172
	-0,112	0,020	3,172
	-0,122	0,020	3,172
	-0,132	0,021	3,172
	-0,142	0,022	3,172
	-0,152	0,023	3,172
	-0,162	0,024	3,172
	-0,172	0,026	3,172
	-0,182	0,027	3,172
	-0,192	0,029	3,172
	-0,202	0,031	3,172
	-0,212	0,033	3,172
	-0,222	0,036	3,172
	-0,231	0,039	3,172
	-0,241	0,041	3,172
	-0,251	0,044	3,172
	-0,260	0,048	3,172
	-0,270	0,051	3,172
	-0,279	0,055	3,172
	-0,289	0,059	3,172
	-0,298	0,063	3,172
	-0,307	0,067	3,172
	-0,316	0,072	3,172
	-0,318	0,073	3,172
	-0,320	0,073	3,172
	-0,322	0,074	3,172
	-0,323	0,075	3,172
	-0,325	0,076	3,172
	-0,327	0,077	3,172
	-0,329	0,078	3,172
	-0,330	0,079	3,172

**Table 2**

	<b>X</b>	<b>Y</b>	<b>Z</b>
	-0,332	0,080	3,172
	-0,334	0,081	3,172
	-0,337	0,083	3,172
	-0,339	0,084	3,172
	-0,342	0,086	3,172
	-0,345	0,087	3,172
	-0,348	0,087	3,172
	-0,352	0,088	3,172
	-0,355	0,087	3,172
	-0,358	0,087	3,172
	-0,361	0,085	3,172
	-0,363	0,084	3,172
	-0,366	0,081	3,172
	-0,367	0,079	3,172
	-0,369	0,076	3,172
	-0,370	0,073	3,172
	-0,370	0,070	3,172
	-0,370	0,067	3,172
	-0,370	0,064	3,172
	-0,370	0,060	3,172
<b>SECTION 3</b>			
	-0,337	0,005	3,332
	-0,337	0,003	3,332
	-0,336	0,000	3,332
	-0,335	-0,002	3,332
	-0,335	-0,004	3,332
	-0,334	-0,007	3,332
	-0,333	-0,009	3,332
	-0,332	-0,012	3,332
	-0,331	-0,014	3,332
	-0,330	-0,016	3,332
	-0,329	-0,019	3,332
	-0,324	-0,031	3,332
	-0,318	-0,042	3,332
	-0,312	-0,053	3,332
	-0,305	-0,063	3,332
	-0,297	-0,073	3,332
	-0,289	-0,083	3,332
	-0,280	-0,092	3,332
	-0,271	-0,101	3,332
	-0,261	-0,110	3,332
	-0,252	-0,118	3,332
	-0,241	-0,126	3,332
	-0,231	-0,133	3,332
	-0,220	-0,140	3,332
	-0,209	-0,146	3,332
	-0,198	-0,152	3,332
	-0,187	-0,158	3,332

**Table 2**

	X	Y	Z
	-0,175	-0,163	3,332
	-0,163	-0,167	3,332
	-0,151	-0,171	3,332
	-0,138	-0,174	3,332
	-0,126	-0,177	3,332
	-0,113	-0,178	3,332
	-0,101	-0,179	3,332
	-0,088	-0,179	3,332
	-0,075	-0,178	3,332
	-0,062	-0,177	3,332
	-0,050	-0,174	3,332
	-0,038	-0,171	3,332
	-0,025	-0,167	3,332
	-0,013	-0,163	3,332
	-0,002	-0,158	3,332
	0,010	-0,152	3,332
	0,021	-0,146	3,332
	0,032	-0,139	3,332
	0,042	-0,132	3,332
	0,053	-0,125	3,332
	0,063	-0,117	3,332
	0,073	-0,109	3,332
	0,082	-0,100	3,332
	0,092	-0,092	3,332
	0,101	-0,083	3,332
	0,110	-0,074	3,332
	0,119	-0,065	3,332
	0,127	-0,055	3,332
	0,136	-0,046	3,332
	0,144	-0,036	3,332
	0,152	-0,026	3,332
	0,160	-0,016	3,332
	0,168	-0,006	3,332
	0,175	0,004	3,332
	0,183	0,015	3,332
	0,190	0,025	3,332
	0,197	0,035	3,332
	0,204	0,046	3,332
	0,211	0,057	3,332
	0,218	0,067	3,332
	0,225	0,078	3,332
	0,232	0,089	3,332
	0,239	0,100	3,332
	0,245	0,111	3,332
	0,252	0,122	3,332
	0,258	0,133	3,332
	0,264	0,144	3,332
	0,271	0,155	3,332

**Table 2**

	<b>X</b>	<b>Y</b>	<b>Z</b>
	0,277	0,166	3,332
	0,283	0,177	3,332
	0,289	0,188	3,332
	0,295	0,200	3,332
	0,301	0,211	3,332
	0,307	0,222	3,332
	0,313	0,234	3,332
	0,319	0,245	3,332
	0,325	0,256	3,332
	0,330	0,268	3,332
	0,336	0,279	3,332
	0,342	0,290	3,332
	0,347	0,302	3,332
	0,353	0,313	3,332
	0,359	0,325	3,332
	0,360	0,327	3,332
	0,361	0,329	3,332
	0,362	0,332	3,332
	0,363	0,334	3,332
	0,364	0,336	3,332
	0,365	0,339	3,332
	0,366	0,341	3,332
	0,367	0,343	3,332
	0,368	0,345	3,332
	0,370	0,348	3,332
	0,370	0,349	3,332
	0,371	0,351	3,332
	0,371	0,353	3,332
	0,370	0,355	3,332
	0,370	0,357	3,332
	0,369	0,358	3,332
	0,368	0,360	3,332
	0,367	0,361	3,332
	0,366	0,363	3,332
	0,364	0,363	3,332
	0,362	0,364	3,332
	0,361	0,364	3,332
	0,359	0,364	3,332
	0,357	0,364	3,332
	0,355	0,364	3,332
	0,354	0,363	3,332
	0,352	0,362	3,332
	0,351	0,361	3,332
	0,350	0,359	3,332
	0,349	0,357	3,332
	0,348	0,356	3,332
	0,347	0,354	3,332
	0,346	0,352	3,332

**Table 2**

	<b>X</b>	<b>Y</b>	<b>Z</b>
	0,345	0,351	3,332
	0,344	0,349	3,332
	0,343	0,347	3,332
	0,342	0,345	3,332
	0,341	0,344	3,332
	0,340	0,342	3,332
	0,335	0,334	3,332
	0,330	0,325	3,332
	0,325	0,317	3,332
	0,319	0,309	3,332
	0,314	0,300	3,332
	0,309	0,292	3,332
	0,303	0,284	3,332
	0,298	0,276	3,332
	0,292	0,268	3,332
	0,287	0,260	3,332
	0,281	0,252	3,332
	0,275	0,244	3,332
	0,269	0,236	3,332
	0,263	0,228	3,332
	0,257	0,220	3,332
	0,251	0,213	3,332
	0,245	0,205	3,332
	0,239	0,198	3,332
	0,233	0,190	3,332
	0,226	0,183	3,332
	0,220	0,175	3,332
	0,213	0,168	3,332
	0,206	0,161	3,332
	0,200	0,154	3,332
	0,193	0,147	3,332
	0,186	0,140	3,332
	0,179	0,133	3,332
	0,172	0,126	3,332
	0,164	0,120	3,332
	0,157	0,113	3,332
	0,150	0,107	3,332
	0,142	0,100	3,332
	0,135	0,094	3,332
	0,127	0,088	3,332
	0,119	0,082	3,332
	0,111	0,076	3,332
	0,103	0,071	3,332
	0,095	0,065	3,332
	0,087	0,060	3,332
	0,078	0,055	3,332
	0,070	0,050	3,332
	0,062	0,045	3,332

**Table 2**

	<b>X</b>	<b>Y</b>	<b>Z</b>
	0,053	0,040	3,332
	0,044	0,035	3,332
	0,035	0,031	3,332
	0,027	0,027	3,332
	0,018	0,023	3,332
	0,009	0,019	3,332
	0,000	0,015	3,332
	-0,010	0,012	3,332
	-0,019	0,009	3,332
	-0,028	0,006	3,332
	-0,038	0,003	3,332
	-0,047	0,000	3,332
	-0,057	-0,002	3,332
	-0,066	-0,004	3,332
	-0,076	-0,006	3,332
	-0,085	-0,008	3,332
	-0,095	-0,009	3,332
	-0,105	-0,011	3,332
	-0,115	-0,012	3,332
	-0,124	-0,012	3,332
	-0,134	-0,013	3,332
	-0,144	-0,013	3,332
	-0,154	-0,013	3,332
	-0,164	-0,013	3,332
	-0,173	-0,012	3,332
	-0,183	-0,011	3,332
	-0,193	-0,010	3,332
	-0,203	-0,008	3,332
	-0,212	-0,006	3,332
	-0,222	-0,004	3,332
	-0,231	-0,002	3,332
	-0,241	0,001	3,332
	-0,250	0,004	3,332
	-0,259	0,007	3,332
	-0,268	0,011	3,332
	-0,277	0,015	3,332
	-0,286	0,019	3,332
	-0,288	0,020	3,332
	-0,289	0,021	3,332
	-0,291	0,022	3,332
	-0,293	0,023	3,332
	-0,295	0,024	3,332
	-0,296	0,025	3,332
	-0,298	0,026	3,332
	-0,300	0,027	3,332
	-0,301	0,028	3,332
	-0,303	0,029	3,332
	-0,306	0,031	3,332

**Table 2**

	<b>X</b>	<b>Y</b>	<b>Z</b>
	-0,308	0,032	3,332
	-0,311	0,033	3,332
	-0,314	0,034	3,332
	-0,317	0,035	3,332
	-0,320	0,035	3,332
	-0,324	0,035	3,332
	-0,327	0,034	3,332
	-0,329	0,033	3,332
	-0,332	0,031	3,332
	-0,334	0,029	3,332
	-0,336	0,027	3,332
	-0,337	0,024	3,332
	-0,338	0,021	3,332
	-0,339	0,018	3,332
	-0,339	0,015	3,332
	-0,339	0,012	3,332
	-0,338	0,008	3,332
<b>SECTION 4</b>			
	-0,307	-0,050	3,512
	-0,307	-0,052	3,512
	-0,306	-0,054	3,512
	-0,305	-0,057	3,512
	-0,304	-0,059	3,512
	-0,304	-0,061	3,512
	-0,303	-0,063	3,512
	-0,302	-0,066	3,512
	-0,301	-0,068	3,512
	-0,300	-0,070	3,512
	-0,299	-0,072	3,512
	-0,294	-0,083	3,512
	-0,288	-0,093	3,512
	-0,282	-0,103	3,512
	-0,275	-0,113	3,512
	-0,267	-0,122	3,512
	-0,259	-0,131	3,512
	-0,250	-0,139	3,512
	-0,241	-0,147	3,512
	-0,231	-0,154	3,512
	-0,221	-0,160	3,512
	-0,211	-0,166	3,512
	-0,200	-0,171	3,512
	-0,189	-0,176	3,512
	-0,177	-0,179	3,512
	-0,166	-0,183	3,512
	-0,154	-0,185	3,512
	-0,142	-0,187	3,512
	-0,131	-0,188	3,512
	-0,119	-0,188	3,512

**Table 2**

	<b>X</b>	<b>Y</b>	<b>Z</b>
	-0,107	-0,188	3,512
	-0,095	-0,186	3,512
	-0,083	-0,184	3,512
	-0,071	-0,182	3,512
	-0,060	-0,178	3,512
	-0,049	-0,174	3,512
	-0,038	-0,170	3,512
	-0,027	-0,164	3,512
	-0,017	-0,159	3,512
	-0,006	-0,152	3,512
	0,004	-0,146	3,512
	0,013	-0,139	3,512
	0,023	-0,131	3,512
	0,032	-0,124	3,512
	0,041	-0,116	3,512
	0,049	-0,108	3,512
	0,058	-0,099	3,512
	0,066	-0,091	3,512
	0,074	-0,082	3,512
	0,082	-0,073	3,512
	0,090	-0,064	3,512
	0,098	-0,055	3,512
	0,105	-0,046	3,512
	0,113	-0,036	3,512
	0,120	-0,027	3,512
	0,127	-0,017	3,512
	0,134	-0,008	3,512
	0,141	0,002	3,512
	0,148	0,012	3,512
	0,155	0,022	3,512
	0,162	0,032	3,512
	0,168	0,042	3,512
	0,175	0,052	3,512
	0,181	0,062	3,512
	0,188	0,072	3,512
	0,194	0,082	3,512
	0,200	0,092	3,512
	0,206	0,102	3,512
	0,212	0,113	3,512
	0,218	0,123	3,512
	0,224	0,133	3,512
	0,230	0,144	3,512
	0,236	0,154	3,512
	0,242	0,165	3,512
	0,248	0,175	3,512
	0,253	0,186	3,512
	0,259	0,196	3,512
	0,265	0,206	3,512

**Table 2**

	X	Y	Z
	0,271	0,217	3,512
	0,276	0,228	3,512
	0,282	0,238	3,512
	0,287	0,249	3,512
	0,293	0,259	3,512
	0,299	0,270	3,512
	0,304	0,280	3,512
	0,310	0,291	3,512
	0,315	0,301	3,512
	0,321	0,312	3,512
	0,326	0,323	3,512
	0,332	0,333	3,512
	0,333	0,335	3,512
	0,334	0,337	3,512
	0,335	0,339	3,512
	0,337	0,342	3,512
	0,338	0,344	3,512
	0,339	0,346	3,512
	0,340	0,348	3,512
	0,341	0,350	3,512
	0,342	0,352	3,512
	0,343	0,354	3,512
	0,344	0,356	3,512
	0,344	0,358	3,512
	0,344	0,359	3,512
	0,344	0,361	3,512
	0,344	0,363	3,512
	0,343	0,364	3,512
	0,342	0,366	3,512
	0,341	0,367	3,512
	0,340	0,368	3,512
	0,339	0,369	3,512
	0,337	0,370	3,512
	0,335	0,370	3,512
	0,334	0,370	3,512
	0,332	0,370	3,512
	0,330	0,370	3,512
	0,328	0,369	3,512
	0,327	0,368	3,512
	0,326	0,367	3,512
	0,325	0,366	3,512
	0,324	0,364	3,512
	0,323	0,362	3,512
	0,322	0,361	3,512
	0,321	0,359	3,512
	0,320	0,358	3,512
	0,319	0,356	3,512
	0,318	0,354	3,512

**Table 2**

	X	Y	Z
	0,317	0,353	3,512
	0,316	0,351	3,512
	0,315	0,350	3,512
	0,310	0,341	3,512
	0,305	0,333	3,512
	0,300	0,325	3,512
	0,294	0,317	3,512
	0,289	0,309	3,512
	0,284	0,301	3,512
	0,279	0,294	3,512
	0,274	0,286	3,512
	0,268	0,278	3,512
	0,263	0,270	3,512
	0,258	0,262	3,512
	0,252	0,254	3,512
	0,247	0,246	3,512
	0,242	0,239	3,512
	0,236	0,231	3,512
	0,231	0,223	3,512
	0,225	0,215	3,512
	0,219	0,208	3,512
	0,214	0,200	3,512
	0,208	0,193	3,512
	0,202	0,185	3,512
	0,196	0,178	3,512
	0,191	0,170	3,512
	0,185	0,163	3,512
	0,179	0,155	3,512
	0,173	0,148	3,512
	0,167	0,141	3,512
	0,160	0,134	3,512
	0,154	0,126	3,512
	0,148	0,119	3,512
	0,141	0,112	3,512
	0,135	0,105	3,512
	0,128	0,099	3,512
	0,122	0,092	3,512
	0,115	0,085	3,512
	0,108	0,078	3,512
	0,101	0,072	3,512
	0,094	0,065	3,512
	0,087	0,059	3,512
	0,080	0,053	3,512
	0,073	0,047	3,512
	0,066	0,041	3,512
	0,058	0,035	3,512
	0,051	0,029	3,512
	0,043	0,023	3,512

**Table 2**

	<b>X</b>	<b>Y</b>	<b>Z</b>
	0,035	0,018	3,512
	0,028	0,012	3,512
	0,020	0,007	3,512
	0,012	0,002	3,512
	0,004	-0,003	3,512
	-0,004	-0,008	3,512
	-0,013	-0,013	3,512
	-0,021	-0,017	3,512
	-0,029	-0,022	3,512
	-0,038	-0,026	3,512
	-0,047	-0,030	3,512
	-0,055	-0,033	3,512
	-0,064	-0,037	3,512
	-0,073	-0,040	3,512
	-0,082	-0,043	3,512
	-0,091	-0,045	3,512
	-0,101	-0,048	3,512
	-0,110	-0,050	3,512
	-0,119	-0,052	3,512
	-0,129	-0,053	3,512
	-0,138	-0,054	3,512
	-0,147	-0,055	3,512
	-0,157	-0,056	3,512
	-0,166	-0,056	3,512
	-0,176	-0,055	3,512
	-0,185	-0,055	3,512
	-0,195	-0,054	3,512
	-0,204	-0,052	3,512
	-0,213	-0,050	3,512
	-0,223	-0,048	3,512
	-0,232	-0,045	3,512
	-0,241	-0,042	3,512
	-0,249	-0,039	3,512
	-0,258	-0,035	3,512
	-0,260	-0,034	3,512
	-0,261	-0,033	3,512
	-0,263	-0,032	3,512
	-0,265	-0,031	3,512
	-0,266	-0,030	3,512
	-0,268	-0,029	3,512
	-0,270	-0,028	3,512
	-0,271	-0,027	3,512
	-0,273	-0,026	3,512
	-0,275	-0,025	3,512
	-0,277	-0,024	3,512
	-0,280	-0,022	3,512
	-0,283	-0,021	3,512
	-0,286	-0,020	3,512

**Table 2**

	<b>X</b>	<b>Y</b>	<b>Z</b>
	-0,289	-0,020	3,512
	-0,292	-0,020	3,512
	-0,295	-0,020	3,512
	-0,298	-0,021	3,512
	-0,301	-0,022	3,512
	-0,303	-0,024	3,512
	-0,305	-0,026	3,512
	-0,307	-0,029	3,512
	-0,308	-0,032	3,512
	-0,309	-0,035	3,512
	-0,309	-0,038	3,512
	-0,309	-0,041	3,512
	-0,309	-0,044	3,512
	-0,308	-0,047	3,512
<b>SECTION 5</b>			
	-0,290	-0,085	3,662
	-0,289	-0,087	3,662
	-0,288	-0,089	3,662
	-0,288	-0,091	3,662
	-0,287	-0,093	3,662
	-0,286	-0,095	3,662
	-0,285	-0,098	3,662
	-0,284	-0,100	3,662
	-0,283	-0,102	3,662
	-0,282	-0,104	3,662
	-0,281	-0,106	3,662
	-0,276	-0,116	3,662
	-0,270	-0,126	3,662
	-0,263	-0,135	3,662
	-0,256	-0,144	3,662
	-0,248	-0,152	3,662
	-0,240	-0,160	3,662
	-0,231	-0,167	3,662
	-0,222	-0,174	3,662
	-0,212	-0,180	3,662
	-0,202	-0,185	3,662
	-0,192	-0,190	3,662
	-0,181	-0,194	3,662
	-0,170	-0,197	3,662
	-0,159	-0,200	3,662
	-0,148	-0,201	3,662
	-0,136	-0,202	3,662
	-0,125	-0,202	3,662
	-0,114	-0,202	3,662
	-0,102	-0,200	3,662
	-0,091	-0,198	3,662
	-0,080	-0,195	3,662
	-0,069	-0,191	3,662

**Table 2**

	X	Y	Z
	-0,059	-0,187	3,662
	-0,048	-0,182	3,662
	-0,038	-0,177	3,662
	-0,028	-0,171	3,662
	-0,019	-0,165	3,662
	-0,010	-0,158	3,662
	-0,001	-0,151	3,662
	0,007	-0,143	3,662
	0,016	-0,135	3,662
	0,024	-0,127	3,662
	0,031	-0,119	3,662
	0,039	-0,110	3,662
	0,046	-0,101	3,662
	0,053	-0,092	3,662
	0,060	-0,083	3,662
	0,067	-0,074	3,662
	0,074	-0,065	3,662
	0,081	-0,056	3,662
	0,088	-0,047	3,662
	0,094	-0,037	3,662
	0,100	-0,028	3,662
	0,107	-0,018	3,662
	0,113	-0,009	3,662
	0,119	0,001	3,662
	0,126	0,010	3,662
	0,132	0,020	3,662
	0,138	0,030	3,662
	0,144	0,039	3,662
	0,150	0,049	3,662
	0,155	0,059	3,662
	0,161	0,069	3,662
	0,167	0,078	3,662
	0,173	0,088	3,662
	0,178	0,098	3,662
	0,184	0,108	3,662
	0,190	0,118	3,662
	0,195	0,128	3,662
	0,201	0,138	3,662
	0,206	0,148	3,662
	0,212	0,158	3,662
	0,217	0,168	3,662
	0,222	0,178	3,662
	0,228	0,188	3,662
	0,233	0,198	3,662
	0,239	0,208	3,662
	0,244	0,218	3,662
	0,249	0,228	3,662
	0,255	0,238	3,662

**Table 2**

	X	Y	Z
	0,260	0,248	3,662
	0,265	0,259	3,662
	0,271	0,269	3,662
	0,276	0,279	3,662
	0,282	0,289	3,662
	0,287	0,299	3,662
	0,292	0,309	3,662
	0,298	0,319	3,662
	0,303	0,329	3,662
	0,304	0,331	3,662
	0,305	0,333	3,662
	0,306	0,335	3,662
	0,307	0,337	3,662
	0,308	0,339	3,662
	0,309	0,341	3,662
	0,311	0,343	3,662
	0,312	0,345	3,662
	0,313	0,347	3,662
	0,314	0,349	3,662
	0,314	0,351	3,662
	0,315	0,352	3,662
	0,315	0,354	3,662
	0,315	0,355	3,662
	0,314	0,357	3,662
	0,314	0,359	3,662
	0,313	0,360	3,662
	0,312	0,361	3,662
	0,311	0,362	3,662
	0,309	0,363	3,662
	0,308	0,364	3,662
	0,306	0,364	3,662
	0,305	0,364	3,662
	0,303	0,364	3,662
	0,301	0,364	3,662
	0,300	0,363	3,662
	0,298	0,362	3,662
	0,297	0,361	3,662
	0,296	0,360	3,662
	0,295	0,358	3,662
	0,294	0,357	3,662
	0,293	0,355	3,662
	0,292	0,354	3,662
	0,291	0,352	3,662
	0,290	0,351	3,662
	0,289	0,349	3,662
	0,288	0,347	3,662
	0,287	0,346	3,662
	0,286	0,344	3,662

**Table 2**

	<b>X</b>	<b>Y</b>	<b>Z</b>
	0,282	0,337	3,662
	0,277	0,329	3,662
	0,272	0,321	3,662
	0,267	0,313	3,662
	0,262	0,305	3,662
	0,257	0,298	3,662
	0,252	0,290	3,662
	0,247	0,282	3,662
	0,242	0,275	3,662
	0,238	0,267	3,662
	0,233	0,259	3,662
	0,228	0,251	3,662
	0,223	0,244	3,662
	0,217	0,236	3,662
	0,212	0,229	3,662
	0,207	0,221	3,662
	0,202	0,213	3,662
	0,197	0,206	3,662
	0,192	0,198	3,662
	0,187	0,191	3,662
	0,181	0,183	3,662
	0,176	0,176	3,662
	0,171	0,168	3,662
	0,165	0,161	3,662
	0,160	0,153	3,662
	0,155	0,146	3,662
	0,149	0,139	3,662
	0,144	0,131	3,662
	0,138	0,124	3,662
	0,132	0,117	3,662
	0,127	0,110	3,662
	0,121	0,103	3,662
	0,115	0,095	3,662
	0,109	0,088	3,662
	0,103	0,081	3,662
	0,097	0,075	3,662
	0,091	0,068	3,662
	0,085	0,061	3,662
	0,078	0,054	3,662
	0,072	0,048	3,662
	0,066	0,041	3,662
	0,059	0,035	3,662
	0,053	0,028	3,662
	0,046	0,022	3,662
	0,039	0,016	3,662
	0,032	0,010	3,662
	0,025	0,004	3,662
	0,018	-0,002	3,662

**Table 2**

	<b>X</b>	<b>Y</b>	<b>Z</b>
	0,011	-0,008	3,662
	0,004	-0,013	3,662
	-0,003	-0,019	3,662
	-0,011	-0,024	3,662
	-0,018	-0,029	3,662
	-0,026	-0,034	3,662
	-0,034	-0,039	3,662
	-0,042	-0,044	3,662
	-0,050	-0,048	3,662
	-0,058	-0,053	3,662
	-0,066	-0,057	3,662
	-0,075	-0,060	3,662
	-0,083	-0,064	3,662
	-0,092	-0,067	3,662
	-0,100	-0,070	3,662
	-0,109	-0,073	3,662
	-0,118	-0,075	3,662
	-0,127	-0,077	3,662
	-0,136	-0,079	3,662
	-0,145	-0,080	3,662
	-0,154	-0,081	3,662
	-0,163	-0,082	3,662
	-0,172	-0,082	3,662
	-0,182	-0,082	3,662
	-0,191	-0,081	3,662
	-0,200	-0,080	3,662
	-0,209	-0,078	3,662
	-0,218	-0,076	3,662
	-0,227	-0,074	3,662
	-0,235	-0,071	3,662
	-0,244	-0,068	3,662
	-0,245	-0,067	3,662
	-0,247	-0,066	3,662
	-0,249	-0,065	3,662
	-0,250	-0,064	3,662
	-0,252	-0,064	3,662
	-0,254	-0,063	3,662
	-0,255	-0,062	3,662
	-0,257	-0,061	3,662
	-0,259	-0,060	3,662
	-0,260	-0,059	3,662
	-0,263	-0,058	3,662
	-0,266	-0,057	3,662
	-0,268	-0,056	3,662
	-0,271	-0,055	3,662
	-0,274	-0,055	3,662
	-0,277	-0,055	3,662
	-0,280	-0,055	3,662

**Table 2**

	<b>X</b>	<b>Y</b>	<b>Z</b>
	-0,283	-0,056	3,662
	-0,285	-0,058	3,662
	-0,288	-0,060	3,662
	-0,290	-0,062	3,662
	-0,291	-0,065	3,662
	-0,292	-0,067	3,662
	-0,292	-0,070	3,662
	-0,292	-0,073	3,662
	-0,292	-0,076	3,662
	-0,292	-0,079	3,662
	-0,291	-0,082	3,662
<b>SECTION 6</b>			
	-0,280	-0,111	3,812
	-0,279	-0,113	3,812
	-0,278	-0,115	3,812
	-0,277	-0,117	3,812
	-0,276	-0,119	3,812
	-0,275	-0,121	3,812
	-0,274	-0,123	3,812
	-0,273	-0,125	3,812
	-0,272	-0,127	3,812
	-0,271	-0,129	3,812
	-0,270	-0,131	3,812
	-0,264	-0,140	3,812
	-0,257	-0,148	3,812
	-0,250	-0,157	3,812
	-0,243	-0,165	3,812
	-0,235	-0,173	3,812
	-0,227	-0,180	3,812
	-0,218	-0,186	3,812
	-0,209	-0,192	3,812
	-0,200	-0,198	3,812
	-0,190	-0,202	3,812
	-0,180	-0,207	3,812
	-0,170	-0,210	3,812
	-0,159	-0,212	3,812
	-0,148	-0,214	3,812
	-0,137	-0,215	3,812
	-0,126	-0,216	3,812
	-0,116	-0,215	3,812
	-0,105	-0,214	3,812
	-0,094	-0,212	3,812
	-0,084	-0,209	3,812
	-0,073	-0,205	3,812
	-0,063	-0,201	3,812
	-0,053	-0,196	3,812
	-0,044	-0,191	3,812
	-0,035	-0,185	3,812

**Table 2**

	<b>X</b>	<b>Y</b>	<b>Z</b>
	-0,026	-0,178	3,812
	-0,018	-0,171	3,812
	-0,010	-0,164	3,812
	-0,002	-0,156	3,812
	0,005	-0,148	3,812
	0,012	-0,140	3,812
	0,019	-0,131	3,812
	0,025	-0,123	3,812
	0,032	-0,114	3,812
	0,038	-0,105	3,812
	0,044	-0,096	3,812
	0,050	-0,087	3,812
	0,055	-0,077	3,812
	0,061	-0,068	3,812
	0,067	-0,059	3,812
	0,072	-0,049	3,812
	0,078	-0,040	3,812
	0,084	-0,031	3,812
	0,089	-0,021	3,812
	0,094	-0,012	3,812
	0,100	-0,002	3,812
	0,105	0,007	3,812
	0,111	0,017	3,812
	0,116	0,026	3,812
	0,121	0,036	3,812
	0,126	0,045	3,812
	0,132	0,055	3,812
	0,137	0,064	3,812
	0,142	0,074	3,812
	0,147	0,084	3,812
	0,152	0,093	3,812
	0,157	0,103	3,812
	0,162	0,112	3,812
	0,168	0,122	3,812
	0,173	0,132	3,812
	0,178	0,141	3,812
	0,183	0,151	3,812
	0,188	0,161	3,812
	0,193	0,170	3,812
	0,198	0,180	3,812
	0,203	0,189	3,812
	0,208	0,199	3,812
	0,213	0,209	3,812
	0,218	0,218	3,812
	0,223	0,228	3,812
	0,228	0,238	3,812
	0,233	0,247	3,812
	0,238	0,257	3,812

**Table 2**

	X	Y	Z
	0,243	0,267	3,812
	0,248	0,276	3,812
	0,253	0,286	3,812
	0,258	0,296	3,812
	0,263	0,305	3,812
	0,268	0,315	3,812
	0,269	0,317	3,812
	0,270	0,319	3,812
	0,271	0,321	3,812
	0,272	0,323	3,812
	0,273	0,325	3,812
	0,274	0,327	3,812
	0,275	0,329	3,812
	0,276	0,331	3,812
	0,277	0,333	3,812
	0,278	0,334	3,812
	0,279	0,336	3,812
	0,279	0,337	3,812
	0,279	0,339	3,812
	0,279	0,341	3,812
	0,279	0,342	3,812
	0,278	0,344	3,812
	0,277	0,345	3,812
	0,276	0,346	3,812
	0,275	0,347	3,812
	0,274	0,348	3,812
	0,272	0,348	3,812
	0,271	0,349	3,812
	0,269	0,349	3,812
	0,268	0,348	3,812
	0,266	0,348	3,812
	0,265	0,347	3,812
	0,263	0,347	3,812
	0,262	0,346	3,812
	0,261	0,344	3,812
	0,260	0,343	3,812
	0,259	0,341	3,812
	0,258	0,340	3,812
	0,258	0,338	3,812
	0,257	0,337	3,812
	0,256	0,335	3,812
	0,255	0,334	3,812
	0,254	0,332	3,812
	0,253	0,331	3,812
	0,252	0,329	3,812
	0,248	0,322	3,812
	0,243	0,314	3,812
	0,239	0,307	3,812

**Table 2**

	<b>X</b>	<b>Y</b>	<b>Z</b>
	0,234	0,299	3,812
	0,230	0,292	3,812
	0,225	0,284	3,812
	0,221	0,277	3,812
	0,216	0,269	3,812
	0,212	0,262	3,812
	0,207	0,254	3,812
	0,203	0,247	3,812
	0,198	0,239	3,812
	0,194	0,232	3,812
	0,189	0,225	3,812
	0,184	0,217	3,812
	0,180	0,210	3,812
	0,175	0,202	3,812
	0,170	0,195	3,812
	0,165	0,188	3,812
	0,161	0,180	3,812
	0,156	0,173	3,812
	0,151	0,166	3,812
	0,146	0,158	3,812
	0,141	0,151	3,812
	0,136	0,144	3,812
	0,132	0,137	3,812
	0,127	0,130	3,812
	0,122	0,122	3,812
	0,116	0,115	3,812
	0,111	0,108	3,812
	0,106	0,101	3,812
	0,101	0,094	3,812
	0,096	0,087	3,812
	0,090	0,080	3,812
	0,085	0,073	3,812
	0,079	0,067	3,812
	0,074	0,060	3,812
	0,068	0,053	3,812
	0,063	0,046	3,812
	0,057	0,040	3,812
	0,051	0,033	3,812
	0,045	0,027	3,812
	0,039	0,020	3,812
	0,033	0,014	3,812
	0,027	0,008	3,812
	0,021	0,002	3,812
	0,015	-0,004	3,812
	0,008	-0,010	3,812
	0,002	-0,016	3,812
	-0,005	-0,022	3,812
	-0,012	-0,028	3,812

**Table 2**

	<b>X</b>	<b>Y</b>	<b>Z</b>
	-0,018	-0,033	3,812
	-0,025	-0,039	3,812
	-0,032	-0,044	3,812
	-0,039	-0,049	3,812
	-0,047	-0,054	3,812
	-0,054	-0,058	3,812
	-0,062	-0,063	3,812
	-0,069	-0,067	3,812
	-0,077	-0,071	3,812
	-0,085	-0,075	3,812
	-0,093	-0,079	3,812
	-0,101	-0,082	3,812
	-0,109	-0,085	3,812
	-0,117	-0,088	3,812
	-0,125	-0,091	3,812
	-0,134	-0,093	3,812
	-0,142	-0,095	3,812
	-0,151	-0,096	3,812
	-0,160	-0,098	3,812
	-0,168	-0,098	3,812
	-0,177	-0,099	3,812
	-0,186	-0,099	3,812
	-0,195	-0,099	3,812
	-0,203	-0,098	3,812
	-0,212	-0,097	3,812
	-0,221	-0,095	3,812
	-0,229	-0,093	3,812
	-0,237	-0,090	3,812
	-0,239	-0,090	3,812
	-0,241	-0,089	3,812
	-0,242	-0,089	3,812
	-0,244	-0,088	3,812
	-0,246	-0,088	3,812
	-0,247	-0,087	3,812
	-0,249	-0,086	3,812
	-0,251	-0,086	3,812
	-0,252	-0,085	3,812
	-0,254	-0,084	3,812
	-0,256	-0,083	3,812
	-0,259	-0,082	3,812
	-0,262	-0,082	3,812
	-0,265	-0,081	3,812
	-0,268	-0,081	3,812
	-0,270	-0,081	3,812
	-0,273	-0,082	3,812
	-0,276	-0,083	3,812
	-0,278	-0,085	3,812
	-0,280	-0,087	3,812

**Table 2**

	<b>X</b>	<b>Y</b>	<b>Z</b>
	-0,282	-0,089	3,812
	-0,283	-0,092	3,812
	-0,283	-0,095	3,812
	-0,284	-0,098	3,812
	-0,283	-0,101	3,812
	-0,283	-0,103	3,812
	-0,282	-0,106	3,812
	-0,281	-0,109	3,812
<b>SECTION 7</b>			
	-0,275	-0,130	3,942
	-0,274	-0,132	3,942
	-0,273	-0,134	3,942
	-0,272	-0,135	3,942
	-0,270	-0,137	3,942
	-0,269	-0,139	3,942
	-0,268	-0,140	3,942
	-0,267	-0,142	3,942
	-0,266	-0,144	3,942
	-0,264	-0,146	3,942
	-0,263	-0,147	3,942
	-0,257	-0,156	3,942
	-0,250	-0,163	3,942
	-0,243	-0,171	3,942
	-0,235	-0,179	3,942
	-0,228	-0,185	3,942
	-0,220	-0,192	3,942
	-0,211	-0,198	3,942
	-0,202	-0,204	3,942
	-0,193	-0,209	3,942
	-0,184	-0,213	3,942
	-0,174	-0,217	3,942
	-0,164	-0,220	3,942
	-0,154	-0,223	3,942
	-0,144	-0,225	3,942
	-0,133	-0,226	3,942
	-0,123	-0,226	3,942
	-0,112	-0,225	3,942
	-0,102	-0,224	3,942
	-0,092	-0,222	3,942
	-0,082	-0,219	3,942
	-0,072	-0,216	3,942
	-0,062	-0,212	3,942
	-0,053	-0,207	3,942
	-0,044	-0,201	3,942
	-0,036	-0,195	3,942
	-0,028	-0,188	3,942
	-0,020	-0,181	3,942
	-0,013	-0,173	3,942

**Table 2**

	<b>X</b>	<b>Y</b>	<b>Z</b>
	-0,007	-0,165	3,942
	0,000	-0,157	3,942
	0,006	-0,148	3,942
	0,012	-0,140	3,942
	0,017	-0,131	3,942
	0,023	-0,122	3,942
	0,028	-0,113	3,942
	0,033	-0,104	3,942
	0,038	-0,094	3,942
	0,043	-0,085	3,942
	0,047	-0,076	3,942
	0,052	-0,067	3,942
	0,057	-0,057	3,942
	0,062	-0,048	3,942
	0,066	-0,039	3,942
	0,071	-0,029	3,942
	0,076	-0,020	3,942
	0,081	-0,011	3,942
	0,085	-0,002	3,942
	0,090	0,008	3,942
	0,095	0,017	3,942
	0,099	0,026	3,942
	0,104	0,036	3,942
	0,109	0,045	3,942
	0,113	0,054	3,942
	0,118	0,064	3,942
	0,123	0,073	3,942
	0,127	0,083	3,942
	0,132	0,092	3,942
	0,137	0,101	3,942
	0,141	0,111	3,942
	0,146	0,120	3,942
	0,151	0,129	3,942
	0,156	0,138	3,942
	0,160	0,148	3,942
	0,165	0,157	3,942
	0,170	0,166	3,942
	0,174	0,176	3,942
	0,179	0,185	3,942
	0,184	0,194	3,942
	0,189	0,204	3,942
	0,193	0,213	3,942
	0,198	0,222	3,942
	0,203	0,232	3,942
	0,207	0,241	3,942
	0,212	0,250	3,942
	0,217	0,260	3,942
	0,221	0,269	3,942

**Table 2**

	<b>X</b>	<b>Y</b>	<b>Z</b>
	0,226	0,278	3,942
	0,231	0,288	3,942
	0,235	0,297	3,942
	0,236	0,299	3,942
	0,237	0,301	3,942
	0,238	0,303	3,942
	0,239	0,305	3,942
	0,240	0,307	3,942
	0,240	0,309	3,942
	0,241	0,310	3,942
	0,242	0,312	3,942
	0,243	0,314	3,942
	0,244	0,316	3,942
	0,245	0,317	3,942
	0,245	0,319	3,942
	0,245	0,320	3,942
	0,245	0,322	3,942
	0,244	0,323	3,942
	0,243	0,325	3,942
	0,243	0,326	3,942
	0,242	0,327	3,942
	0,240	0,328	3,942
	0,239	0,329	3,942
	0,238	0,329	3,942
	0,236	0,329	3,942
	0,235	0,329	3,942
	0,233	0,329	3,942
	0,232	0,329	3,942
	0,230	0,328	3,942
	0,229	0,327	3,942
	0,228	0,326	3,942
	0,227	0,325	3,942
	0,227	0,323	3,942
	0,226	0,322	3,942
	0,225	0,320	3,942
	0,224	0,319	3,942
	0,223	0,317	3,942
	0,223	0,316	3,942
	0,222	0,315	3,942
	0,221	0,313	3,942
	0,220	0,312	3,942
	0,219	0,310	3,942
	0,215	0,303	3,942
	0,211	0,296	3,942
	0,207	0,288	3,942
	0,203	0,281	3,942
	0,199	0,274	3,942
	0,195	0,267	3,942

**Table 2**

	<b>X</b>	<b>Y</b>	<b>Z</b>
	0,191	0,259	3,942
	0,187	0,252	3,942
	0,183	0,245	3,942
	0,179	0,238	3,942
	0,174	0,231	3,942
	0,170	0,223	3,942
	0,166	0,216	3,942
	0,162	0,209	3,942
	0,157	0,202	3,942
	0,153	0,195	3,942
	0,149	0,188	3,942
	0,144	0,181	3,942
	0,140	0,174	3,942
	0,136	0,167	3,942
	0,131	0,160	3,942
	0,127	0,153	3,942
	0,122	0,146	3,942
	0,118	0,139	3,942
	0,113	0,132	3,942
	0,109	0,125	3,942
	0,104	0,118	3,942
	0,099	0,111	3,942
	0,095	0,104	3,942
	0,090	0,097	3,942
	0,085	0,090	3,942
	0,080	0,084	3,942
	0,075	0,077	3,942
	0,070	0,070	3,942
	0,065	0,064	3,942
	0,060	0,057	3,942
	0,055	0,051	3,942
	0,050	0,044	3,942
	0,045	0,038	3,942
	0,040	0,031	3,942
	0,034	0,025	3,942
	0,029	0,019	3,942
	0,023	0,013	3,942
	0,018	0,006	3,942
	0,012	0,000	3,942
	0,006	-0,006	3,942
	0,000	-0,012	3,942
	-0,006	-0,017	3,942
	-0,012	-0,023	3,942
	-0,018	-0,029	3,942
	-0,024	-0,034	3,942
	-0,030	-0,040	3,942
	-0,037	-0,045	3,942
	-0,043	-0,050	3,942

**Table 2**

	X	Y	Z
	-0,050	-0,055	3,942
	-0,057	-0,060	3,942
	-0,063	-0,065	3,942
	-0,070	-0,069	3,942
	-0,077	-0,074	3,942
	-0,085	-0,078	3,942
	-0,092	-0,082	3,942
	-0,099	-0,085	3,942
	-0,107	-0,089	3,942
	-0,115	-0,092	3,942
	-0,122	-0,095	3,942
	-0,130	-0,098	3,942
	-0,138	-0,100	3,942
	-0,146	-0,103	3,942
	-0,154	-0,104	3,942
	-0,162	-0,106	3,942
	-0,171	-0,107	3,942
	-0,179	-0,108	3,942
	-0,187	-0,109	3,942
	-0,195	-0,109	3,942
	-0,204	-0,109	3,942
	-0,212	-0,109	3,942
	-0,220	-0,108	3,942
	-0,228	-0,107	3,942
	-0,237	-0,105	3,942
	-0,238	-0,105	3,942
	-0,240	-0,104	3,942
	-0,241	-0,104	3,942
	-0,243	-0,104	3,942
	-0,245	-0,103	3,942
	-0,246	-0,103	3,942
	-0,248	-0,102	3,942
	-0,250	-0,102	3,942
	-0,251	-0,101	3,942
	-0,253	-0,101	3,942
	-0,255	-0,100	3,942
	-0,258	-0,100	3,942
	-0,261	-0,099	3,942
	-0,264	-0,099	3,942
	-0,266	-0,099	3,942
	-0,269	-0,100	3,942
	-0,272	-0,101	3,942
	-0,274	-0,102	3,942
	-0,276	-0,104	3,942
	-0,278	-0,107	3,942
	-0,279	-0,109	3,942
	-0,280	-0,112	3,942
	-0,280	-0,114	3,942

**Table 2**

	<b>X</b>	<b>Y</b>	<b>Z</b>
	-0,280	-0,117	3,942
	-0,279	-0,120	3,942
	-0,279	-0,123	3,942
	-0,278	-0,125	3,942
	-0,276	-0,128	3,942
<b>SECTION 8</b>			
	-0,272	-0,148	4,092
	-0,271	-0,150	4,092
	-0,270	-0,151	4,092
	-0,268	-0,153	4,092
	-0,267	-0,154	4,092
	-0,266	-0,156	4,092
	-0,264	-0,157	4,092
	-0,263	-0,158	4,092
	-0,262	-0,160	4,092
	-0,260	-0,161	4,092
	-0,259	-0,163	4,092
	-0,252	-0,170	4,092
	-0,245	-0,177	4,092
	-0,238	-0,184	4,092
	-0,230	-0,190	4,092
	-0,222	-0,196	4,092
	-0,214	-0,202	4,092
	-0,206	-0,208	4,092
	-0,198	-0,213	4,092
	-0,189	-0,218	4,092
	-0,180	-0,223	4,092
	-0,171	-0,226	4,092
	-0,162	-0,230	4,092
	-0,152	-0,233	4,092
	-0,143	-0,235	4,092
	-0,133	-0,236	4,092
	-0,123	-0,237	4,092
	-0,113	-0,237	4,092
	-0,103	-0,237	4,092
	-0,093	-0,235	4,092
	-0,084	-0,233	4,092
	-0,074	-0,230	4,092
	-0,065	-0,226	4,092
	-0,056	-0,221	4,092
	-0,048	-0,215	4,092
	-0,040	-0,209	4,092
	-0,033	-0,202	4,092
	-0,027	-0,195	4,092
	-0,020	-0,187	4,092
	-0,015	-0,179	4,092
	-0,009	-0,171	4,092
	-0,004	-0,162	4,092

**Table 2**

	<b>X</b>	<b>Y</b>	<b>Z</b>
	0,000	-0,153	4,092
	0,005	-0,144	4,092
	0,009	-0,135	4,092
	0,013	-0,126	4,092
	0,017	-0,117	4,092
	0,021	-0,108	4,092
	0,025	-0,099	4,092
	0,029	-0,090	4,092
	0,032	-0,081	4,092
	0,036	-0,072	4,092
	0,040	-0,062	4,092
	0,044	-0,053	4,092
	0,048	-0,044	4,092
	0,052	-0,035	4,092
	0,056	-0,026	4,092
	0,060	-0,017	4,092
	0,064	-0,008	4,092
	0,068	0,001	4,092
	0,072	0,010	4,092
	0,076	0,019	4,092
	0,080	0,029	4,092
	0,084	0,038	4,092
	0,088	0,047	4,092
	0,092	0,056	4,092
	0,097	0,065	4,092
	0,101	0,074	4,092
	0,105	0,083	4,092
	0,109	0,092	4,092
	0,113	0,101	4,092
	0,118	0,110	4,092
	0,122	0,119	4,092
	0,126	0,127	4,092
	0,131	0,136	4,092
	0,135	0,145	4,092
	0,139	0,154	4,092
	0,144	0,163	4,092
	0,148	0,172	4,092
	0,152	0,181	4,092
	0,157	0,190	4,092
	0,161	0,199	4,092
	0,165	0,208	4,092
	0,170	0,217	4,092
	0,174	0,226	4,092
	0,178	0,235	4,092
	0,182	0,244	4,092
	0,186	0,253	4,092
	0,190	0,262	4,092
	0,194	0,271	4,092

**Table 2**

	<b>X</b>	<b>Y</b>	<b>Z</b>
	0,195	0,273	4,092
	0,195	0,275	4,092
	0,196	0,277	4,092
	0,197	0,279	4,092
	0,198	0,280	4,092
	0,199	0,282	4,092
	0,199	0,284	4,092
	0,200	0,286	4,092
	0,201	0,288	4,092
	0,202	0,290	4,092
	0,202	0,291	4,092
	0,202	0,292	4,092
	0,202	0,294	4,092
	0,202	0,295	4,092
	0,201	0,296	4,092
	0,200	0,298	4,092
	0,200	0,299	4,092
	0,199	0,300	4,092
	0,197	0,301	4,092
	0,196	0,301	4,092
	0,195	0,301	4,092
	0,193	0,302	4,092
	0,192	0,301	4,092
	0,190	0,301	4,092
	0,189	0,300	4,092
	0,188	0,300	4,092
	0,187	0,299	4,092
	0,186	0,298	4,092
	0,185	0,297	4,092
	0,184	0,295	4,092
	0,184	0,294	4,092
	0,183	0,292	4,092
	0,182	0,291	4,092
	0,182	0,290	4,092
	0,181	0,288	4,092
	0,180	0,287	4,092
	0,180	0,285	4,092
	0,179	0,284	4,092
	0,178	0,283	4,092
	0,175	0,276	4,092
	0,172	0,269	4,092
	0,168	0,262	4,092
	0,165	0,255	4,092
	0,161	0,248	4,092
	0,158	0,241	4,092
	0,154	0,234	4,092
	0,150	0,227	4,092
	0,147	0,221	4,092

**Table 2**

	<b>X</b>	<b>Y</b>	<b>Z</b>
	0,143	0,214	4,092
	0,139	0,207	4,092
	0,136	0,200	4,092
	0,132	0,193	4,092
	0,128	0,187	4,092
	0,124	0,180	4,092
	0,121	0,173	4,092
	0,117	0,166	4,092
	0,113	0,160	4,092
	0,109	0,153	4,092
	0,105	0,146	4,092
	0,101	0,140	4,092
	0,097	0,133	4,092
	0,093	0,127	4,092
	0,088	0,120	4,092
	0,084	0,114	4,092
	0,080	0,107	4,092
	0,076	0,101	4,092
	0,071	0,094	4,092
	0,067	0,088	4,092
	0,063	0,081	4,092
	0,058	0,075	4,092
	0,054	0,069	4,092
	0,049	0,063	4,092
	0,045	0,056	4,092
	0,040	0,050	4,092
	0,035	0,044	4,092
	0,031	0,038	4,092
	0,026	0,032	4,092
	0,021	0,026	4,092
	0,016	0,020	4,092
	0,011	0,014	4,092
	0,006	0,008	4,092
	0,001	0,002	4,092
	-0,004	-0,004	4,092
	-0,010	-0,009	4,092
	-0,015	-0,015	4,092
	-0,020	-0,020	4,092
	-0,026	-0,026	4,092
	-0,032	-0,031	4,092
	-0,037	-0,036	4,092
	-0,043	-0,042	4,092
	-0,049	-0,047	4,092
	-0,055	-0,052	4,092
	-0,061	-0,057	4,092
	-0,067	-0,061	4,092
	-0,073	-0,066	4,092
	-0,079	-0,070	4,092

**Table 2**

	<b>X</b>	<b>Y</b>	<b>Z</b>
	-0,086	-0,075	4,092
	-0,092	-0,079	4,092
	-0,099	-0,083	4,092
	-0,106	-0,087	4,092
	-0,113	-0,090	4,092
	-0,120	-0,094	4,092
	-0,127	-0,097	4,092
	-0,134	-0,100	4,092
	-0,141	-0,103	4,092
	-0,148	-0,105	4,092
	-0,156	-0,108	4,092
	-0,163	-0,110	4,092
	-0,171	-0,112	4,092
	-0,178	-0,114	4,092
	-0,186	-0,115	4,092
	-0,193	-0,116	4,092
	-0,201	-0,117	4,092
	-0,209	-0,118	4,092
	-0,216	-0,118	4,092
	-0,224	-0,119	4,092
	-0,232	-0,119	4,092
	-0,240	-0,118	4,092
	-0,241	-0,118	4,092
	-0,243	-0,118	4,092
	-0,244	-0,118	4,092
	-0,246	-0,118	4,092
	-0,247	-0,118	4,092
	-0,249	-0,117	4,092
	-0,250	-0,117	4,092
	-0,252	-0,117	4,092
	-0,254	-0,117	4,092
	-0,255	-0,117	4,092
	-0,258	-0,116	4,092
	-0,261	-0,116	4,092
	-0,263	-0,116	4,092
	-0,266	-0,117	4,092
	-0,269	-0,117	4,092
	-0,271	-0,118	4,092
	-0,274	-0,120	4,092
	-0,276	-0,121	4,092
	-0,277	-0,123	4,092
	-0,279	-0,126	4,092
	-0,280	-0,128	4,092
	-0,280	-0,131	4,092
	-0,280	-0,134	4,092
	-0,279	-0,137	4,092
	-0,278	-0,139	4,092
	-0,277	-0,142	4,092

**Table 2**

	<b>X</b>	<b>Y</b>	<b>Z</b>
	-0,276	-0,144	4,092
	-0,274	-0,146	4,092

[0027] It should be understood that the finished HPT blade 42a does not necessarily include all the sections defined in Table 2. The tip 62 and the airfoil portion proximal the platform 64 may not be defined by a profile section 70. For example, in a particular embodiment in which the tip 62 is angled, multiple tip 62 cross-sections would not be defined by a profile section 70. Notably, it should be considered that the airfoil profile proximal to the platform 64 may vary due to several imposed constraints. However, the HPT blade 42a has an intermediate airfoil portion 68 defined between the platform 64 and the tip 62 thereof and which has a profile defined on the basis of at least the intermediate sections of the various blade profile sections 70 defined in Table 2.

[0028] It should be appreciated that the intermediate airfoil portion 68 of the HPT stage blade 42a is defined between the inner and outer gaspath walls 28 and 30, and that the wall 28 is partially defined by the blade platform. More specifically, the Z values defining the intermediate airfoil portion 68 in the region of the stacking line 46 fall within the range of Z=3.156 and Z=4.018 which are the z values defining the inner and outer gaspath walls 28 and 30 at the stacking line 46 (see Table 1). Therefore, the physical airfoil profile of HPT blade 42a includes at least Sections 3 to 6 of Table 2, and in another embodiment Sections 3 to 7. Sections 1, 2 and 8 and more are located either partly or completely located outside of the boundaries set by the inner and annular outer gaspath walls 28 and 30 at the HPT blade stacking line, but are provided, in part, to fully define the airfoil surface and, in part, to improve curve-fitting of the airfoil at its radially distal portions. The skilled reader will appreciate that a suitable fillet radius is to be applied between the wall 28 (i.e. blade platform) and the airfoil portion 54 of the blade 42a, and that a suitable blade tip clearance is to be provided between tip 62 and outer wall 30.

[0029] The numeric values provided in Tables 1 and 2 are expressed according to French convention - i.e. using a comma (",") to indicate the decimal place ("."). The

reader will appreciate, therefore, that "1,234" herein means "1.234" according to Anglo-American notation convention.

[0030] The above description is meant to be exemplary only, and one skilled in the art will recognize that changes may be made to the embodiments described without departing from the scope of the invention disclosed. For example, the airfoil and/or gaspath definitions of Tables 1 and 2 may be scaled geometrically, while maintaining the same proportional relationship and airfoil shape, for application to gas turbine engine of other sizes. Still other modifications which fall within the scope of the present invention will be apparent to those skilled in the art, in light of a review of this disclosure, and such modifications are intended to fall within the appended claims.

## CLAIMS:

1. A high pressure turbine blade for a gas turbine engine comprising an airfoil having an intermediate portion defined by a nominal profile substantially in accordance with Cartesian coordinate values of X, Y, and Z of Sections 3 to 7 set forth in Table 2, wherein the point of origin of the orthogonally related axes X, Y and Z is located at an intersection of a centerline of the gas turbine engine and a stacking line of the turbine blade, the Z values are radial distances measured along the stacking line, the X and Y are coordinate values defining the profile at each distance Z, wherein X and Y values define a set of points for each Z value which when connected by smooth continuing arcs define an airfoil profile section, the profile sections at the Z distances being joined smoothly with one another to form an airfoil shape of the intermediate portion.
2. The high pressure turbine blade as defined in claim 1, wherein the blade is a single stage high pressure turbine blade.
3. The high pressure turbine blade as defined in claim 1, wherein the X and Y values are scalable as a function of the same constant.
4. The high pressure turbine blade as defined in claim 1, wherein the X and Y coordinate values have a manufacturing tolerance of  $\pm 0.003$  inch.
5. The high pressure turbine blade as defined in claim 4, wherein the nominal profile defining the intermediate portion is for an uncoated airfoil, and wherein a coating having a thickness of 0.001 inch to 0.002 inch is applied to the uncoated airfoil.
6. A high pressure turbine blade for a gas turbine engine comprising an airfoil having an intermediate portion at least partly defined by a nominal profile substantially in accordance with Cartesian coordinate values of X, Y, and Z of Sections 3 to 7 set forth in Table 2, wherein the point of origin of the orthogonally related axes X, Y and Z is located at an intersection of a centerline of the gas turbine engine and a stacking line of the turbine blade in the engine, the Z values are radial distances measured along the stacking line of the airfoil, the X and Y are coordinate values defining the profile at each distance Z, and

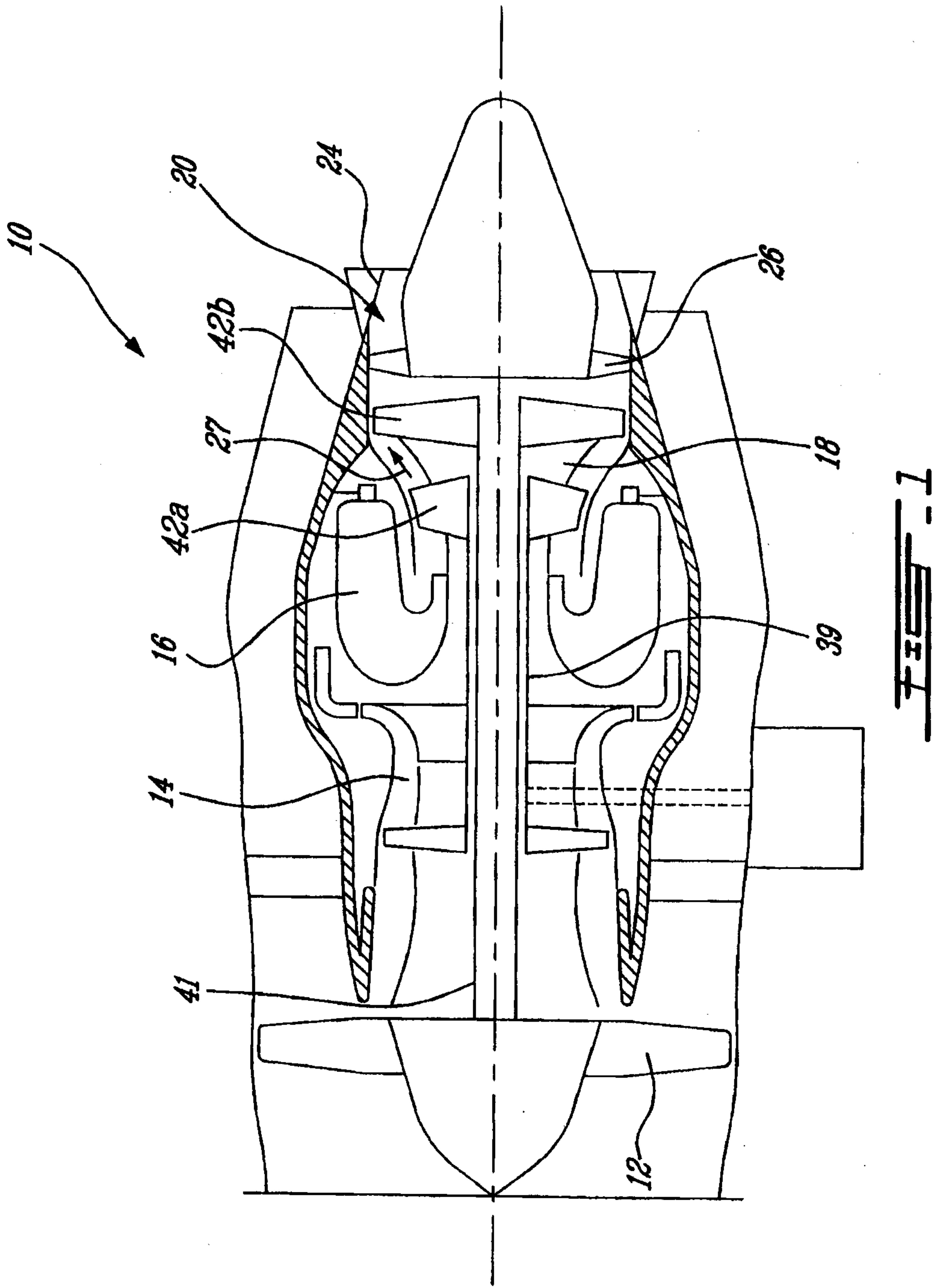
wherein the X and Y values are scalable as a function of the same constant, wherein X and Y values define a set of points for each Z value which when connected by smooth continuing arcs define an airfoil profile section, the profile sections at the Z distances being joined smoothly with one another to form an airfoil shape of the intermediate portion.

7. The high pressure turbine blade as defined in claim 6, wherein the blade is a single stage high pressure turbine blade.

8. The high pressure turbine blade as defined in claim 6, wherein the X and Y coordinate values have a manufacturing tolerance of  $\pm 0.003$  inch.

9. The high pressure turbine blade as defined in claim 8, wherein the nominal profile defining the intermediate portion is for an uncoated airfoil, and wherein a coating of 0.001 inch to 0.002 inch is applied to the uncoated airfoil.

10. A high pressure turbine rotor for a gas turbine engine comprising a plurality of blades extending from a rotor disc, each blade including an airfoil having an intermediate portion defined by a nominal profile substantially in accordance with Cartesian coordinate values of X, Y, and Z of Sections 3 to 7 set forth in Table 2, wherein the point of origin of the orthogonally related axes X, Y and Z is located at an intersection of a centerline of the gas turbine engine and a stacking line of the blades, the Z values are radial distances measured along the stacking line, the X and Y are coordinate values defining the profile at each distance Z.



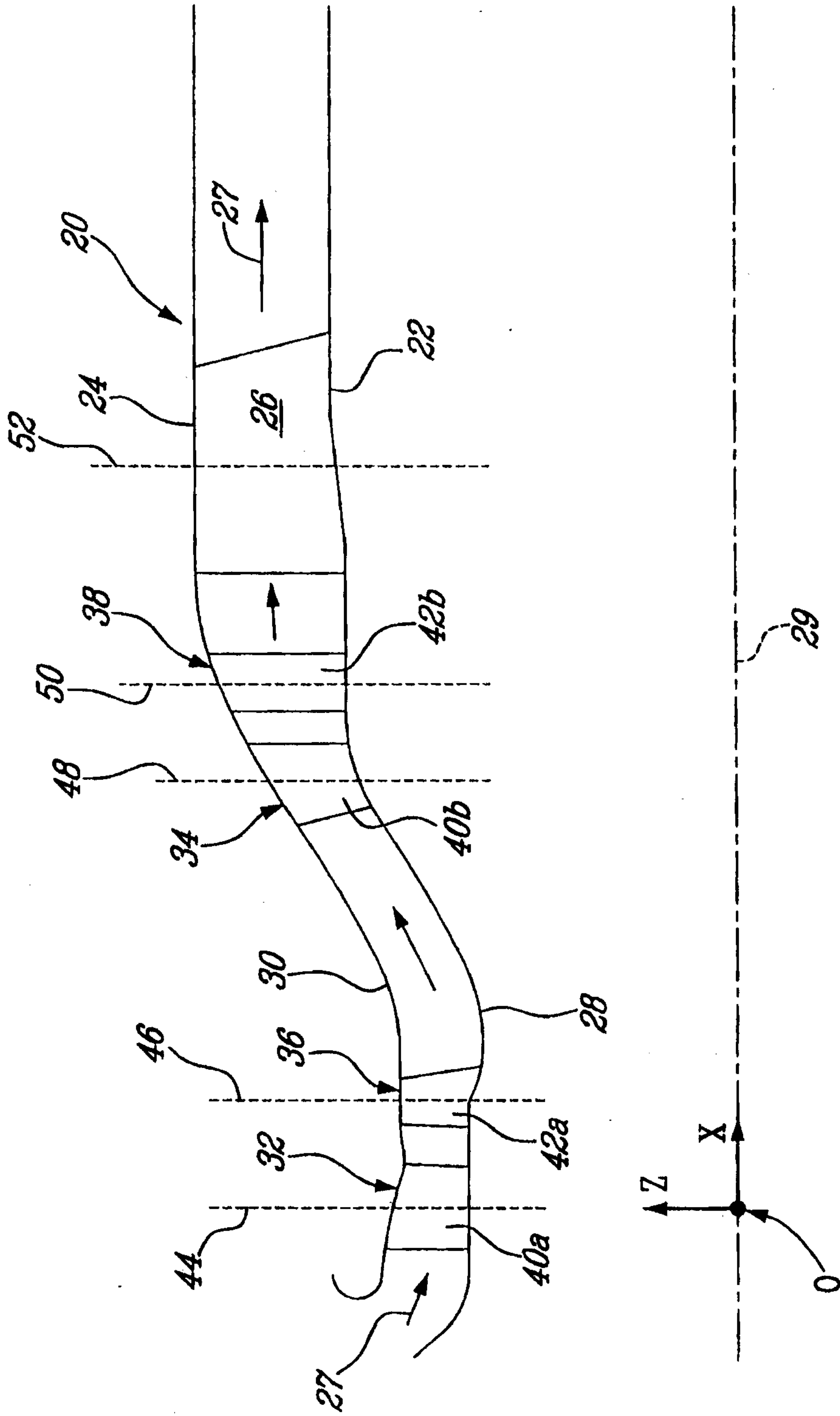


FIG. 2

3/3

