



US00D470747S

(12) **United States Design Patent**  
**Chi**

(10) **Patent No.:** **US D470,747 S**

(45) **Date of Patent:** **\*\* Feb. 25, 2003**

(54) **WHEEL OF OFFICE CHAIR**

D330,186 S \* 10/1992 May et al. .... D12/133  
D435,437 S \* 12/2000 Guile ..... D8/375

(76) Inventor: **Ching-Hui Chi**, No. 24-2, Hsi Wei  
Street, San Chung City, Taipei Hsien  
(TW)

\* cited by examiner

(\*\*) Term: **14 Years**

*Primary Examiner*—Pamela Burgess  
(74) *Attorney, Agent, or Firm*—Rosenberg, Klein & Lee

(21) Appl. No.: **29/157,060**

(57) **CLAIM**

(22) Filed: **Mar. 13, 2002**

The ornamental design for a wheel of office chair, as shown  
and described.

(51) **LOC (7) Cl.** ..... **08-05**

**DESCRIPTION**

(52) **U.S. Cl.** ..... **D8/375; D12/204**

(58) **Field of Search** ..... D8/375, 374; 280/281.1;  
D12/204, 207, 208, 133; D6/365, 366;  
16/34, 18 R, 18 CG, 29, 39, 27, 45, 31 R,  
18 A, 47; 248/129; 297/344.12

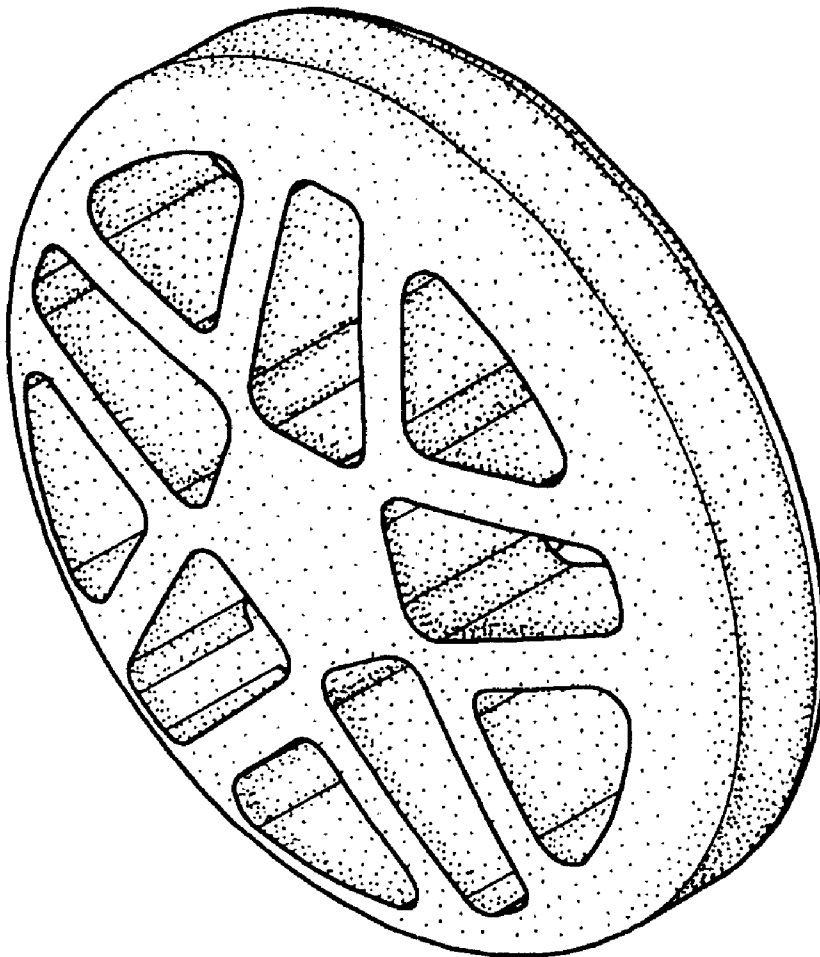
FIG. 1 is a perspective view of a wheel of office chair  
showing my new design;  
FIG. 2 is a front elevational view thereof;  
FIG. 3 is a rear elevational view thereof;  
FIG. 4 is a left side elevational view thereof;  
FIG. 5 is a right side elevational view thereof;  
FIG. 6 is a top plan view thereof; and,  
FIG. 7 is a bottom plan view thereof.

(56) **References Cited**

**U.S. PATENT DOCUMENTS**

4,153,267 A \* 5/1979 Hilber ..... 280/281.1  
D268,260 S \* 3/1983 Kerschbaum et al. .... D12/205

**1 Claim, 2 Drawing Sheets**



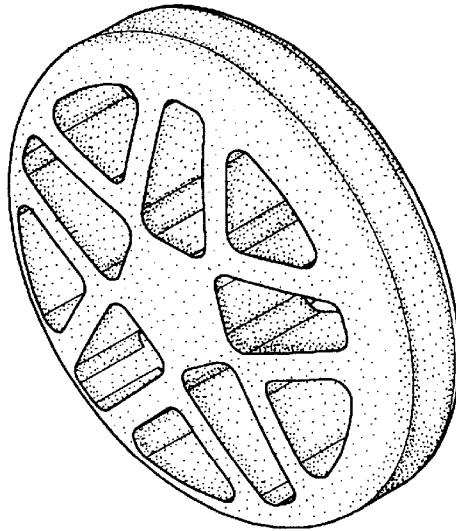


FIG. 1

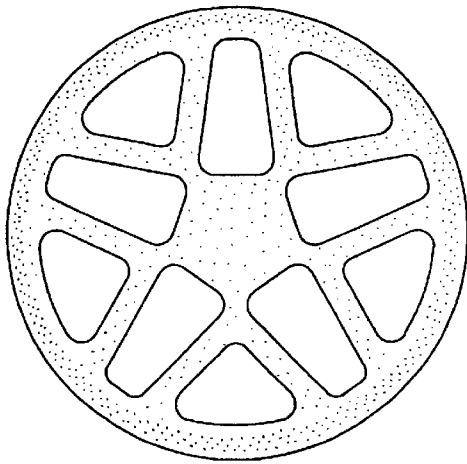


FIG. 2

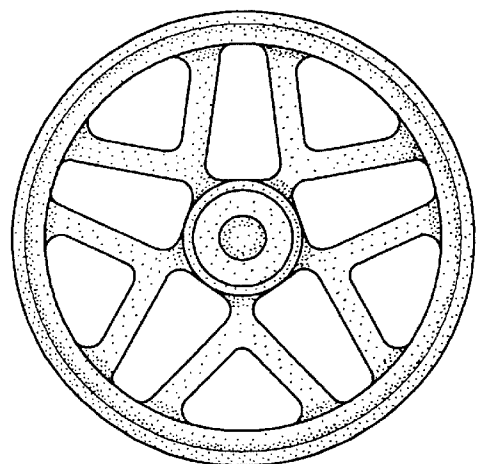
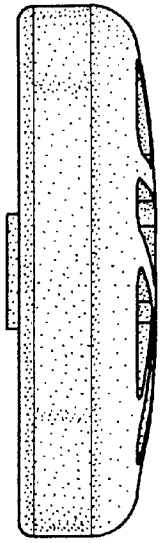
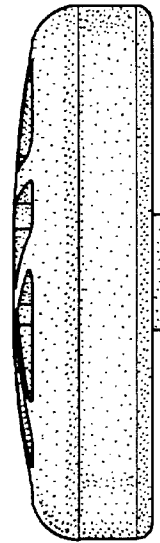


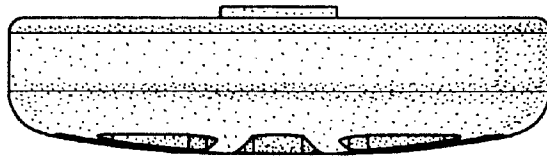
FIG. 3



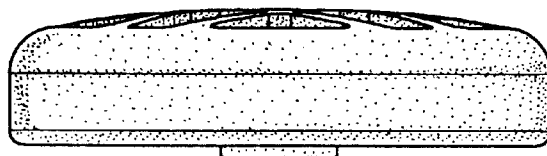
F I G . 4



F I G . 5



F I G . 6



F I G . 7