

A. BUCHWALD.
GARMENT HANGER.
APPLICATION FILED MAY 3, 1913.

1,096,018.

Patented May 12, 1914.

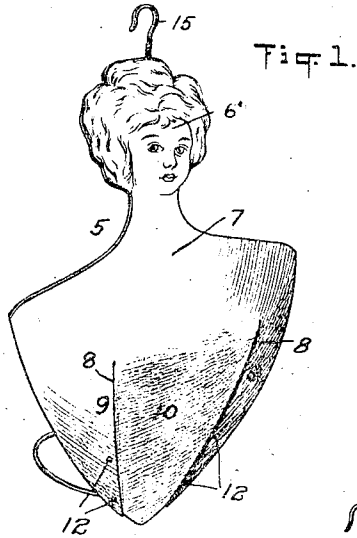


Fig 2.

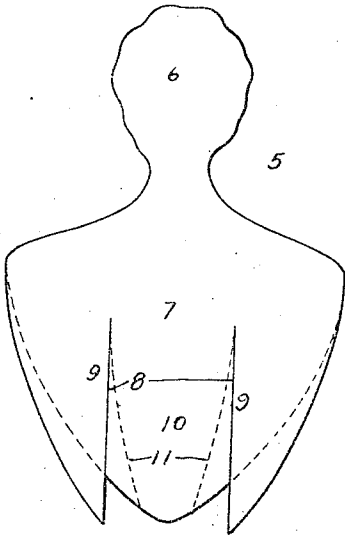
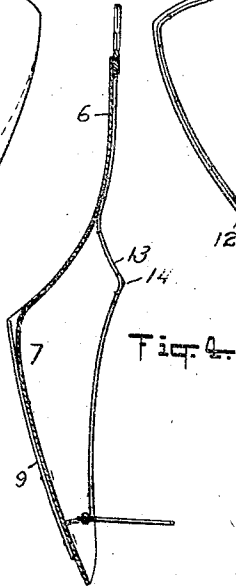
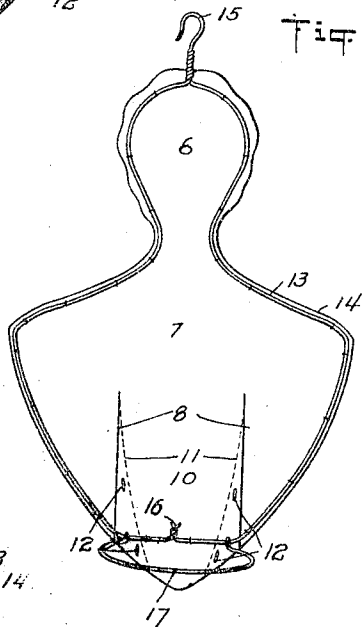


Fig 3.



WITNESSES

E. B. Marshall
E. B. Marshall

INVENTOR
ALEXANDER BUCHWALD
BY *Wm. L. Marshall*
ATTORNEYS

UNITED STATES PATENT OFFICE.

ALEXANDER BUCHWALD, OF NEW YORK, N. Y., ASSIGNOR OF ONE-HALF TO ISIDOR FRANK, OF NEW YORK, N. Y.

GARMENT-HANGER.

1,096,018.

Specification of Letters Patent.

Patented May 12, 1914.

Application filed May 3, 1913. Serial No. 765,232.

To all whom it may concern:

Be it known that I, ALEXANDER BUCHWALD, a citizen of the United States, and a resident of the city of New York, borough of Manhattan, in the county and State of New York, have invented a new and Improved Garment-Hanger, of which the following is a full, clear, and exact description.

My invention has for its object to provide a garment hanger cut from a cardboard blank, and bent to form a head and chest, the cardboard blank having a reinforcing member, and a hook by which it may be supported.

As the garment is hung on my hanger, the bent chest portion of the hanger will hold the chest portion of the garment out in normal position, and the head portion of the hanger will indicate the proportion and style of the garment relatively to the bust of a normal person. These garment hangers may be carried by salesmen on the road to show the styles of their garments under the most favorable condition, and as the garment hangers may be packed within each other, it is possible to store away a great number of these garment hangers in a very little space.

Additional objects of the invention will appear in the following complete specification, in which the preferred form of my invention is disclosed.

In the drawings similar characters of reference indicate corresponding parts in all the views, in which—

Figure 1 is a perspective view of my garment hanger; Fig. 2 is a rear view of the blank from which my garment hanger is manufactured; Fig. 3 is a rear view of the garment hanger after it has been bent and the fastening means and reinforcing member are secured in place; and Fig. 4 is a transverse vertical section of Fig. 3.

By referring to the drawings it will be seen that a blank 5 is provided, cut to form a head portion 6, and a chest portion 7, there being two vertical cuts 8 in the chest portion 7, extending upward from the bottom of the blank. The portions 9 at the outer sides of the cuts 8 are bent over the portion 10 of the blank between the cuts 8 to the dotted lines 11, and the portions 9 of the blank are secured in this position, by means of the fastening members 12. When this has been done a wire reinforcing member 13

is secured to the rear of the blank 5, adjacent its periphery 14, as will be seen by referring to Figs. 3 and 4 of the drawings. Extending upward from this reinforcing member 13 at the top of the blank 5, there is a hook 15, by which the garment hanger may be conveniently supported.

When the garment hanger has been constructed in the manner set forth, the front of the head portion 6, and the chest portion 7 of the garment hanger are decorated as may be desired, to illustrate the features and the body of a person.

These garment hangers may be conveniently carried by salesmen to exhibit the styles of the garments which they have for sale, and the hangers may be readily packed one within another, as the head portion 6 of one of the hangers may be disposed against the back of the head portion 6 of another hanger, and the chest portion 7 of one of the hangers may be disposed at the rear and within the bent chest portion 7 of the second hanger. However, if desired, the hangers may be carried flat as the terminals 16 of the wire reinforcing member 13 at the bottom of the hanger may be freed from each other, and the fastening members 12 may be removed, to flatten the garment hangers to permit of their being packed flat. Pivoted to the rear of the device there is a looped member 17, which when in horizontal position serves to hold extended the garment at the waist. This looped member 17 may be folded against the blank when not in use and to assist in packing.

Having thus described my invention, I claim as new and desire to secure by Letters Patent:

1. In a garment hanger, a blank cut to form the head portion and body portion of a person and with the body portion bent to a natural position, a wire extending around the periphery of the blank on the head portion and on the body portion for reinforcing the blank, means for securing the wire to the blank, a transverse looped member pivoted to the wire and adapted to be extended rearwardly for holding in position the back of a gown disposed on the hanger and a hook secured to the wire by which the hanger may be supported.

2. In a garment hanger, a member cut and decorated to form a head portion and body portion of a person, a reinforcing

member secured to the first member adjacent its periphery and having a hook member, and a looped member pivoted to the reinforcing member and normally extending rearwardly from the first member for the purpose specified.

In testimony whereof I have signed my

name to this specification in the presence of two subscribing witnesses.

ALEXANDER BUCHWALD.

Witnesses:

EVERARD B. MARSHALL,
PHILIP D. ROLLHAUS.