



US00D453055S

(12) **United States Design Patent**
Ode

(10) **Patent No.:** **US D453,055 S**

(45) **Date of Patent:** **** Jan. 22, 2002**

(54) **COOLING VEST**

6,000,395 A * 12/1999 Brown 128/202.19
D422,666 S * 4/2000 Wagner D21/805

(76) Inventor: **April Ode**, P.O. Box 1693, Lake
Havasu City, AZ (US) 86405-1693

OTHER PUBLICATIONS

Lab Safety Supply catalog, Janesville WI, 1987; Air Distri-
bution Cooling Vest, item #D5402, p. 31.*

(**) Term: **14 Years**

* cited by examiner

(21) Appl. No.: **29/125,352**

(22) Filed: **Jun. 27, 2000**

Primary Examiner—Louis S. Zarfes

Assistant Examiner—Robert A. Delehanty

(51) **LOC (7) Cl.** **02-02**

(52) **U.S. Cl.** **D29/101.4; D2/829**

(74) *Attorney, Agent, or Firm*—Jeffrey Weiss; Jeffrey D.
Moy; Weiss & Moy, P.C.

(58) **Field of Search** D29/100, 101.1,
D29/101.2, 101.3, 101.4, 122, 124; D2/732,
750-752, 828-829; 2/455-457, 463, 92,
102, 103, 460-462, 265, 268, 913; 182/3-4;
D21/805

(57) **CLAIM**

The ornamental design for a cooling vest, as shown and
described.

(56) **References Cited**

DESCRIPTION

U.S. PATENT DOCUMENTS

| | | | | | | |
|-----------|---|---|---------|--------------------|-------|------------|
| 3,610,323 | A | * | 10/1971 | Troyer | | 165/46 |
| 4,019,508 | A | * | 4/1977 | Estephanian et al. | .. | 128/202.19 |
| 4,246,672 | A | * | 1/1981 | Fujiyama et al. | | 441/98 |
| 4,453,271 | A | * | 6/1984 | Donzis | | 2/456 |
| 4,741,333 | A | * | 5/1988 | Suzuki et al. | | 2/69.5 X |
| 5,411,493 | A | * | 5/1995 | Rodriguez | | 2/102 X |
| 5,871,526 | A | * | 2/1999 | Gibbs et al. | | 607/104 |
| 5,926,846 | A | * | 7/1999 | Segal | | 2/102 |
| 5,970,519 | A | * | 10/1999 | Weber | | 2/102 X |

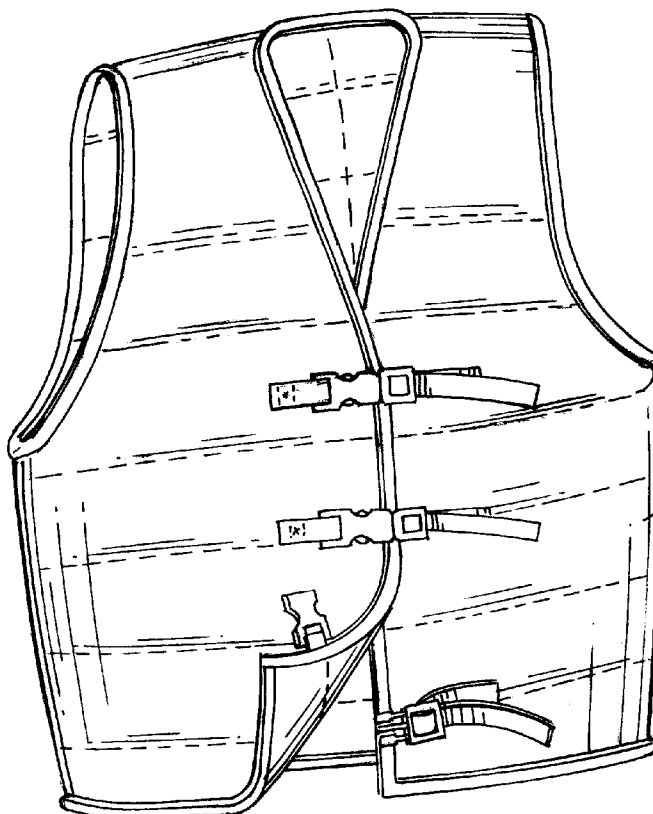
FIG. 1 is a front, perspective view of a cooling vest in a flat
condition showing my new design;

FIG. 2 is a back, perspective view of the cooling vest of FIG.
1; and,

FIG. 3 is a perspective view of the cooling vest shown in a
closed position in an enlarged condition upon soaking in
water as instructed for use.

The broken lines on the straps and garment in the drawing
are understood to represent stitching.

1 Claim, 1 Drawing Sheet



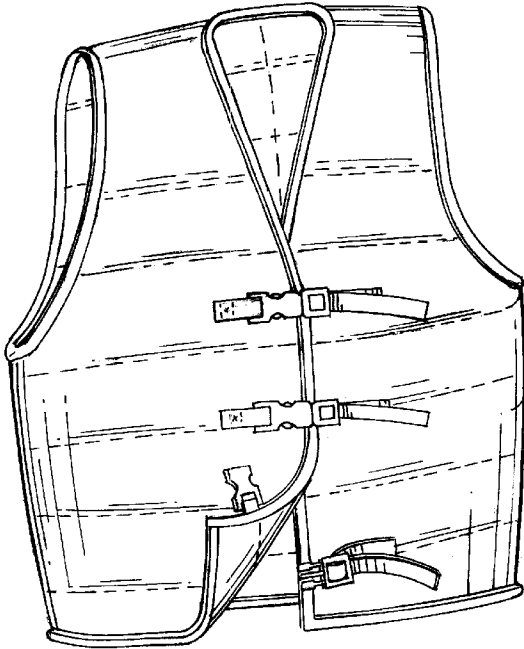


Fig. 1

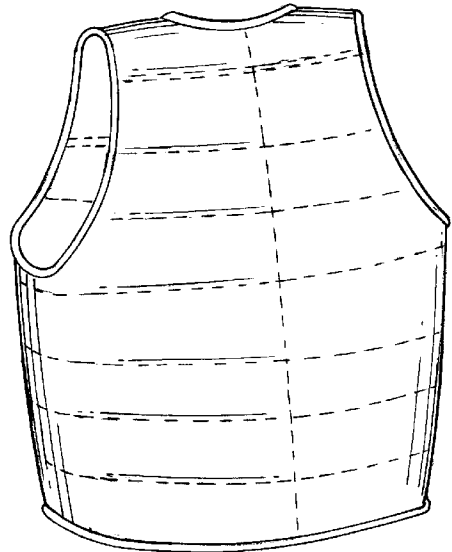


Fig. 2

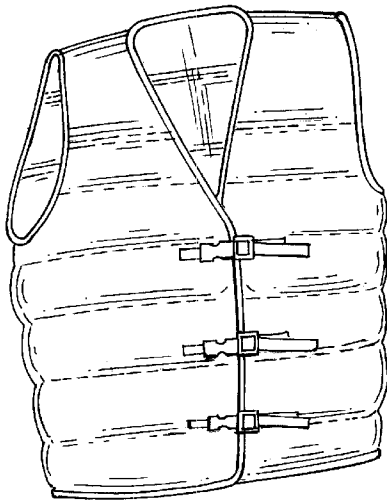


Fig. 3