

(19) World Intellectual Property Organization
International Bureau



(43) International Publication Date
13 January 2005 (13.01.2005)

PCT

(10) International Publication Number
WO 2005/003944 A1

(51) International Patent Classification⁷: **G06F 3/023**, 3/033

(21) International Application Number:
PCT/IB2003/002563

(22) International Filing Date: 1 July 2003 (01.07.2003)

(25) Filing Language: English

(26) Publication Language: English

(71) Applicant (for all designated States except US): **NOKIA CORPORATION** [FI/FI]; Keilalahdentie 4, FIN-02150 Espoo (FI).

(72) Inventor; and

(75) Inventor/Applicant (for US only): **FABRITIUS, Henna** [FI/FI]; Helenankatu 4 a 8, FIN-33100 Tampere (FI).

(74) Agent: **KURIG, Thomas**; Becker, Kurig, Straus, Bavari-
astrasse 7, 80336 München (DE).

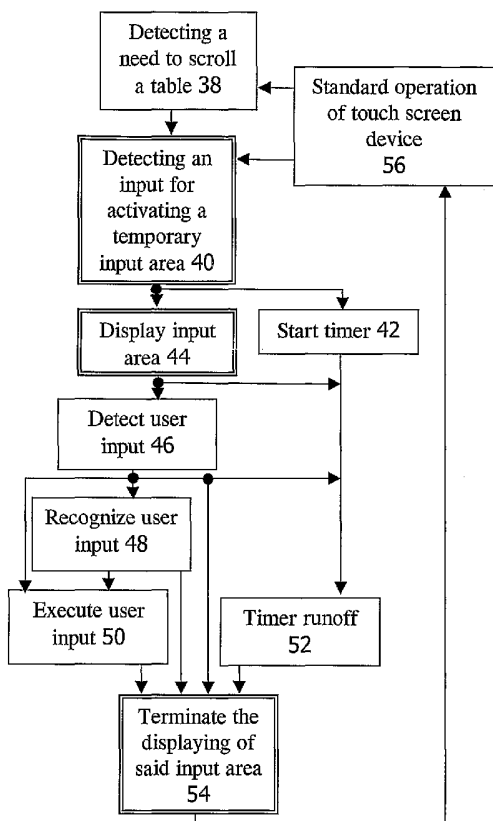
(81) Designated States (national): AE, AG, AL, AM, AT, AU, AZ, BA, BB, BG, BR, BY, BZ, CA, CH, CN, CO, CR, CU, CZ, DE, DK, DM, DZ, EC, EE, ES, FI, GB, GD, GE, GH, GM, HR, HU, ID, IL, IN, IS, JP, KE, KG, KP, KR, KZ, LC, LK, LR, LS, LT, LU, LV, MA, MD, MG, MK, MN, MW, MX, MZ, NI, NO, NZ, OM, PG, PH, PL, PT, RO, RU, SC, SD, SE, SG, SK, SL, TJ, TM, TN, TR, TT, TZ, UA, UG, US, UZ, VC, VN, YU, ZA, ZM, ZW.

(84) Designated States (regional): ARIPO patent (GH, GM, KE, LS, MW, MZ, SD, SL, SZ, TZ, UG, ZM, ZW), Eurasian patent (AM, AZ, BY, KG, KZ, MD, RU, TJ, TM), European patent (AT, BE, BG, CH, CY, CZ, DE, DK, EE, ES, FI, FR, GB, GR, HU, IE, IT, LU, MC, NL, PT, RO, SE, SI, SK, TR), OAPI patent (BF, BJ, CF, CG, CI, CM, GA, GN, GQ, GW, ML, MR, NE, SN, TD, TG).

Published:
— with international search report

For two-letter codes and other abbreviations, refer to the "Guidance Notes on Codes and Abbreviations" appearing at the beginning of each regular issue of the PCT Gazette.

(54) Title: METHOD AND DEVICE FOR OPERATING A USER-INPUT AREA ON AN ELECTRONIC DISPLAY DEVICE



(57) Abstract: There is disclosed a method and a device for inputting a character into an electronic device, said method comprising detecting an input, activating a temporary input area upon detection of said input, displaying said temporary input area on a display of said electronic device, and terminating the display and deactivating said temporary input area in case that a relevant event is detected. The relevant event may be another user-input.

WO 2005/003944 A1

Method and device for operating a user-input area on an electronic display device

5

The present invention relates to the field of electronic devices having a display. It also relates to electronic devices and keyboard-less electronic devices in a portable environment with a minimized use of a key-based entry. More specifically, the invention relates to a simple method to provide a user with a user interface (UI), wherein a conventional touch interaction based user interface is further developed and modified for a simpler input of characters and a faster scrolling or pre-selection of lists. The invention further relates to an electronic device offering a keyboard-less user interface as an alternative to keypad and display combinations. The present invention also relates to a user interface design for e.g. pen interaction with a touch screen device.

15

An electronic device typically includes applications where searching of a particular piece of information is required. "Contacts" is an example of such an application. In devices having a keypad, the search function can be implemented as a search bar, where the user can input letters to modify the search. Such a concept is not very useful in devices that do not have a keypad but only alternative input such as e.g. a touch screen.

20

The state of the art encompasses some electronic touch screen devices that are configured to show a special alpha toolbar adjacent below or at a side of the list in a list-based application. The toolbar can display characters in groups (ABC, DEF, GHI...) and tapping of a group scrolls the contact list accordingly. Following to the selection of a group the list hops to the entry beginning with the first character of the group. Alternatively all characters of said group can be displayed in a sub-menu for selection. Another alternative solution provided by the state of the art is based on the T9 logic. The problem of this solution is that it takes much space in the user interface and it can only be used in situations where searching is very efficient - like the contacts application.

25

An efficient search in general lists is much more complicated in keyboard-less devices, since screen-based text input components take up space on the screen and text entry through them is slow.

30

All the above approaches for screen-based text input components have in common that they

permanently require space in the user interface i.e. the touch screen, or adjacent to the screen e.g. in a pressure sensitive touch pad. Therefore, a screen-based text user-input component is needed to overcome these problems.

- 5 It is desirable to have a method enabling a user to efficiently search lists in electronic devices and in keyboard-less devices, without the need to waste much space of the display for a screen-based user-input component.

It is further desirable to have a text user-input component that enables fast text entry.

10

It is desirable to have a method enabling a user to efficiently search tables in electronic devices and in keyboard-less devices, without the need to permanently waste much space of the device for a user-input only component.

- 15 It is desirable to have a method enabling a user to efficiently search tables via pen interaction with a touch screen in electronic devices and in keyboard-less electronic devices, without the need to permanently waste much space of the display for a screen-based user-input component.

- 20 According to a first aspect of the present invention, a method for fast and simple user-input in an electronic display device is provided. The method comprises detecting of an input, activating an input area, displaying said component and terminating the display of said component.

- 25 By detecting an input for activating an input area, a user can request a simplified user-input interface. The input can be performed by an input, a 'tactile input', a touch related input or via a button i.e. a search button with an icon displayed on said display. The input can be performed e.g. via a mouse, a trackball, a touch pad or even a touch screen display. The input for activating an input area can be a combined scroll bar and a search button. The expression 'tactile' can refer to a user interface design for e.g. pen interaction with a touch screen device. The search button can be placed adjacent below or over the scroll bar. In case of a horizontal scroll bar, the search
30 button can be placed adjacent to the left or right of the scroll bar. When placed besides a scroll bar, the search button requires no extra space, hence it is useable even in applications where a search function is not normally needed.

- 35 In the following and in the claims the expression 'input' is used to denote an input to activate and display the input area. In the following and in the claims the expression 'user-input' is used to denote an input provided by said input area (e.g. for entering a character, scrolling the list).

By displaying said input area on a display of said device, said input area defines an area in said display (e.g. a "window") indicating that a user-input can be performed. This can be performed by opening a semi-transparent window that opens at a location where the user can user-input a character to (re)define the search on activating the search button. The input area can be a touch sensitive select pad or a write pad (i.e. a character recognition area). The input area can be integrated into the display or can be placed adjacent to said display on said device.

The input area can indicate the activation of a voice enabled user-input option.

In another example embodiment said method further comprises outputting an audio signal that is related to said displaying of said temporary input area on a display of said electronic device. In case of eg a voice user-input, the actual input area can also be implemented by audio messaging, so that a user can hear a simple beep or a spoken message that would indicate that a voice input area is now activated and ready for user-input. In this case a visual indication is not necessarily needed.

By activating a temporary input area on said device upon detection of said input, said input area can be provided with an increased resolution as regards pressure or location for a user-input to enable a user to perform e.g. a handwrite- or selection user-input into the device. This can be performed by increasing or adapting the processing of pressure information received from the input area. Similarly a voice user-input can be provided with an increased resolution as regards frequency, signal strength or frequency distribution to enable a user to perform a voice user-input into the device.

The input area can be temporarily brought on top of the actual content, so none of the space provided by the display has to be sacrificed to an input area permanently.

The basic method is terminated by closing the input area, (i.e. terminating the display of said temporary input area) in case that a relevant event is detected, thereby also deactivating the temporary input area. The relevant event encompasses a detected input, a detected user-input or a detected and recognized user-input, or the expiry of a certain period of time. The closing of the input area can also be performed in case of a relevant event defined as a 'close input area' input (outside the input area) or user-input (inside said input area). This may be embodied by a 'close' button or an 'ok' button provided within said temporary input area or within said display. Thus, a user may close the window by performing a respective input or user-input. It may be noted that the definition of the relevant event may comprise also a detected "non input", wherein the input area is closed in a timer controlled manner after lapse of a certain period of time. The relevant event can be a user-input directed to enter or select a character, an input or a user-input to close

the input area, or a lacking of any input, indicating that the input area is not needed.

It may be noted that the benefits of the method are achieved in a device that does not have a keypad, but it can also be used in a device that has a keypad.

5

Another example embodiment of the electronic device is a touch screen device having a touch screen display. In another example embodiment of the present invention said temporary input area is displayed on said touch screen and said temporary input area is configured for a user-input via said temporary touch screen display.

10

By displaying said input area on a display of said device, said input area defines an area in said touch screen (e.g. a "window") indicating that a tactile or touch related user-input can be performed. This can be performed by opening a (e.g. semi-transparent) window that opens at a location where the user can user-input a character to (re)define the search on activating the search button. The input area can be a touch sensitive select pad or a write pad (i.e. a character recognition area). In case of an input area for a tactile user-input, said tactile user-input may be performed via a pen moved on the surface of said touch screen display.

15

By activating a temporary input area on a touch screen of said touch screen device upon detection of said input, said input area is provided with an increased resolution as regards pressure or location for a tactile user-input to enable a user to perform a handwrite- or selection user-input into said touch screen. This can be performed by increasing or adapting the processing of pressure information received from the area of the touch screen display said window is displayed in.

20

25

The input area is temporarily brought on top of the actual content, so that none of the space provided by the touch screen display has to be sacrificed to an input area permanently.

In another example embodiment, the method of the present invention further comprises depicting a scroll bar and a button for a search option (i.e. the search button) on the display (e.g. a touch screen) in the area that is normally reserved for a scroll bar. By using a search option, the detection of an input for activating a temporary input area can be performed by detecting an input in said search option. The depiction of the search option does not require any additional space in the user interface, which is a benefit of the invention. Since it is used for one-letter search and not entering of a search string, it can be simplified and optimized for this purpose.

30

35

In another example embodiment a scrollbar is depicted on said display (e.g. a touch screen),

wherein said button for a search option is depicted adjacent to said scroll bar. In another example embodiment said button for a search option is depicted over said scroll bar. In another example embodiment said button for a search option is depicted under said scroll bar. In another example embodiment said button for a search option is depicted left to said scroll bar. In another example
5 embodiment said button for a search option is depicted right to said scroll bar.

An alpha search enhanced scroll bar is a combination of a scroll bar and a search button. When pressed, the search button expands into a small input area for choosing a character. Once a character has been entered, the list can automatically scroll accordingly and the input area can be
10 closed.

The invention may be implemented as a character search enhanced scroll bar in a combination of a scroll bar and a search button. When pressed, the search button expands into a small input area and the user can choose or user-input one (or more) character (s). Once one or more characters
15 have been entered, the list automatically scrolls accordingly and the search component closes. It is possible to implement two search buttons in the scroll bar one for multi letter user-input and one for a one-letter user-input. One can be located on top and the other one can be located on the bottom of the search bar.

20 More than one character may be entered in the handwrite-recognition by writing in one place without following a line. In the character selection input area a user-input can be made by leading the user-input pen in a polygon, with corners or rest points denoting the elements of a word intro. A touch sensitive input area can be closed on detecting that the user retracts or lifts the pen from the touch sensitive surface, e.g. for longer than 2/10 of a second. In case of a touch sensitive
25 input area, the input area can be closed on detecting zigzag movements on the input area imitating a crossing out movement.

In another example embodiment the method further comprises detecting if a keyboard is connected to said device and suppressing the display of said search option, if a keyboard is
30 connected. Thereby a feature manager application allows the user interface to display suitable controls for the device, depending on whether there is a keyboard available or not. Therefore, this control option "search button" should only appear when there is no keyboard in use.

In another example embodiment said method further comprises detecting a user-input related to said input area and executing an action related to said user-input. The detection of the user-input
35 can further comprise recognizing said user-input. The recognition can comprise an identifying of a position of user-input or recognition of handwriting. The user-input related to said input area

can be a touch pad or a touch screen user-input. The user-input related to said temporary input area can be a voice user-input. The latter option requires speech recognition capabilities.

In another example embodiment, said input area comprises handwriting recognition capabilities.

5 Then the method comprises the recognition of handwriting in the input area, as an additional step. In case of a touch screen display the handwriting recognition input area can be depicted as a bordered area. The handwriting recognition input area can be the whole touch screen display, wherein a change of a background color, a change of a display illumination, a text in a newscaster or a replayed announcement may indicate an active handwriting recognition
10 capability.

In another example embodiment said input area comprises the depiction of a number of selectable user-input choices. This may be implemented by a character selector, offering a number of user-input options for selection. The user-input selector can comprise the alphabet, a
15 QWERTY keyboard, an ITU-T keypad or a selection of available user-inputs.

It is also possible to combine both types of input areas with a combined functionality, so the input area comprises a number of selectable user-input options e.g. characters and the device analyses the user-input for a single dot- (or polygon-) like user-input according to the presented
20 characters, indicating a selection or the device analyzes the user-input for a drawing movement indicating a handwriting user-input. This combination is simple and can be implemented as the handwriting area requires no structure in the input area and both user-inputs can easily be distinguished. So, a user can simply write or draw over the "keyboard" depicted in the input area on the touch screen display for handwriting user-input.

25 In another example embodiment of the present invention said input area is displayed in a semi-transparent manner superimposed on the standard display area. The input area can also be displayed in a non-transparent manner over the standard display contents. A semi transparent depiction enables the user to use the whole display area for reading and use the touch screen
30 user-input for at least one of the superimposed layers. The foreground may be depicted in a semi-transparent manner and the background may show through the input area. It is also possible to use different colors for the two layers so that e.g. a light green writing represents the foreground and a dark red writing represents a background. Both layers can be depicted with contrasting colors, contrasting contrast or the like.

35 The overlying layers may be implemented by a bold font in the background and a delicate font in the foreground in contrasting colors on a background contrasting both. So, a user can read both

writings, as the tiny slim foreground font can not cover the bolt background font and the bolt background font can not hide behind said tiny slim foreground, whereby both texts can be read.

5 According to yet another aspect of the invention, a software tool is provided comprising program code means for carrying out the method of the preceding description when said program product is run on a computer or a network device.

10 According to another aspect of the present invention, a computer program product downloadable from a server for carrying out the method of the preceding description is provided, which comprises program code means for performing all of the steps of the preceding methods when said program is run on a computer or a network device.

15 According to yet another aspect of the invention, a computer program product is provided comprising program code means stored on a computer readable medium for carrying out the methods of the preceding description, when said program product is run on a computer or a network device.

20 According to another aspect of the present invention a computer data signal is provided. The computer data signal is embodied in a carrier wave and represents a program that makes the computer perform the steps of the method contained in the preceding description, when said computer program is run on a computer, or a network device.

25 According to another aspect of the present invention an electronic display device is provided. The display device comprises a central processing unit, a display and input means to operate or perform a user-input, which both are connected to said central processing unit. The display and said input means to operate an input are configured to act as an interface between said central processing unit and a user. The electronic device further comprises detecting means for detecting an input and to display an input for activating an input area, activating and operating said input area by displaying said input area on said display, means for detecting and recognizing a user-
30 input related to said input area, and means for executing an action related to said user-input and terminate the display of said input area, in case that a relevant input or user-input event is detected.

35 In another example embodiment of said electronic device, said display and said input means to operate and preferably detect an input are comprised by a touch screen display. Thus, the electronic device requires only a single user interface. Preferably, said display and said input means to operate and preferably detect an input and said component to detect user-input are

comprised by a touch screen display.

In another example embodiment of the present invention said electronic device is configured to depict a scroll bar on the display. By using a scroll bar, the user device can be used to quickly
5 access lists and tables by scrolling.

In yet another example embodiment of the present invention said electronic device is configured to depict a button for a search option on the display, wherein the detection of an input for activating said temporary input area is performed by detecting an input on said button, e.g. via
10 mouse, a trackball, a track roll or a touch pad.

In another example embodiment said electronic device is configured to depict said scroll bar and said button for a search option on the display in the area that is normally reserved for a scroll bar button. Thereby a user can use the scrollbar and the button for the search option without the need
15 to sacrifice a part of the display area for providing said button or for providing said input area.

In yet another example embodiment said electronic device is configured to depict said button for a search option just under said scroll bar on the display. In one example embodiment said electronic device is configured to depict said button for a search option just over or overlying
20 said scroll bar on the display.

In another additional example embodiment said electronic device is configured to display said temporary input area on said (e.g. touch screen) in a semi-transparent manner superimposed over the standard display area. Thus, upon activating said search button a semi transparent window is
25 opened where the user can user-input a character to (re)define an user-input such as a search in a table.

In yet another example embodiment said electronic device is a keypad less electronic device. Preferably said electronic device is a keyboard less electronic device. It may be noted that the
30 benefits of the method are achieved in a device that does not have a keypad, but it can also be used and achieved in a device that has a keypad

In another example embodiment said electronic device further comprises an audio signal transducer that is connected to said central processing unit. The audio transducer can generate an
35 audio signal that is related to said temporary input area. By using an audio transducer, the device can output an audio signal when displaying or activating said temporary input area. By using an audio transducer, the device can further output an audio signal when terminating the displaying

of said temporary input area.

In the following, the invention will be described in detail by referring to the enclosed drawings in which:

5

Figure 1 is a flowchart of the method according to one embodiment of the present invention,

Figures 2 to 6 are examples of a device and the interface for a user interaction according to other embodiments of the present invention, and

10

Figure 7 is an additional example of a device and the interface for accessing of tables according to another embodiment of the present invention.

Figure 1 is a flowchart of the method according to one embodiment of the present invention. To provide as much information as possible, a double outlining emphasizes the basic elements 40, 44 and 54 of the method. All of the other elements may be economized in different combinations.

15

The method starts with the detection 38 of a need to scroll a table. This need may occur in case of lists (i.e. one-column tables such as telephone number lists), in case of a database program or a table based program. The need to scroll a table can be accompanied in conventional applications by the depiction of a scrollbar in said display. According to the present invention there is also depicted with the scroll bar (in or adjacent to the scrollbar) a search button on said display.

20

The method proceeds with the detection or the reception 40 of a (e.g. tactile) input for activating a temporary input area, e.g. by an activation of said search button e.g. by mouse cursor or touch screen input. Following that the device opens 44 an input area on the display. The input area can be a character selector i.e. a field presenting a number of characters for selection and/or a hand writing recognition window.

25

The opening of the input area can be accompanied with the starting 42 of a timer. If the timer is started and no user-input is detected the input area can be closed 54 after the runoff 52 of said timer. The input area can be closed 54 after the runoff 52 of said timer, even if a user-input has been started but not terminated, notwithstanding the state the device is actually in.

30

In the following it is assumed, that a user performs 46 a user-input.

35

In case that the input area acts as a character selector, the user-input can actually be executed

after detection of the user-input, as a recognition operation is not necessary and the input area can be closed 54.

5 In case that the input area acts as a hand writing recognition window, the user-input is to be recognized 48 by the device and can be executed 50 after the recognition 48 of the user-input and the input area can be closed 54.

It may be noted that the execution of the user-input can be performed after, before or simultaneous with the closing of the input area.

10

Finally the device and the display contents return to the normal operation 56, ready for detecting a next need to scroll a table or for receiving a next input for requesting an input area. This depends on the actually selected application running on the electronic device.

15 Figure 2 represents a top view of a keyboard-less or keypad-less electronic device. The figure represents a front view of the device, wherein a display (here a touch screen) 2 occupies the whole front side of the device. Therefore internal elements such as a processing unit, a power supply and the like are not depicted but omitted. In the display there is depicted a list of names 4 e.g. of a contact application or the like. The device comprises a scroll bar 6 that can be provided in the (touch screen) display itself. The scroll bar may also be provided as a mechano-electrical
20 input feature besides of the display 2. According to the invention, a search button 8 is provided in the device. The search button 8 can be provided as an in-screen feature or as an extra button on the housing of the device. The search button 8 can be provided with an icon such as a magnifying glass. The drawing shows a selection list 4 and a scroll bar 6. At the bottom of the scroll bar 6,
25 there is a search option (icon button) 8 that contains the search component, i.e. unfolds to an input area upon activating the input option.

When the list represents a list of names, the search button 8 can be provided as an alpha search button. If the alpha search button at the bottom of the scroll bar is pressed, it expands into a
30 handwriting recognition area and/or a character selector, depending on design and possibly on the choice of a user.

Figure 3 is an example, wherein the pressing of the search button 8 in the alpha search enhanced scroll bar opens a hand writing recognition window 10 that is as simplified as possible. The hand
35 writing recognition window 10 is depicted in a semi transparent manner, to indicate the area wherein handwriting recognition is possible. The semi transparent depiction of the hand writing area enables the user to read information even from behind the recognition area.

An icon e.g. a small pencil or the like or another element (e.g. text, announcement) can be added to the area to indicate that the area is for writing. A close option can be provided but may be economized, as the area can be minimized automatically, if a character is entered or an idle timeout is reached. In the hand writing recognition window 10 a written "T" is depicted to indicate a user-input to search the list 4 for entries starting with a "T".

Figure 4 represents another example where the expanded control / input area 14 is a character selector. The character selector comprises a number of selectable characters (i.e. the alphabet) 12. In another embodiment e.g. in search applications a subset of the characters, e.g. only the initials occurring in the list can be provided. In telephone number search applications the character selector can comprise numbers. The user has just selected "T" and the window indicates 16 the selected character before it closes automatically. In this situation, it is possible to leave out such symbols and characters that are not usually used to scroll a list, for instance punctuation marks and numbers.

Figure 4 comprises two other differences as compared to Figure 3. The character select input area is moved more to the middle of the display area, and the input area 14 comprises a small 'ok' element 28. The 'ok' element 28 can provide a closing function of said input area. The closing option can be used to close the input area when the user does not want to select one of the depicted characters, or when the user want to close the input area / input-option after having entered a number of different characters to terminate e.g. a character string.

The character select input area is moved more to the middle of the display area, to not overlay the search button 8 depicted in Fig. 2. Instead of a moved input area the input area may comprise a gap to not occupy the area of the search button. Basically, the input area may overly the input button, as the basic functionality to open or activate the input area is not longer needed. The search button is provided with a sign 30 (here a cross) to indicate a changed functionality when the temporary input area is active. The changed functionality may reside in a closing function for closing said temporary input area. The changed functionality may reside in an altering function for changing the depicted character selector to handwriting recognition area, or other possible user-input options (see fig. 5).

It may to be noted that both elements : the closing function 28 and the changed search button functionality 30 can be provided with any of the temporary input areas depicted in any of figures 3 to 5.

In case of a touch screen the user just has to tap onto the "T". With a touch screen display it is possible to combine both types of input areas : the character selector and the hand writing recognition window with a combined functionality, so the input area comprises a number of selectable user-input options e.g. characters and the device analyses the user-input for a single dot- (or polygon-) like user-input according to the presented characters, indicating a selection or the device analyzes the user-input for a drawing movement indicating a recognizable handwriting user-input. The method of operating said temporary input area would further comprise to analyze the user-input on said touch screen display for a handwriting recognition and for character select user-input and execute the user-input first recognized.

Figure 5 represents another example where the expanded input area 32 is a voice-input area. In contrast to the figures 3 and 4, the input area itself may not be able to transform a (sound) user-input into an electrically coded user-input. In figure 5 the input area 32 serves as an indication of activated voice user-input.

In case of a touch screen display the voice-input areas may be combined with a character selector as depicted in figure 4 and/or with a hand writing recognition window as depicted in figure 3.

Figure 6: After the user has entered the character according to figure 3 or 4, the list scrolls accordingly. Following a user-input of a "T", the list 4 is scrolled to the entry 18 starting with a "T". The logic of scrolling might vary depending on whether the list is alphabetically sorted or not - different types of logic for one-letter user-input or one letter scrolling already exist.

Figure 7 represents another example that is optimized for the scrolling of tables. The two columns 22 and 24 represent a two-column table or a part of an even bigger table. The device comprises two scroll bars 6 and 6' to enable horizontal and vertical scrolling of the table. To facilitate the scrolling, a cursor 26 may be provided that can be moved by using the scroll bars 6, 6'. According to the invention the search button is provided as a two-part search button 20, 20' for searching the table in horizontal and vertical directions analogue as disclosed in figures 2 to 5. The user may select one of the search buttons 20, 20' to activate character selectors or hand writing recognition windows. The user may select that the horizontal search button 20 activates a character selector and the vertical search button 20' activates a hand writing recognition window, or vice versa. It may be noted that the search button functionality can also be integrated in the cursor, activating an input area upon an input such as "double click" or in the case of a touch screen device a "double tap" or "multi-tap" in the scrollbar or anywhere in the window.

The invention allows a user to enter a part of a list/table entry with a "touch screen" keyboard or

write pad to locate or search a list/table entry.

5 An alpha search enhanced scroll bar places the search option into the area that is normally reserved for a scroll bar. Therefore, it requires no space in the user interface which is a benefit of the invention. Since it is used for one-letter search, not entering a search string, it can be simplified and optimized for this purpose.

10 This solution does not take up any extra space, this solution can be used anywhere in the UI where there is a selection list. Hence it is useable even in applications where a search function is not normally needed. It is also possible to make this solution look and behave in a very simple and likewise pen-optimized way.

15 The area to tap might be quite small. However, it can be made at least as big as the Scroll Bar arrow, which needs to be made big enough for tapping anyway. Also if the search button is placed in the corner of the display, the pen can be guided by the edge of a display frame.

20 In the proposed solution the scroll bar will be shorter than normally. However, since the control otherwise saves space by not requiring an additional search field or alpha toolbar in the display, the scroll bar height is still the same as in the existing alternative methods. The smaller scroll bar can be compensated e.g. by a progressive scrolling behavior of the scroll bar.

25 This application contains the description of implementations and embodiments of the present invention with the help of examples. It will be appreciated by a person skilled in the art that the present invention is not restricted to details of the embodiments presented above and that the invention can also be implemented in another form without deviating from the characteristics of the invention. The embodiments presented above should be considered illustrative, but not restricting. Thus the possibilities of implementing and using the invention are only restricted by the enclosed claims. Consequently various options of implementing the invention as determined by the claims, including equivalent implementations, also belong to the scope of the invention.

Claims

1. Method for inputting a character into an electronic device, said method comprising:
 - detecting an input,
 - 5 - activating a temporary input area upon detection of said input,
 - displaying said temporary input area on a display of said electronic device, and
 - terminating the display and deactivating said temporary input area in case that a relevant event is detected.
- 10 2. Method according to claim 1, characterized in that said electronic device is a touch screen device and said display is a touch screen display.
3. Method according to claim 2, characterized in that said temporary input area is displayed on a touch screen and that said temporary input area is configured for a user-input via said touch
15 screen display.
4. Method according to anyone of the preceding claims, characterized by outputting an audio signal that is related to said displaying of said temporary input area on a display of said electronic device.
20
5. Method according to anyone of the preceding claims, further comprising:
 - depicting a scroll bar and a button for a search option on said display in the area that is normally reserved for a scroll bar, wherein the detection of said input for activating said temporary input area is performed by detecting an input on said search option.
25
6. Method according to claim 5, further comprising
 - depicting a scrollbar on said display, wherein said button for a search option is depicted adjacent to said scroll bar.
- 30 7. Method according to claim 5 or 6, further comprising :
detecting if a keyboard is connected to said device and suppressing the display of said button for a search option, if a keyboard is connected.
8. Method according to anyone of the preceding claims, further comprising:
35
 - detecting a user-input related to said depicted temporary input area,
 - recognizing said user-input, and
 - executing an action related to said recognized user-input.

9. Method according to anyone of the preceding claims, characterized in that said temporary input area has handwriting recognition capabilities.
- 5 10. Method according to anyone of the preceding claims, characterized in that said temporary input area comprises the depiction of a number of selectable user-input options.
11. Method according to anyone of the preceding claims, characterized in that said temporary input area is displayed in a semi-transparent manner superimposed on the standard display area.
- 10
12. Computer program product comprising program code means stored on a computer readable medium for carrying out the method of anyone of claims 1 to 11, when said program product is run on a computer or network device.
- 15
13. Computer program product comprising program code, downloadable from a server for carrying out the method of anyone of claims 1 to 11, when said program product is run on a computer or network device.
- 20 14. Computer data signal embodied in a carrier wave and representing a program that instructs a computer to perform the steps of the method of anyone of claims 1 to 11.
15. Electronic device comprising:
- a central processing unit,
 - 25 - a display connected to said central processing unit, said display being configured to act as an interface between said central processing unit and a user, and
 - input means to perform an input,
 - detecting means for detecting said input and to activate a temporary input area upon detection of said input,
 - 30 - wherein said display is adapted to display said temporary input area,
 - wherein said detecting means is adapted to detect a user-input related to said temporary input area,
 - recognizing means for recognizing said user-input,
 - executing means for executing an action related to said user-input,
 - 35 - wherein said display of the temporary input area is terminated and said temporary input area is deactivated in case that a relevant event is detected.

16. Electronic device according to claim 15, characterized in that said display and said input means to perform an input are comprised by said touch screen display.
17. Electronic device according to claim 15 or 16, characterized in that said electronic device is
5 configured to
- depict a scroll bar on said display.
18. Electronic device according to claim 15 to 17, characterized in that said electronic device is
: configured to
- 10 - depict a button for a search option on said display, wherein the detection of an input for activating said temporary input area is performed by detecting an input on said button.
19. Electronic device according to one of claims 15 to 18, characterized in that said electronic
device is configured to
- 15 - depict said scroll bar and said button for a search option on said display in the area that is normally reserved for a scroll bar button.
20. Electronic device according to claim 18, characterized in that said electronic device is
configured to
- 20 - depict said button for a search option adjacent and under said scroll bar on said display.
21. Electronic device according to anyone of claims 15 to 20, characterized in that said
electronic device is configured to
- 25 - display said temporary input area on said display in a semi-transparent manner superimposed on the standard display area.
22. Electronic device according to anyone of claims 15 to 21, characterized in that said
electronic device is a keypad less electronic device.
- 30 23. Electronic device according to anyone of claims 15 to 22,, further comprising an audio signal transducer connected to said central processing unit for outputting an audio signal being related to said temporary input area.

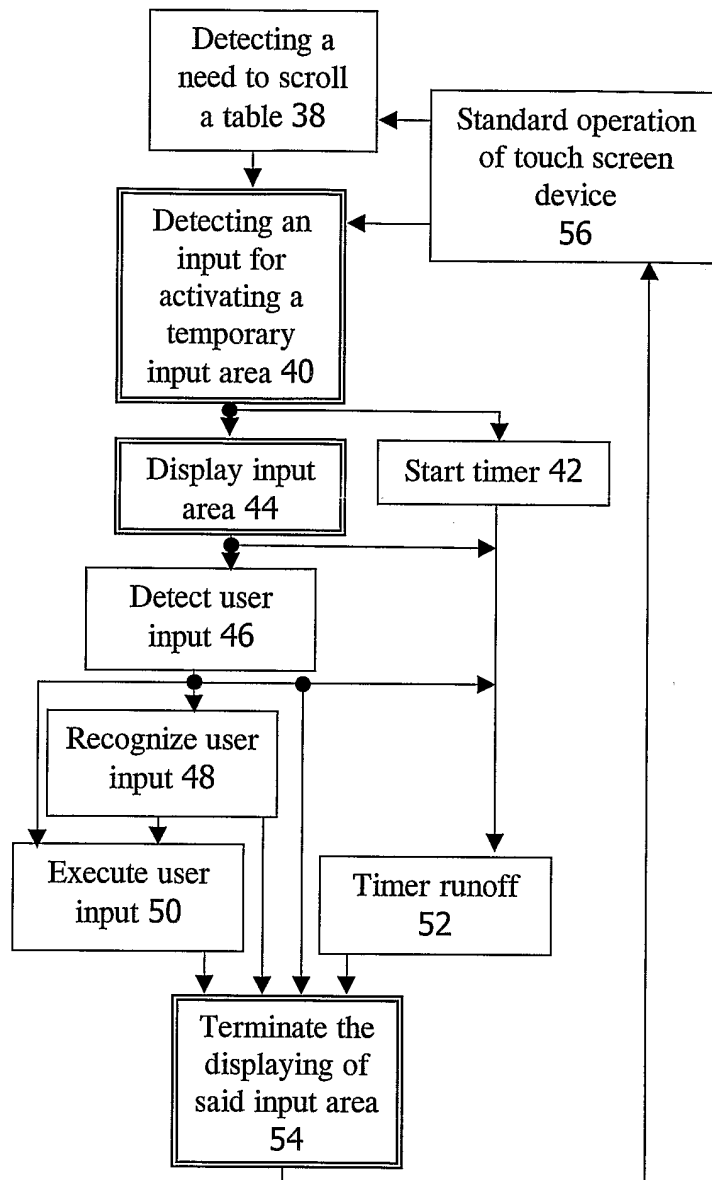


Fig. 1

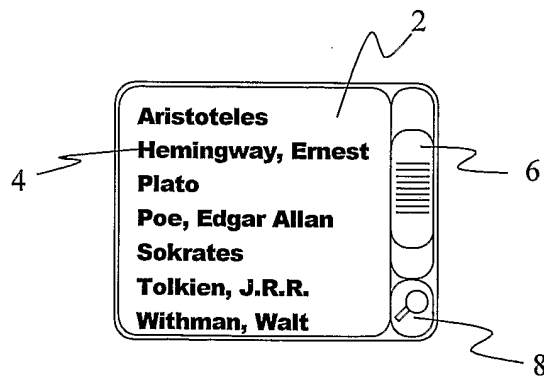


Fig. 2

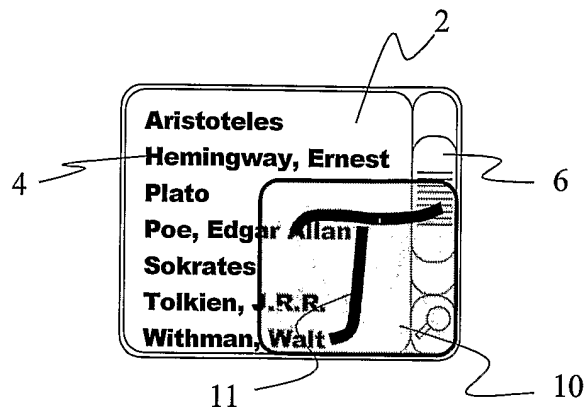


Fig. 3

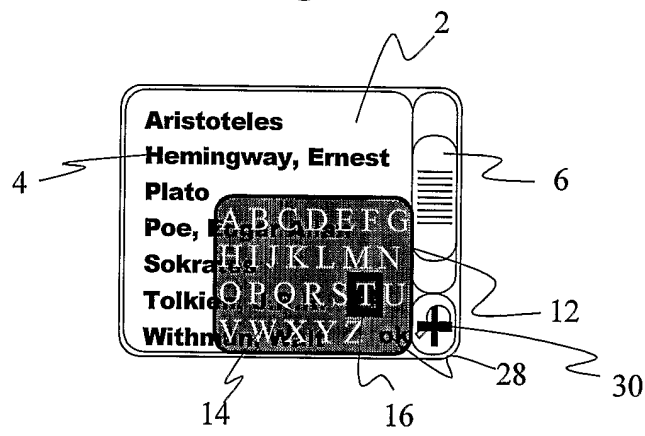


Fig. 4

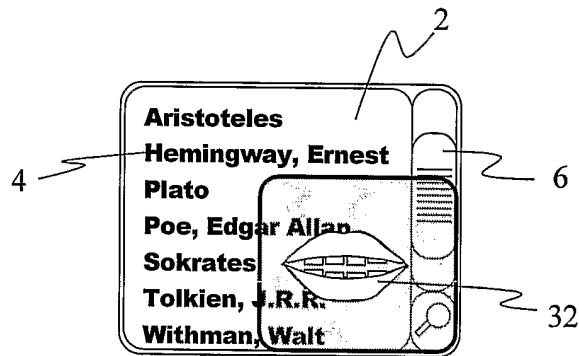


Fig. 5




Fig. 6

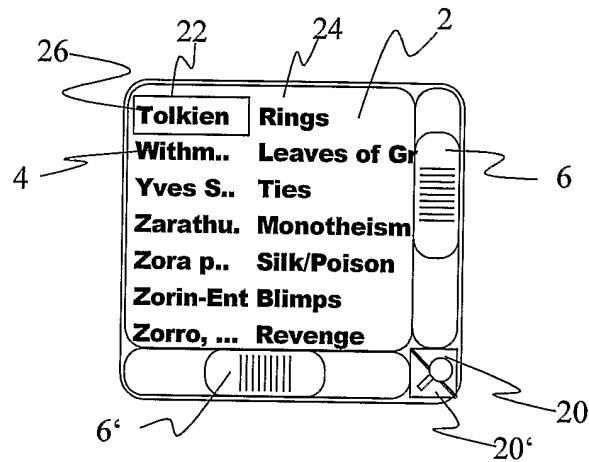


Fig. 7

INTERNATIONAL SEARCH REPORT

International application No.

PCT/IB 2003/002563

A. CLASSIFICATION OF SUBJECT MATTER		
IPC7: G06F 3/023, G06F 3/033 According to International Patent Classification (IPC) or to both national classification and IPC		
B. FIELDS SEARCHED		
Minimum documentation searched (classification system followed by classification symbols)		
IPC7: G06F		
Documentation searched other than minimum documentation to the extent that such documents are included in the fields searched		
SE,DK,FI,NO classes as above		
Electronic data base consulted during the international search (name of data base and, where practicable, search terms used)		
EPO-INTERNAL, WPI DATA		
C. DOCUMENTS CONSIDERED TO BE RELEVANT		
Category*	Citation of document, with indication, where appropriate, of the relevant passages	Relevant to claim No.
X	US 6088481 A (OKAMOTO, M. ET AL), 11 July 2000 (11.07.2000), column 8, line 13 - line 27, figure 4B --	1-23
X	US 6064766 A (SKLAREW, R.), 16 May 2000 (16.05.2000), column 12, line 13 - line 32, figures 12A-G --	1-23
A	US 5644735 A (LUCIW, W.W. ET AL), 1 July 1997 (01.07.1997), whole document --	1,15
A	WO 9937075 A1 (SONY ELECTRONICS INC), 22 July 1999 (22.07.1999), figure 9 --	10
<input checked="" type="checkbox"/> Further documents are listed in the continuation of Box C. <input checked="" type="checkbox"/> See patent family annex.		
* Special categories of cited documents: "A" document defining the general state of the art which is not considered to be of particular relevance "E" earlier application or patent but published on or after the international filing date "L" document which may throw doubts on priority claim(s) or which is cited to establish the publication date of another citation or other special reason (as specified) "O" document referring to an oral disclosure, use, exhibition or other means "P" document published prior to the international filing date but later than the priority date claimed "T" later document published after the international filing date or priority date and not in conflict with the application but cited to understand the principle or theory underlying the invention "X" document of particular relevance: the claimed invention cannot be considered novel or cannot be considered to involve an inventive step when the document is taken alone "Y" document of particular relevance: the claimed invention cannot be considered to involve an inventive step when the document is combined with one or more other such documents, such combination being obvious to a person skilled in the art "&" document member of the same patent family		
Date of the actual completion of the international search 22 January 2004		Date of mailing of the international search report 30-01-2004
Name and mailing address of the ISA/ Swedish Patent Office Box 5055, S-102 42 STOCKHOLM Facsimile No. +46 8 666 02 86		Authorized officer Patrik Rydman /LR Telephone No. +46 8 782 25 00

INTERNATIONAL SEARCH REPORT

International application No.

PCT/IB 2003/002563

C (Continuation). DOCUMENTS CONSIDERED TO BE RELEVANT

Category*	Citation of document, with indication, where appropriate, of the relevant passages	Relevant to claim No.
A	US 6011542 A (DURRANI, S. ET AL), 4 January 2000 (04.01.2000), whole document --	10
A	US 5283560 A (BARTLETT, J.F.), 1 February 1994 (01.02.1994), column 1, line 64 - column 2, line 36 -----	11,21

INTERNATIONAL SEARCH REPORT

Information on patent family members

24/12/2003

International application No.

PCT/IB 2003/002563

US	6088481	A	11/07/2000	JP	8016313	A	19/01/1996
US	6064766	A	16/05/2000	US	5933526	A	03/08/1999
				US	6002799	A	14/12/1999
				US	6212297	B	03/04/2001
				US	5297216	A	22/03/1994
				US	5157737	A	20/10/1992
				US	5365598	A	15/11/1994
				DE	3752121	D,T	16/04/1998
				DE	3752294	D,T	24/02/2000
				DE	3752312	D,T	19/10/2000
				EP	0254561	A,B	27/01/1988
				EP	0645730	A,B	29/03/1995
				SE	0645730	T3	
				EP	0645731	A,B	29/03/1995
				SE	0645731	T3	
				FR	2602069	A	29/01/1988
				GB	2193827	A,B	17/02/1988
				GB	2234101	A,B	23/01/1991
				GB	2234102	A,B	23/01/1991
				GB	8717453	D	00/00/0000
				GB	9018054	D	00/00/0000
				GB	9018055	D	00/00/0000
				GB	9019253	D	00/00/0000
				GB	9019254	D	00/00/0000
				HK	1096	A	12/01/1996
				HK	187495	A	22/12/1995
				HK	187595	A	22/12/1995
				JP	3135747	B	19/02/2001
				JP	3357343	B	16/12/2002
				JP	6005498	B	19/01/1994
				JP	6259184	A	16/09/1994
				JP	63184130	A	29/07/1988
				JP	2001075738	A	23/03/2001
				KR	9202255	B	20/03/1992
				SG	52339	A	28/09/1998
				SG	54994	G	17/03/1995
				US	4972496	A	20/11/1990
				CA	1302572	A,C	02/06/1992
				CA	1325481	A,C	21/12/1993
US	5644735	A	01/07/1997	US	5434777	A	18/07/1995
				US	5477447	A	19/12/1995
				US	5608624	A	04/03/1997
				US	5625814	A	29/04/1997
				US	5390281	A	14/02/1995
				US	5621903	A	15/04/1997
WO	9937075	A1	22/07/1999	AU	1810099	A	02/08/1999
				US	2002054106	A	09/05/2002
US	6011542	A	04/01/2000	NONE			
US	5283560	A	01/02/1994	NONE			