

(19) World Intellectual Property
Organization
International Bureau



(43) International Publication Date
6 May 2004 (06.05.2004)

PCT

(10) International Publication Number
WO 2004/037237 A1

(51) International Patent Classification⁷: **A61K 31/047**,
31/045, 35/78, 31/315, 31/352, A61P 31/16

SE, SI, SK, TR), OAPI patent (BF, BJ, CF, CG, CI, CM,
GA, GN, GQ, GW, ML, MR, NE, SN, TD, TG).

(21) International Application Number:
PCT/DK2003/000608

(22) International Filing Date:
19 September 2003 (19.09.2003)

(25) Filing Language: English

(26) Publication Language: English

(30) Priority Data:
PA 2002 01614 24 October 2002 (24.10.2002) DK

(71) Applicant (for all designated States except US):
IMMUPHARM APS [DK/DK]; c/o NOVI A/S, Niels
Jernes Vej 10, DK-9220 Ålborg Ø (DK).

(72) Inventor; and

(75) Inventor/Applicant (for US only): **BERG, Kurt**,
Frimann [DK/DK]; Strandvejen 226, DK-2920 Charlott-
tenlund (DK).

(74) Agent: **HØIBERG A/S**; Store Kongensgade 59A,
DK-1264 Copenhagen K (DK).

(81) Designated States (national): AE, AG, AL, AM, AT, AU,
AZ, BA, BB, BG, BR, BY, BZ, CA, CH, CN, CO, CR, CU,
CZ, DE, DK, DM, DZ, EC, EE, EG, ES, FI, GB, GD, GE,
GH, GM, HR, HU, ID, IL, IN, IS, JP, KE, KG, KP, KR,
KZ, LC, LK, LR, LS, LT, LU, LV, MA, MD, MG, MK,
MN, MW, MX, MZ, NI, NO, NZ, OM, PG, PH, PL, PT,
RO, RU, SC, SD, SE, SG, SK, SL, SY, TJ, TM, TN, TR,
TT, TZ, UA, UG, US, UZ, VC, VN, YU, ZA, ZM, ZW.

(84) Designated States (regional): ARIPO patent (GH, GM,
KE, LS, MW, MZ, SD, SL, SZ, TZ, UG, ZM, ZW),
Eurasian patent (AM, AZ, BY, KG, KZ, MD, RU, TJ, TM),
European patent (AT, BE, BG, CH, CY, CZ, DE, DK, EE,
ES, FI, FR, GB, GR, HU, IE, IT, LU, MC, NL, PT, RO,

Declarations under Rule 4.17:

- as to the identity of the inventor (Rule 4.17(i)) for the fol-
lowing designations AE, AG, AL, AM, AT, AU, AZ, BA, BB,
BG, BR, BY, BZ, CA, CH, CN, CO, CR, CU, CZ, DE, DK,
DM, DZ, EC, EE, EG, ES, FI, GB, GD, GE, GH, GM, HR,
HU, ID, IL, IN, IS, JP, KE, KG, KP, KR, KZ, LC, LK, LR,
LS, LT, LU, LV, MA, MD, MG, MK, MN, MW, MX, MZ, NI,
NO, NZ, OM, PG, PH, PL, PT, RO, RU, SC, SD, SE, SG, SK,
SL, SY, TJ, TM, TN, TR, TT, TZ, UA, UG, UZ, VC, VN, YU,
ZA, ZM, ZW, ARIPO patent (GH, GM, KE, LS, MW, MZ,
SD, SL, SZ, TZ, UG, ZM, ZW), Eurasian patent (AM, AZ,
BY, KG, KZ, MD, RU, TJ, TM), European patent (AT, BE,
BG, CH, CY, CZ, DE, DK, EE, ES, FI, FR, GB, GR, HU,
IE, IT, LU, MC, NL, PT, RO, SE, SI, SK, TR), OAPI patent
(BF, BJ, CF, CG, CI, CM, GA, GN, GQ, GW, ML, MR, NE,
SN, TD, TG)
- as to applicant's entitlement to apply for and be granted
a patent (Rule 4.17(ii)) for the following designations AE,
AG, AL, AM, AT, AU, AZ, BA, BB, BG, BR, BY, BZ, CA, CH,
CN, CO, CR, CU, CZ, DE, DK, DM, DZ, EC, EE, EG, ES,
FI, GB, GD, GE, GH, GM, HR, HU, ID, IL, IN, IS, JP, KE,
KG, KP, KR, KZ, LC, LK, LR, LS, LT, LU, LV, MA, MD,
MG, MK, MN, MW, MX, MZ, NI, NO, NZ, OM, PG, PH,
PL, PT, RO, RU, SC, SD, SE, SG, SK, SL, SY, TJ, TM, TN,
TR, TT, TZ, UA, UG, UZ, VC, VN, YU, ZA, ZM, ZW, ARIPO
patent (GH, GM, KE, LS, MW, MZ, SD, SL, SZ, TZ, UG,
ZM, ZW), Eurasian patent (AM, AZ, BY, KG, KZ, MD, RU,
TJ, TM), European patent (AT, BE, BG, CH, CY, CZ, DE,
DK, EE, ES, FI, FR, GB, GR, HU, IE, IT, LU, MC, NL, PT,
RO, SE, SI, SK, TR), OAPI patent (BF, BJ, CF, CG, CI, CM,
GA, GN, GQ, GW, ML, MR, NE, SN, TD, TG)
- as to the applicant's entitlement to claim the priority of the
earlier application (Rule 4.17(iii)) for all designations
- of inventorship (Rule 4.17(iv)) for US only

Published:

- with international search report

For two-letter codes and other abbreviations, refer to the "Guid-
ance Notes on Codes and Abbreviations" appearing at the begin-
ning of each regular issue of the PCT Gazette.

(54) Title: PHARMACEUTICAL COMPOSITIONS COMPRISING FLAVONOIDS AND MENTHOL

(57) Abstract: The present invention relates to use of certain antiviral fragrances for reduction of viruses, in particular vira causing common cold. In one embodiment, the invention relates to pharmaceutical compositions comprising an antiviral fragrance, preferably menthol. Said compositions preferably also comprise one or more flavonoids. The invention also relates to treatment of common cold using said compositions.

WO 2004/037237 A1

Pharmaceutical compositions comprising flavonoids and menthol

Field of the invention

5 The present invention relates to the field of pharmaceutical compositions comprising flavonoids. In particular, the invention relates to pharmaceutical compositions comprising flavonoids and menthol. The invention furthermore relates to methods of treatment using said compositions, for example to methods of treating common cold or similar conditions.

10

Background of the invention

Common cold is in general initiated by viral infections by the so-called cold viruses, such as rhino virus, corona virus, adenovirus, coxsackie virus, RS-virus, echovirus or other cold viruses. In average all human beings suffer 2 to 3 times a year from infections in the upper respiratory passages, such as cold and flu. In general, in Denmark the majority of common colds occurring in September, October and November are caused by rhinovirus infection, whereas the majority of common cold occurring in January, February and March are caused by Coronavirus infections. In addition, allergic syndromes, for example asthma, may be initiated by common cold viruses, especially the rhinovirus.

Recent observations from a polymerase chain reaction (PCR)-study (Johnston, 1993) with naturally rhinovirus infected persons indicates that the actual range for rhinovirus infections involved in common cold syndrome probably is at least twofold higher, compared to findings obtained via the traditional cell culture techniques (40%). This indicates that up to 70-75% of all patients suffering from common colds have a rhinovirus infections ongoing either as a single infection or co-infection (Spector, 1995).

It has been estimated that the average pre-school child experiences 6-10 upper respiratory infections or common colds per year whereas the average adult experiences 2-4 (Sperber, 1989). The effects of the common cold can be uncommonly disruptive, forcing otherwise normal persons to stay away from work,

school, etc. Individuals who are at increased risks, such as individuals suffering from bronchitis or asthma, may also experience a life-threatening exacerbation of their underlying conditions. The average annual expenditure for various cold treatments exceeds USD 2 billion in the United States, alone (Spector, 1995); in the EU a similar figure is expected.

Unfortunately, research in development of novel strategies to treat common cold is complicated by the fact human rhinoviruses only have been reported to infect primates successfully and hence no practical animal model has been developed for rhinovirus infections (Rotbart, 2000).

The development of natural and experimentally induced rhinovirus infections in normal persons are initiated by selected events, which can be considered to occur sequentially. The steps in the rhinovirus pathogenesis are believed to include viral entry into the outer nose, mucociliary transport of virus to the posterior pharynx, and initiation of infection in ciliated and non-ciliated epithelial cells of the upper airway. Viral replication peaks on average within 48 h of initiation of infection and persists for up to 3 weeks; Infection is followed by activation of several inflammatory mechanisms, which may include release or induction of interleukins, bradykinins, prostaglandins and possibly histamine, including stimulation of parasympathetic reflexes (the cytokines may counteract each other at certain levels resulting in a very complex pathway). The resultant clinical illness is a rhinosinusitis, pharyngitis, and bronchitis, which on average lasts one week (Gwaltney, 1995).

Occasionally, a secondary bacterial or microbial infection may follow subsequently to the viral infection and a sustained and more serious inflammation may result.

Previously, it was believed that the major part of the virus was produced in the upper nose region and excreted (Winther, 1993a). However, subsequent studies, comparing recovery of virus in nasopharyngeal wash specimens, nasal swabs and pharyngeal swabs showed that the nasopharyngeal wash specimens was consistently superior to the other two specimens in yielding virus (Cate, 1964). From a series of in-depth investigations (Winther, 1984a; Winther, 1984b; Winther, 1984c; Turner, 1984; Farr, 1984; Hayden, 1987; Winther, 1987a; Winther, 1987b; Winther, 1993b; Arruda, 1995; Winther, 1998) it was concluded that:

(i) the virus was first recovered, at the highest concentrations, from the nasopharynx before it could be recovered in the upper nose region (turbinates).

5 (ii) no evidence for rhinovirus induced damage of the surface ciliary lining of the inferior turbinate was noted which is in agreement with other investigators suggesting that the virus may be transported to the nasopharynx in the overlying mucus by mucociliary clearance.

10 (iii) there was a significant increase of the influx of neutrophils in the same area as in (ii)

(iv) infection of the lining of the nasal cavity was not uniform after intranasal inoculation and seemed not to result in any cell damage at all, cf. (ii) above.

15 (v) the rate of viral shedding in the nasopharynx was high by day 1 (post infection), whereas cold symptoms did not peak until day 3. The symptoms waned during the first week, but rhinovirus was present during the following 3 weeks.

20 (vi) The increase of neutrophils correlates with the onset of symptoms, including sore throat. The symptoms include oedema-like symptoms, which in turn may trigger sneezing and coughing.

25 It should be stressed that the highest concentration of virus can be recovered from the nasopharynx, and virus usually appears on the turbinate(s) one or two days later, despite the fact that virus is inoculated via the nose (in volunteers). No visible damage of the cell lining in the upper airways was ever demonstrated. Furthermore, as "sore throat" usually develops simultaneously with the appearance of virus in the nasopharynx it can be reasoned that "signal molecules" or the like (Van Damme,
30 1988) will be made by the relatively few rhinovirus cells infected and that these "cytokine-like molecules" subsequently may activate the "lymphatic ring" - which is located just beneath the nasopharynx - leading to the well-known sore throat, which in turn triggers a complex pattern of inflammatory reactions, involving an array of different interferons and cytokines the interaction of which is currently under in-depth
35 investigation. Some of these factors, such as for example IL-1, induce fever in

patients. Bradykinines per se may be responsible for the sore throat, which is frequently associated with common cold.

5 The fact that interferon is known to be part of the non-specific innate immune response against viral infections in man has lead to several publications as a number of groups have investigated how much interferon is produced locally during viral infections of the upper-airways. One of the earliest and probably most thorough, *in vivo*, investigations in man was performed by Cate et al. (Cate, 1969) on volunteers (healthy adult males from federal correctional institutions in USA). The
10 authors were able to demonstrate, that most of the persons involved produced interferon (as demonstrated in nasal washings) during common colds at a level, which at least theoretically should have been enough to block the viral infection, per se.

15 It has been demonstrated in a recent publication, that the immune system also takes "active part" in the spread of the inflammatory actions since experimental evidence supports the notion that rhinovirus may use some of the effector cells from the immune system as a mean for spreading the inflammatory reactions to the lower airways (Gern, 1996) via initiation of local TNF-alpha production. It is tempting to
20 speculate that the allergic rhinitis is initiated via this mechanism as it has been found that the pathogenesis for asthma is linked to local TNF-alpha production (Broide et al.1992). Several quarters have thus argued that the asthma syndromes are rhinovirus manifestations of post-infectious events triggered by an array of different cytokines in connection with a "switch" between the Th1 vs. Th2 response (Gern,
25 1999; Winther, 1998; Grünberg, 1999).

Generally speaking, air-way infections or allergic rhinitis and/or asthma may pose a serious health problems as it can be potentially life-threatening for susceptible groups such as elderly people with chronic airway problems or persons suffering
30 from a deficient immunity, such as AIDS-patients, cancer patients etc. Thus, simple and effective methods of treating these symptoms/syndromes and possibly also the underlying infections would be of immense importance.

Viral and/or other microbial infections are known to initiate a complex inflammatory
35 response (Ginsburg, 1988) from the patient which probably is mediated by several

groups of responder cells including the neutrophile granulocytes, which are specifically increased during a cold. The latter represents approximately more than 95% of all the effector cells. Each min. about 6-9 millions neutrophiles enter the upper-airways and slowly pass down the interior surfaces encompassing the upper
5 airways. It may be assumed that the neutrophiles, which are able to release very aggressive enzymes and toxic substances upon proper stimulation will keep the bacterial load of the upper-airways to an acceptable level. The small numbers of *S. pyogenes* or *S. aureus* found in nasopharynx, which otherwise is almost sterile, may stimulate the neutrophiles via the so-called super-antigens to a certain degree
10 thereby limiting the numbers of bacteria in said areas (dynamic equilibrium/symbiosis).

According to Ihrcke and co-workers (Ihrcke, 1993) the very early steps in a virus infection (or any other abnormality in the cell lining) can be related to the content
15 and metabolism of heparan sulfate proteoglycan (the major proteoglycan associated with intact endothelial cells). The first element of the model derives from the observation that heparan sulfate is released from the intact endothelial lining of blood vessels during the very first step in an inflammatory response initiated by a viral infection. Accordingly, this loss may seriously compromise the vascular integrity
20 and result in a local edema attracting further neutrophiles via the up-regulation of ICAM-1 markers on the endothelial cells increasing the inflammatory response further. Thus, in a separate experiment, activated neutrophiles were able to release 70% of all cell-associated heparan sulfate proteoglycan within one hour via the subsequent release of heparanase. One important function of heparan sulfate is the
25 maintenance of the endothelial cell integrity. Loss of heparan sulfate partially abrogates the barrier properties of the endothelium and contributes to the edema and exudation of plasma proteins that characterise inflammation.

It has previously been attempted to treat common cold using flavonoids.
30

WO 02/09699 describes treatment of common cold and similar conditions, such as hayfever using flavonoids, such as troxerutin or veneruton, either alone or in combination with metals. Flagrants used include peppermint oil.

US 6,596,313 describes compositions for oral administration that may be useful for treatment of common cold. The compositions comprise extracts from various plants. The document mentions that menthol may be used as a fragrant. The effect of a composition comprising menthol is however not disclosed.

5

US 6,592,896 describes oral pharmaceutical compositions comprising plant extracts. The document mentions that menthol may be used as a fragrant. The compositions may be useful for treatment of common cold. The effect of a composition comprising menthol is not disclosed.

10

WO 01/03681 describes treatment of viral infection, including infections related to common cold with a variety of flavonoids.

15

WO 01/49285 describes a medicament comprising flavonoid(s). The medicament may be useful for treatment of common cold, however this is not demonstrated.

Summary of the invention

20

It is an objective of the present invention to provide new and efficient pharmaceutical compositions for treatment of common cold and similar conditions. Interestingly, the present invention surprisingly discloses that the choice of fragrance is very important.

25

In particular, the present invention demonstrates a surprising effect amongst different commonly used fragrance additives. Interestingly, pharmaceutical compositions comprising flavonoid and purified menthol are more efficient than similar compositions comprising other fragrances in the treatment of common cold and related conditions.

30

Hence, it is a first objective of the present invention to provide pharmaceutical compositions comprising

35

- i) one or more purified flavonoids; and
- ii) purified menthol; and
- iii) pharmaceutically acceptable excipients.

5 It is a second objective of the present invention to provide use of one or more purified flavonoids and purified menthol for the preparation of a pharmaceutical composition for the treatment of a clinical condition or symptoms of a clinical condition in an individual in need thereof.

10 It is a third objective of the present invention to provide methods of treatment of a clinical condition in an individual in need thereof, comprising administering to said individual the pharmaceutical composition according to the invention.

15 It is a further objective of the present invention to provide a medicament for treating a clinical condition comprising purified flavonoid and purified menthol as active ingredients.

15

Description of figures

20 Figure 1A illustrates the antiviral activity of natural HuIFN- α (designated HuIFN-alpha) versus rhinovirus-T39 at a dilution of 10^{-2} (designated HRV T39) in the presence and absence of menthol (1:800) (designated M).

25 Figure 1B illustrates the antiviral activity of natural HuIFN- α (designated HuIFN-alpha) versus rhinovirus-T39 at a dilution of $10^{-2.5}$ (designated HRV T39) in the presence and absence of menthol (1:800) (designated M).

25

Figure 2A illustrates the antiviral activity of Menthol at a dilution of 1:800 (designated menth) versus rhinovirus T39 (designated HRV T39).

30 Figure 2B illustrates the antiviral action of menthol (designated Menth) at dilutions 1:800 and 1:1600 versus rhinovirus T39 (designated HRV T39).

Figure 3A illustrates that peppermint oil (designated PPO) potentiates the production of rhinovirus T39 (designated HRV T39).

35 Figure 3B illustrates that peppermint oil (designated PPO) downregulate the

interferon- α system using rhinovirus 10 as challenge virus at a dilution of 10^{-2} (designated RHV10(-2)). Interferon- α is designated IFN.

5 Figure 3C illustrates that peppermint oil (designated PPO) downregulate the interferon- α (designated IFN) system using rhinovirus 10 (designated RHV 10) as challenge virus at dilutions of 10^{-2} and $10^{-2.5}$.

10 Figure 4A illustrates the total mean symptom score per common cold patient treated with menthol-lozenges. The curves show the average and standard deviation from 3 patients (patients no. 161202, 020403 and 270403), wherein treatment was initiated 24h p.i.

15 Figure 4B illustrates the total mean symptom score per common cold patient treated with Menthol-lozenges. The curves shows the average and standard deviation from groups of patients grouped according to when treatment was initiated (24h, 48h and 7 days p.i.).

20 Figure 4C illustrates differential symptom score from 5 common cold patients treated with Menthol-lozenges. The curves show symptom score for rhinitis/rhinorrhea, sore throat, sneezing, clogged nose, coughing and headache.

25 Figure 4D illustrate differential symptom score from 10 patient treated with PPO-lozenges (treatment initiated 24-36h p.i.). The curves show symptom score for running nose, sneezing and clogged nose.

Figure 4E illustrates total mean symptom score for naturally infected common cold patients treated with PPO-lozenges with (ImmuMaxZn) or without Zn^{2+} (ImmuMax). Treatment was initiated within 24-36h subsequent to clinical diagnosis.

30 Figure 4F illustrates total mean symptom score for naturally infected common cold patients treated with PPO-lozenges with (ImmuMaxZn) or without Zn^{2+} (ImmuMax). Treatment was initiated within 24h subsequent to clinical diagnosis.

Detailed description

Pharmaceutical compositions comprising flavonoid and menthol

5

Surprisingly, the present invention demonstrates that some fragrances, for example menthol has an antiviral effect, for example an antiviral effect against rhinovirus. Accordingly, in one embodiment the present invention relates to pharmaceutical compositions comprising flavonoid(s) and menthol as well as uses thereof.

10

In particular the pharmaceutical compositions preferably comprises

- i) one or more purified flavonoids; and
- ii) purified fragrance with antiviral effect; and
- iii) pharmaceutically acceptable excipients.

15

Preferably, said fragrance with antiviral effect is menthol. However any other fragrances with antiviral effect, for example citric acid or similar compounds with low pH may be used.

20

In another embodiment the present invention relates to pharmaceutical compositions comprising one or more flavonoids, wherein said compositions are essentially free of any component of peppermint oil, which is not menthol. Preferably, said compositions are free of any components of Japanese peppermint oil. Said compositions may in addition to flavonoids comprise one or more other active ingredients, for example a metal salt and/or metal complex and/or menthol. The compositions may also comprise flavouring agents other than peppermint oil.

25

30

Components of peppermint oil may for example be selected from the group consisting of menthone, menthyl acetate, limonene, neomenthol, piperitone, menthenone, isomenthone, pulegone, β -caryophyllene, β -caryophyllene-epoxide, α -pinene, β -pinene, germacrene D, 1,8-cineol, linalool, menthofurane, camphene and β -hexenyl phenylacetate.

35

The flavonoid may be any of the flavonoids described herein below. Menthol is a

terpene compound of the formula $\text{CH}_3\text{C}_6\text{H}_9(\text{C}_3\text{H}_7)\text{OH}$. Purified menthol may have been purified from a plant or it may have been synthesised chemically. Menthol purified from a plant is preferably essentially free of any other compounds of said plant. Menthol according to the invention is preferably levo-(-)-Menthol (also
5 designated (-)-menthol. Useful pharmaceutical acceptable expients are described herein below.

By the term "purified flavonoids" is meant one or more flavonoids essentially free of any other compounds. Hence, a composition of "purified flavonoids" comprises at
10 least 90% flavonoid, preferably at least 95% flavonoid, more preferably at least 98% flavonoid, even more preferably approximately 100% flavonoid. A composition of "purified flavonoids" thus most preferably does not contain any other detectable compound. In particular, it is preferred that purified flavonoids are free of other
15 compounds present in the composition from which they are purified. By way of example, if the flavonoid is purified from a plant extract, it is preferred that the purified flavonoids are essentially free of any other compounds present in the crude plant extract.

20 Preferably, the pharmaceutical compositions of the invention are essentially free of crude plant extracts or fractions thereof. The compositions may off course comprise fractions mainly consisting of flavonoids or menthol.

In one embodiment of the invention, purified flavonoids and purified menthol together constitutes at least 50%, preferably at least 60%, more preferably at least
25 70%, even more preferably at least 80%, yet more preferably at least 90%, even more preferably at least 95%, such as at least 98%, for example around 100% of the active ingredients of the pharmaceutical compositions of the invention.

Hence, in one preferred embodiment of the invention the pharmaceutical
30 compositions essentially consists of

- iv) one or more purified flavonoids; and
- v) purified menthol; and
- vi) pharmaceutically acceptable expients, wherein said expients are not therapeutically active.

By the term "essentially consists of" is meant that no other ingredients are detectable by commonly used detection techniques.

5 In another embodiment of the invention, the pharmaceutical compositions also comprise a pharmaceutically acceptable metal complex and/or metal salt. Examples of suitable metal complexes and salt are given herein below.

10 In this embodiment of the invention it is preferred, albeit not mandatory for the invention that purified flavonoids and purified menthol and metal complexes/metal salts together constitutes at least 50%, preferably at least 60%, more preferably at least 70%, even more preferably at least 80%, yet more preferably at least 90%, even more preferably at least 95%, such as at least 98%, for example around 100% of the active ingredients of the pharmaceutical compositions of the invention.

15 Hence, in a very preferred embodiment of the invention the pharmaceutical composition essentially consists of

- 20 i) one or more purified flavonoids; and
- ii) purified menthol; and
- iii) one or more metal complexes and/or metal salts; and
- iv) pharmaceutically acceptable excipients, wherein said excipients are not therapeutically active.

25 In one embodiment of the present invention it is thus preferred that the pharmaceutical compositions do not contain other active ingredients than the above mentioned, in particular it is preferred that the composition does not comprise any vitamins, such as vitamin E. It is also preferred that the composition does not comprise antibodies. It is also preferred that the compositions do not comprise hydroxypropylcellulose.

30

In one embodiment it is preferred that the pharmaceutical composition is essentially free of other terpenes than menthol. Hence, the pharmaceutical composition is in this embodiment of the invention preferably essentially free of one or more selected from the group consisting of menthone, menthyl acetate, limonene and neomenthol.

35 More preferably, the composition is essentially free of one or more selected from the

group consisting of menthone, menthyl acetate, limonene, neomenthol, piperitone, pulegone, β -caryophyllene, β -caryophyllene-epoxide, α -pinene, β -pinene, germacrene D, 1,8-cineol, linalool, menthofurane, camphene and β -hexenyl phenylacetate. Even more preferably, the pharmaceutical composition is essentially
5 free of menthone, menthyl acetate, limonene and neomenthol. Yet more preferably, the pharmaceutical composition is essentially free of menthone, menthyl acetate, limonene, neomenthol, piperitone, pulegone, β -caryophyllene, β -caryophyllene-epoxide, α -pinene, β -pinene, germacrene D, 1,8-cineol, linalool, menthofurane, camphene and β -hexenyl phenylacetate. It is also preferred that the pharmaceutical
10 composition is essentially free of one or more preferably all compounds selected from the group consisting of menthone, menthyl acetate, limonene, neomenthol, piperitone, menthenone, isomenthone, pulegone, β -caryophyllene, β -caryophyllene-epoxide, α -pinene, β -pinene, germacrene D, 1,8-cineol, linalool, menthofurane, camphene and β -hexenyl phenylacetate.

15

The term "pharmaceutical composition" should be understood in its ordinary meaning, i.e. the term does preferably not cover food, cosmetics, toothpaste and the like.

20

Menthol as antiviral compound

Surprisingly, the present invention demonstrates that menthol has an antiviral effect. Hence it is also an objective of the present invention to provide methods of reducing
25 the amount of virus in a composition, comprising incubating said composition comprising virus with menthol. It is also an objective of the invention to provide methods of reducing the amount of virus in an individual infection with said virus, comprising administering to said individual a pharmaceutical composition comprising menthol, thereby reducing the amount of said virus in said individual. The invention
30 also relates to uses of menthol for the preparation of a pharmaceutical composition for reduction of virus in an individual in need thereof.

35

The individual in need thereof may be any individual. Preferably, the individual is an individual infected with one or more of the vira mentioned herein below.

The virus is preferably any of the vira mentioned herein below in the section "Clinical conditions". More preferably, said virus is rhinovirus.

5 The methods mentioned above may also be combined with administration of one or more other active compounds. In parallel, the pharmaceutical compositions may also comprise one or more other active compounds. Said active compounds may for example be selected from the group consisting of flavonoids, metal complexes and metal salt.

10 The reduction of virus is preferably a reduction to at the most 80%, more preferably at the most 70%, even more preferably at the most 60%, such as at the most 50%, for example at the most 40%, such as at the most 30%, for example at the most 20%, such as at the most 10% of the initial amount of virus.

15 More preferably, the reduction of virus results in at least 10%, preferably at least 20%, more preferably at least 30%, for example at least 40%, such as at least 50%, such as at least 60, for example at least 70%, such as at least 80%, for example at least 90% increase in cell survival in an in vitro test system. Cell survival may preferably be determined as for example described in example 2.

20

Flavonoids

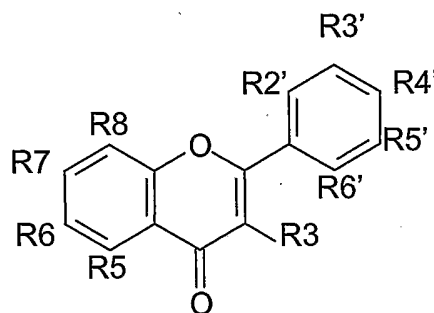
25 "Flavonoids" useful with the present invention may be any flavonoid known to the person skilled in the art. Flavonoids are polyphenolic compounds isolated from a wide variety of plants with over 4000 individual compounds known. The term "flavonoid" according to the present invention covers both naturally occurring flavonoids as well as synthetic derivatives thereof. Flavonoids comprise a range of C₁₅ aromatic compounds and are found in virtually all land-based green plants.

30

Preferred flavonoids according to the present invention includes flavonoids of the general formula:

35

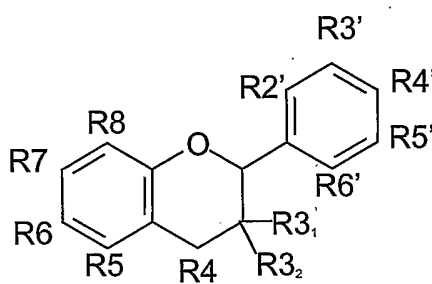
14



10

or the general formula:

15



20

Wherein

R2' can be selected from: -H

25

-OH

R3' can be selected from: -H

-OH

-OCH₃

30

-OCH₂CH₂OH

R4' can be selected from: -H

-OH

-OCH₃

35

-OCH₂CH₂OH

R5' can be selected from: -H

5

-OH

-OCH₃

-OCH₂CH₂OH

R6' is -H;

R3 including R3₁ and R3₂ can individually be selected from:

10

-H

-OH

-O-rutinose

-O-glucoside

-O-glucose-p-coumaric acid

15

-SOH

-O-rhamnose

R4 can be selected from:

20

-H

-(O)

-OH

R5 can be selected from:

25

-H

-OH

-O-CH₂CH₂OH

R6 can be selected from:

30

-H

-OH

-OCH₃

R7 can be selected from:

35

-H

-OH

-O-glucose

-OCH₃

-OCH₂CH₂OH

16

-O-glucuronic acid
-O-rutinoside
-O-rhamnoglucoside

5 R8 can be selected from:

-H
-OH

Furthermore, flavonoid and/or flavonoid derivatives could be stereoisomers of the above mentioned. Additionally flavonoid and/or flavonoid derivatives could be
10 dimers comprising two flavonoid subunits.

Additionally, flavonoids and/or flavonoid derivatives of the present invention to be used in combination with metal could be any flavonoid and/or flavonoid derivative known to the person skilled in the art. For example such flavonoid and/or flavonoid
15 derivative could be any of the flavonoid and/or flavonoid derivative mentioned in WO 01/03681, which is hereby incorporated in its entirety by reference.

Preferably, the flavonoid and/or flavonoid derivatives are selected from molecules with the above general formulas with the proviso,
20

that when R3' is selected from -OH

-OCH₃
-OCH₂CH₂OH

25 then R5' is selected from -H

and when R5' is selected from -OH

-OCH₃
-OCH₂CH₂OH

30 then R3' is selected from -H

Semi-synthetic flavonoids are also within the scope of the present invention. In one embodiment of the invention the flavonoid is a synthetic flavonoid, i.e. a not naturally

occurring flavonoid, such as a semi-synthetic flavonoid or a synthetic derivative of a naturally occurring flavonoid.

5 Preferably, the flavonoid according to the present invention could be selected from the group consisting of: troxerutin, venoruton, hydroxyethylrutosides, hesperitin, naringenin, nobiletin, tangeritin, baicalein, galangin, genistein, quercetin, apigenin, kaempferol, fisetin, rutin, luteolin, chrysin, taxifolin, eriodictol, catechitin, epicatechin, epigallocatechin, epicatechin gallate, epigallocatechin gallate, flavone, sideritoflavone, hypolaetin-8-O-Gl, oroxindin, 3-hydroxyflavone, morin,
10 quercetagenin-7-O-Gl, tambuletin, gossypin, hipifolin, naringin, leucocyanidol, amentoflavone and derivatives thereof and mixtures thereof.

More preferably, one or more of the R chains are $-OCH_2CH_2OH$, yet more preferably, at least two R chains are $-OCH_2CH_2OH$, most preferably three R chains
15 are $-OCH_2CH_2OH$.

In one embodiment of the invention the flavonoid does not comprise antiviral activity when tested in vitro. Furthermore, it is preferred that said flavonoid is soluble in water.

20

In a preferred embodiment, at least one flavonoid is a rutoside, more preferably at least one flavonoid is a hydroxyethylrutoside. Even more preferably, all the flavonoids of the composition are rutosides, yet more preferably all the flavonoids of the composition are hydroxyethylrutosides.

25

For example the pharmaceutical compositions of the invention may comprise a mixture of hydroxyethylrutosides, such as a mixture of mono-, di-, tri- and tetrahydroxyethylrutosides.

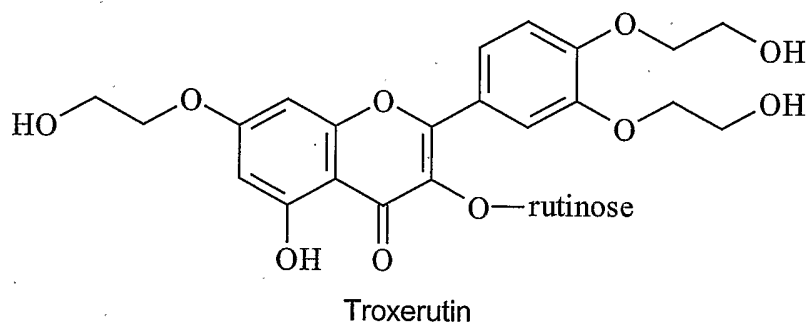
30

In one preferred embodiment the flavonoid derivatives according to the invention comprises a mixture of mono-, di-, tri- and tetrahydroxyethylrutosides. More preferably, the mixture comprises 1% to 15% monohydroxyethylrutoside, such as from 5% to 10% monohydroxyethylrutoside, and from 25% to 50% dihydroxyethylrutoside, such as from 30% to 38% dihydroxyethylrutoside, and from
35 30% to 70% trihydroxyethylrutoside, such as from 45% to 55%

trihydroxyethylrutoside and from 1% to 20% tetrahydroxyethylrutoside, such as from 3% to 12% tetrahydroxyethylrutoside. Most preferably, said mixture of hydroxyethylrutosides is Venoruton.

- 5 The flavonoid is most preferably selected from the group consisting of troxerutin, Veneruton, pharmaceutical acceptable salts thereof and functional derivatives thereof.

10 In one especially preferred embodiment of the present invention at least one flavonoid is troxerutin of the formula:



- 15 Troxerutin of the above-mentioned formula is also known as 7,3',4'-tris[O-(2-hydroxyethyl)]rutin (CAS no. 7085-55-4).

20 The term "Troxerutin" is in the prior art also used to designate a mixture of hydroxyethylrutosides. Hence, the pharmaceutical compositions according to the present invention may also comprise such mixtures of hydroxyethylrutosides (herein designated hydroxyethylrutoside mixture). In preferred embodiments the pharmaceutical compositions comprise no other flavonoids than a hydroxyethylrutoside mixture.

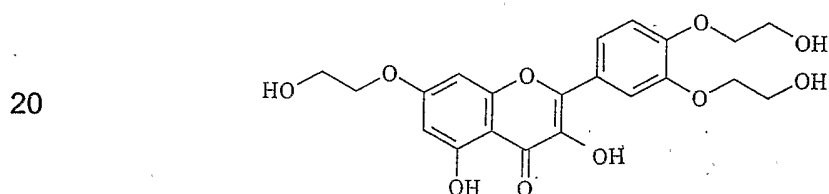
- 25 Preferably, the hydroxyethylrutoside mixture comprises at least 40%, for example around 46%, such as at least 50%, for example at least 60%, such as at least 70%, for example at least 80% troxerutin of the above-mentioned formula. The hydroxyethylrutoside mixture may also comprise in the range of 2 to 10%, more preferably in the range of 3 to 7%, even more preferably around 5%
- 30 monohydroxyethylrutosides. The hydroxyethylrutoside mixture may also comprise in

the range of 20 to 50%, more preferably in the range of 30 to 40%, even more preferably around 34% dihydroxyethylrutosides. The hydroxyethylrutoside mixture may also comprise in the range of 2 to 10%, more preferably in the range of 3 to 7%, even more preferably around 5% tetrahydroxyethylrutosides. Other
5 hydroxyethylated components, such as hydroxyethylated quercetin, for example tetrahydroxylated quercetin may be present in small quantities.

In one embodiment of the invention some or all of the flavonoids are aglycones. For example, at least one flavonoid may be a rutoside aglycone, preferably at least one
10 flavonoid is a hydroxyethylrutoside aglycone, more preferably, at least one flavonoid is troxerutin aglycone.

Aglycones are flavonoids from which at least one sugar group has been removed. Aglycones may be prepared using any suitable mechanism, for example by the aid
15 of β -glucuronidase (see also Shimoi et al., 2001).

The chemical formula of troxerutin aglycone is shown below:



In one embodiment of the invention at least some of the flavonoids, such as essentially all flavonoids are present as metal chelates, such as chelates of iron(III),
25 iron (II), copper(II) or zinc(II). Preferably flavonoids may be present as chelates of Zn^{2+} . Metal chelation of polyphenols is for example described in (Hider et al., 2001) and the flavonoid metalchelate may for example be formed by any of the mechanisms described therein. Preferably, the flavonoid metal chelate is Zn^{2+} /troxerutin or Zn^{2+} /Veneruton.

30 The pharmaceutical compositions according to the present invention may also comprise mixtures of more than one flavonoid. For example such a mixture may comprise 2, such as 3, for example 4, such as 5, for example 6, such as 7, for example 8, such as 9, for example 10, such as more than 10 different flavonoids.
35 Preferably, such a mixture comprise 8 to 10 different flavonoids.

In one embodiment of the invention the flavonoid is not astragalin.

Clinical conditions

5

The present invention relates to uses of flavonoids and menthol for the preparation of a medicament for the treatment of a clinical condition. The invention also relates to methods of treatment of a clinical condition. The clinical condition may be any clinical condition, which may be treated using flavonoids and menthol.'

10

However, in preferred embodiments of the present invention the clinical conditions is a condition relating to common cold, such as common cold of the upper and/or lower respiratory tract and/or eyes. Conditions relating to common cold comprises common cold, a viral infection and/or a bacterial infection of the upper and/or lower respiratory tract and/or eyes, rhinitis, an allergic condition having one or more symptoms similar with the symptoms of a common cold for example allergic rhinitis initiated by rhinovirus infection, asthma like exacerbations and/or other abnormal airway functions derived from various dysfunctions of the immune system, such as for example hay fever or the like.

20

Furthermore, conditions relating to a common cold may comprise secondary bacterial infection(s) that follow soon after a primary viral infection. Secondary bacterial infections may for example be initiated by the normal bacterial flora present in the upper and/or lower respiratory tract and/or eyes.

25

Symptoms of conditions relating to common cold can be selected from the group comprising, but is not limited to: coughing, sneezing, muscle pain, sore throat, hoarseness, irritated throat, headache, malaise, chilliness, nasal discharge, nasal obstruction, pain relating to the sinuses, fever, rhinitis, swelling of mucosal membranes, pharyngitis, asthma, and acute as well as chronic bronchitis.

30

In the present invention the upper respiratory tract includes the mouth, nose, sinuses, throat, and the respiratory tract to epiglottis. The lower respiratory tract includes the rest of the bronchial tree including the bronchioles and lung vacuoles.

The invention also relates to the treatment of eye symptoms related to the condition of the respiratory tract in that the condition may involve the mucosal lining of the respiratory tract as well of the eyes. By the term treatment as used herein is also meant prevention of symptoms whether the prevention is in fact a decrease in the development of symptoms or a prevention of the symptoms to arise in first place, e.g. upon exposure to infection.

According to the present invention a pharmaceutically effective amount or a therapeutically effective amount is to be understood as an amount sufficient to induce a desired biological result. The result can be alleviation of the signs, symptoms, or causes of a disease, for example of common cold, preferably, the result is a significant alleviation of signs, symptoms or causes of common cold. For example, an effective amount is generally that which provides either subjective relief of symptoms or an objectively identifiable improvement as noted by the clinician or other qualified observer, preferably such a relief of symptoms is a significant relief. The relief may for example be evaluated based on a symptom score as disclosed herein in the examples. Accordingly, effective amounts can vary widely depending on the individual, on the disease or symptom to be treated.

Most common cold patients produce interferon following infection of the respiratory tract (Cate et al., 1969), which per se in principle should be sufficient to alleviate the infection.

Hence, in one preferred aspect of the present invention the treatment of a viral infection is not to be regarded as a direct antiviral effect but as a modification or inhibition of cytokines or other factors relevant for the establishment or continuation of a viral infection located in the mucosal membrane of the respiratory tract or eyes. Furthermore, the treatment preferably inhibits inflammation processes in the mucosal membrane of the respiratory tract or eyes and thereby alleviates symptoms of common cold. Accordingly, the invention relates to use of a flavonoid and menthol for the treatment of symptoms of viral infection of the upper and/or lower respiratory tract and/or eyes, wherein the flavonoid and/or flavonoid derivative has no antiviral effect in vitro.

Thus, in one embodiment of the present invention the flavonoid does not comprise an antiviral or anti bacterial effect in vitro. In vitro antiviral and/or antibacterial effect can be determined in various laboratory tests. Preferably, such laboratory tests comprise a cultured cell line capable of being infected with the bacteria or virus to be tested as well as said bacteria or virus. More preferably, said cultured cell line is WISH cells and said virus is a rhinovirus selected from the group consisting of: rhinovirus 1A, rhinovirus 15 and rhinovirus 39. Most preferably antiviral effect is determined using the MTS method as described in example 1. When antiviral effect is measured according to the MTS method as described in example 1, a protection of less than 10%, preferably less than 7.5%, more preferably less than 5%, even more preferably less than 3%, most preferably less than 2% is to be regarded as no antiviral effect in vitro.

Preferably, the effect of the flavonoid and/or flavonoid derivative is closely related to the living organism such as the effect is a modulatory effect on specific factors and biological reactions related to the affected mucosal membrane. The precise mechanisms are currently not known.

Very often common cold is initiated by, associated with or followed by a viral infection, which is involved in the common cold or symptoms of the common cold. In one embodiment of the present invention the condition relating to common cold is associated with a viral infection of the upper and/or lower respiratory tract and/or eyes.

The virus infection which a common cold is most often associated with or initiated by, is infection by one or more virus selected from the group consisting of: adenoviruses, parvoviruses, picornaviruses, reoviruses, orthomyxoviruses, paramyxoviruses, arenaviruses, caliciviruses, coronaviruses, orthomyxoviruses, rhinovirus, influenza virus, including influenza virus type A and B, echovirus, respiratory syncytial virus (RSV), and coxsackie virus. Rhinovirus is the most common virus identified in relation to common cold. The term rhinovirus is meant to comprise any rhinovirus for example any of the rhinoviruses 1-113. However, very often the above virus may be present in individuals with no symptoms of common cold. Preferably, the virus infection associated with common cold according to the present invention is infection by rhinovirus or coronavirus.

Very often the common cold is associated with or followed by a bacterial infection, which is involved in the common cold or symptoms of the common cold. Such a bacterial infection may in one embodiment of the present invention be a secondary
5 infection following a primary infection with for example a virus. In one embodiment of the present invention the condition relating to common cold is associated with a bacterial infection of the upper and/or lower respiratory tract and/or eyes.

The bacterial infection, which may be associated with a common cold or with the
10 symptoms thereof is most often infection by one or more bacteria selected from *Streptococcus pneumoniae*, *Streptococcus Haemolyticae*, *Haemophilus influenzae*, and *Moraxella catarrhalis*.

Furthermore, common cold may be initiated by a microbial infection. Such a
15 microbial infection may lead to similar inflammatory responses as viral infections involving the same effector cells for example neutrophils. Accordingly, such microbial infections may be treated in a fashion similar to viral infections associated with common cold.

Many allergic reactions are associated with symptoms similar to the symptoms of a
20 common cold and it has surprisingly been shown that such symptoms of an allergic disorder may also be effectively treated by the method and use as disclosed herein. Hence, in one embodiment of the present invention the condition relating to common cold is an allergic disorder.

25 The allergic conditions according to the present invention is preferably selected from rhinitis, asthma, acute and chronic bronchitis, and hay fever. The most common symptoms in relation to allergies are one or more symptoms selected from nasal discharge, nasal congestion, sneezing, cough, swelling of mucosal membranes,
30 rhinitis. More preferably, the allergic condition according to the present invention is selected from the group consisting of rhinitis and hay fever. In a further aspect of the present invention the individual may have relief from the symptoms based on a decreasing effect of said flavonoid on the mucosal swelling associated with the infection or condition mentioned herein. In a still further aspect the present invention
35 encompass acute allergic reactions related to insect bites and stings and in a still

further aspect to the allergic reactions from food or other allergens leading to swelling of the mucosa of the mouth and/or throat in such acute reactions.

5 It is furthermore contained within the present invention to treat allergic conditions that is initiated by one or more agents selected from the group consisting of: pollution, house dust, common dust mite such as *Dermatophagoides Farinae* or *Dermatophagoides Pteronyssinus*, pollen such as grass pollen, tree pollen or weed pollen, mold, animal danders or feathers, fungal spores and chronic inhalation of for example, wheat flour.

10

Accordingly, the conditions related to common cold of the present invention could be an infection or common cold or allergic condition characterised by one or more symptoms selected from the group comprising: coughing, sneezing, muscle pain, sore throat, hoarseness, irritated throat, headache, malaise, chilliness, nasal
15 discharge, nasal obstruction, pain relating to the sinuses, rhinitis, swelling of mucosal membranes, pharyngitis, asthma, and acute as well as chronic bronchitis.

20

When the condition relating to common cold is an allergic condition, preferably such a condition is treated by administration of flavonoid and menthol without simultaneous administration of metal to the individual in need thereof. More preferably said flavonoid is selected from the group consisting of troxerutin and Veneruton®.

25

The classical common cold results in symptoms, which lasts for approximately one week. However, in certain cases conditions relating to common cold results in symptoms, which lasts for much longer. Such long lasting common colds for example last for more than 10 days, such as more than 2 weeks, such as more than 3 weeks, for example more than one month, such as more than 6 weeks. Individual suffering from long lasting common cold are preferably treated by administration of
30 flavonoid and menthol without simultaneous administration of metal. More preferably said flavonoid is selected from the group consisting of troxerutin and Veneruton®.

35

In contrast, individuals suffering from a classical common cold wherein treatment is initiated 1 to 5 days following the onset of common cold symptoms, preferably 1 to 3 days following the onset of common cold symptoms may be treated by

administration of both a flavonoid, menthol and metal according to the present invention.

5 **Metal complexes and metal salts**

In one embodiment of the invention the pharmaceutical compositions comprises flavonoid, menthol and a metal complex and/or metal salt.

10 The metal according to the present invention is preferably selected from the group consisting of zinc, manganese, cadmium, cobalt, iron and selenium. The metal may for example be in the form of Zn^{2+} , Mn^{2+} , Cd^{2+} , Co^{2+} , Fe^{2+} and Se^{2+} . Most preferably the metal is zinc. Preferably zinc is Zn^{2+} , given in the form of a salt and/or complex or derivatives thereof.

15

Within the scope of the present invention, zinc could be in any suitable form for example as ZnGluconate, as $\text{Zn}(\text{acetate})_2$, as Zn^{2+} aminochelates, as Zn^{2+} amino acid chelates, as Zn^{2+} DL-methionine, as Zn^{2+} L-methionine, as histidine derivatives or as a complex with amino acids in combination with histidine, or the like such as
20 for example PolaPreZinc®. Furthermore zinc could be in the form of zinc sulfate, zinc chloride, Nitric-acid zinc, phosphoric-acid zinc, ulmin acid zinc, zinc fluoride, zinc iodide, a zinc hydroxide, zinc carbonate, a zinc chromate, benzoic-acid zinc, zinc acetate, p-aminobenzoic-acid zinc, p-dimethylamino benzoic-acid zinc, p-zinc phenolsulfonate, p-methoxy cinnamic-acid zinc, lactic-acid zinc, gluconic-acid zinc,
25 citric-acid zinc, salicylic-acid zinc, a zinc stearate, lauric-acid zinc, myristic-acid zinc, Oleic-acid zinc, 2, 5-pyridine dicarboxylic-acid zinc, 2, 6-pyridine dicarboxylic-acid zinc, 4-pyridine dicarboxylic-acid zinc, 2, 4-dicarboxy pyridine zinc, 3-hydroxy-2-carboxy pyridine zinc, 3-n-propoxy-2-carboxy pyridine zinc, 3-n-hexyloxy-2-carboxy pyridine zinc, 5-n-propoxy-2-carboxy pyridine zinc, 5-n-butoxy-2-carboxy pyridine
30 zinc, 5-(2-ethyl-hexyloxy)-2-carboxy pyridine zinc, 6-n-butoxy-2-carboxy pyridine zinc, 3-methoxy-2-carboxy pyridine zinc, 5-methoxy-2-carboxy pyridine zinc, 6-methoxy-2-carboxy pyridine zinc, 6-n-hexyloxy-2-carboxy pyridine zinc, 3-methyl-2-carboxy pyridine zinc, 4-methyl-2-carboxy pyridine zinc, 4-tert-butyl-2-carboxy pyridine zinc, 5-methyl-2-carboxy pyridine zinc, 5-n-hexyl-2-carboxy pyridine zinc, 3-n-undecyl-2-carboxy pyridine zinc, 4-n-undecyl-2-carboxy pyridine zinc, 5-n-butyl-2-

35

carboxy pyridine zinc, 6-n-undecyl-2-carboxy pyridine zinc, 4-nitroglycerine-2-carboxy pyridine zinc, 5-hydroxy-2-carboxy pyridine zinc, 4-fluoro-2-carboxy pyridine zinc, 2-carboxy pyridine N-oxide zinc, picolinic-acid zinc, Nicotinic-acid zinc, nicotinamide zinc, 3, 4-dihydroxy benzoic-acid zinc, Screw histidine zinc, hinokitiol zinc, protoporphyrin zinc, porphyrin zinc or picolinic-acid amide zinc.

It is contained within the present invention that zinc could be a combination of the above mentioned zinc salts and/or a zinc complexes. Such combination could comprise two or more sorts. Preferably zinc is selected from the group consisting of Zn^{2+} aminochelates, Zn^{2+} amino acid chelates, $\text{Zn}(\text{acetate})_2$, Zn^{2+} DL-methionine, Zn^{2+} L-methionine, ZnGluconate and PolaPreZinc ®. Preferably, zinc is in the form of ZnGluconate or PolaPreZinc ®.

15 Administration, formulation and effect

In one aspect the present invention relates to methods of treatment involving administration of any of the pharmaceutical compositions described herein above. The invention also relates to use of flavonoid(s) for the preparation of a medicament for the treatment of a clinical condition, such as common cold. Said medicament is preferably free of all compounds of peppermint oil except menthol. In one embodiment the invention relates to use of flavonoid and menthol for the preparation of a medicament for treatment of a clinical condition, such as common cold (see herein above).

The pharmaceutical compositions according to the present invention should preferably comprise an effective dosage of flavonoids and menthol and optionally of metal. It is contained within the present invention that the effective dosage is distributed over several dosage units. By way of example, if the pharmaceutical composition is formulated as lozenges, then the daily effective dosage may be distributed in 2 to 20 lozenges.

It is also contained within the present invention that flavonoids and menthol are formulated individually, and that the pharmaceutical composition thus comprises two

individual formulations, which may be administered simultaneously or sequentially in any order. However, preferably they are administered simultaneously.

5 The effective dosage of flavonoids may vary according to the individual in need thereof and to the particular clinical condition. In general, the effective will be in the range of from 5 to 5000 mg daily. More preferably, the effective dosage is in the range of from 10 mg to 4000 mg, such as in the range of from 30 mg to 3000 mg, even more preferably in the range of from 40 mg to 2000 mg daily, yet more preferably, in the range of from 50 mg to 1000 mg daily.

10

Furthermore, the effective dosage of said flavonoids could be a dosage equivalent of a dosage of troxerutin of from 5 mg to 5000 mg daily.

15

The effective dosage of Venoruton or troxerutin or a hydroxyethylrutoside mixture or a pharmaceutically acceptable salt or a functional derivative or a metal chelat thereof is normally in the range of from 5 to 5000 mg. In general the effective dosage is in the range of from 10 mg to 4000 mg, such as in the range of from 30 mg to 3000 mg, preferably in the range of from 40 mg to 2000 mg daily, more preferably, from in the range of 50 mg to 1000 mg daily, yet more preferably in the range of from 50 to 500 mg daily, most preferably in the range of from 100 to 300 mg daily for for example an adult human being.

20

25 The effective dosage of menthol is depending on the individual to be treated in general in the range of 1 mg to 200 mg daily. Preferably, the effective dosage of menthol is in the range of 5 mg to 100 mg daily, more preferably the effective dosage is in the range of 10 mg to 50 mg daily, even more preferably the effective dosage is in the range of 15 mg to 40 mg daily, yet more preferably the effective dosage is in the range of 20 mg to 35 mg daily for for example an adult human being.

30

The administration of flavonoids and menthol according to the present invention is preferably a very frequent administration during the day. If menthol and flavonoid are formulated individually, the administration frequency may differ for flavonoid and menthol, respectively. Accordingly, the daily dosage may individually be
35 administered in divided dosages of 1 to 36 individual dosages daily, preferably 2 to

24 times daily, more preferably 3 to 12 times daily, such as 5 to 8 times daily, for example around 6 times daily. Preferably, the first 2 doses are administrated simultaneously. The specific number of daily applications may be correlated to the individual way of administration and the severity of the symptom in question. The preferred treatment is a treatment where the medicament is present in the mucosal membrane as constant as possible due to the theory that the individual factors involved in the maintenance of the symptoms are constantly produced in the affected mucosal membrane during the illness.

In one embodiment the pharmaceutical compositions comprising flavonoids and menthol according to the present invention are administrated in combination with a second treatment such as in combination with an antiviral treatment including treatment against influenza such as TaMiFlu[®], treatment against rhinitis such as Picovir[®]; or treatment with antibodies against streptococcus; or treatment with interferons (alpha, beta or gamma) and mixtures thereof. The antiviral agents include TamiFlu or other neuraminidase inhibitors or rimantadine or antibodies against RSV. The second treatment may also be a metal complex or metal salt (see herein above).

In another embodiment of the present invention the second treatment is administration of an anti-microbial agent. Preferably, the anti-microbial agent is distinct and specific, however the anti-microbial agent may also be a general antibiotic. In particular, an anti-microbial agent may be administrated to treat conditions associated with bacterial infections.

The effective dosage of metal complex or metal salt depends on the particular metal complex or metal salt and the clinical condition to be treated. In general, however in the range of 0.1 mg to 1000 g metal is administrated daily. Preferably the metal is zinc. The effective dosage of Zinc depends upon the form of zinc component which is administrated. Preferably between 0.1 mg and 500 mg Zn^{2+} is administrated, such as between 0.5 mg and 250 mg, for example between 1 mg and 150 mg, such as between 5 mg and 100 mg, for example between 10 mg and 50 mg per dose. If the zinc compound is ZnGluconate, preferably between 5 mg and 1000 mg, more preferably between 10 mg and 500 mg, even more preferably between 10 mg and 100 mg, yet more preferably between 20 mg and 80 mg, even more preferably

between 30 mg and 70 mg, most preferably around 50 mg ZnGluconate is administrated per dose. If the zinc compound is PolaPreZinc, preferably between 1 mg and 500 mg, more preferably between 5 mg and 250 mg, even more preferably between 10 mg and 100 mg, most preferably around 25 mg.

5

The administration of a flavonoid, menthol and metal salt and/or metal complex may be either simultaneously as separate or combined formulations or it may be sequential in any order.

- 10 It is preferred to present flavonoids and/or menthol and/or metals according to the present invention in the form of a pharmaceutical formulation. Accordingly, the present invention further provides pharmaceutical formulations, either as a single composition or as a kit of parts, for medicinal application, which comprises a flavonoid and menthol as well and optionally a metal salt and/or metal complex
- 15 according to the present invention or a pharmaceutically acceptable salts thereof, as herein defined, and a pharmaceutically acceptable excipient therefore.

The pharmaceutical formulations according to the present invention may be prepared by conventional techniques, e.g. as described in Remington: The Science and Practice of Pharmacy 1995, edited by E. W. Martin, Mack Publishing Company,

20 19th edition, Easton, Pa. The pharmaceutical formulation may have any form known to the person skilled in the art. For example the pharmaceutical formulation may be in the form of a solution, dispersion, emulsion, suspension, bioadhesive and non-bioadhesive gel, powder, micropheres, tablets, lozenges, chewing tablets, chewing

25 gum, pills, capsules, cachets, suppositories, dispersible granules, drops, sprays, aerosols, insufflators, inhalators, patches, a lollipop, ointment, lotion, cream, foam, implant, syrup or balm. The skilled person may select the appropriate administration form based on the common knowledge within the field of delivery systems for pharmaceuticals.

30

It is believed that the optimal effect is obtained by a direct topical application of the flavonoids and menthol according to the present invention on the mucosal membrane in question. Accordingly, it is preferred that the administration is topical administration directly to the mucosal membrane, more preferably, to the mucosal

35 membrane of the upper and/or lower respiratory tract and/or of the eyes, even more

preferably the mucosal membrane of the oral cavity. The formulation should generally be distributed to a major part of the mucosal involved in the specific condition or symptom to be treated.

5 In a preferred embodiment of the invention the pharmaceutical composition is useful for oral administration. Hence, it is preferred that the pharmaceutical composition is selected from the group consisting of lozenges, troches, capsules, syrups, tablets, lollipops, solutions, dispersions, suspensions, powders, micropheres, chewing tablets, chewing gums, sprays and pills.

10

It is also preferred within the present invention that the pharmaceutical composition is a slow-release composition, i.e. that the release of active ingredients of the composition lasts for for example 1 min to 24 hours, such as for 1 min to 12 hours, for example from 1 min. to 6 hours, such as from 1 min to 1 hour.

15

In a preferred embodiment of the invention the pharmaceutical composition is lozenges.

20

The pharmaceutical composition according to the present invention usually comprise pharmaceutically acceptable excipients, which can be either solid or liquid. Preferably, such pharmaceutically acceptable excipients are not therapeutically active ingredient, but rather said excipients may be one or more substances which may act as diluents, flavouring agents, solubilisers, lubricants, suspending agents, binders, preservatives, wetting agents, tablet disintegrating agents, or an encapsulating material. Such excipients include pharmaceutical grades of mannitol, lactose, starch, magnesium stearate, sodium saccharine, talcum, cellulose, glucose, lactose, pectin, dextrin, starch, gelatin, sucrose, magnesium carbonate, tragacanth, methylcellulose, sodium carboxymethylcellulose, a low melting wax, cocoa butter, and the like.

25

Menthol is not regarded an excipient within the meaning of the present invention.

30

Preferably, at least one pharmaceutically acceptable excipient is Magnesium stearate. In addition, the pharmaceutical acceptable excipients may be colorants, flavours, stabilisers, buffers, artificial and natural sweeteners, dispersants, thickeners, solubilising agents, and the like.

In powders, the excipient is preferably a finely divided solid, which is a mixture with the finely divided active components. In tablets, the active components are mixed with the excipient having the necessary binding capacity in suitable proportions and compacted in the shape and size desired. The powders and tablets preferably
5 contains from one to about seventy percent of the active compound.

Formulations suitable for topical administration in the mouth include lozenges comprising active agents in a flavoured base, usually sucrose and acacia or tragacanth; pastilles comprising the active ingredient in an inert base such as gelatin
10 and/or glycerin and/or sucrose and/or acacia; and mouthwashes comprising the active ingredient in a suitable liquid carrier. In one preferred embodiment the lozenges comprise sorbitol.

The compounds of the present invention may be formulated for nasal administration.
15 The solutions or suspensions are applied directly to the nasal cavity by conventional means, for example with a dropper, pipette or spray. The formulations may be provided in a single or multidose form. In the latter case of a dropper or pipette this may be achieved by the patient administering an appropriate, predetermined volume of the solution or suspension. In the case of a spray this may be achieved for
20 example by means of a metering atomizing spray pump.

The compounds of the present invention may be formulated for aerosol administration, particularly to the respiratory tract and including intranasal administration. The compound will generally have a small particle size for example
25 of the order of 5 microns or less. Such a particle size may be obtained by means known in the art, for example by micronization. The active ingredient is provided in a pressurized pack with a suitable propellant such as a chlorofluorocarbon (CFC) for example dichlorodifluoromethane, trichlorofluoromethane, or dichlorotetrafluoroethane, carbon dioxide or other suitable gas. The aerosol may
30 conveniently also contain a surfactant such as lecithin. The dose of drug may be controlled by a metered valve. Alternatively the active ingredients may be provided in a form of a dry powder, for example a powder mix of the compound in a suitable powder base such as lactose, starch, starch derivatives such as polyvinylpyrrolidone (PVP). The powder carrier will form a gel in the nasal cavity. The powder
35 composition may be presented in unit dose form for example in capsules or

cartridges of e.g., gelatin or blister packs from which the powder may be administered by means of an inhaler.

5 Surprisingly, the present invention discloses that even though common cold is usually caused by an infection of the upper and/or lower respiratory tract, it can be treated effectively by topical administration directly to the mucosal membrane of the oral cavity. Since administration directly to the mucosal membrane of the oral cavity is very convenient for the individual to be treated, it is a considerable advantage of the present invention that administration can be performed directly to said mucosal
10 membrane. In addition, the present invention discloses that allergic rhinitis also can be treated by applying the compounds according to the present invention directly to the mucosal membrane of the oral cavity. Accordingly, the compounds according to the present invention are preferably formulated as lozenges, chewing tablets, chewing gum, drops, sprays and aerosols, which can be applied directly to the
15 mucosal membrane of the oral cavity. Most preferably, the compounds according to the present invention are formulated as lozenges, which can be directly applied to the mucosal membrane of the oral cavity.

The individual in need of a treatment according to the invention could be any
20 individual, however preferably, such individual is a human being. The individual will generally have a score relating to symptoms based on the score system as disclosed in Patients diary, (see examples) of at least 4 to 5, such as at least 6, preferably, at least 10, more preferably the patient would have a score of at least 15, whereas an individual with a score of 3 or less is not to be regarded as sick.
25 Generally speaking a score around 5 to 6 or lower will allow the person to continue his/her work.

In a further aspect of the invention, the treatment results in a decrease in the severity of symptoms corresponding to a decrease of score as measured according
30 to patients diary herein of at least 15% within 24 hours, such as at least 25 %, more preferably of at least 30 % in 24 hours from the start of the treatment. After 48 hours of treatment the scores is preferably decreased with at least 20% in 48 hours, such as with at least 30%, for example with around 40% to 60%, more preferably with at least 40%, yet more preferably with at least 50%, even more preferably with at least
35 60%, yet more preferably at least 70%, even more preferably at least 75% in 48

hours from the start of the treatment. 72 hours of treatment preferably results in a decrease of score as measured according to Patients Diary herein of at least 30%, preferably at least 40%, more preferably at least 50%, even more preferably at least 55%, yet more preferably at least 59%, even more preferably at least 65%, yet more preferably at least 70%, even more preferably at least 80%, yet more preferably at least 85%, even more preferably at least 90% in 72 hours from the start of the treatment. However, the preferred decrease in symptom score is dependent on the condition relating to common cold to be treated, the scheme of treatment and the individual patient.

10

It is in particularly preferred that at least one symptom, preferably at least 2 symptoms, more preferably at least 3 symptoms selected from the group consisting of clogged nose, rhinorrhea, coughing, headache, sneezing and sore throat are essentially eliminated after 72 hours of treatment.

15

Flavonoids are known to possess anti-oxidative properties, and according to one further aspect, the flavonoid is a flavonoid having a singlet Oxygen Quenching measured as the rate constant of $^1\text{O}_2$ quenching K of from 10^4 to $10^9 \text{ M}^{-1} \text{ s}^{-1}$.

Preferably, the rate is 10^4 to $10^8 \text{ M}^{-1} \text{ s}^{-1}$. The singlet oxygen quenching can be measured using a variety of solvents known to the person skilled in the art. Preferably, the solvent is selected from the group consisting of CD_3OD , a mixture of CCl_4 and CH_3OH of 1:3 and CH_3CN .

20

25 Examples

Example 1

Methods

30 Virus titrations

Rhinovirus 1A, rhinovirus 15 and rhinovirus 39 were titrated according to the tetrazolium salt (MTS)-method (Berg et al., 1990) (Hansen et al., 1989)). WISH cells were seeded in a micro tray at 3000 cells per well and incubated at 37°C , 5% CO_2 overnight; the following morning the medium was replaced with 10-fold dilutions

35

of either rhinovirus 1A, rhinovirus 15 or rhinovirus 39, respectively, in fresh medium and the trays were incubated 4-5 days at 33°C; a microscopical examination confirmed that the CytoPathogenic Effect (CPE) was fully developed (CPE equal to 100%). The minimal amount of virus (i.e.: the highest dilution of the virus in question) which produced 100% destruction was used as "challenge virus" in the subsequent experiments. To quantitate the CPE in terms of % destruction, MTS (Berg and Owen, 2003) was added to all cultures and after 3 h incubation at 37° C (without CO₂) the trays were read in a scanner as previously described (Berg et al., 1990). Control cell cultures, that were not infected with virus, were included in the experiment; the latter gave the highest OD as these cells were not damaged; depending on the concentration of virus added to the different wells, the OD₄₉₂ varied, accordingly: 100% CPE yielded a low OD(<0.200) ; 0% CPE corresponding to no infection at all (controls cell) gave a high OD (>1.200).

Interferon titration

Interferon titration was performed as follows (cf. Berg et al., 1990): 3.000 WISH cells were seeded in a microtray and on the following morning, the medium was replaced with 2-fold dilutions (from a 0-30 units/ml stock solution) of HuIFN- α -2b (Intron A) in fresh medium comprising 2% serum. After incubation overnight, the medium was replaced with fresh medium comprising challenge virus and incubated at 33° C, 5% CO₂ for 3-5 days and processed further as described in Example 2.

Example 2. (Figures 1A, 1B, 2A, and 2B)

Experiment: 1 g pure Menthol(-) from Sigma was dissolved into 3 ml 100% Ethanol and kept at 4° C (Menthol stock solution). Japanese peppermint oil (PPO) was produced each time from the bottle(stored at 4° C from the supplier (local hospital pharmacy(RH))). The two stock solutions were used at dilutions (final) as indicated in the text/figures.

1:800 dilutions of Menthol(-) were added to interferon dilutions on confluent

monolayer cultures yielding the interferon units/ml as indicated in Figure 1A and 1B and rhinovirus, RHV-T-39 was added at 10^{-2} dilution (Figure 1 A) or $10^{-2.5}$ (Figure 1 B) diluted from a virus stock preparation of RHV-39 and the cells were incubated at 33°C for 3-4 days until control cultures infected with the virus alone yielded 100% destruction as seen in a microscope; at that time MTS (3-[4,5-dimethylthiazol-2-yl]-5-[3-carboxymethyloxyphenyl]-2[4-sulphonyl]-2H-tetrazolium)/ PMS (phenazine methosulfate) was added and the dehydrogenase in the intact cells produced a color which subsequently was measured in an ELISA scanner as previously described (Hansen et al., 1989; Berg et al., 1990). The results were graphed with the concentration of interferon on the horizontal scale and the OD_{492} readings on the vertical scale.

Results: The lower curve (RHVT39 in Figure 1a) illustrates the variation of the virus infection in the individual wells. As can be seen the OD-level is around 0.15 corresponding to a 50-fold reduction in the signal compared to non-infected control cell (black triangle: Cell control(-IFN)); upper curve).

Conclusion: The presence of Menthol yields a significant protection amounting to 10-15% compared to uninfected control cells (cf. protection levels at IFN= 0 units/ml);

At the interferon range between 0 and 8 units/ml the interferon curve+menthol is significantly above the interferon curve, demonstrating a specific potentiation.

Similar results are also seen at a lower virus concentration ($10^{-2.5}$ - Figure 1 b).

To further elucidate the action of menthol on the growth of human rhinoviruses the following experiments were performed: monolayers of WISH cells in microtrays were titrated with rhinoviruses in the presence or absence of menthol at various dilutions, respectively, cf. Figure 2A: At a dilution of 1:800 (made from the menthol stock solution described above) there was a significant increase in the protection as the menthol curve is located at a significant higher level at the dilution range of the virus (10^2 - 10^3), corresponding roughly to a 50% increase in protection compared to virus controls receiving no menthol, at all. This finding was reproducibly found, cf. for example Figure 2 B displaying similar result from a subsequent experiment. The

protection was seen with all three rhinoviruses employed (RHV 1A, 17, and 39A), cf. (Berg et al., 2003)

5 Conclusion of Figures 1A -2B: The above described experiments demonstrate that menthol has a direct effect on the growth of rhinoviruses, per se, and thus can be considered to exert antiviral activity in man infected with rhinoviruses or other related upper respiratory viruses known to induce the common cold syndromes. Furthermore, it also indicates that the natural interferon system, known to be activated in man during common cold infections (Cate et al., 1969), can be
10 potentiated further, much in the same way as described recently by Berg et al. (Berg et al., 2001).

Example 3 (Figure 3A , 3B, and 3C)

15 To compare Japanese peppermint oil (PPO) with menthol a series of analog experiments as described in the preceding paragraphs were executed: monolayers of WISH cells in microtrays were titrated with rhinoviruses in the presence or absence of PPO at various dilutions in PBS (phosphate buffered saline) of
20 standard stock solutions of Japanese Peppermint Oil in 95% alcohol (supplied from the Rigshospitalets Pharmacy, Denmark) without any success as it turned out that PPO (diluted 1:100 in PBS) is rather toxic to WISH cells. Furthermore, dose-response curves between virus dilutions and dilutions of PPO in PBS proved without any meaning as no systematic decrease or dependency could be observed. The
25 problem was solved when no pre-diluted PPO was added directly into the cell cultures infected with rhinoviruses. In stead, reproducible and meaningful results were obtained when the cultures were incubated with an extra microtray containing specific dilution of PPO in water (both trays were wrapped together in plastic foil and incubated in a small box with 5% CO₂/water at 33 °C). Apparently, the specific
30 partial pressure of the PPO from the PPO-solution produced a certain amount of "PPO-gas", which in turn was absorbed by the relevant cell cultures infected with rhinovirus cultures, without causing toxic problems, per se in control cell cultures. Thus, microtrays filled with 200µl of with standard PPO diluted 1:1000 in water
35 incubated together with the microtray with cells and viruses proved to be very efficient when a non-toxic PPO-environment was to be established in the cell cultures

infected with virus. The PPO treated wells had reproducibly a low, but distinct odour of PPO after this treatment.

5 The results from such an experiment are shown in Figure 3A: Two identical microtrays containing exactly the same virus dilutions in the appropriate wells are processed identically; one tray is incubated in an closed box containing no PPO but 5% CO₂ at 33 °C; the other microtray is incubated together with a microtray filled with 200 µl PPO diluted 1:1000 in each well ; both microtrays were wrapped together with plastic film and incubated in a closed box at the same conditions as
10 the former box until a distinct CPE has developed in the control cell cultures (after 3-4 days) and processed using the MTT/MTS-PMS technique as described previously (Berg et al., 1990; Berg et al., 2001; Berg et al., 2003) and below.

As expected the standard rhinovirus curve (HRV control) rises as a steep curve together with the increase in the dilution of the virus indicating that the virus infection
15 depends on the innoculum, *per se*. At 10^{3.5} dilution it looks as no infection occurs. However, the parallel virus titration curve , in the presence of PPO 1:1000 (in the "empty" microtrays) proves to have a very dramatic influence on the production of virus, *per se*, as full production of virus now occurs irrespective of the dilution of the added virus; thus, the minute amount of PPO - received in a gaseous form by the
20 wells containing the infected cells - is, indeed able to potentiate the production, remarkably. This phenomenone has not previously been described in the literature as far as PPO and Rhinovirus is concerned.

To elucidate if PPO should any influence on the interferon system, *per se*, a
25 standard interferon titration was performed with rhinovirus and WISH cells (Berg et al., 2001) in the presence or absence of PPO - cf. above described experiment, as seen in Figure 3B and 3 C; the results demonstrate directly that PPO also depresses the IFN-system, *per se*, especially at lower concentration range (i.e.: < 10 units/ml) depending on the challenge virus concentration employed (cf. 10⁻² vs. 10^{-2.5}).
30

Similar results were observed using different vira (HRV 1A or HRV 14). It is therefore likely that other RNA viruses, in particular RNA viruses belonging to the respiratory viruses wil react similarly to exposure to PPO.

Conclusions: Japanese Peppermint oil (PPO) increases the growth of rhinovirus 39 and other rhinoviruses and down-regulates the protective action of the natural, human leukocyte interferon system.

5

Example 4 (Figures 4A, B,C,D,)

Treatment of Common Cold Patients

10

In order to evaluate the new and surprising, *in vitro*, findings several studies were performed in common cold patients infected naturally. These studies had the objective to examine if the marked difference from the *in vitro* studies between PPO and Menthol also would be reflected in, *in vivo*, studies. The studies were undertaken essentially as described in patent application WO 02/09699, which is hereby incorporated by reference in its entirety.

15

The patients were treated with either menthol lozenges or PPO lozenges.

20

Menthol lozenges

50 mg Troxerutin

25 mg Zn Gluconate

4-5 mg (-) menthol

882 mg sorbitol

25

10 mg magnesium stearat

PPO lozenges

50 mg Veneruton®

25 mg Zn Gluconate

30

4-5 mg (-) menthol 882 mg sorbitol

10 mg magnesium stearat

In order to evaluate the effect of treatment the following Patients Diary was filled in by the patients and symptom score was calculated.

35

Patients diary

- 5 This scheme should preferably be filled out in the evening. How are your current condition with regard to the symptoms below. In the scheme below, please state the strength of your symptoms today by inserting an X at the appropriate place: every symptom should have points: 0 means that you have not had any symptoms at all; 4 means that you have had the worst symptoms available; etc. 0 = no symptoms, 1 = a minimum of symptoms; 2 = unpleasant symptoms; 3= considerably unpleasant symptoms; 4 = very unpleasant symptoms
- 10

Symptom points	0	1	2	3	4
Cough					
Headache					
Hoarseness					
Nasal discharge					
Sneezing					
Nasal obstruction					
Sore throat					
Irritated throat					
Malaise					
Sore muscles					
Fever					

15

Have you had any side effects of the treatment? Yes ☐ No

20 ☐

Specify _____

Do you also take any other medical treatment or other kinds of treatment apart from this test treatment? Yes ☐ No ☐

5 Specify _____

The scheme above may preferable be used for identifying persons in need of a treatment according to the invention and to compare the effect with other treatments or placebo.

10 A total score of 3 to 5 or less is regarded to be a normal condition.

Most of the patients included in this section have been treated at Doctor's Office within 24-30 h after the onset of the classical common cold symptoms; preferentially, patients with fewer ar allergic rhinitis or the like were excluded from these studies. Each patient was instructed to fill out the patients diary every day (day 0= 1st visit to the Doctor's Office) and to follow the mode of administration: one lozenge should be applied on or under the patient's tongue and it should melt in a minimum period of 4-5 min. (no fluid or food should be taken the next 15-20 min.) If necessary, the patient could take the next lozenge after 30 min.; a total number of 5-7 lozenges per day was equal to the maximal dose per day. Last lozenge should be taken just before bedtime. Treatment was in general continued for 3 to 4 days.

25 A few patients - who are not included in the enclosed figures as they reported back by telephone - expressed a surprisingly fast recovery after treatment with menthol-lozenges, as already less than 5-6 of the menthol-lozenges stopped the rhinorea and sore throat - this effect was not observed with similar patients treated with the PPO-lozenges.

30 To further examine quantitatively the efficacy of the treatment with Menthol-lozenges common cold patients who all had reported to the Doctor's Office within 24-30 h subsequent to the appearance of the typical symptoms (no fever, beginning rhinorea, sneezing, etc.) were treated for 3-4 days with Menthol lozenges as described above.

The patients returned their diaries and the specific symptoms scores (SS) were evaluated as shown in Figure 4A. The following results were noted:

- 5 Figure 4A shows the symptoms score of 3 patients treated with menthol lozenges, where treatment was initiated 24h post infection (p.i.)

Table 1. Reduction in symptom score (SS) using menthol-lozenges (cf. Figure 4A)

-
- 10 reduction in SS after 1 day treatment = 32%
reduction in SS after 2 days treatment = 77%
reduction in SS after 3 days treatment = 90%
-

- 15 These results are more favorable compared to an earlier study with a group of similar patients treated with the PPO-lozenges using a similar administration regime (see table 2 and figure 4E). This study is described in detail in previous patent appl. No. WO 02/09699, example 7. 8 patients were treated with PPO-lozenges without Zn²⁺. 12 patients were treated with PPO-lozenges. Treatment was initiated 24-36h p.i.

- 20 The symptom score of the above-mentioned group of 3 patients (treatment initiated 24h p.i.) is also displayed in figure 4B, together with a group of 2 patients, (treatment initiated 48h p.i.). As can be seen both groups have a similar 90% reduction in SS at day 3. Allergy and treatment initiated 7 days p.i. change
25 dramatically the outcome, and are therefore routinely excluded in the usual protocol.

- The two groups of patients in Figure 4B were further examined in a group of 5 (shown in Figure 4 C) with regards to differential symptom scores: it appears that 3 symptoms are 100% eliminated at day 3 after treatment with menthol-lozenges. This
30 was not observed with a parallel treatment using PPO-lozenges, cf. Figure 4D, where some symptoms remains after 3 days treatment.

Tabel 2. Reduction in symptom score (SS) using PepperMint Oil (PPO)-lozenges (cf. Figure 4E)

42

reduction in SS after 1 day treatment = 34%

reduction in SS after 2 days treatment = 71%

reduction in SS after 3 days treatment = 80%

5

Furthermore, the variation in SS between the two groups treated with menthol- or PPO-lozenges, respectively (compare results of fig. 4D and 4E) were significantly smaller in the menthol-treated group as a more constant and fast response was noted; An additional advantage of the menthol-lozenges is that the metal taste from the ZnGluconate was practically eliminated in the menthol lozenges.

10

Conclusion: The In vitro findings indicate that Menthol has specific antiviral effects vs. rhinoviruses (-1A, -14, and -T39). These findings may explain the reason for ImmuTroxZn-Menthol lozenges appear to be more efficient compared to ImmuTroxZn-PPO lozenges in the treatment of common cold.

15

Example 5

One patient who experienced the usual common cold symptoms (incl. a minor fever) was treated with a special lozenge containing no Zinc, a 3x higher content of Troxerutin than the Menthol-lozenge of example 4 (150 mg per lozenge) and 5 mg Menthol (ImmuTrox(150 mg)Menthol(5mg)). The administration was performed as described in example 4.

25

After the first two lozenges the sore throat disappeared within 30 min.; coughing and rhinitis decreased substantially within 2-3 h; a total of 4 lozenges were applied the first day with and the treatment continued the following two days (4 lozenges per day): more than 80-90% of the usual symptoms were absent at day 3.

30

Conclusion: Lozenges comprising only Troxerutin and Menthol are also efficient in the treatment of common cold.

Example 6

5 Male patient (MT) allergic to certain grass species (*Alopecurus pratensis*, etc.)
presented also a common cold at the Doctor's Office 3-4 days after the allergy and
the cold had started; the patient was unhappy about all the rhinorea and was
coughing. The patient was treated with ImmuTroxZnMent lozenges (50 mg
Troloxerutin, 25 mg Zn Gluconate, and 5 mg Menthol) as described in example 4 and
10 returned the protocol 3-4 days later; on the day of initiation of treatment the SS was
25; 24h later the SS was reduced to 7, 48h later: SS was reduced to 1; 72h later:
SS=0. The patient noted that his allergy was significantly reduced. Several weeks
later the patient reported that his grass allergy had changed and that it was no
longer so bothersome.

15

Conclusion: it appears that the ImmuTroxZnMen lozenges also has a direct anti-
allergic effects. This observation later has been reported by other patients suffering
from allergic rhinitis and the like.

20

References

- Berg, K., Andersen, H. and Owen, T.C. (2003) The regulation of rhinovirus infection in vitro by IL-8, HIFN-alpha, and TNF-alpha. APMIS (submitted).
- 5 Berg, K., Bolt, G., Andersen, H. and Owen, T.C. (2001) Zinc potentiates the antiviral action of human interferon-alpha tenfold. J.Ifnt.Cytokin.Res. 21, 471-474.
- Berg, K. and Owen, T.C. (2003) The usage of the MTS/PMS-method as a tool for measurements of rhinovirus infections invitro and its application for quantification if antiviral activity. APMIS submitted.
- 10 Hansen, M.B., Nielsen, S.E. and Berg, K. (1989) Re-examination and futher development of a precise and rapid dye method for measuring cell growth/cell kill. J.Immunol.Methods 119, 203-210.
- Arruda, E., et al., Location of human rhinovirus replication in the upper respiratory tract by in situ hybridization. J.Inf.Dis.- JID, 1995. 171(May): p. 1329-1333.
- 15 Berg, K., Simonsen, B. H., Hansen, M. B. , and Nielsen, S., 1989, A Method for Analysing a sample for the presence of a biological substance, especially a virus, use of the method for quantitative determination of biological substances and agents for use in as we as novel substances detected by the method, PCT/DK/, 89/00010, pp.1.
- 20 Berg, K., Hansen, M. B. , and Nielsen, S. E., 1990, A sensitive bioassay for presice quantification of interferon activity as measured via the mitichondrial dehydrogenase function in cells (MTT-method), AMPIS, 98, 156.
- 25 Berg, K., and Owen, T. C., 2001a, The usage of the MTS/PMS-method as a tool for measurements of rhinovirus infections in vitro and its application for quantification of antiviral activity, J. APMIS, (submitted).
- 30 Broide, D.H. et al.: J. Allergy Clin.Immunol. 89:958 (1992).
- Cate, T., R.B. Couch, and K.M. Johnson, Studies with rhinoviruses in volunteers: production of illness, effects of naturally acquired antibody and demonstration of a protective effect not associated with serum antibody. J.Clin.Invest., 1964. 43(no.I): p. 56-67.
- 35 Cate, T.R., G. Douglas, and R.B. Couch, Interferon and resistance to upper respiratory virus illness. Proc.Soc.Exp.Biol.Med., 1969. 131: p. 631-636.
- 40 Farr, B., et al., A method for measuring polymorphonuclear leukocyte concentration in nasal mucus. Acta Otolaryngol (Stockh), 1984. suppl. 413: p. 15-18.

- Fachet, F. and M. Gabor, Effect of flavonoids on delayed-type hypersensitivity in inbred mice. *Flavonoids...*, ed. F.e. al. 1977. 395-399.
- 5 W. Felix, The actions of hydroxyethylrutoside on edema formation due to various capillary damaging substances. *Flavonoids and Bioflavonoids*, ed. F.e. al. 1977: Elvier. 411-416.
- Gabor, M. and G. Blazso, Effect of o-beta-hydroxyethyl-rutin on rat-paw edema induced by carrageenin and prostaglandin E1. *Flavonoids...*, ed. F.e. al. 1977: Elsvier. 38186.
- 10 Gaffey, M. and e. al, Ipratropium bromide treatment of experimental rhinovirus infection. *Antimicrob.Agents Chemother.*, 1988. 32: p. 1644-1647.
- Gern, J.E., et al., Rhinovirus enters but does not replicate inside monocytes and airway macrophages. *J.Immunol.*, 1996.: p. 621-627.
- 15 Gern, J.E. and W.W. Busse, Association of rhinovirus infections with asthma. *Clinical Microbiology Reviews*, 1999. 12 (no. 1, January): p. 9-18.
- 20 Ginsburg, I., *Could synergistic interactions among reactive oxygen species, proteinases, membrane-perforating enzymes, hydrolases, microbial hemolysins and cytokines be the main cause of tissue damage in infectious and inflammatory conditions?* *Med. Hypotheses*, 1998. 51(4): p. 337-46
- Graham, N., et al., Adverse effects of aspirin, acetaminophen and ibuprophen on immune function, viral shedding and clinical status in rhinovirus-infected volunteers. *J.Infect.Dis.*, 1990. 162: p. 1277-1282.
- 25 Grünberg, K. and P.J. Sterk, Rhinovirus infections : induction and modulation of airways inflammation in asthma. *Clinical and Experimental Allergy*, 1999. 29(suppl. 2): p. 65-73.
- 30 Gwaltney, J.M.j., Rhinovirus infection of the normal human airway. Review. *american journal of respiratoty and critical care medicine*, 1995. 152(4): p. S36-S39.
- 35 Hansen, M. B., Nielsen, S. E., and Berg, K., 1989, Re-examination and futher development of a precise and rapid dye method for measuring cell growth/cell kill, *J.Immunol.Methods*, 119, 203.
- Hayden, F.G., et al., Human nasal mucosal responses to topically applied recombinant leukocyte A interferon. *The journal of infectious diseases*, 1987. 156(1): p. 64-72.
- 40 Hayden, f., J.J. Gwaltney, and R. Colonno, Modification of experimental rhinovirus colds by receptor blockade. *Antiviral Res.*, 1988. 9: p. 233-247.

- Hider, R., Liu, ZD. and Khodr, HH, 2001, Metal chelation of polyphenols, *Methods in Enzymology*, vol 335, 190-203.
- Ihrcke, N.S., et al., Role of heparan sulfate in immune system-blood vessel interactions. Review. *Immunology today*, 1993. 14(10): p. 500-505.
- 5 Jackson et al., *Arch. Internal. Med.* 101:267-278, 1958
- Johnston, S.L., et al., Use of polymerase chain reaction for diagnosis of picornavirus infection in subjects with and without respiratory symptoms. *Journal of clinical microbiology.*, 1993. Jan.: p. 111-117.
- 10 Monto, A. and e. al, Ineffectiveness of postexposure prophylaxis of rhinovirus infection with lowdose intranasal alpha 2b interferon in families. *Antimicrobiol. Agents Chemother.*, 1989. 33: p. 387-390.
- 15 Mussad SB, Macknin ML, Medendorp SV nad Mason P, 1996, Zinc gluconate lozenges for tresting the common cold , a randomised, double blind, placebo-controlled study.
- 20 Naclerio, R. and e. al, Kinins are generated during experimental rhinovirus colds. *J.Infect.Dis.*, 1988. 157: p. 133-142.
- Proud, D. and e. al, Kinins are generated in nasal secretions during natural rhinovirus colds. *J.Infect.Dis.*, 1990. 161: p. 120-123.
- 25 Rotbart, H.A., *Antiviral therapy for interoviruses and rhinoviruses*. *Antiviral Chemistry & Chemotherapy*, 2000. 11: p. 261-271.
- Shimoi K, Noriko S, Nozawa R, Sato M, Amano I, Nakayama T and Kinae N. 2001, Deglucuronidation of a flavonoid, luteolin monoglucuronide during inflammation. *Drug metabolism and disposition*, vol.29, p. 1521-1524.
- 30 Spector, S.L., The commen cold: current therapy and natural history. *J.allergy. clin immunol.*, 1995. 95(5 part 2): p. 1133-1138.
- 35 Sperber, S.P., P. Levine, and e. al, Ineffectivness of recombinant interferon-beta serine nasal drops for prophylaxis of natural colds. *J.Infect.Dis.*, 1989. 160: p. 700-705.

- Turner, R.B., et al., Sites of virus recovery and antigen detection in epithelial cells during experimental rhinovirus infection. *Acta Otolaryngol (Stockh)*, 1984. suppl. 413: p. 9-14.
- 5 Van Damme, J., et al., A novel. NH2-terminal sequence-characterized human monokine possessing neutrophil chemotactic, skin-reactive, and granulocytosis-promoting activity. *J.exp.med.*, 1988. 4: p. 1364-1376.
- Winther, B., et al., Study of bacteria in the nasal cavity and nasopharynx during naturally acquired common colds. *Acta otolaryng.*, 1984. 98: p. 315-320.
- 10 Winther, B., et al., Light and scanning electron microscopy of nasal biopsy material from patients with naturel acquired common colds. *Acta otolaryng.*, 1984. 97: p. 309-318.
- 15 Winther, B., et al., Histopathological examination and enumeration of polymorphonuclea leu□kocytes in the nasal mucosa during experimental rhinovirus colds. *Acta otolaryng.suppl.*, 1984. 413: p. 19-24.
- Winther, B., et al., Intranasal spread of rhinovirus during point-inoculation of the nasal mucosa. *Jpn. JAMA*, 1987. 5: p. 99-103.
- 20 Winther, B., et al., Lymphocyte subsets in normal airway of the human nose. *Arch.otosryng.head neck surg.*, 1987. 113: p. 59-62.
- 25 Winther, B., Effects on the nasal mucosa of upper resiratory viruses (common cold), 1993, University of Copenhagen.
- Winther, B., Effects on the nasal mucosa of upper respiratory viruses (common cold). *Lægeforeningens Forlag*, 1993
- 30 Winther, B., et al., Viral-induced rhinitis. *Am.J.Rhinology*, 1998. 12(no. 1,jan.-febr.): p. 17-20.

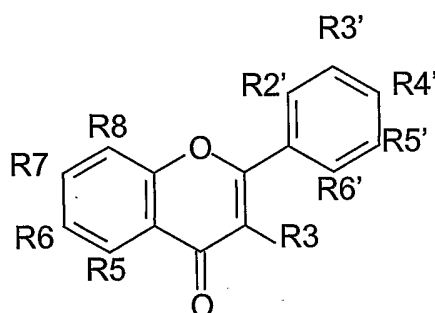
Claims

1. A pharmaceutical composition comprising
 - i) one or more purified flavonoids; and
 - 5 ii) purified menthol; and
 - iii) pharmaceutically acceptable excipients.
2. The pharmaceutical composition according to claim 1, wherein said composition essentially consists of
 - 10 i) one or more purified flavonoids; and
 - ii) purified menthol; and
 - iii) pharmaceutically acceptable excipients, wherein said excipients are not therapeutically active.
- 15 3. The pharmaceutical composition according to claim 1, wherein said composition also comprises a pharmaceutically acceptable metal complex and/or metal salt.
4. The pharmaceutical composition according to claim 3, wherein said composition essentially consists of
 - 20 i) one or more purified flavonoids; and
 - ii) purified menthol; and
 - iii) one or more metal complexes and/or metal salts; and
 - iv) pharmaceutically acceptable excipients, wherein said excipients are not
 - 25 therapeutically active.
5. The pharmaceutical composition according to any of claims 3 and 4, wherein said metal is zinc.
- 30 6. The pharmaceutical composition according to any of claims 3 and 4, wherein the metal is zinc selected from the group consisting of Zn^{2+} amino chelates, Zn^{2+} amino acid chelates, $\text{Zn}(\text{acetate})_2$, Zn^{2+} DL-methionine, Zn^{2+} L-methionine, ZnGluconate and PolaPreZinc ®.
- 35 7. The pharmaceutical composition according to claim 1, wherein said composition

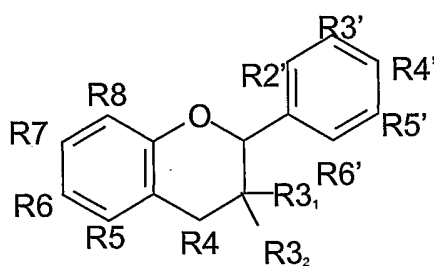
is useful for oral and/or nasal administration.

8. The pharmaceutical composition according to claim 1, wherein said composition is selected from the group consisting of lozenges, troches, capsules, syrups, tablets, lollipops, solutions, dispersions, suspensions, powders, micropheres, chewing tablets, chewing gums, sprays, droppers, pipettes and pills.
9. The pharmaceutical composition according to claim 1, wherein said composition is a slow-release composition.
10. The pharmaceutical composition according to claim 1, wherein said composition is lozenges.
11. The pharmaceutical composition according to claim 1, wherein said composition is essentially free of crude plant extracts.
12. The pharmaceutical composition according to claim 1, wherein said composition is essentially free of other terpenes than menthol.
13. The pharmaceutical composition according to claim 1, wherein said composition is essentially free of one or more selected from the group consisting of menthone, menthyl acetate, limonene and neomenthol.
14. The pharmaceutical composition according to claim 1, wherein one or more flavonoids are chelating a metal.
15. The pharmaceutical composition according to claim 1, wherein the metal is Zn^{2+} .
16. The pharmaceutical composition according to claim 1, wherein the flavonoid is selected from the group consisting of flavonoids of the general formula:

50



and the general formula:



Wherein

R2' can be selected from:

-H
-OH

R3' can be selected from:

-H
-OH
-OCH₃
-OCH₂CH₂OH

R4' can be selected from:

-H
-OH
-OCH₃
-OCH₂CH₂OH

- 5 R5' can be selected from:
- H
 - OH
 - OCH₃
 - OCH₂CH₂OH
- R6' is -H;
- 10 R3 including R3₁ and R3₂ can individually be selected from:
- H
 - OH
 - O-rutinoside
 - O-glucoside
 - 15 -O-glucose-p-coumaric acid
 - SOH
 - O-rhamnose
- 20 R4 can be selected from: -(O)
- OH
- R5 can be selected from: -H
- OH
 - 25 -O-CH₂CH₂OH
- R6 can be selected from: -H
- OH
 - OCH₃
 - 30
- R7 can be selected from: -H
- OH
 - O-glucose
 - OCH₃
 - 35 -OCH₂CH₂OH

52

-O-glucuronic acid
-O-rutinoside
-O-rhamnoglucoside

5 R8 can be selected from: -H

-OH

10 17. The pharmaceutical composition according to claim 1, wherein the flavonoid is selected from the group consisting of troxerutin, venoruton, hesperitin, naringenin, nobiletin, tangeritin, baicalein, galangin, genistein, quercetin, apigenin, kaempferol, fisetin, rutin, luteolin, chrysin, taxifolin, eriodictol, catechitin, epicatechin gallate, epigallocatechin gallate, flavone, sideritoflavone, hypolaetin-8-O-Gl, oroxindin, 3-hydroxyflavone, morin, quercetagenin-7-O-Gl, tambuletin, gossypin, hipifolin, naringin, leucocyanidol, amentoflavone and
15 derivatives thereof and mixtures thereof

18. The pharmaceutical composition according to claim 1, wherein said flavonoid is not a naturally occurring flavonoid.

20 19. The pharmaceutical composition according to claim 1, wherein said flavonoid is a rutoside.

20. The pharmaceutical composition according to claim 1, wherein at least one flavonoid is a rutoside aglycone.

25

21. The pharmaceutical composition according to claim 1, wherein said flavonoid is a hydroxyethylrutoside.

22. The pharmaceutical composition according to claim 1, wherein at least one
30 flavonoid is a hydroxyethylrutoside aglycone.

23. The pharmaceutical composition according to claim 1, wherein said composition comprises a mixture of hydroxyethylrutosides.

35 24. The pharmaceutical composition according to claim 1, wherein said composition

comprises a mixture of mono-, di-, tri- and tetrahydroxyethylrutosides.

25. The pharmaceutical composition according to claim 1, wherein at least one flavonoid is troxerutin.
- 5
26. The pharmaceutical composition according to claim 1, where at least one flavonoid is troxerutin aglycone.
27. The pharmaceutical composition according to claim 1, wherein the flavonoid is
- 10 veneruton.
28. Use of one or more purified flavonoids and purified menthol for the preparation of a pharmaceutical composition for the treatment of a clinical condition or symptoms of a clinical condition in an individual in need thereof.
- 15
29. Use according to claim 28, wherein said pharmaceutical composition essentially consists of
- i) one or more purified flavonoids; and
 - ii) purified menthol; and
 - 20 iii) pharmaceutically acceptable expients, wherein said expients are not therapeutically active.
30. Use according to claim 28, wherein said pharmaceutical composition further comprises a pharmaceutically acceptable metal complex and/or metal salt.
- 25
31. Use according to claim 28, wherein said medicament essentially consists of
- i) one or more purified flavonoids; and
 - ii) purified menthol; and
 - 30 iii) one or more metal complexes and/or metal salts; and
 - iv) pharmaceutically acceptable expients, wherein said expients are not therapeutically active.
32. Use according to claim 31, wherein said metal is zinc.
- 35

33. Use according to claim 28, wherein said pharmaceutical composition is useful for oral administration.
34. Use according to claim 28, wherein said composition is selected from the group consisting of lozenges, troches, capsules, syrups, tablets, lollipops, solutions, dispersions, suspensions, powders, micropheres, chewing tablets, chewing gums, sprays and pills.
35. Use according to claim 28, wherein said composition is essentially free of crude plant extracts.
36. Use according to claim 28, wherein said composition is essentially free of other terpenes than menthol.
37. Use according to claim 28, wherein said flavonoid is not a naturally occurring flavonoid.
38. Use according to claim 28, wherein said flavonoid is a rutoside.
39. Use according to claim 28, wherein at least one flavonoid is a rutoside aglycone.
40. Use according to claim 28, wherein said flavonoid is a hydroxyethylrutoside.
41. Use according to claim 28, wherein at least one flavonoid is a hydroxyethylrutoside aglycone.
42. Use according to claim 28, wherein said composition comprises a mixture of hydroxyethylrutosides.
43. Use according to claim 28, wherein at least one flavonoid is troxerutin.
44. Use according to claim 28, where at least one flavonoid is troxerutin aglycone.
45. Use according to claim 28, wherein the flavonoid is veneruton.

46. Use according to claim 28, wherein the at least one flavonoid is veneruton aglycone.
47. Use according to claim 28, wherein said clinical condition is a condition relating to common cold.
48. Use according to claim 28, wherein the clinical condition is common cold of the upper and/or lower respiratory tract and/or eyes.
49. Use according to claim 47, wherein the conditions relating to common cold are viral infections of the upper and/or lower respiratory tract and/or eyes.
50. Use according to claim 47, wherein the conditions relating to common cold are bacterial infections of the upper and/or lower respiratory tract and/or eyes.
51. Use according to claim 47, wherein the conditions relating to common cold are allergic conditions of the upper and/or lower respiratory tract and/or eyes.
52. Use according to claim 47, wherein the conditions relating to common cold are characterized by one or more symptoms of the group comprising coughing, sneezing, muscle pain, sore throat, irritated throat, hoarseness, headache, malaise, chilliness, fever, nasal discharge, nasal obstruction, pain relating to the sinuses, rhinitis, swelling of mucosal membranes, pharyngitis, asthma, and bronchitis.
53. Use according to claim 47, wherein the condition relating to common cold is a viral infection caused by or associated with one or more viruses selected from the group consisting of adenoviruses, parvoviruses, picornaviruses, reoviruses, orthomyxoviruses, paramyxoviruses, arenaviruses, caliciviruses, coronaviruses, orthomyxoviruses, rhinovirus, influenza virus, including influenza virus type A and B, echovirus and coxsackie virus.
54. Use according to claim 47, wherein the condition relating to common cold is a viral infection caused by or associated with one or more viruses selected from the group consisting of coronaviruses and rhinoviruses.

55. Use according to claim 47, wherein the condition relating to common cold is a bacterial infection caused by or associated with one or more bacteria selected from the group consisting of *Streptococcus pneumoniae*, *Streptococcus Haemolyticae*, *Haemophilus influenzae*, and *Moraxella catarrhalis*.
56. Use according to claim 47, wherein the condition relating to common cold is an allergic condition selected from the group consisting of rhinitis, acute and chronic bronchitis and hay fever.
57. Use according to claim 47, wherein the condition related to common cold is an allergic condition characterised by one or more symptoms selected from the group consisting of nasal discharge, nasal congestion, sneezing, cough, swelling of mucosal membranes and rhinitis.
58. A method of treatment of a clinical condition or symptoms of a clinical condition in an individual in need thereof, comprising administering to said individual the pharmaceutical composition according to any of claims 1 to 27.
59. The method according to claim 58, wherein said clinical condition is a condition relating to common cold.
60. The method according to claim 58, wherein the clinical condition is common cold of the upper and/or lower respiratory tract and/or eyes.
61. The method according to claim 59, wherein the conditions relating to common cold are viral infections of the upper and/or lower respiratory tract and/or eyes.
62. The method according to claim 59, wherein the conditions relating to common cold are bacterial infections of the upper and/or lower respiratory tract and/or eyes.
63. The method according to claim 59, wherein the conditions relating to common cold are allergic conditions of the upper and/or lower respiratory tract and/or eyes.

64. The method according to claim 59, wherein the conditions relating to common cold are characterized by one or more symptoms of the group comprising coughing, sneezing, muscle pain, sore throat, irritated throat, hoarseness, headache, malaise, chilliness, fever, nasal discharge, nasal obstruction, pain relating to the sinuses, rhinitis, swelling of mucosal membranes, pharyngitis, asthma, and bronchitis.
65. The method according to claim 59, wherein the condition relating to common cold is a viral infection caused by or associated with one or more viruses selected from the group consisting of adenoviruses, parvoviruses, picornaviruses, reoviruses, orthomyxoviruses, paramyxoviruses, arenaviruses, caliciviruses, coronaviruses, orthomyxoviruses, rhinovirus, influenza virus, including influenza virus type A and B, echovirus and coxsackie virus.
66. The method according to claim 59, wherein the condition relating to common cold is a viral infection caused by or associated with one or more viruses selected from the group consisting of coronaviruses and rhinoviruses.
67. The method according to claim 59, wherein the condition relating to common cold is a bacterial infection caused by or associated with one or more bacteria selected from the group consisting of *Streptococcus pneumoniae*,, *Streptococcus Haemolyticae*, *Haemophilus influenzae*, and *Moraxella catarrhalis*.
68. The method according to claim 59, wherein the condition relating to common cold is an allergic condition selected from the group consisting of rhinitis, acute and chronic bronchitis and hay fever.
69. The method according to claim 59, wherein the condition related to common cold is an allergic condition characterised by one or more symptoms selected from the group consisting of nasal discharge, nasal congestion, sneezing, cough, swelling of mucosal membranes and rhinitis.
70. The method according to claim 58, wherein the administration is to the mucosal

58

membrane of the upper and/or lower respiratory tract and/or of the eyes.

71. The method according to claim 58, wherein the administration is topical to the mucosal membrane of the oral cavity.

5

72. A medicament for treating a clinical condition comprising purified flavonoid and purified menthol as active ingredients.

10

73. The medicament according to claim 72, wherein said clinical condition is a condition relating to common cold.

74. A method of reducing the amount of virus in a composition, comprising incubating said composition comprising virus with menthol.

15

75. The method according to claim 74, wherein said virus is rhinovirus.

76. A method of reducing the amount of virus in an individual infection with said virus, comprising administering to said individual a pharmaceutical composition comprising menthol, thereby reducing the amount of said virus in said individual.

20

77. The method according to claim 76, wherein said virus is rhinovirus.

78. The method according to claim 76, wherein the method further comprises administering at least one flavonoid to said individual.

25

79. Use of menthol for the preparation of a pharmaceutical composition for reduction of virus in an individual in need thereof.

80. Use according to claim 79, wherein said virus is a rhinovirus.

30

35

1/13

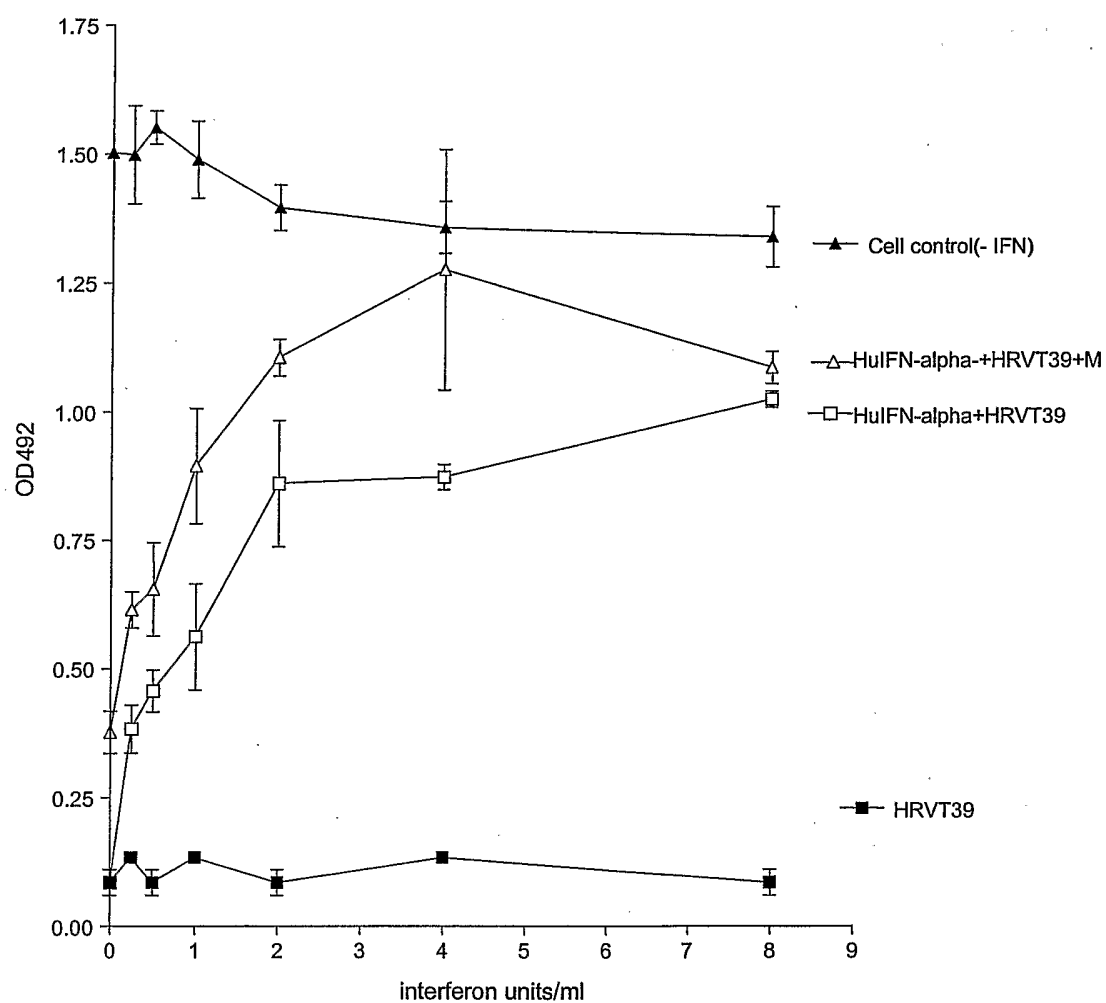


Fig. 1A

2/13

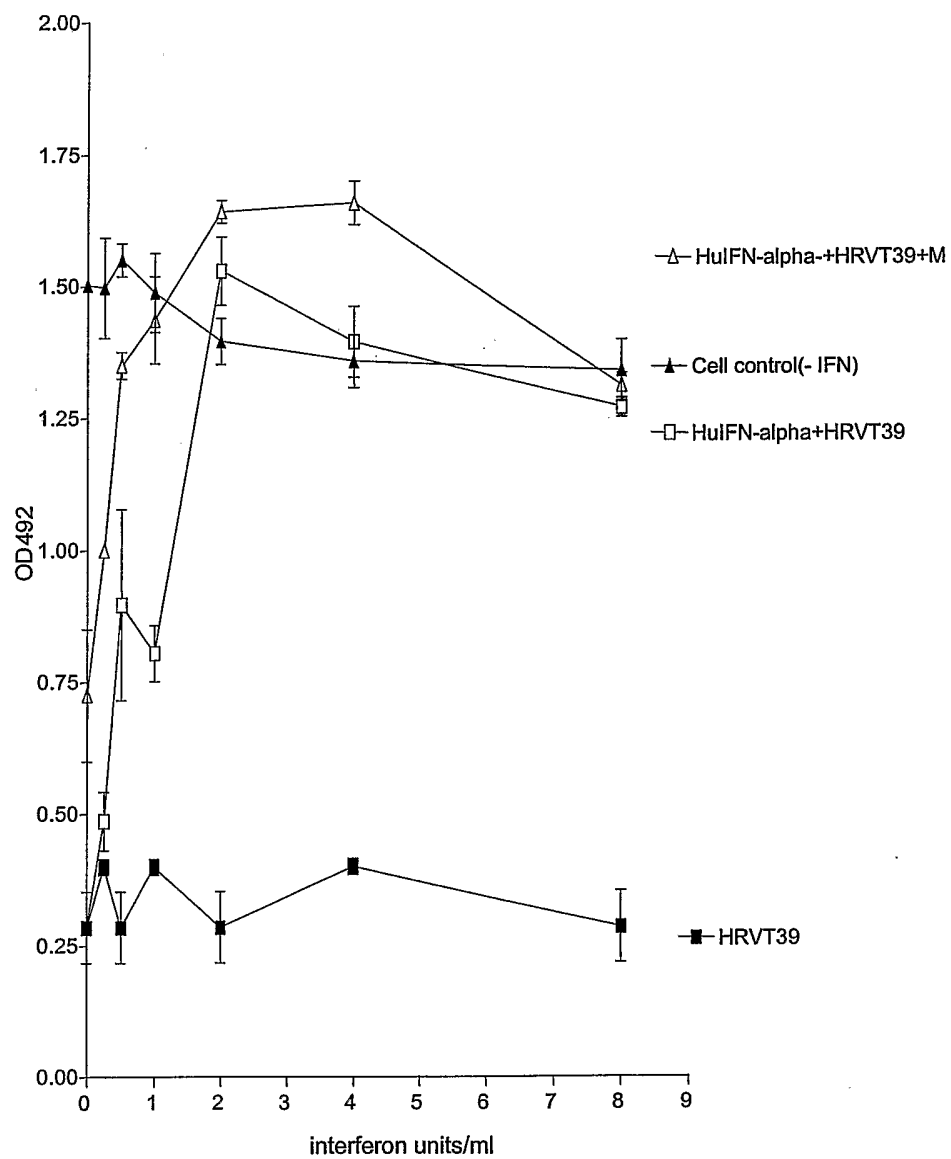


Fig. 1B

3/13

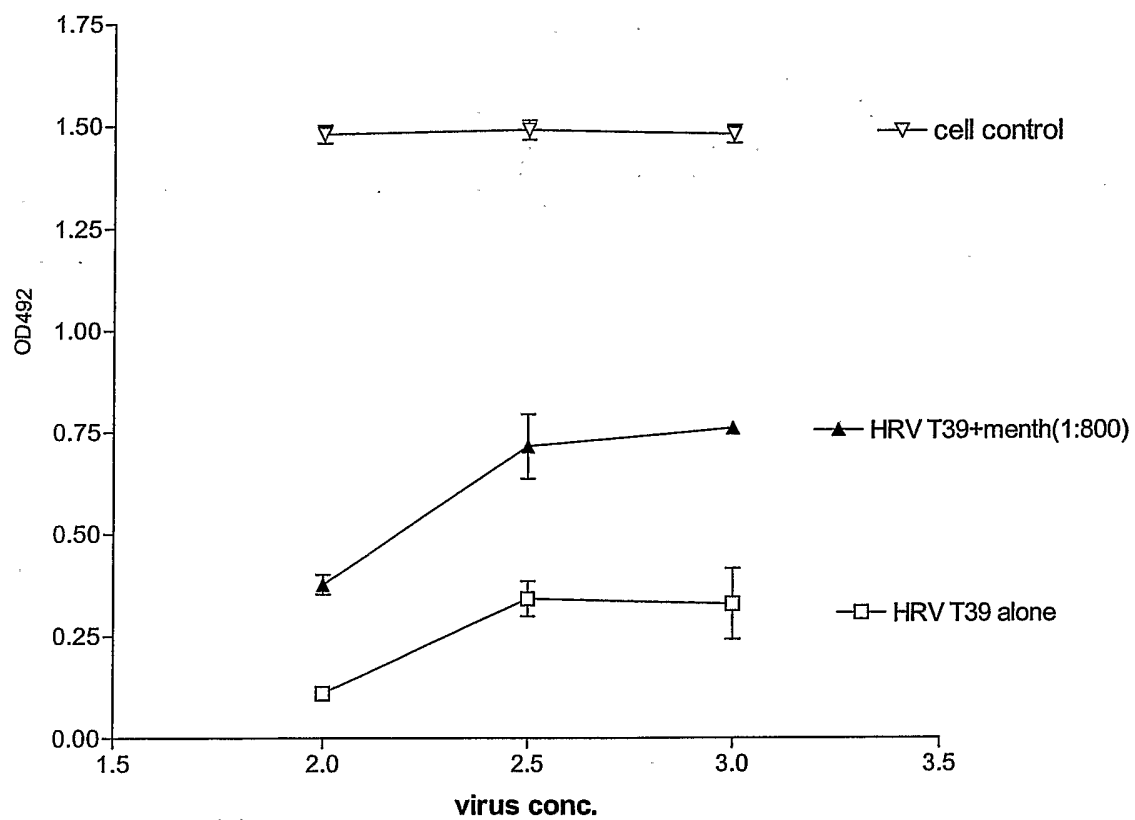


Figure 2A

4/13

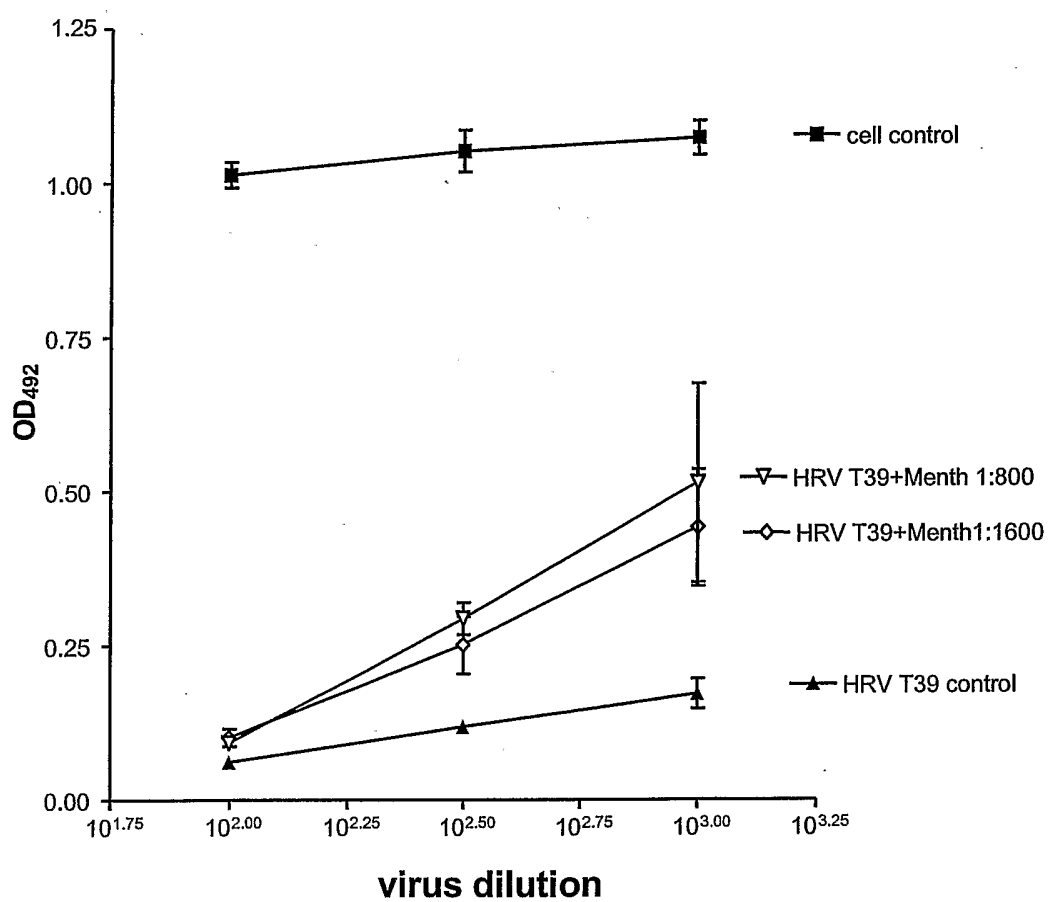


Fig. 2B

5/13

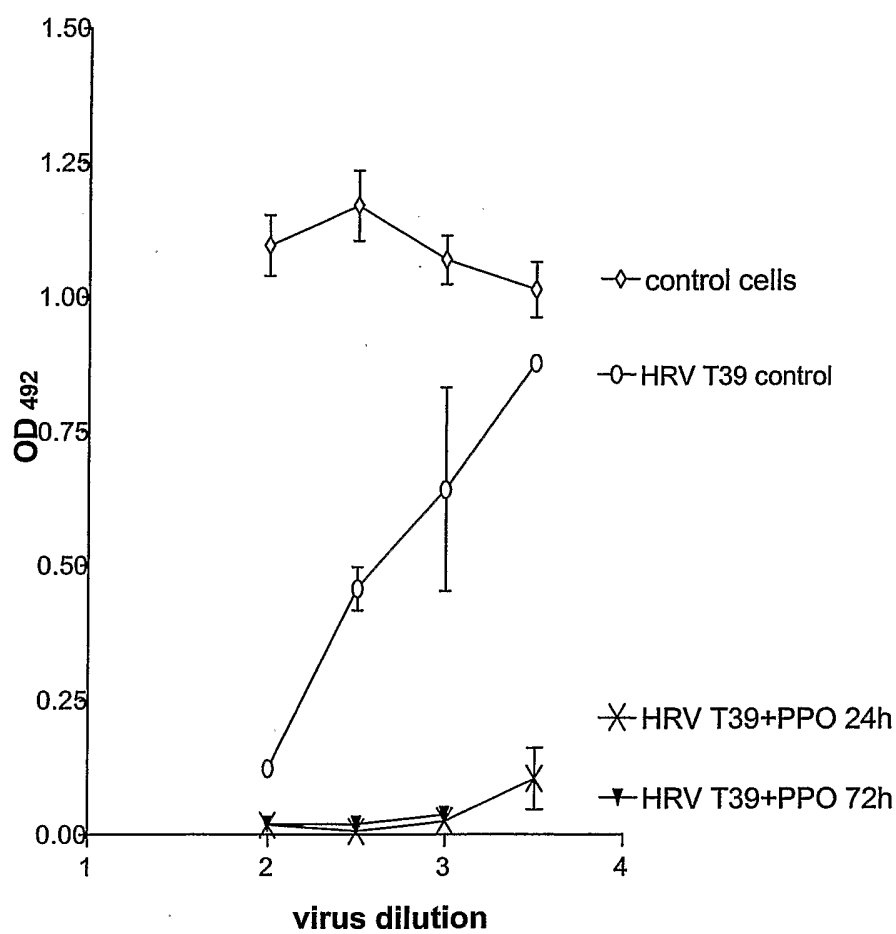


Fig. 3A

6/13

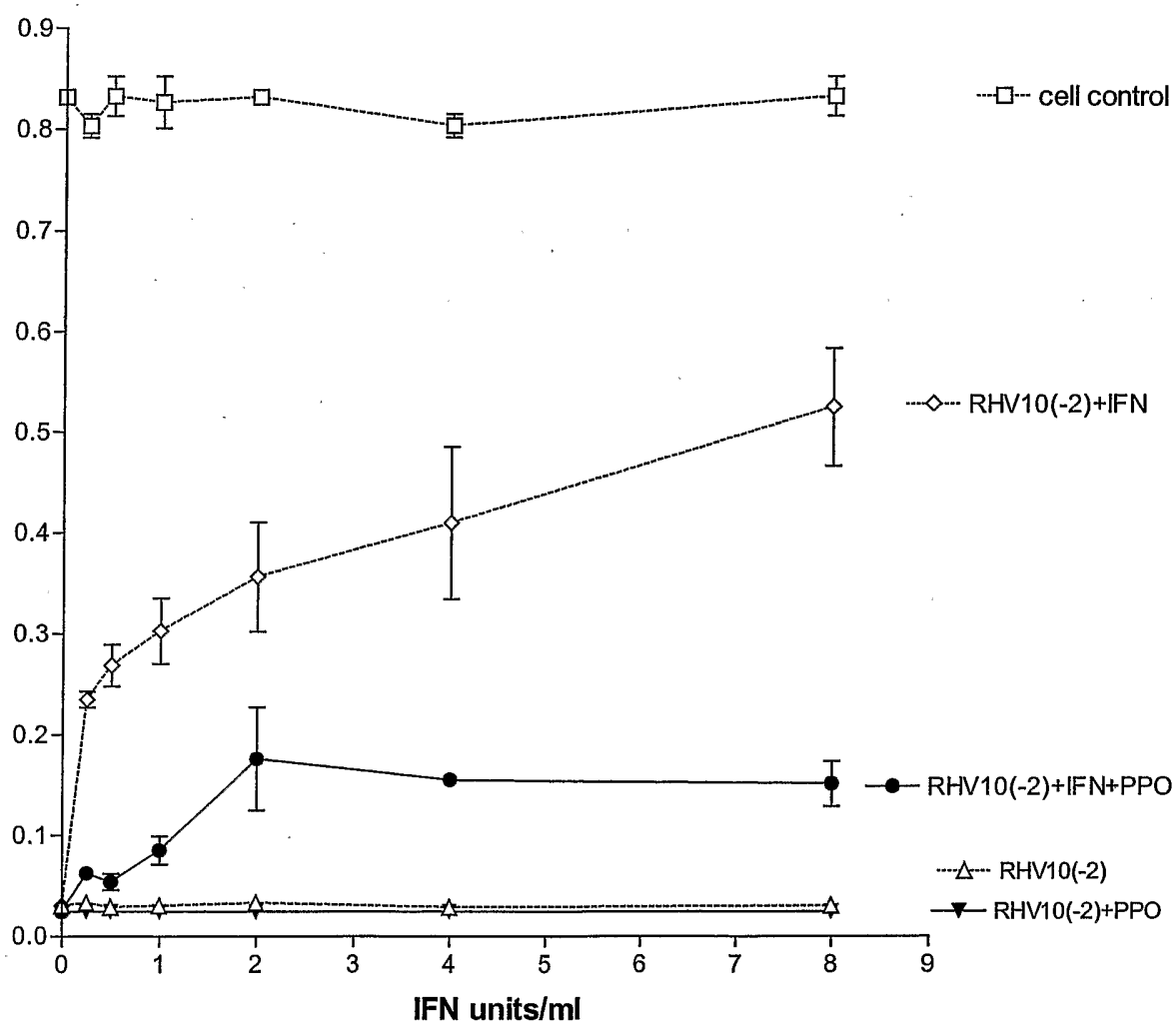


Fig. 3B

7/13

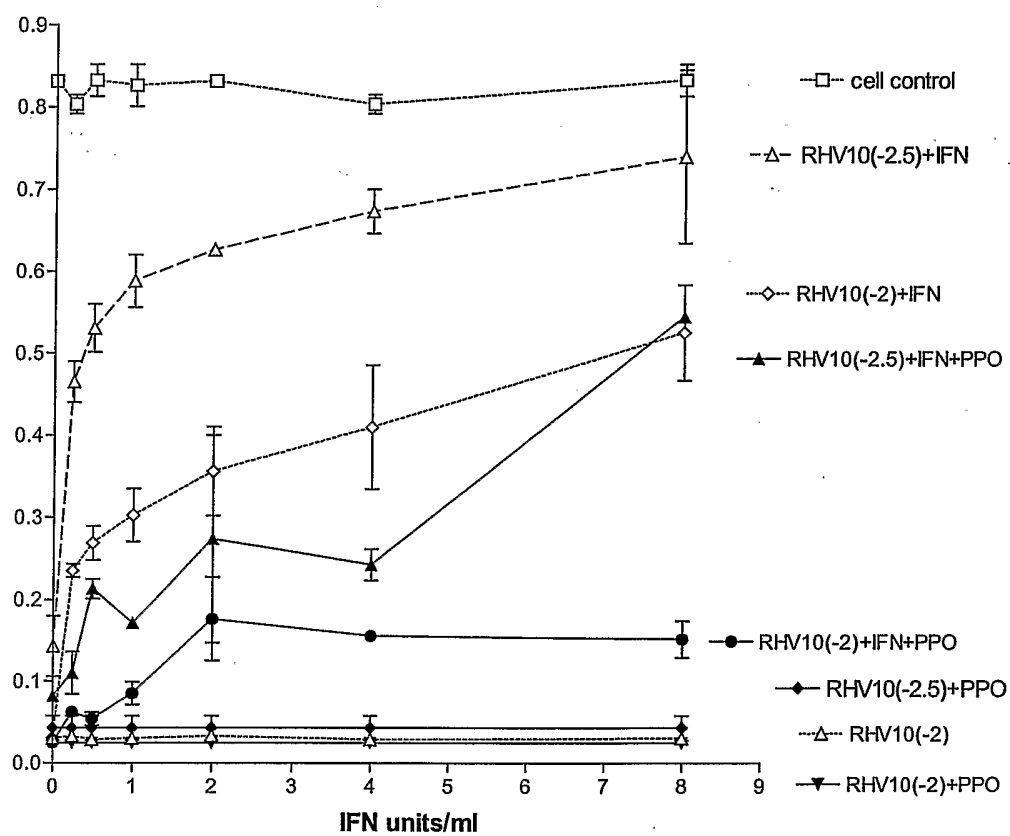
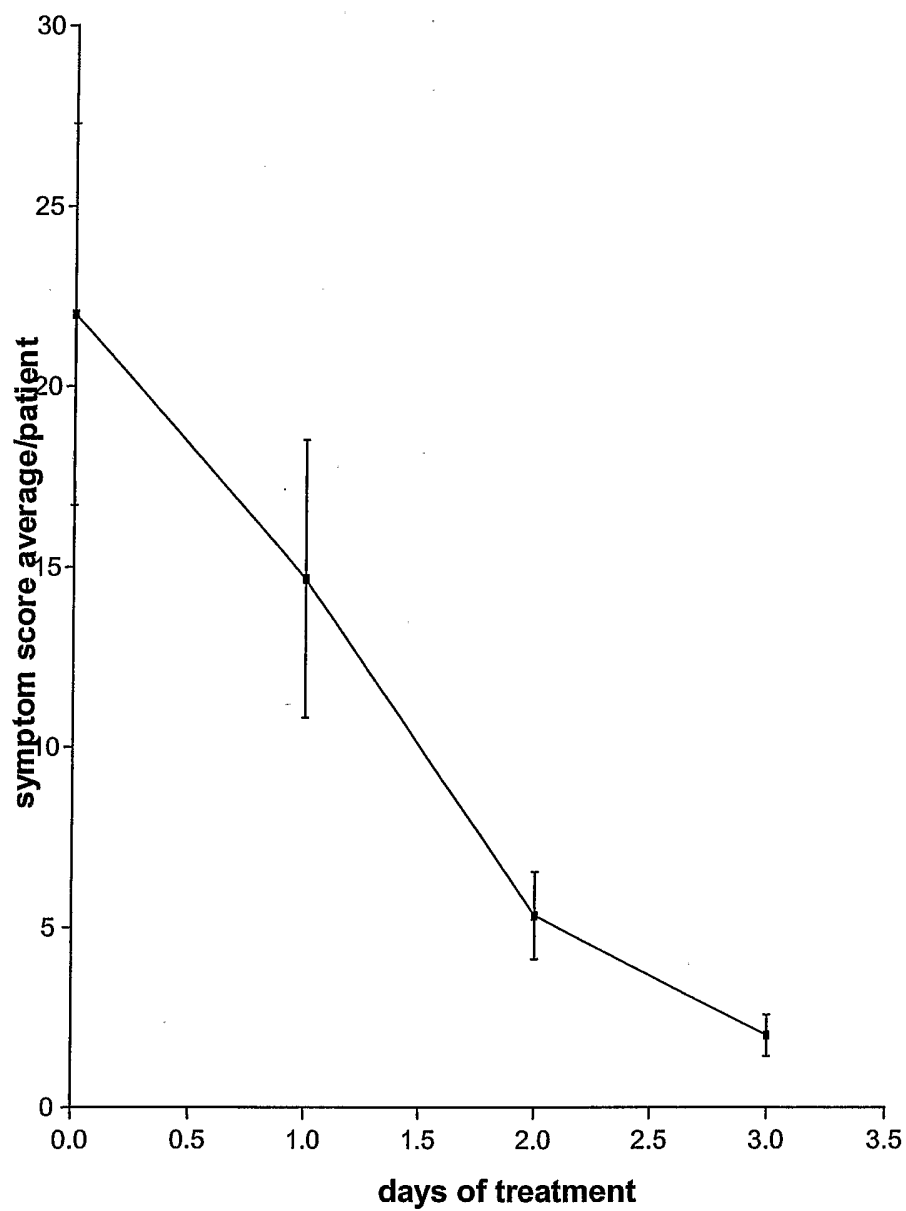


Fig. 3C

8/13

**Figure 4A**

patient nos.: 161202, 020403, 270403

9/13

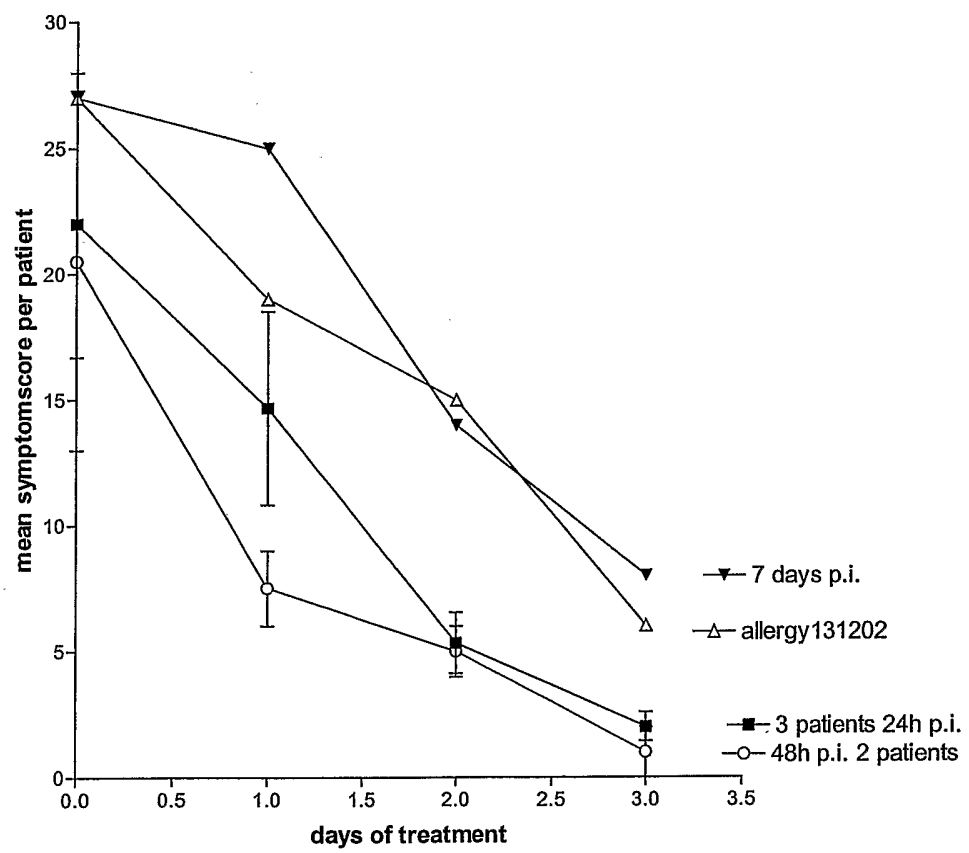


Figure 4B

10/13

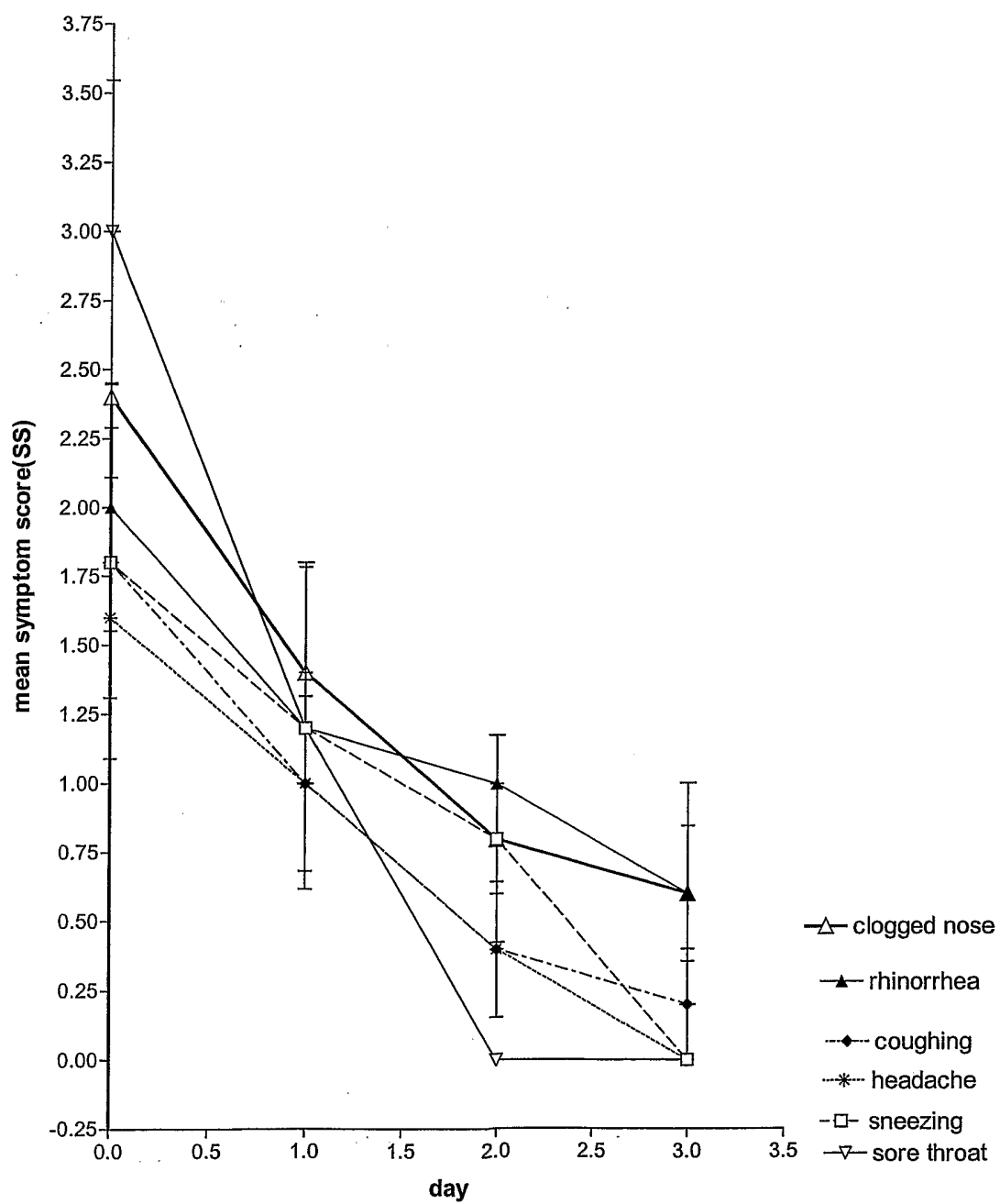
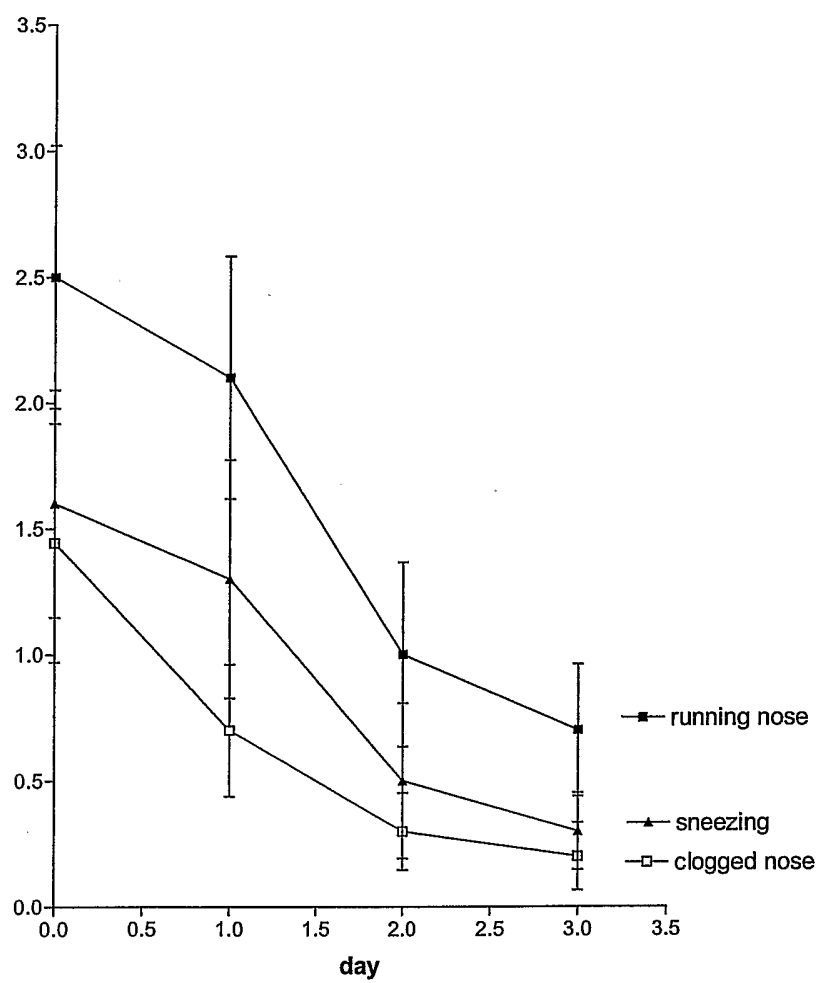
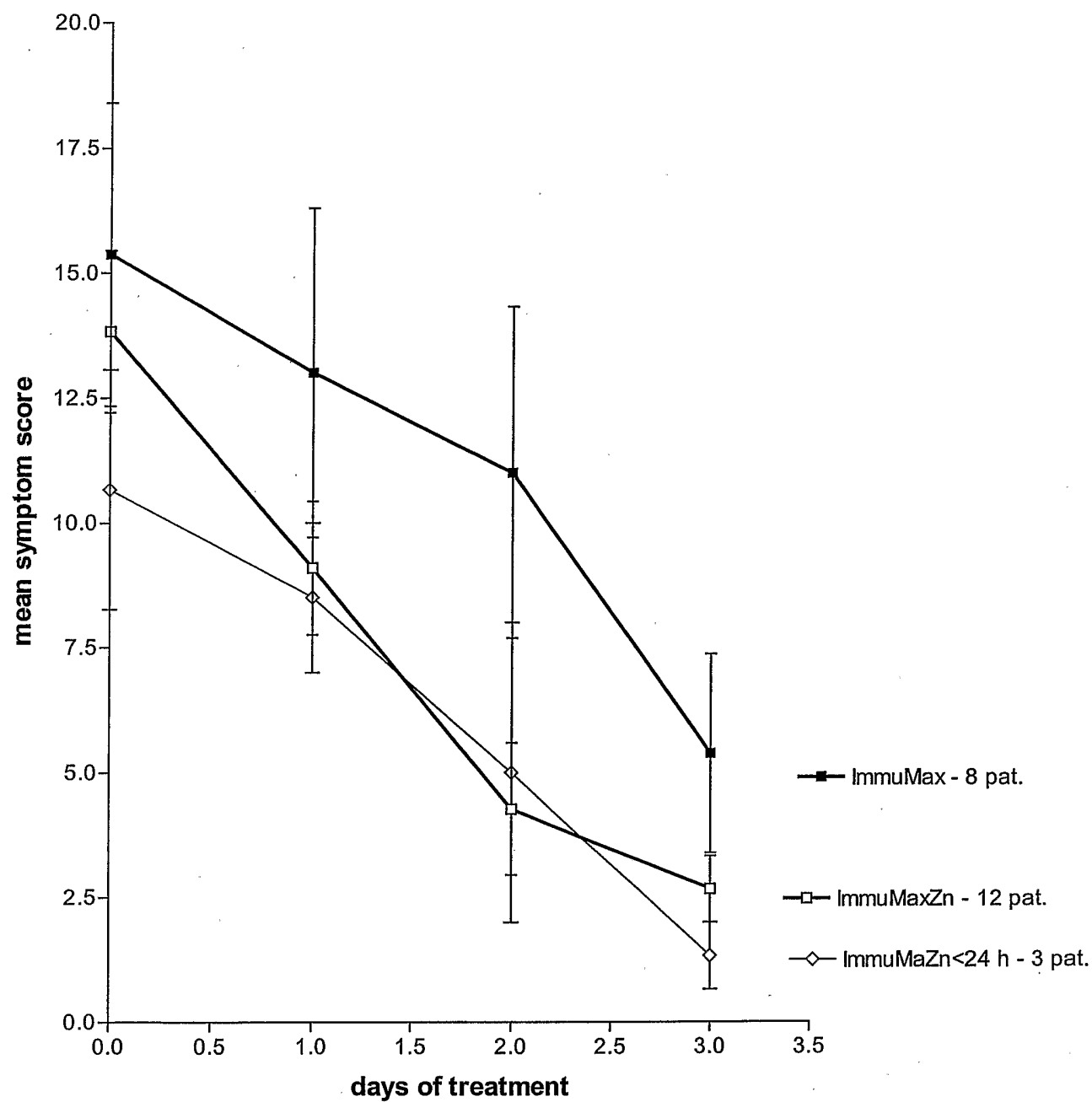


Figure 4C

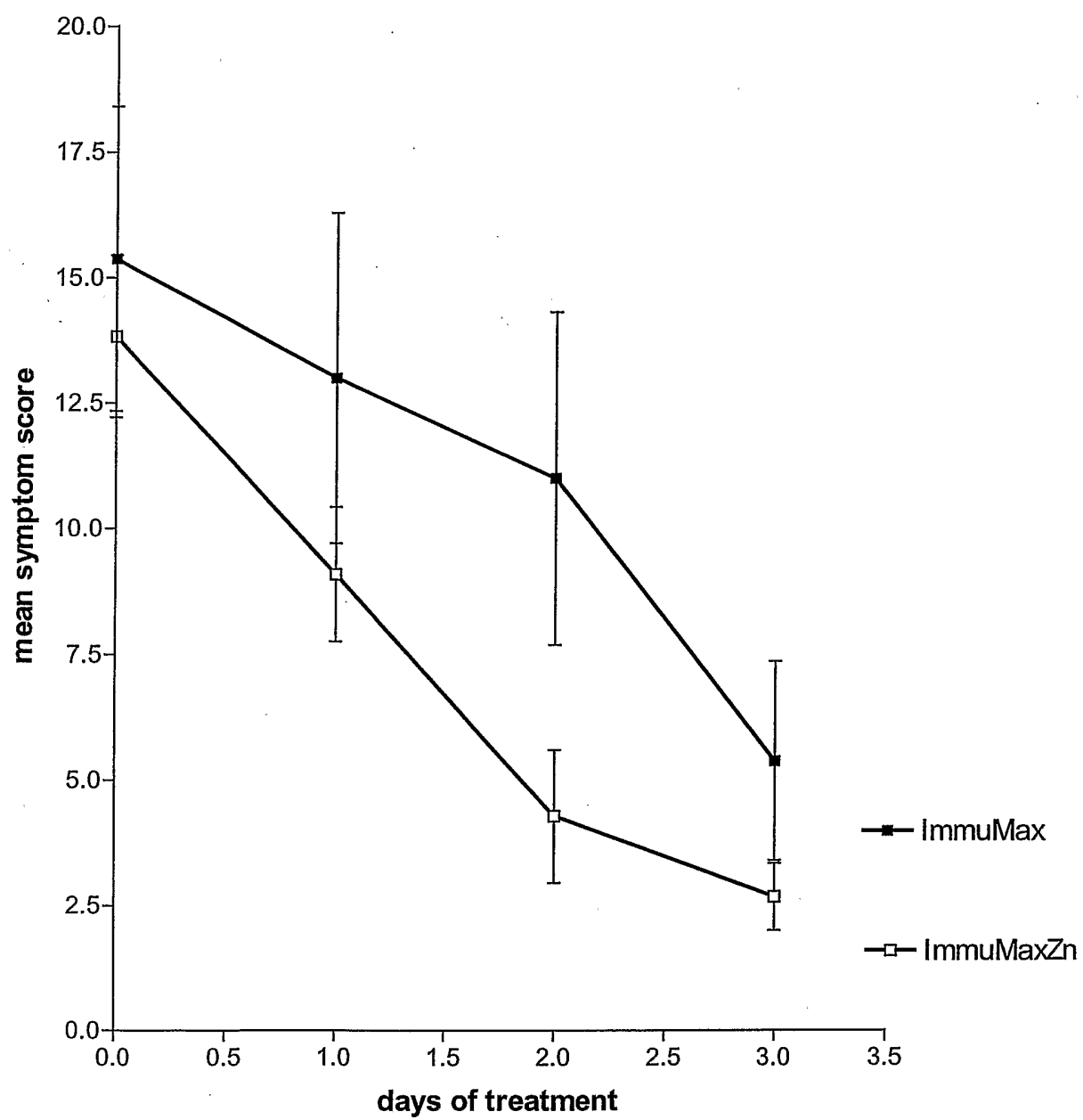
11/13

**Figure 4D**

12/13

**Figure 4 E**

13/13

**Figure 4 F**

INTERNATIONAL SEARCH REPORT

International Application No

PCT 03/00608

A. CLASSIFICATION OF SUBJECT MATTER

IPC 7 A61K31/047 A61K31/045 A61K35/78 A61K31/315 A61K31/352
A61P31/16

According to International Patent Classification (IPC) or to both national classification and IPC

B. FIELDS SEARCHED

Minimum documentation searched (classification system followed by classification symbols)

IPC 7 A61K

Documentation searched other than minimum documentation to the extent that such documents are included in the fields searched

Electronic data base consulted during the international search (name of data base and, where practical, search terms used)

EPO-Internal, WPI Data, PAJ, CHEM ABS Data

C. DOCUMENTS CONSIDERED TO BE RELEVANT

Category °	Citation of document, with indication, where appropriate, of the relevant passages	Relevant to claim No.
X	WO 02 09699 A (BERG KURT FRIMANN ; IMMUPHARM APS (DK)) 7 February 2002 (2002-02-07) page 20, line 18 - page 22, line 31 page 26, line 5 - page 43, line 8; claims ---	1-73, 78
X	WO 85 00112 A (KRAUSER ROBERT S) 17 January 1985 (1985-01-17) page 1 - page 2, page 15, last paragraph - page 16, third paragraph, claims 1-11 --- -/-	74-77, 79, 80

☒ Further documents are listed in the continuation of box C.

☒ Patent family members are listed in annex.

° Special categories of cited documents :

"A" document defining the general state of the art which is not considered to be of particular relevance

"E" earlier document but published on or after the international filing date

"L" document which may throw doubts on priority claim(s) or which is cited to establish the publication date of another citation or other special reason (as specified)

"O" document referring to an oral disclosure, use, exhibition or other means

"P" document published prior to the international filing date but later than the priority date claimed

"T" later document published after the international filing date or priority date and not in conflict with the application but cited to understand the principle or theory underlying the invention

"X" document of particular relevance; the claimed invention cannot be considered novel or cannot be considered to involve an inventive step when the document is taken alone

"Y" document of particular relevance; the claimed invention cannot be considered to involve an inventive step when the document is combined with one or more other such documents, such combination being obvious to a person skilled in the art.

"&" document member of the same patent family

Date of the actual completion of the international search

19 January 2004

Date of mailing of the international search report

30. 01. 2004

Name and mailing address of the ISA

European Patent Office, P.B. 5818 Patentlaan 2
NL - 2280 HV Rijswijk
Tel. (+31-70) 340-2040, Tx. 31 651 epo nl,
Fax: (+31-70) 340-3016

Authorized officer

GERD STRANDELL /EÖ

INTERNATIONAL SEARCH REPORT

International Application No

PC 03/00608

C.(Continuation) DOCUMENTS CONSIDERED TO BE RELEVANT

Category °	Citation of document, with indication, where appropriate, of the relevant passages	Relevant to claim No.
X	<p>DATABASE STN INTERNATIONAL [Online] File CAPLUS, CAPLUS accession no. 2002:71860, Document no. 136:96028; 25 January 2002 (2002-01-25) YASUDA, SABURO: "Method of fundamentally treating common cold" XP002267200 abstract & WO 2002 005802 A 24 January 2002 (2002-01-24)</p>	74-77, 79,80
X	<p>WO 01 95900 A (AD ZDRAVLJE FARMACEUTSKO HEMIJ) 20 December 2001 (2001-12-20) page 4, line 28 - line 31 page 6, line 14 - line 18; claim 5</p>	74-77, 79,80
X	<p>WO 00 37044 A (FUISZ INTERNATIONAL LTD) 29 June 2000 (2000-06-29) page 7, line 9 - line 10 page 4, line 6 - line 19</p>	74-77, 79,80
X	<p>DATABASE WPI Section Ch, Week 200130 Derwent Publications Ltd., London, GB; Class B04, AN 2001-282547 XP002267201 & CN 1 280 836 A (GAOXIN SHUNYE BIOLOGICAL SCI & TECHN CO), 24 January 2001 (2001-01-24) abstract</p>	74-77, 79,80
A	<p>WO 01 03681 A (PRENDERGAST PATRICK T) 18 January 2001 (2001-01-18) page 45, line 21 - line 30; claims</p>	1-73,78
A	<p>PATENT ABSTRACTS OF JAPAN vol. 2000, no. 02, 29 February 2000 (2000-02-29) & JP 11 302184 A (TAISHO PHARMACEUT CO LTD), 2 November 1999 (1999-11-02) abstract</p>	1-73,78
A	<p>US 6 224 872 B1 (ARIO TAKESHI ET AL) 1 May 2001 (2001-05-01) column 1, line 35 - line 50 column 3, line 35 - column 4, line 24 the claims</p>	1-73,78
A	<p>EP 0 711 560 A (ADIR) 15 May 1996 (1996-05-15) page 2, line 5 - line 12; examples</p>	1-73,78
A	<p>EP 0 288 077 A (PENNWALT CORP) 26 October 1988 (1988-10-26) page 2, line 26 - page 3, line 41</p>	1-73,78
	-/--	

INTERNATIONAL SEARCH REPORT

International Application No

PC 03/00608

C.(Continuation) DOCUMENTS CONSIDERED TO BE RELEVANT

Category °	Citation of document, with indication, where appropriate, of the relevant passages	Relevant to claim No.
A	US 5 846 557 A (BAKAL ABRAHAM I ET AL) 8 December 1998 (1998-12-08) column 1, line 11 - line 25 column 1, line 59 - line 67 column 4, line 10 - line 21; claims ---	74-77, 79,80
A	PATENT ABSTRACTS OF JAPAN vol. 014, no. 236 (C-0720), 18 May 1990 (1990-05-18) & JP 02 059513 A (KIYUUKIYUU YAKUJIN KOGYO KK), 28 February 1990 (1990-02-28) abstract ---	1-80
P,A	WO 03 013428 A (QUIGLEY CORP ;ROSENBLOOM RICHARD A (US)) 20 February 2003 (2003-02-20) page 6, line 4 - line 23 page 16, line 8 - line 12 page 21, line 9 - line 12 page 22, line 18 - line 23 page 23, line 3 - line 19 page 24, line 16 -page 25, line 2 -----	1-73,78

INTERNATIONAL SEARCH REPORT

International application No.
PCT/DK 03/00608

Box I Observations where certain claims were found unsearchable (Continuation of item 1 of first sheet)

This International Search Report has not been established in respect of certain claims under Article 17(2)(a) for the following reasons:

1. ☒ Claims Nos.: 58-71, 74-78
because they relate to subject matter not required to be searched by this Authority, namely:
see FURTHER INFORMATION sheet PCT/ISA/210
2. ☐ Claims Nos.:
because they relate to parts of the International Application that do not comply with the prescribed requirements to such an extent that no meaningful International Search can be carried out, specifically:
3. ☐ Claims Nos.:
because they are dependent claims and are not drafted in accordance with the second and third sentences of Rule 6.4(a).

Box II Observations where unity of invention is lacking (Continuation of item 2 of first sheet)

This International Searching Authority found multiple inventions in this international application, as follows:

1. ☐ As all required additional search fees were timely paid by the applicant, this International Search Report covers all searchable claims.
2. ☐ As all searchable claims could be searched without effort justifying an additional fee, this Authority did not invite payment of any additional fee.
3. ☐ As only some of the required additional search fees were timely paid by the applicant, this International Search Report covers only those claims for which fees were paid, specifically claims Nos.:
4. ☐ No required additional search fees were timely paid by the applicant. Consequently, this International Search Report is restricted to the invention first mentioned in the claims; it is covered by claims Nos.:

Remark on Protest

- ☐ The additional search fees were accompanied by the applicant's protest.
- ☐ No protest accompanied the payment of additional search fees.

FURTHER INFORMATION CONTINUED FROM PCT/ISA/ 210

Continuation of Box I.1

Claims Nos.: 58-71, 74-78

Claims 58-71, 74-78 relate to methods of treatment of the human or animal body by surgery or by therapy or diagnostic methods practised on the human or animal body (PCT Rule 39.1(iv)). Nevertheless, a search has been executed for these claims. The search has been based on the alleged effects of the compounds or compositions.

INTERNATIONAL SEARCH REPORT

mation on patent family members

International Application No

PCT 03/00608

Patent document cited in search report		Publication date	Patent family member(s)	Publication date
WO 0209699	A	07-02-2002	AU 7958701 A CA 2416899 A1 CN 1466454 T WO 0209699 A2 EP 1307189 A2 NO 20030337 A	13-02-2002 07-02-2002 07-01-2004 07-02-2002 07-05-2003 21-03-2003
WO 8500112	A	17-01-1985	US 4523589 A AT 75410 T CA 1245928 A1 DE 3485688 D1 DE 148242 T1 EP 0148242 A1 JP 1033182 B JP 60501644 T WO 8500112 A1 US 5038769 A US 4699136 A	18-06-1985 15-05-1992 06-12-1988 04-06-1992 19-12-1985 17-07-1985 12-07-1989 03-10-1985 17-01-1985 13-08-1991 13-10-1987
WO 2002005802	A	24-01-2002	JP 2002030000 A AU 7455201 A WO 0205802 A1	29-01-2002 30-01-2002 24-01-2002
WO 0195900	A	20-12-2001	AU 1255201 A EP 1294373 A1 HR 20030006 A1 WO 0195900 A1	24-12-2001 26-03-2003 30-04-2003 20-12-2001
WO 0037044	A	29-06-2000	AU 2182400 A WO 0037044 A1	12-07-2000 29-06-2000
CN 1280836	A	24-01-2001	NONE	
WO 0103681	A	18-01-2001	AU 6174900 A CA 2375647 A1 EP 1223928 A2 WO 0103681 A2 JP 2003504327 T US 6555523 B1	30-01-2001 18-01-2001 24-07-2002 18-01-2001 04-02-2003 29-04-2003
JP 11302184	A	02-11-1999	NONE	
US 6224872	B1	01-05-2001	CN 1212882 A DE 19834717 A1 JP 11100325 A TW 546143 B	07-04-1999 04-02-1999 13-04-1999 11-08-2003
EP 0711560	A	15-05-1996	FR 2726469 A1 AT 202480 T AU 706027 B2 AU 3669595 A CA 2162299 A1 CN 1131538 A CY 2265 A DE 69521477 D1 DE 69521477 T2 DK 711560 T3 EP 0711560 A1	10-05-1996 15-07-2001 10-06-1999 16-05-1996 09-05-1996 25-09-1996 04-07-2003 02-08-2001 18-04-2002 03-09-2001 15-05-1996

INTERNATIONAL SEARCH REPORT

Information on patent family members

International Application No

PCT 03/00608

Patent document cited in search report		Publication date	Patent family member(s)	Publication date
EP 0711560	A		ES 2160145 T3 FI 955310 A GR 3036244 T3 JP 3022952 B2 JP 8208469 A NO 954455 A NZ 280418 A PT 711560 T ZA 9509473 A	01-11-2001 09-05-1996 31-10-2001 21-03-2000 13-08-1996 09-05-1996 24-03-1997 30-10-2001 15-05-1996
EP 0288077	A	26-10-1988	US 4889941 A DE 288077 T1 EP 0288077 A2 JP 63280075 A PT 87326 A	26-12-1989 09-03-1989 26-10-1988 17-11-1988 12-05-1989
US 5846557	A	08-12-1998	NONE	
JP 02059513	A	28-02-1990	JP 1833067 C JP 5041602 B	29-03-1994 24-06-1993
WO 03013428	A	20-02-2003	US 2003031737 A1 US 2003099730 A1 WO 03013428 A2 US 2003185912 A1 US 2003185918 A1	13-02-2003 29-05-2003 20-02-2003 02-10-2003 02-10-2003