



US00D742525S

(12) **United States Design Patent**
Showkatbakhsh et al.

(10) **Patent No.:** **US D742,525 S**

(45) **Date of Patent:** **** Nov. 3, 2015**

(54) **TONGUE PLATE**

(76) Inventors: **Abdolrahman Showkatbakhsh**, Tehran (IR); **Abdolreza Jamilian**, Tehran (IR)

(**) Term: **14 Years**

(21) Appl. No.: **29/415,489**

(22) Filed: **Mar. 12, 2012**

(51) **LOC (10) Cl.** **24-02**

(52) **U.S. Cl.**
USPC **D24/180; D24/156**

(58) **Field of Classification Search**
USPC D24/110.5, 152, 176-177, 180-181;
D29/108; 600/24; 602/902; 128/848,
128/859, 861; 433/6-7, 18-19, 37, 44
CPC A61F 5/566; A61F 5/05891; A61F 5/00;
A61F 2/2803; A61C 7/00; A61C 7/08; A61C
7/10; A61C 7/36; A61C 7/12; A61C 7/20;
A61C 9/0006; A61C 8/0096; A61C 5/007
See application file for complete search history.

(56) **References Cited**

U.S. PATENT DOCUMENTS

4,468,196	A *	8/1984	Keller	433/24
D304,371	S *	10/1989	Collins, Jr.	D24/180
D311,442	S *	10/1990	Collins, Jr.	D24/180
D311,579	S *	10/1990	Collins, Jr.	D24/180
5,096,416	A *	3/1992	Hulsink	433/6
5,376,001	A *	12/1994	Tepper	433/6

5,915,385	A *	6/1999	Hakimi	128/848
5,989,023	A *	11/1999	Summer et al.	433/69
6,766,802	B1 *	7/2004	Keropian	128/848
7,861,724	B2 *	1/2011	Keropian	128/848
8,459,990	B2 *	6/2013	Massad	433/71
2005/0037312	A1 *	2/2005	Uchida	433/6
2008/0099029	A1 *	5/2008	Lamberg	128/848

* cited by examiner

Primary Examiner — Ian Simmons
Assistant Examiner — Charles Hanson

(57) **CLAIM**
The ornamental design for a tongue plate, as shown and described.

DESCRIPTION

FIG. 1 is a right side perspective view of a tongue plate showing my new design;
FIG. 2 is a top view thereof;
FIG. 3 is a bottom view thereof;
FIG. 4 is a rear view thereof;
FIG. 5 is a front view thereof;
FIG. 6 is a left side perspective view thereof;
FIG. 7 is a further perspective view thereof; and,
FIG. 8 is a right side perspective view thereof.
A tightly fitting and well retained upper removable appliance fabricated with Adams clasps on the upper first permanent molars and two C clasps placed on the upper deciduous canines. An acrylic plate is mounted posterior to the upper incisors from canine to canine.

1 Claim, 4 Drawing Sheets

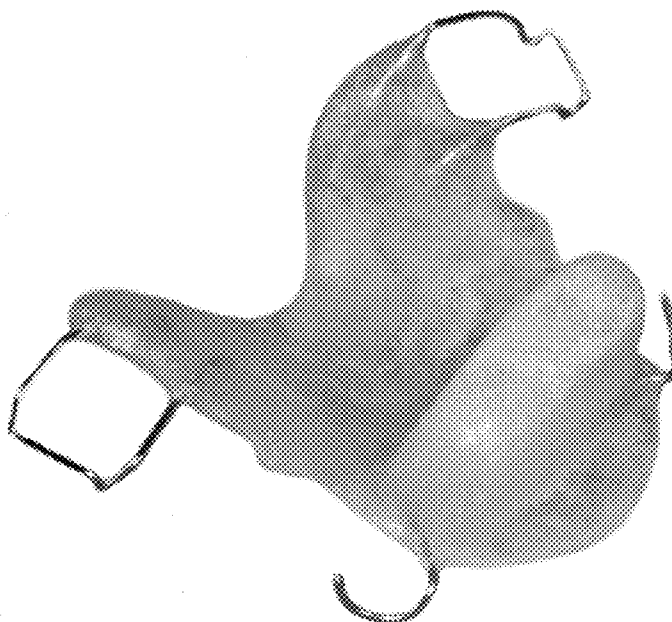


Figure 1:




Figure 2:

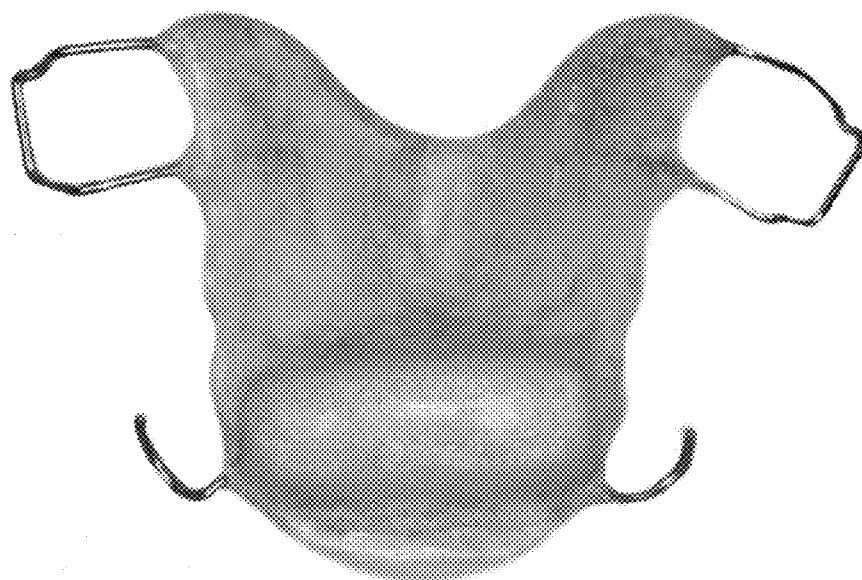


Figure 3:

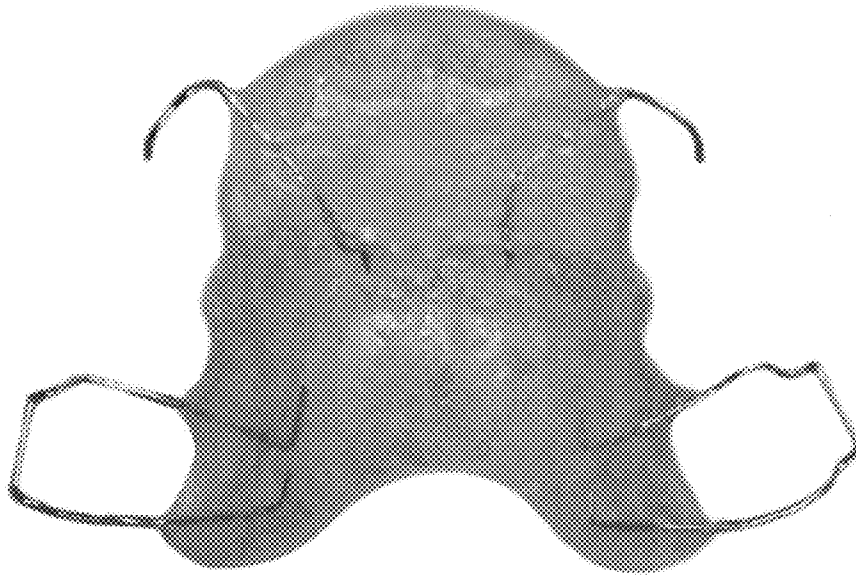


Figure 4:




Figure 5:

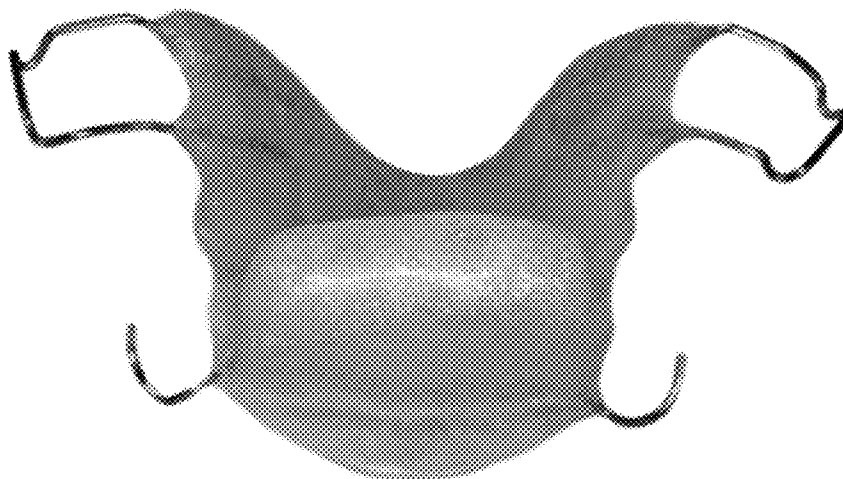


Figure 6:

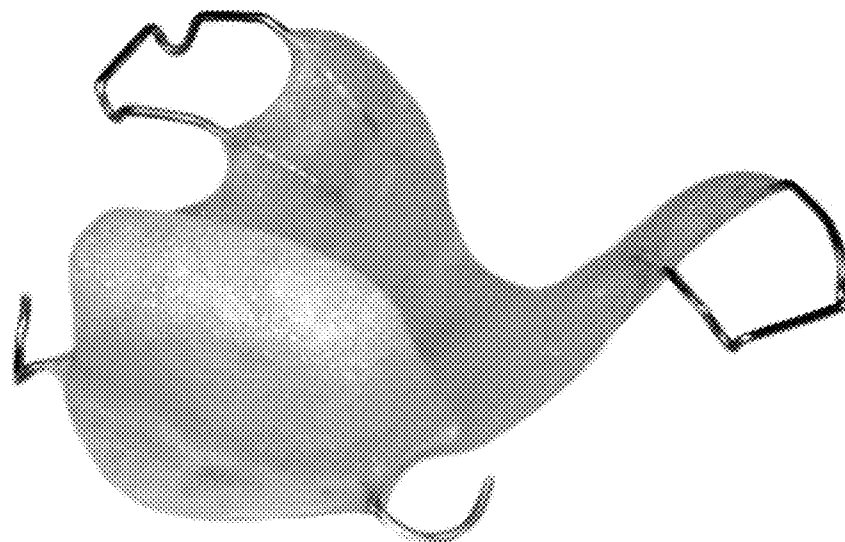


Figure 7:

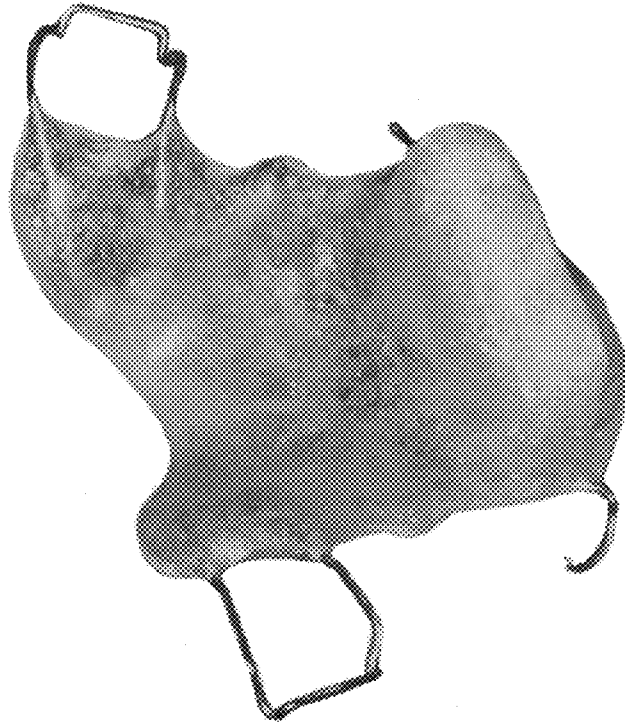


Figure 8:

