

(19) World Intellectual Property Organization
International Bureau



(43) International Publication Date
19 October 2006 (19.10.2006)

PCT

(10) International Publication Number
WO 2006/108760 A2

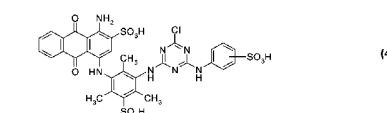
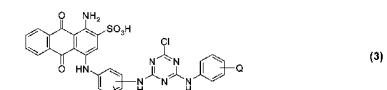
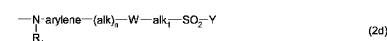

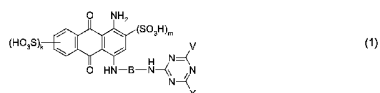
- (51) International Patent Classification:
C09B 1/20 (2006.01) C09B 62/04 (2006.01)
C09B 1/26 (2006.01)
- (21) International Application Number:
PCT/EP2006/061121
- (22) International Filing Date: 29 March 2006 (29.03.2006)
- (25) Filing Language: English
- (26) Publication Language: English
- (30) Priority Data:
05102776.1 8 April 2005 (08.04.2005) EP
- (71) Applicant (for all designated States except US): CIBA SPECIALTY CHEMICALS HOLDING INC. [CH/CH]; Klybeckstrasse 141, CH-4057 Basel (CH).
- (72) Inventors; and
- (75) Inventors/Applicants (for US only): EKKUNDI, Vadiraj, Subbanna [IN/CH]; Herrenweg 60, CH-4147 Aesch (CH). PUNEKAR, Narayan, S. [IN/IN]; B-39, Bldg. No. 10, Central Area, IIT Campus, AS Marg, Powai, Mumbai 400 076 (IN). FONDEKAR, Kamalesh, Pai [IN/IN]; 52-Alamanda, Glen Dale Complex, Gladys Alvares Road, Opposite Lok Hospital, Off Pokhran Road No. 2, Thane (west) 400 601 (IN). ROENTGEN, Georg [DE/DE]; Pochgasse 13, Freiburg 79104 (DE). KORDE, Shilpa, S.

[IN/IN]; 18, Kabir Society, Mogal Lane, Mahim, Mumbai 400 016 (IN). SHINDE, Ajit, B. [IN/IN]; B-1, Indu Co-op Hsg Soc., Sector 14, Vashi, Navi Mumbai 400 703 (IN). MOORTHY, Masana [IN/IN]; 48/1539, "Shree CHS", Tagore Nagar, Vikhroli, Mumbai 400 083 (IN).

- (74) Common Representative: CIBA SPECIALTY CHEMICALS HOLDING INC.; Patent Department, Klybeckstrasse 141, CH-4057 Basel (CH).
- (81) Designated States (unless otherwise indicated, for every kind of national protection available): AE, AG, AL, AM, AT, AU, AZ, BA, BB, BG, BR, BW, BY, BZ, CA, CH, CN, CO, CR, CU, CZ, DE, DK, DM, DZ, EC, EE, EG, ES, FI, GB, GD, GE, GH, GM, HR, HU, ID, IL, IN, IS, JP, KE, KG, KM, KN, KP, KR, KZ, LC, LK, LR, LS, LT, LU, LV, LY, MA, MD, MG, MK, MN, MW, MX, NZ, NA, NG, NI, NO, NZ, OM, PG, PH, PL, PT, RO, RU, SC, SD, SE, SG, SK, SL, SM, SY, TJ, TM, TN, TR, TT, TZ, UA, UG, US, UZ, VC, VN, YU, ZA, ZM, ZW.
- (84) Designated States (unless otherwise indicated, for every kind of regional protection available): ARIPO (BW, GH, GM, KE, LS, MW, MZ, NA, SD, SL, SZ, TZ, UG, ZM, ZW), Eurasian (AM, AZ, BY, KG, KZ, MD, RU, TJ, TM), European (AT, BE, BG, CH, CY, CZ, DE, DK, EE, ES, FI, FR, GB, GR, HU, IE, IS, IT, LT, LU, LV, MC, NL, PL, PT,

[Continued on next page]

(54) Title: ADSORBENTS COMPRISING ANTHRAQUINONE DYE-LIGANDS FOR THE SEPARATION OF BIOLOGICAL MATERIALS



(57) Abstract: A process for the separation of biological materials, wherein an adsorbent is used, which comprises a reaction product of a compound of formula (1) and a substrate having a group capable of reaction with a reactive group in said compound of formula (1) to form a covalent bond, in which B is C₂-C₁₂alkylene radical, which can be interrupted by 1, 2 or 3 members from the group consisting of -NR₁- or -O- and is unsubstituted or substituted by hydroxyl, sulfo, sulfato, cyano or carboxyl, R₁ is hydrogen or C₁-C₄alkyl, or B is a C₅-C₉cycloalkylene radical, C₁-C₄alkylene-C₅-C₉cycloalkylene radical or C₁-C₄alkylene-C₅-C₉cycloalkylene-C₁-C₄alkylene radical, which are unsubstituted or substituted by C₁-C₄alkyl, C₁-C₄alkoxy, sulfo, halogen or carboxyl, or a phenylene radical, C₁-C₄alkylene-phenylene radical or C₁-C₄alkylene-phenylene-C₁-C₄alkylene radical, which are unsubstituted or substituted by C₁-C₄alkyl, C₁-C₄alkoxy, C₂-C₄alkanoylamino, sulfo, halogen or carboxyl, V is a non-fibre-reactive substituent or is a fibre-reactive substituent of formula wherein R₂ is hydrogen or unsubstituted or substituted C₁-C₄alkyl or a radical, R₃ is hydrogen, hydroxy, sulfo, sulfato, carboxy, cyano, halogen, C₁-C₄alkoxycarbonyl, C₁-C₄-alkanoyloxy, carbamoyl or a group -SO₂-Y, R₄ is hydrogen or C₁-C₄alkyl, alk and alk₁ are each independently of the other linear or branched C₁-C₆alkylene, arylene is a phenylene or naphthylene radical which is unsubstituted or substituted by sulfo, carboxy, hydroxy, C₁-C₄alkyl, C₁-C₄alkoxy or by halogen, Y is vinyl or a radical -CH₂-CH₂-U and U is a leaving group, Y₁ is a group -CH(Hal)-CH₂(Hal) or -C(Hal)=CH₂ wherein Hal is chlorine or bromine, W is a group -SO₂-NR₄-, -CONR₄- or -NR₄CO- wherein R₄ is as defined above, Q is a radical -O- or -NR₄- wherein R₄ is as defined above, and n is a number 0 or 1, X is halogen, and k and m are each independently of the other a number 0 or 1 and the sum of k+m is 1 or 2, with the exception of an adsorbent, comprising a compound of formula wherein Q is sulfo or carboxy,

provides various dye-ligand structures available for screening in dye-ligand affinity chromatography.

WO 2006/108760 A2



RO, SE, SI, SK, TR), OAPI (BF, BJ, CF, CG, CI, CM, GA, GN, GQ, GW, ML, MR, NE, SN, TD, TG).

For two-letter codes and other abbreviations, refer to the "Guidance Notes on Codes and Abbreviations" appearing at the beginning of each regular issue of the PCT Gazette.

Published:

— *without international search report and to be republished upon receipt of that report*

Adsorbents comprising anthraquinone dye-ligands for the separation of biological materials

The present invention relates to a process for the separation or purification of biological materials using adsorbents, which comprise anthraquinone dye ligands, a process for the preparation of the adsorbents and the adsorbents.

Reactive dyes are well established products which are widely used in the textile industry for the coloration of cellulosic textiles, such as cotton or viscose. The molecule of such a reactive dye may be viewed as being made up of two interlinked units, each of which has a distinct function. One unit is the chromophore whose function is to impart the desired colour and other tinctorial properties to the textile. The other unit is the fibre reactive group which, under well established application conditions, reacts chemically with cellulose to covalently bind the dye molecules to the textile to produce a dyed material which is highly resistant to washing processes.

Whilst reactive dyes were initially developed to solve certain problems encountered in the dyeing and printing of cellulosic textile materials, they have, over the years, been found to possess properties, which make them of use outside the textile dyeing field.

It is known, for example, from U.S. Pat. No's. 4,016,149 and 4,546,161, that these dyes can be attached by similar techniques to carbohydrate substrates, such as polymers and co-polymers derived from agarose, dextrose, dextrans, etc. Reaction products of such carbohydrate substrates and certain commercially available reactive dyes have been used in affinity chromatography as adsorbents for the chromatographic separation or purification of certain proteinaceous materials. Among the commercial textile dyes, which have been used as ligands for protein or enzyme separation, are certain blue anthraquinone dyes comprising a mono chloro triazine moiety, such as C.I. Reactive Blue 2 (Cibacron Blue 3GA), C.I. Reactive Blue 5 and C.I. Reactive Blue 49.

Affinity chromatography is based on the differential affinities of the proteins or enzymes for the ligands on the stationary phase of the adsorbent and is increasingly proving to be very crucial in high-end application areas like biopharmaceuticals and diagnostics as described, for example, in WO 2004052870. The nature of the interaction may be hydrogen-bonding, electrostatic forces, stacking as a result of favourable geometry or any other aspect that

encourages the ligand-target relationship. The ligand-target interaction should be sufficiently strong to allow the removal of the other contaminant molecules from a mixture while keeping the ligand-target complex intact, i.e. the proteins that have affinity to the ligands bind to the matrix while the others with no affinity are washed out. The bound proteins can be selectively eluted under conditions of varying pH, ionic strength and buffers as described, for example, in P.D.G. Dean, W.S. Johnson and F.A. Middle (Ed), *Affinity Chromatography: A Practical Approach*, 1982. The protein mixture can be subjected to separation by shaking or passing over a column with the adsorbent.

Affinity chromatography has been found to be advantageous in blood fractionation for fine and rapid capture of proteins from plasma fractions. Affinity chromatography is applied to plasma fractions pre-purified by classical ethanol fractionation and / or by ion-exchange chromatography. Affinity chromatography is being used in the industrial production of various plasma products like concentrates of factor VIII, factor IX, von Willebrand factor, Protein C and Antithrombin III as known, for example, from T.Burnouf and M.Radosevich, *J. Biochem. Biophys. Methods*, 2001, 49, 575.

Cibacron Blue 3GA has been well studied for its interactions with various proteins and enzymes. It has been observed that the dye mimics the NAD⁺ moiety and hence interacts with proteins and enzymes that recognize this site as described, for example, in S.Subramanian, *CRC Critical Rev. Biochem.*, 1984, 16, 169. Albumin has been purified successfully by using immobilized Cibacron Blue 3GA on large scale as known, for example, from M. Allary, J. Saint-Blancard, E. Boschetti and P. Girot, *Bioseparation*, 1991, 2, 167. Fractionation of twenty-seven plasma proteins has been performed with the help of affinity chromatography using Cibacron Blue 3GA immobilized cross-linked agarose beads by a pH gradient as described, for example, in E.Gianazza and P.Arnaud, *Biochem. J.*, 1982, 201, 129. Purification of serine proteases on Blue Sepharose (Cibacron Blue 3GA immobilized on agarose) has also been reported. It is known, for example, from C. Koch, L. Borg, K. Skjodt and G. Hoven, *J. Chromatogr. B.*, 1998, 718, 41 that the interaction of serine proteases with Blue Sepharose involves the active site of the enzyme.

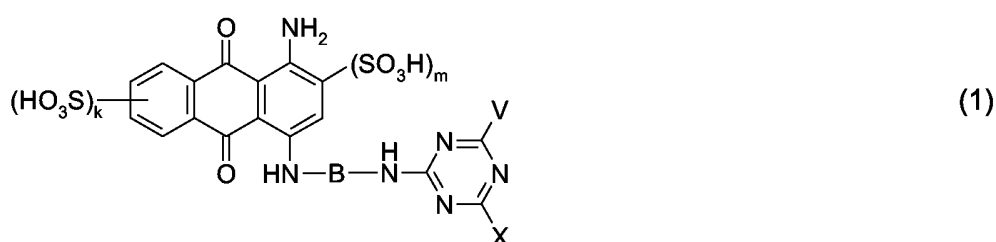
Advances in biotechnology like phage technology and computer aided design of artificial ligands have led to further developments in the application of affinity chromatography for protein purification as described, for example, in C.R. Lowe, A.R. Lowe and G. Gupta, *J. Biochem. Biophys. Methods*, 2001, 49, 561. Various tailor-made synthetic ligands, in addition

to the traditionally used bio ligands like heparin, gelatin, protein A and protein C, have provided improved productivity of the plasma proteins.

The application of artificial ligand techniques for industrial protein purification has not been encouraged to a greater extent and has primarily been limited to the use of Cibacron Blue 3GA. Since the principle of affinity chromatography is based on the phenomenon of molecular recognition, structural variations of the ligand play a vital role in either stabilizing or destabilizing protein-dye interactions. See, for example, N. Lindner, R. Jeffcoat, C. Lowe, J. Chromatogr. 1989, 473, 227 and Y.D. Clonis, N.E. Labrou, V. Kotsira, C. Mazitsos, S. Melissis, G. Gogolas, J. Chromatogr. A, 2000, 891, 33. Secondary interactions within a ternary complex could also have profound effect in exhibiting affinity towards a specific protein as described, for example, in N.E. Labrou, E. Eliopoulos, Y.D. Clonis, Biochem J., 1996, 315, 695.

Accordingly, there is a need to provide readily synthesizable dye-ligand adsorbents to account for various separation or purification problems and to increase the scope of reliable methods for protein purification.

The present invention relates to a process for the separation of biological materials, wherein an adsorbent is used, which comprises a reaction product of a compound of formula

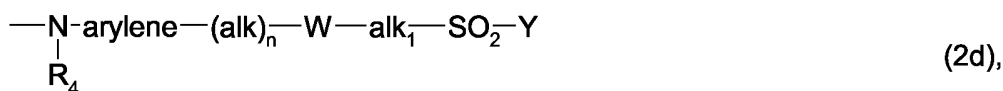


and a substrate having a group capable of reaction with a reactive group in said compound of formula (1) to form a covalent bond, in which

B is C₂-C₁₂alkylene radical, which can be interrupted by 1, 2 or 3 members from the group consisting of -NR₁- or -O- and is unsubstituted or substituted by hydroxyl, sulfo, sulfato, cyano or carboxyl,

R₁ is hydrogen or C₁-C₄alkyl, or

B is a C₅-C₉cycloalkylene radical, C₁-C₄alkylene-C₅-C₉cycloalkylene radical or C₁-C₄alkylene-C₅-C₉cycloalkylene-C₁-C₄alkylene radical, which are unsubstituted or substituted by C₁-C₄alkyl, C₁-C₄alkoxy, sulfo, halogen or carboxyl, or a phenylene radical, C₁-C₄alkylene-phenylene radical or C₁-C₄alkylene-phenylene-C₁-C₄alkylene radical, which are unsubstituted or substituted by C₁-C₄alkyl, C₁-C₄alkoxy, C₂-C₄alkanoylamino, sulfo, halogen or carboxyl, V is a non-fibre-reactive substituent or is a fibre-reactive substituent of formula



wherein

R₂ is hydrogen or unsubstituted or substituted C₁-C₄alkyl or a radical $\begin{array}{c} \text{R}_3 \\ | \\ \text{---alk---SO}_2\text{---Y} \end{array}$,

R₃ is hydrogen, hydroxy, sulfo, sulfato, carboxy, cyano, halogen, C₁-C₄alkoxycarbonyl, C₁-C₄-alkanoyloxy, carbamoyl or a group -SO₂-Y,

R₄ is hydrogen or C₁-C₄alkyl,

alk and alk₁ are each independently of the other linear or branched C₁-C₆alkylene,

arylene is a phenylene or naphthylene radical which is unsubstituted or substituted by sulfo, carboxy, hydroxy, C₁-C₄alkyl, C₁-C₄alkoxy or by halogen,

Y is vinyl or a radical -CH₂-CH₂-U and U is a leaving group,

Y₁ is a group -CH(Hal)-CH₂(Hal) or -C(Hal)=CH₂ wherein Hal is chlorine or bromine,

W is a group -SO₂-NR₄-, -CONR₄- or -NR₄CO- wherein R₄ is as defined above,

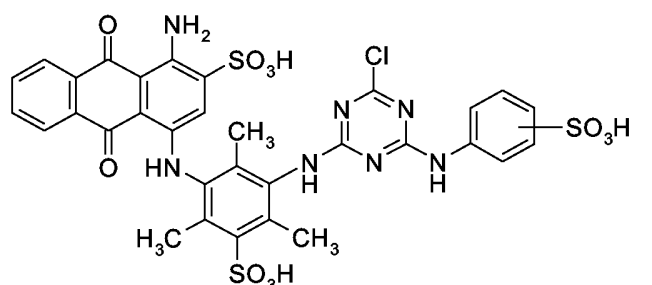
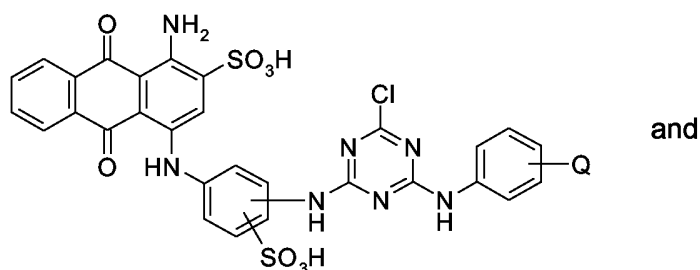
Q is a radical -O- or -NR₄- wherein R₄ is as defined above, and

n is a number 0 or 1,

X is halogen, and

k and m are each independently of the other a number 0 or 1 and the sum of k+m is 1 or 2,

with the exception of an adsorbent, comprising a compound of formula



wherein

Q is sulfo or carboxy.

As C₁-C₄alkyl in the radical B there come into consideration, for example, methyl, ethyl, n-propyl, isopropyl, n-butyl, sec-butyl, tert-butyl or isobutyl, preferably methyl or ethyl, especially methyl.

As C₁-C₄alkoxy in the radical B there come into consideration, for example, methoxy, ethoxy, n-propoxy, isopropoxy, n-butoxy, sec-butoxy, tert-butoxy and isobutoxy, preferably methoxy or ethoxy, especially methoxy.

As halogen in the radical B there come into consideration, for example, fluorine, chlorine and bromine, preferably chlorine or bromine, especially chlorine.

As C₂-C₄alkanoylamino in the radical B there come into consideration, for example, acetylamino or propionylamino, preferably acetylamino.

Preferably R₁ is hydrogen or methyl.

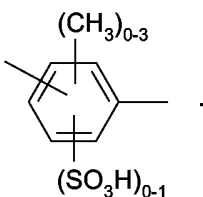
An alkylene radical B is preferably a C₂-C₆alkylene radical, which can be interrupted by 1, 2 or 3 members -O- and is unsubstituted or substituted by hydroxyl or sulfato. The

unsubstituted radicals, in particular the radical of the formula
$$-\text{CH}_2-\underset{\substack{| \\ \text{H, CH}_3 \\ | \\ \text{H, CH}_3}}{\text{C}}-\text{CH}_2-$$
, are

preferred. The radicals of the formulae $-(\text{CH}_2)_3-$ and $-\text{CH}_2-\text{C}(\text{CH}_3)_2-\text{CH}_2-$ are of particular interest.

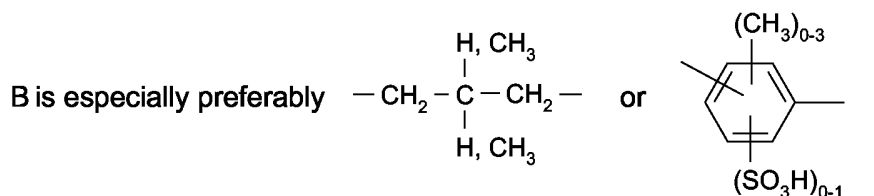
Preferred cycloalkylene-containing radicals B are the corresponding cyclohexylene-containing radicals, which, in particular, are unsubstituted or substituted by C₁-C₄alkyl. A cyclohexylene radical or methylene-cyclohexylene radical which is unsubstituted or substituted by C₁-C₄alkyl, in particular a methylene-cyclohexylene radical which is unsubstituted or substituted by C₁-C₄alkyl, is particularly preferred here.

Preferred phenylene-containing radicals B are the corresponding radicals which are unsubstituted or substituted by C₁-C₄alkyl, C₁-C₄alkoxy, halogen or sulfo. Phenylene or methylene-phenylene-methylene which are unsubstituted or substituted by C₁-C₄alkyl, C₁-C₄alkoxy, halogen or sulfo are particularly preferred. Especially preferred radicals are

those of the formula  .

B is preferably a C₂-C₆alkylene radical, which can be interrupted by 1, 2 or 3 members -O- and is unsubstituted or substituted by hydroxyl or sulfato, or a cyclohexylene radical or methylene-cyclohexylene radical which is unsubstituted or substituted by C₁-C₄alkyl, or a phenylene or methylene-phenylene-methylene radical which is unsubstituted or substituted by C₁-C₄alkyl, C₁-C₄alkoxy, halogen or sulfo.

B is particularly preferably a C₂-C₆alkylene radical, a methylene-cyclohexylene radical which is unsubstituted or substituted by C₁-C₄alkyl, or a phenylene or methylene-phenylene-methylene radical which is unsubstituted or substituted by C₁-C₄alkyl, C₁-C₄alkoxy, halogen or sulfo.



As C₁-C₄alkyl for R₂ and R₄, each independently of the others, there come into consideration, for example, methyl, ethyl, propyl, isopropyl, n-butyl, sec-butyl, tert-butyl and isobutyl, preferably methyl and ethyl, and especially methyl. The mentioned radical R₂ is unsubstituted or substituted, for example by halogen, hydroxy, cyano, C₁-C₄alkoxy, C₁-C₄alkoxycarbonyl, carboxy, sulfamoyl, sulfo or by sulfato, preferably by hydroxy, sulfo, sulfato, carboxy or by cyano. The unsubstituted radicals are preferred.

When Y is a radical -CH₂-CH₂-U, the leaving group U may be, for example, -Cl, -Br, -F, -OSO₃H, -SSO₃H, -OCO-CH₃, OPO₃H₂, -OCO-C₆H₅, OSO₂-C₁-C₄alkyl or -OSO₂-N(C₁-C₄alkyl)₂. U is preferably a group of formula -Cl, -OSO₃H, -SSO₃H, -OCO-CH₃, -OCO-C₆H₅ or -OPO₃H₂, especially -Cl or -OSO₃H, and more especially -OSO₃H.

Y is preferably vinyl, β-chloroethyl, β-sulfatoethyl, β-thiosulfatoethyl, β-acetoxyethyl, β-phenoxyethyl or β-phosphatoethyl, especially β-chloroethyl, β-sulfatoethyl or vinyl, more especially β-sulfatoethyl or vinyl, and very especially vinyl.

Hal is preferably bromine.

alk and alk₁, each independently of the other, are, for example, methylene, 1,2-ethylene, 1,3-propylene, 1,4-butylene, 1,5-pentylene, 1,6-hexylene or a branched isomer thereof. alk and alk₁, each independently of the other, are preferably a C₁-C₄alkylene radical, and especially an ethylene or propylene radical.

Preferred meanings of arylene are a 1,3- or 1,4-phenylene radical which is unsubstituted or substituted by sulfo, methyl or by methoxy, and especially an unsubstituted 1,3- or 1,4-phenylene radical.

R₂ is preferably hydrogen, C₁-C₄alkyl or a radical of formula $\begin{array}{c} R_3 \\ | \\ \text{--- alk} - \text{SO}_2 - Y \end{array}$ wherein R₃, Y

and alk in each case are as defined above and have the preferred meanings given above. R₂ is especially hydrogen, methyl or ethyl, and very especially hydrogen.

R₃ is preferably hydrogen.

R₄ is preferably hydrogen, methyl or ethyl, and especially hydrogen.

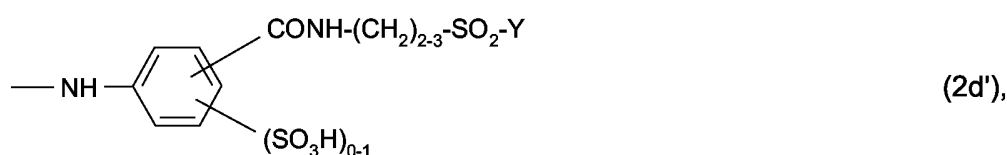
The variable Q is preferably -NH- or -O-, and especially -O-.

W is preferably a group of formula -CONH- or -NHCO-, especially the group of formula -CONH-.

The variable n is preferably the number 0.

Preferred fibre-reactive substituents V of formulae (2a) to (2f) are those wherein R₂ and R₃ are each hydrogen, R₄ is hydrogen, methyl or ethyl, Q is a radical -NH- or -O-, W is the group -CONH-, alk and alk₁ are each independently of the other ethylene or propylene, arylene is phenylene which is unsubstituted or substituted by methyl, methoxy or by sulfo, Y is vinyl, β-chloroethyl or β-sulfatoethyl, especially vinyl or β-sulfatoethyl, and very especially vinyl, Y₁ is -CHBr-CH₂Br or -CBr=CH₂ and n is the number 0; amongst those substituents special preference is given to the radicals of formulae (2c) and (2d).

When V has the meaning of a fibre-reactive substituent, very special preference is given to V being a group of formula



especially (2c'), wherein Y is as defined above and has the preferred meanings given above.

In the radical of formula (2c'), the nitrogen atom can be substituted by methyl or ethyl instead of hydrogen.

When V is a non-fibre-reactive substituent, it may be, for example, hydroxy; C₁-C₄alkoxy; C₁-C₄alkylthio which is unsubstituted or substituted by hydroxy, carboxy or by sulfo; amino; amino mono- or di-substituted by C₁-C₈alkyl, the alkyl being unsubstituted or further substituted by, for example, sulfo, sulfato, hydroxy, carboxy or by phenyl, especially by sulfo or by hydroxy, and being uninterrupted or interrupted by a radical -O-; cyclohexylamino which is unsubstituted or substituted by C₁-C₄alkyl; morpholino; N-C₁-C₄alkyl-N-phenylamino or phenylamino or naphthylamino, the phenyl or naphthyl being unsubstituted or substituted by, for example, C₁-C₄alkyl, C₁-C₄alkoxy, carboxy, sulfo or by halogen.

Examples of suitable non-fibre-reactive substituents V are amino, methylamino, ethylamino, β-hydroxyethylamino, 2-(β-hydroxyethoxy)ethylamino, N,N-di-β-hydroxyethylamino, β-sulfoethylamino, cyclohexylamino, morpholino, o-, m- or p-chlorophenylamino, o-, m- or p-methylphenylamino, o-, m- or p-methoxyphenylamino, o-, m- or p-sulfophenylamino, disulfophenylamino, o-carboxyphenylamino, 1- or 2-naphthylamino, 1-sulfo-2-naphthylamino, 4,8-disulfo-2-naphthylamino, N-ethyl-N-phenylamino, N-methyl-N-phenylamino, methoxy, ethoxy, n- or iso-propoxy and hydroxy.

- 10 -

As a non-fibre-reactive radical preference is given to V in the meaning of hydroxy; C₁-C₄alkoxy; C₁-C₄alkylthio which is unsubstituted or substituted by hydroxy, carboxy or by sulfo; amino; N-mono- or N,N-di-C₁-C₄alkylamino, which is unsubstituted or substituted in the alkyl moiety by hydroxy, sulfato or by sulfo and is uninterrupted or interrupted by a radical -O-; morpholino; phenylamino or N-C₁-C₄alkyl-N-phenylamino, wherein each phenyl ring is unsubstituted or substituted by sulfo, carboxy, chlorine, acetylamino, methyl or by methoxy and wherein the alkyl is unsubstituted or substituted by hydroxy, sulfo or by sulfato; or naphthylamino which is unsubstituted or substituted by from 1 to 3 sulfo groups.

Especially preferred as a non-fibre-reactive radical V corresponds to amino, N-mono- or N,N-di-C₁-C₄alkylamino which is unsubstituted or substituted in the alkyl moiety by hydroxy, sulfato or by sulfo and is uninterrupted or interrupted by a radical -O-, morpholino, phenylamino or N-C₁-C₄alkyl-N-phenylamino which is unsubstituted or substituted in the phenyl ring by sulfo, carboxy, chlorine, acetylamino, methyl or by methoxy, or naphthylamino which is unsubstituted or substituted by from 1 to 3 sulfo groups.

Especially important non-fibre-reactive radicals V are β -hydroxyethylamino, 2-(β -hydroxyethoxy)ethylamino, N,N-di- β -hydroxyethylamino, β -sulfoethylamino, morpholino, 2-, 3- or 4-sulfophenylamino, 1-sulfonaphth-2-yl-amino or 3,7-disulfonaphth-2-yl-amino.


k is preferably the number 0.

m is preferably the number 1.

X is, for example, fluorine, chlorine or bromine, preferably fluorine or chlorine, and especially chlorine.

In a preferred embodiment of the present invention the compound of formula (1) corresponds to a compound of formula

- 11 -



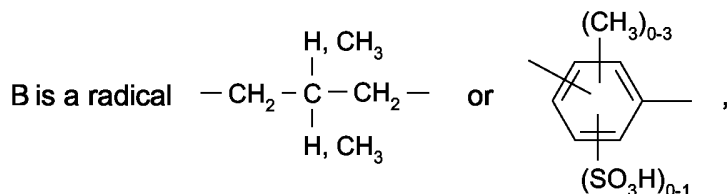
wherein

B is a C₂-C₆alkylene radical, a methylene-cyclohexylene radical, which is unsubstituted or substituted by C₁-C₄alkyl, or a phenylene or methylene-phenylene-methylene radical, which is unsubstituted or substituted by C₁-C₄alkyl, C₁-C₄alkoxy, halogen or sulfo,

V is amino, N-mono- or N,N-di-C₁-C₄alkylamino which is unsubstituted or substituted in the alkyl moiety by hydroxy, sulfato or by sulfo and is uninterrupted or interrupted by a radical -O-, morpholino, phenylamino or N-C₁-C₄alkyl-N-phenylamino which is unsubstituted or substituted in the phenyl ring by sulfo, carboxy, chlorine, acetylamino, methyl or by methoxy, or naphthylamino which is unsubstituted or substituted by from 1 to 3 sulfo groups, or

V is a group of formula (2c') or (2d') as defined above.

In a particularly preferred embodiment of the present invention the compound of formula (1) corresponds to a compound of formula (1a) as given above, wherein



V corresponds to β-hydroxyethylamino, 2-(β-hydroxyethoxy)ethylamino, N,N-di-β-hydroxyethylamino, β-sulfoethylamino, morpholino, 2-, 3- or 4-sulfophenylamino, 1-sulfonaphth-2-yl-amino or 3,7-disulfonaphth-2-yl-amino, or

V is a group of formula (2c') or (2d') as defined above.

A structural variation of the compound of formula (1) may account for particular separation or purification problems.

The substrate or matrix used to prepare the adsorbants applied in accordance with the present invention may be substantially water-insoluble. As examples of the said substrate

there may be mentioned acrylic polymers, such as polyacrylamides or hydroxyalkylmethacrylates, and co-polymers of these materials, metal oxides, such as zirconia, titania or alumina, silica or porous glass, but the preferred water-insoluble solid support is a polymeric substrate having a plurality of hydroxyl groups to which the compound of formula (1) may become attached through the reactive group. Especially suitable substrates are carbohydrates and modified carbohydrates. Examples of a suitable carbohydrate substrate are agarose, cross-linked agarose, dextrose, dextrans, and modified versions thereof, such as are available as "Sephacrose" and "Sephadex" gels ("Sephacrose" and "Sephadex" are trade marks of GE Healthcare) and are described in GB 1,540,165. Other polymeric substrates are polyamides. Especially preferred substrates are agarose and crosslinked agarose.

The adsorbents applied in accordance with the present invention may be prepared by standard techniques, for example, by reacting a compound of formula (1) with a substrate having a group capable of reaction with a reactive group in said compound of formula (1) to form a covalent bond, e.g. a carbohydrate substrate, in the presence of an acid binding agent, such as an alkali metal hydroxide or carbonate, e.g. sodium hydroxide or sodium carbonate, wherein the variables are defined and preferred as given above.

Methods for the preparation of such adsorbents and chromatographic columns containing them are well documented, for example, in U.S. Pat. No's. 4,016,149 and 4,546,161. Hereby, these documents will be incorporated by reference.

As already indicated, the substrate or matrix, for example, agarose, crosslinked agarose, dextrose or dextrans, may be further modified by introduction of spacers of varying length, advantageously, before covalently binding the compound of formula (1) to the spacers. Spacers may allow for an increased interaction of the dye-ligands with the proteinaceous material to be purified, due to an improved accessibility of the dye-ligands, thereby improving the selectivity and the efficiency of the adsorbents.

Introduction of spacers is carried out, for example, by treatment of the substrate with epichlorhydrin in the presence of an acid binding agent, such as an alkali metal hydroxide or carbonate, e.g. sodium hydroxide or sodium carbonate, and subsequently with a polyamine, under suitable temperatures of, for example 20 to 80°C, preferably 20 to 50°C.

Polyamine compounds suitable for the introduction of spacers may be selected from the group consisting of aromatic polyamines, aliphatic polyamines and alicyclic polyamines. Typical examples include polyvinyl amine, polyvinyl imine, 1,2-ethylenediamine, hydrazine, hydrazine-2-bis-(3-aminopropyl)-amine, 1,4-diaminocyclohexane, 3-amino-1-methylaminopropane, N-hydroxyethylethylenediamine, N-methyl-bis-(3-aminopropyl)-amine, tetraethylenediamine, 1,4-diaminobutane, 1,6-hexamethylenediamine, 1,8-diaminooctane, 1-aminoethyl-1,2-ethylenediamine, diethylenetriamine, tetraethylenepentamine, pentaethylenehexamine, phenylenediamine, toluenylenediamine, 2,4,6-triaminotoluene-trihydrochlorides, 1,3,6-triaminonaphthalene, isophoronediamine, xylylenediamine, hydrogenated xylylenediamine, 4,4'-di-diaminophenylmethane, hydrogenated 4,4'-diaminodiphenylmethane, and derivatives of these polyamine monomers.

Aliphatic and/or alicyclic polyamines are preferred. Especially preferred are aliphatic and/or alicyclic diamines. There may be mentioned in particular 1,4-diaminobutane, 1,6-hexamethylenediamine and 1,8-diaminooctane. The polyamines may be used individually or as mixtures of at least two polyamines.

The biological material may be any material that binds specifically to the compounds of formula (1) employed in the process of the present invention, for example peptides, polypeptides, proteins, nucleotides, polynucleotides, nucleic acids, steroids, lipids, hormones. Generally however, the biological or related substance will be an enzyme, protein or polypeptide, for example albumin, peptidases, phosphatases, kinases, such as glycerokinase, hexokinase or urokinase, nucleases, such as restriction endonucleases or ribonuclease, dehydrogenases, such as glyceraldehyde-3-phosphate dehydrogenase, lactate dehydrogenase, liver alcohol dehydrogenase or glucose-6-phosphate dehydrogenase, esterases, synthetases, DNA or RNA binding proteins and receptors.

The adsorbent comprising the compound of formula (1) bound to a solid support may be in the form of a column for chromatographic separation purposes or in the form of a membrane to allow separation to be carried out in a membrane separation format.

The separation or purification process according to the present invention may also be carried out by treating, e.g. shaking, the biological material in the presence of the adsorbent

comprising the compound of formula (1) in an aqueous environment of suitable pH and ionic strength, separating the adsorbent, e.g. by filtration, and eluting the bound proteins from the adsorbent by suitable variation of pH and ionic strength.

Advantageously, the separation or purification process according to the present invention is carried out by affinity chromatography, which comprises:

- (a) the contact phase, wherein a mixture containing the biological material is contacted with the adsorbent comprising the compound of formula (1) retained on a chromatographic column.
- (b) the washing phase, wherein the non-binding species are removed from the adsorbent comprising the compound of formula (1) by passing a washing solution therethrough, and
- (c) the elution phase, wherein an eluting solution is passed through the adsorbent comprising the compound of formula (1) to recover the desired biological material detained from the column.

By the careful choice of the binding material, washing solution and eluting solution a one-step purification of complex mixtures of the biological material can be achieved.

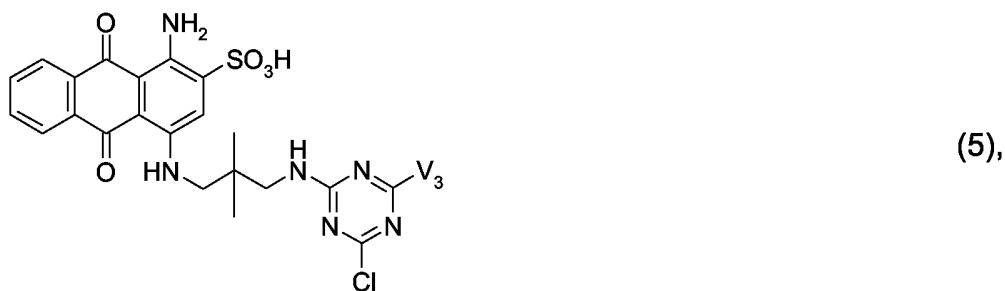
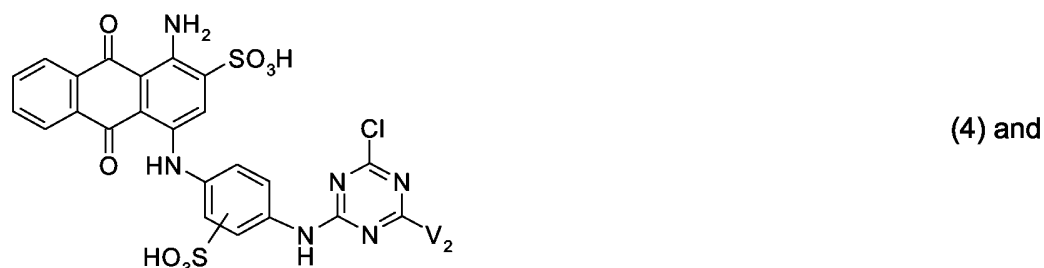
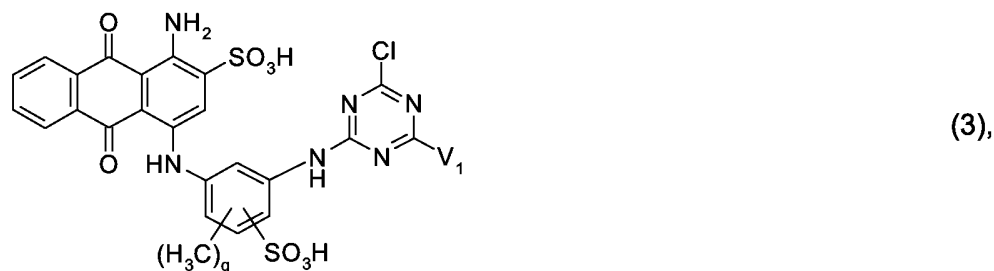
According to another aspect of the present invention there is provided an adsorbent comprising the adduct of a compound of formula (1) as defined above and a substrate having a group capable of reaction with a reactive group in said compound of formula (1) to form a covalent bond, wherein the variables are defined and preferred as given above.

The adsorbents according to the present invention are highly pure materials, devoid of any dye leaching behavior and contain various levels of dye-ligand concentrations on the matrix. Furthermore, the adsorbents according to the present invention are chemically and thermally stable and highly selective and provide various dye-ligand structures available for screening in dye-ligand affinity chromatography.

The range of dye structures available for screening is a significant advancement in dye-ligand affinity chromatography. Further, the interaction with these structural variants could involve the active site of a protein (T.Burnouf, H. Goubran, M. Radosevich, J. Chromatogr. B, 1998, 715, 65) or the interaction could be elsewhere on the protein (B.M.Hayden and P.C.Engel, Eur. J. Biochem., 2001, 268, 1173). A potential for both such modes of binding by

the set of adsorbents makes them a valuable resource in developing protein purification protocols for almost any protein of interest.

Some of the dye-ligands used according to the present invention are new. Accordingly, the present invention relates also to the compounds of formulae



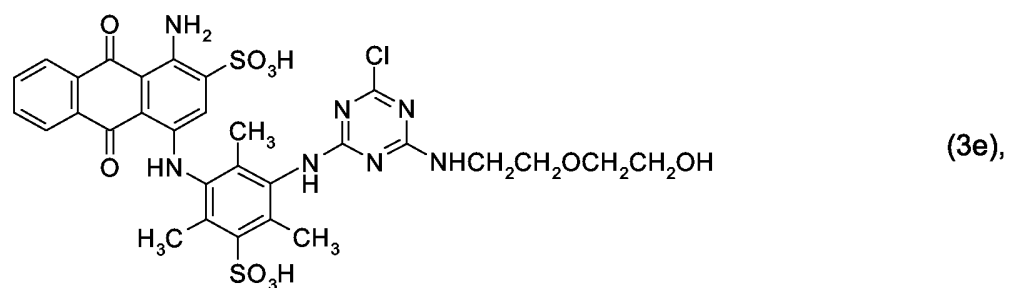
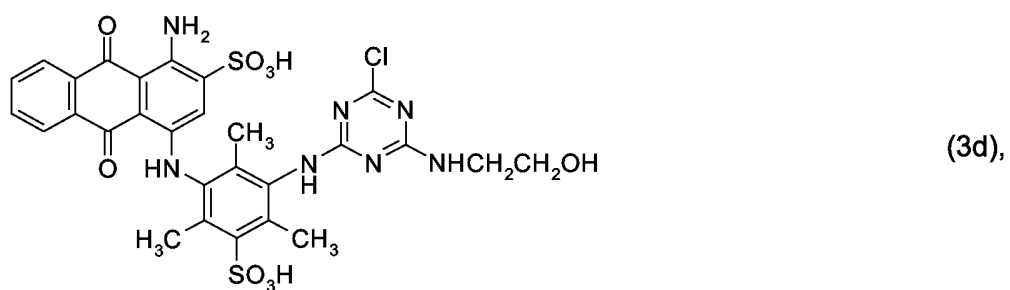
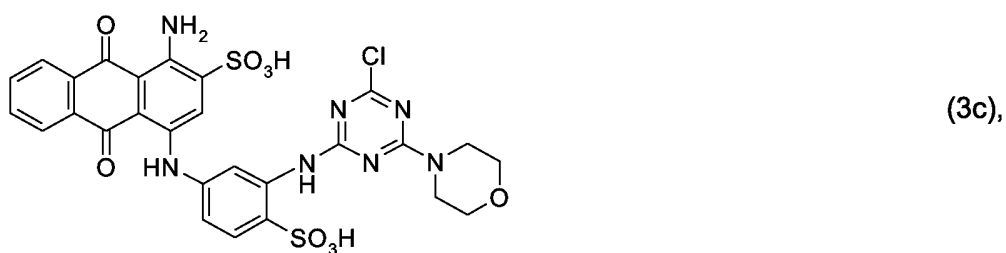
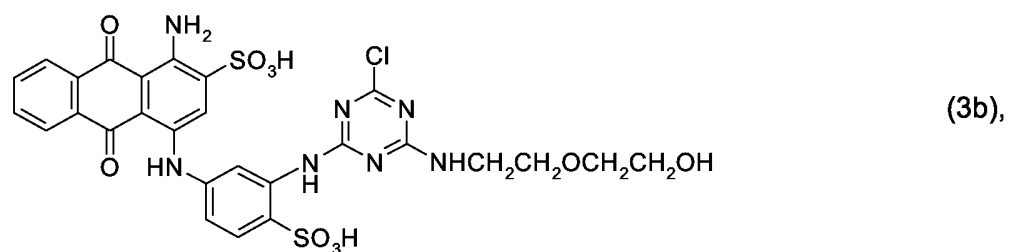
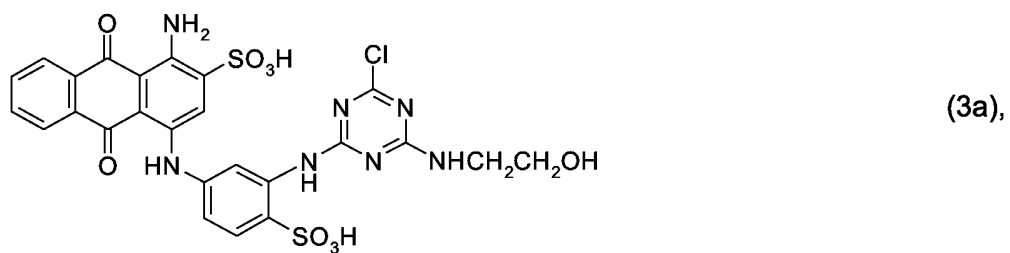
wherein

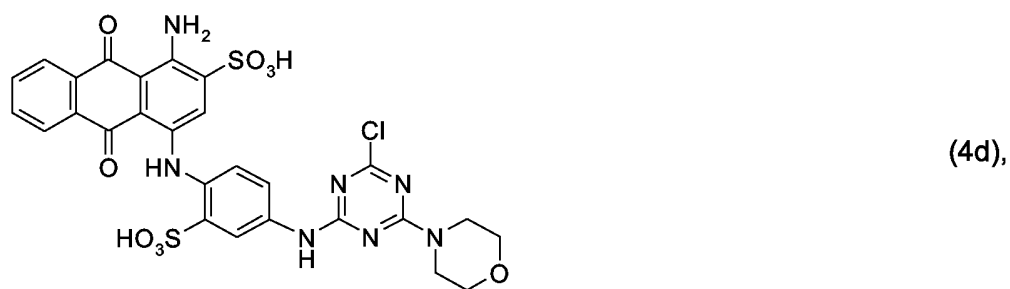
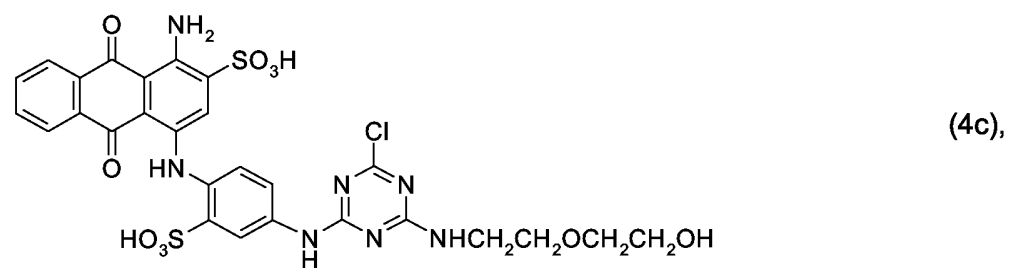
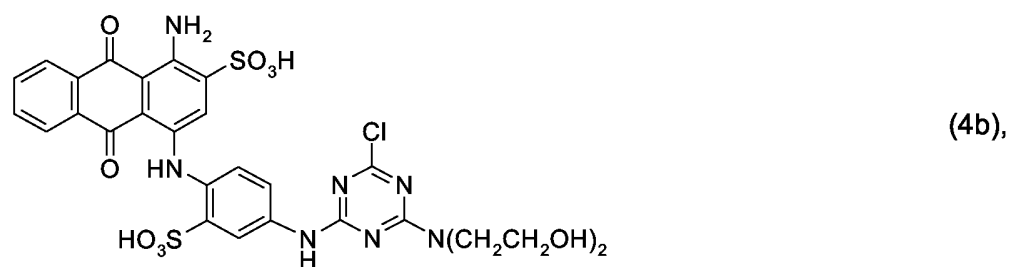
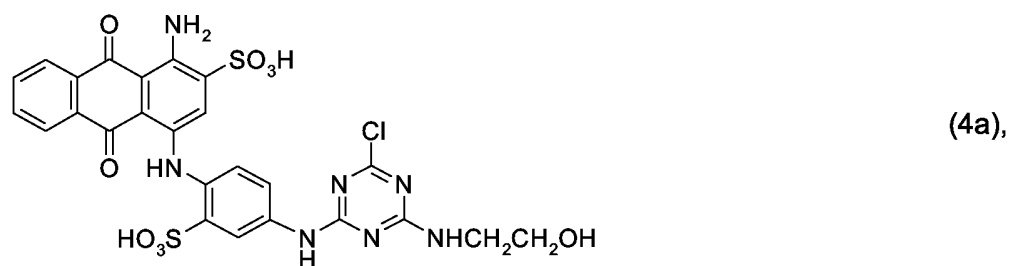
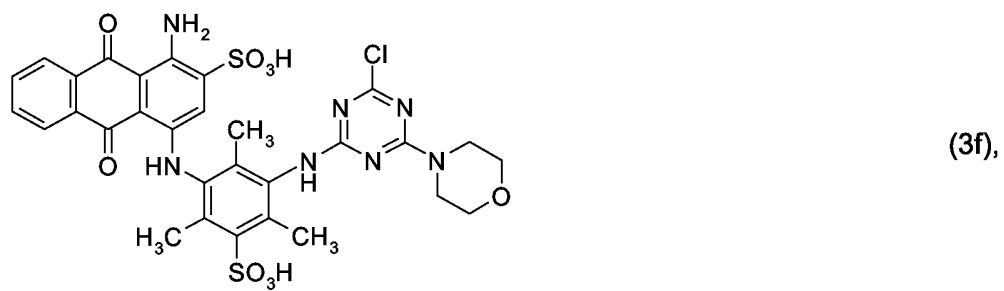
V_1 is β -hydroxyethylamino, 2-(β -hydroxyethoxy)ethylamino or morpholino,

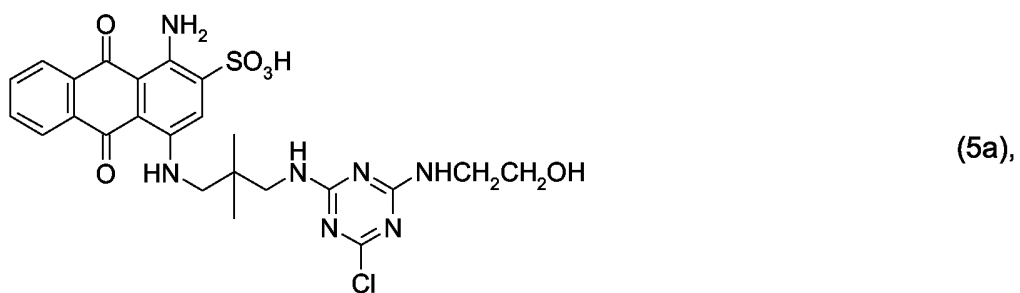
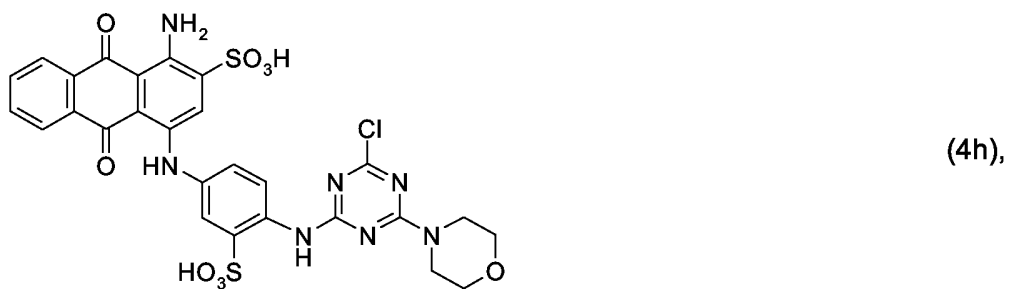
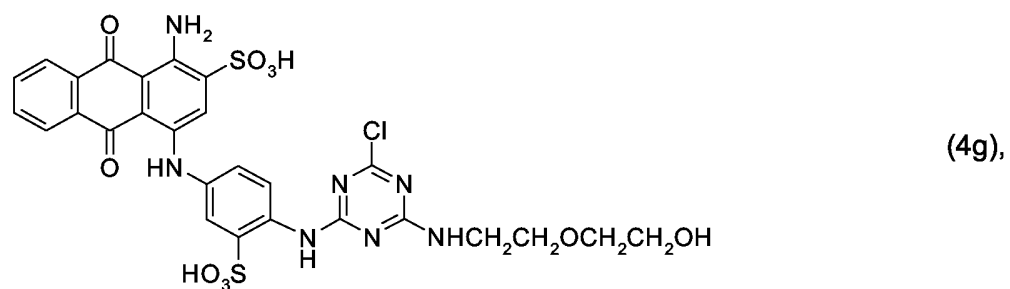
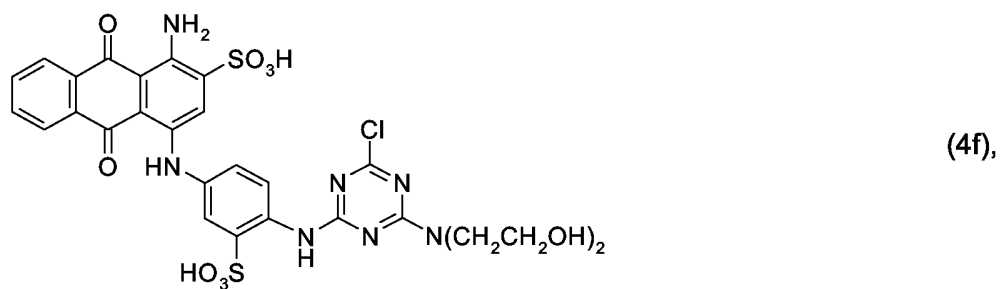
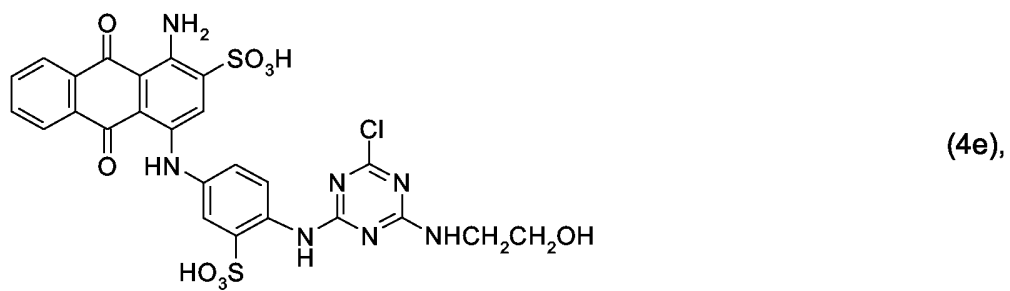
V_2 and V_3 each independently of the other are β -hydroxyethylamino, 2-(β -hydroxyethoxy)ethylamino, N,N-di- β -hydroxyethylamino or morpholino, and

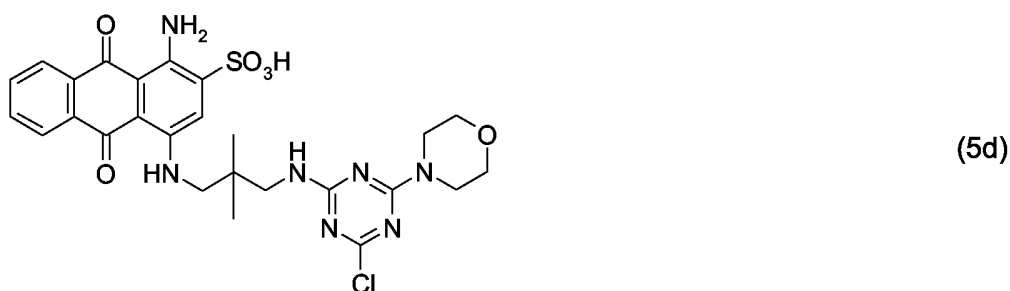
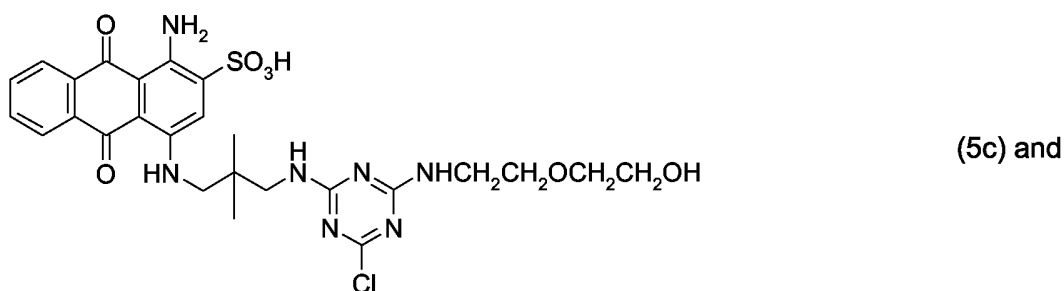
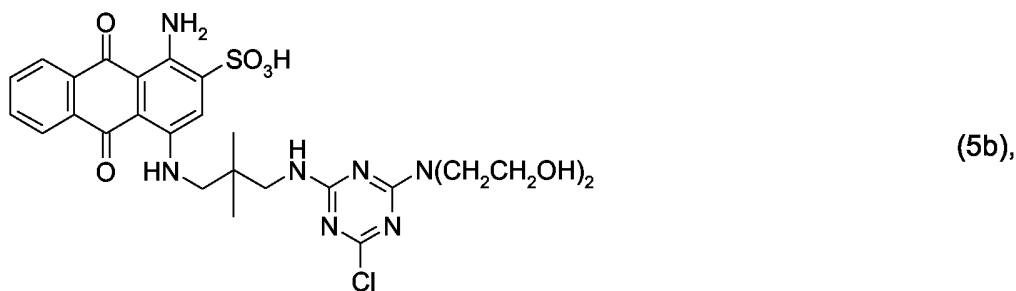
q is the number 0, 1, 2 or 3, preferably 0 or 3.

Preferred are the compounds of formulae









The dye-ligands can be prepared analogously to procedures known in the art.

The following Examples serve to illustrate the invention. The temperatures are given in degrees Celsius. Unless otherwise indicated, parts are parts by weight and percentages relate to percent by weight. Parts by weight relate to parts by volume in a ratio of kilograms to litres.

Preparation of the dye-ligands

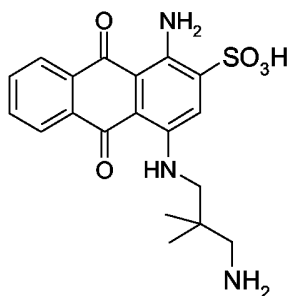
Example 1:

(a) 20.17 parts of cyanuric chloride are dispersed in 100 parts of water and 100 parts of ice. 19.26 parts of 2-aminobenzene sulfonic acid are neutrally dissolved with sodium hydroxide in 70 parts of water. The neutral solution, thus obtained, is added to the above dispersion of cyanuric chloride all at once and the pH value is maintained at 3 for 1 hour by means of an aqueous sodium hydroxide solution (30%). Subsequently, the pH value is increased in steps

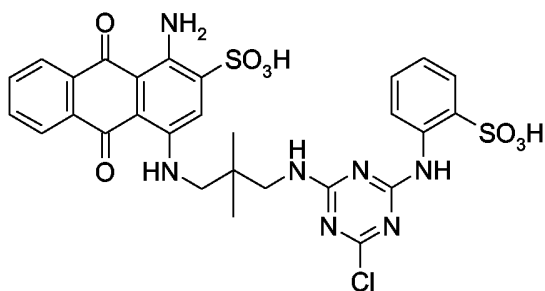
- 20 -

up to 6 and maintained for a couple of hours by dropwise addition of an aqueous sodium hydroxide solution (30%). The temperature is held at 0-5°C for a few hours.

(b) 40.35 parts of the compound, which in the form of the free acid corresponds to the formula



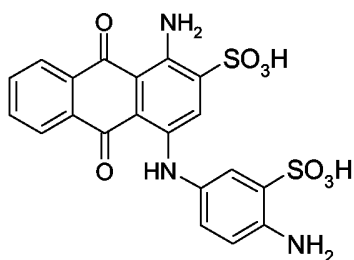
are dissolved in 200 parts of water and added all at once into the solution obtained according to step (a). The pH value is raised to 8.4-8.6 immediately by addition of an aqueous sodium hydroxide solution (30%) and the temperature is allowed to increase to 20°C. These conditions are maintained for a couple of hours. The reaction mixture is neutralized, freed of inorganic salts by dialysis and concentrated by evaporation. The product is dried and 94.3 g of a compound are collected, which in the form of the free acid corresponds to the formula



(101).

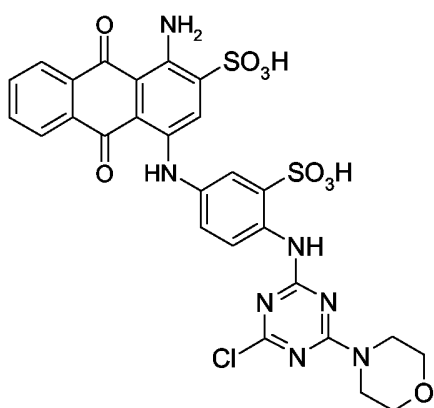
Example 2:

(a) 19.36 parts of cyanuric chloride are dispersed in 50 parts of water and 60 parts of ice. 48.95 parts of a compound, which in the form of the free acid corresponds to the formula



are neutrally dissolved with sodium hydroxide in 350 parts of water. The neutral solution, thus obtained, is added to the above dispersion of cyanuric chloride within 20 minutes while maintaining the pH value at 5 by dropwise addition of an aqueous sodium hydroxide solution (30%). The reaction mixture is kept at pH 6 and the temperature is maintained at 0-2°C for a couple of hours.

(b) 9.58 parts of morpholine are added to the solution obtained according to step (a). The pH value is raised to 9 immediately by addition of an aqueous sodium hydroxide solution (30%) and the temperature is increased to 60°C. These conditions are maintained for a couple of hours. The reaction mixture is neutralized, freed of inorganic salts by dialysis and concentrated by evaporation. The product is dried and 93.1 g of a compound are collected, which in the form of the free acid corresponds to the formula

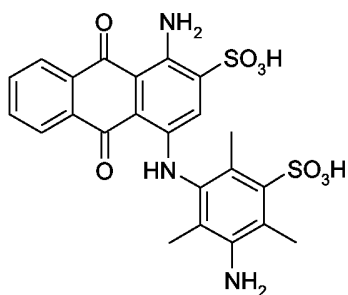


(102).

(λ_{\max} : 624 nm)

Example 3:

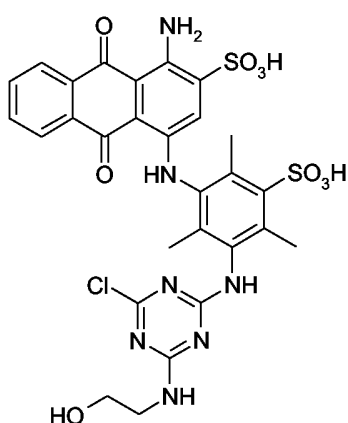
(a) 12.9 parts of cyanuric chloride are dispersed in 50 parts of water and 50 parts of ice. 38.42 parts of a compound, which in the form of the free acid corresponds to the formula



are neutrally dissolved with sodium hydroxide in 365 parts of water. The neutral solution, thus obtained, is added to the above dispersion of cyanuric chloride within 10 minutes while maintaining the pH value at 5 by dropwise addition of an aqueous sodium hydroxide solution (30%). The reaction mixture is kept at pH 5 and the temperature is maintained at 0°C for a couple of hours.

(b) 4.70 parts of ethanol amine are added to the solution obtained according to step (a). The pH value is raised to 9 immediately by addition of an aqueous soda solution (20%) and the temperature is increased to 50°C. These conditions are maintained for a couple of hours.

(c) 35 parts of sodium chloride are added to 1750 parts of the reaction mixture. After 30 minutes, the suspension is filtered and dried. 44 parts of a compound are collected, which in the form of the free acid corresponds to the formula

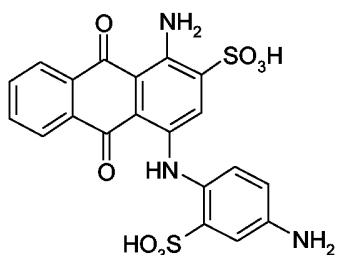


(103).

(λ_{\max} : 586 nm)

Example 4:

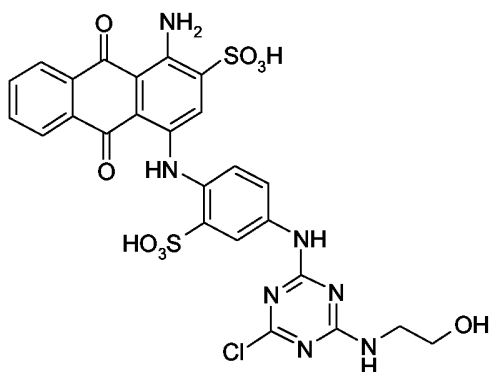
(a) 19.36 parts of cyanuric chloride are dispersed in 50 parts of water and 60 parts of ice. 48.95 parts of a compound, which in the form of the free acid corresponds to the formula



are neutrally dissolved with sodium hydroxide in 500 parts of water. The neutral solution, thus obtained, is added to the above dispersion of cyanuric chloride within 45 minutes while maintaining the pH value at 5 by dropwise addition of an aqueous sodium hydroxide solution (30%). The reaction mixture is kept at pH 5 and the temperature is maintained at 0°C for a couple of hours.

(b) 6.72 parts of ethanol amine are added to the solution obtained according to step (a). The pH value is raised to 8.5 immediately by addition of an aqueous soda solution (20%) and the temperature is increased to 40°C. These conditions are maintained for a couple of hours.

(c) 150 parts of sodium chloride are added to 2000 parts of the reaction mixture. After 30 minutes, the suspension is filtered and dried. 88 parts of a compound are collected, which in the form of the free acid corresponds to the formula

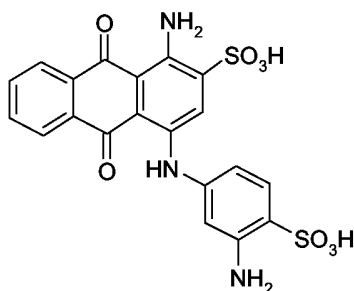


(104).

(λ_{max} : 622 nm)

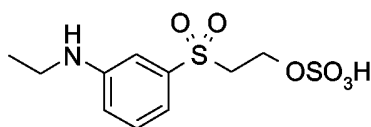
Example 5:

(a) 7.75 parts of cyanuric chloride are dispersed in 30 parts of water and 40 parts of ice. 19.58 parts of a compound, which in the form of the free acid corresponds to the formula



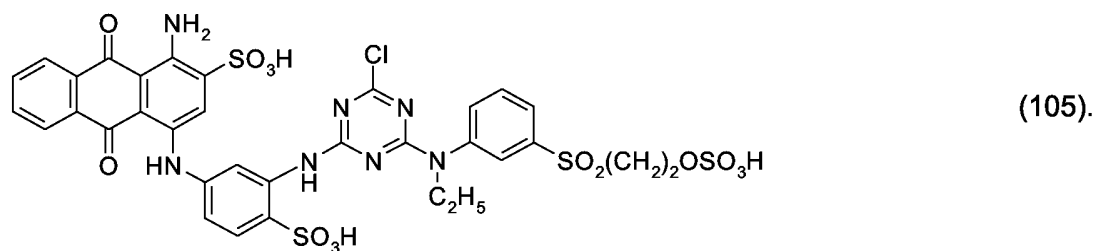
are neutrally dissolved with sodium hydroxide in 200 parts of water. The neutral solution, thus obtained, is added to the above dispersion of cyanuric chloride within 45 minutes while maintaining the pH value at 5 by dropwise addition of an aqueous sodium hydroxide solution (30%). The reaction mixture is kept at pH 5 and the temperature is maintained at 0°C for a couple of hours.

(b) 13.61 parts of a compound, which in the form of the free acid corresponds to the formula

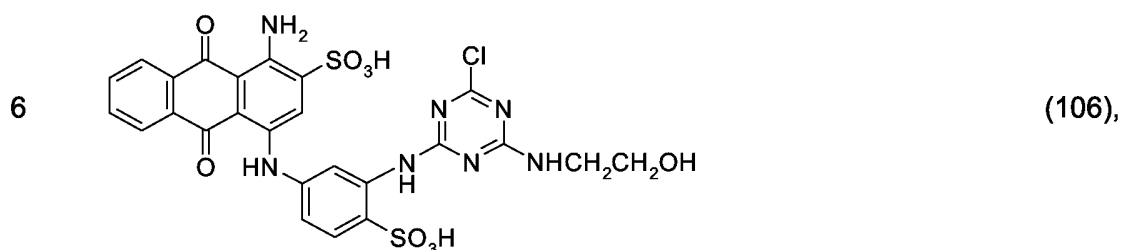


previously dissolved with an aqueous soda solution (20%) at pH 5 are added to the solution obtained according to step (a). The pH value is raised to 7 immediately by addition of an aqueous soda solution (20%) and the temperature is allowed to increase to 20°C. These conditions are maintained over night. The product is dried.

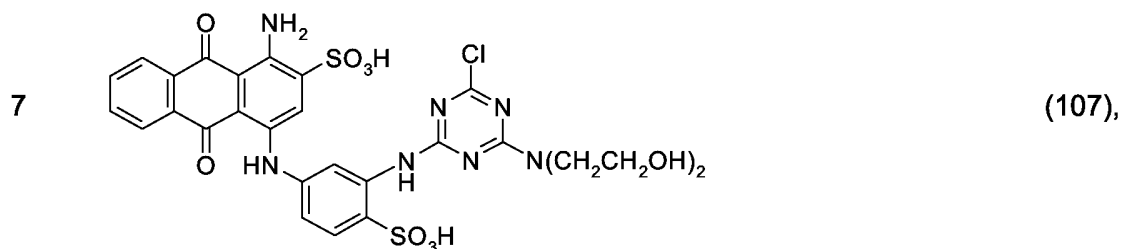
(c) 96.8 parts of the dried product obtained according to (b) are slurred with 350 parts of a sodium chloride solution (5%). Subsequently, two portions of 17.5 parts of sodium chloride and two portions of 100 parts of acetone are added. The suspension is stirred for 30 minutes, filtered and dried. 76.56 parts of a compound are collected, which in the form of the free acid corresponds to the formula

Examples 6 to 25:

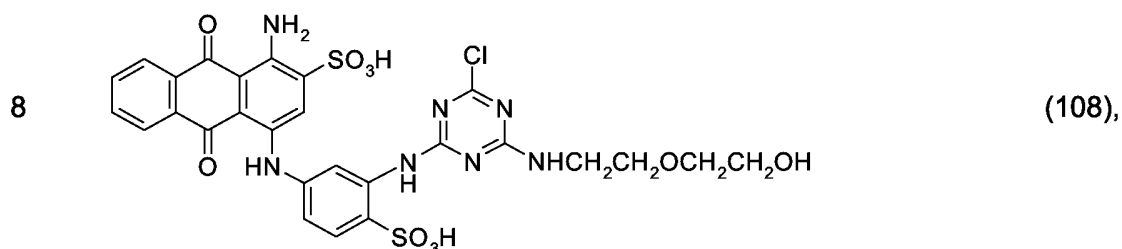
In a manner analogous to that described in Examples 1 to 5 it is possible to obtain the dye-ligands of formulae



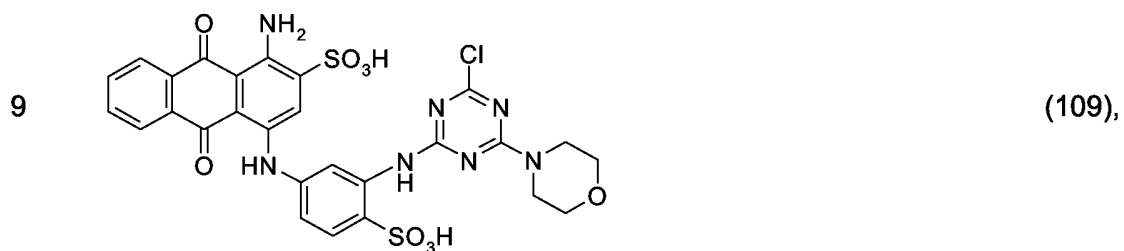
(λ_{\max} : 600 nm)



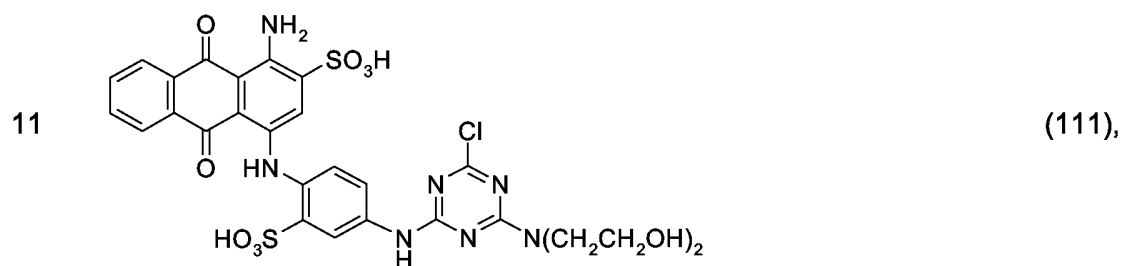
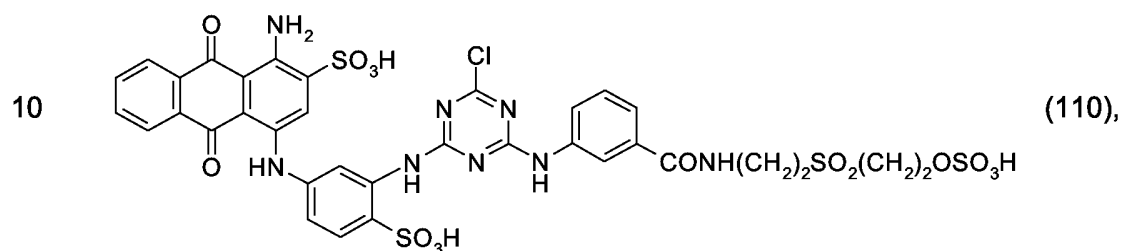
(λ_{\max} : 598 nm)



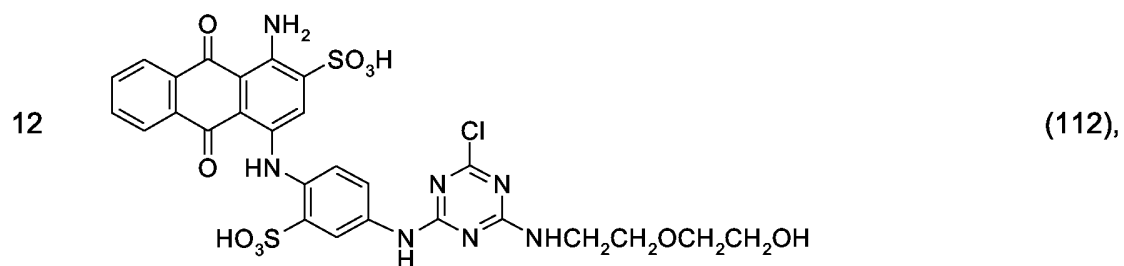
(λ_{\max} : 600 nm)



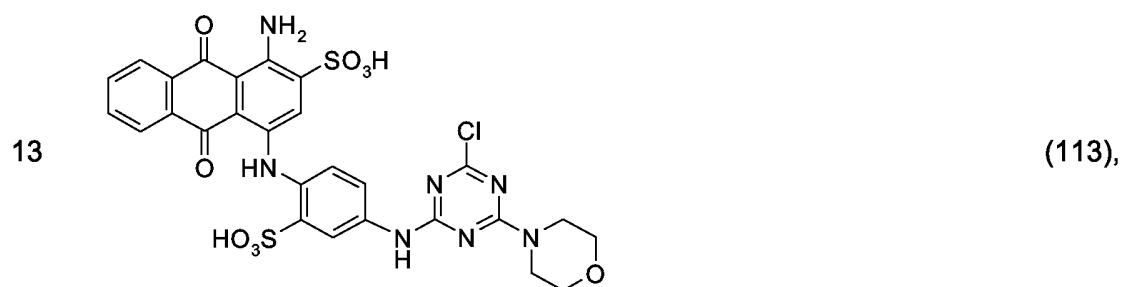
(λ_{\max} : 600 nm)

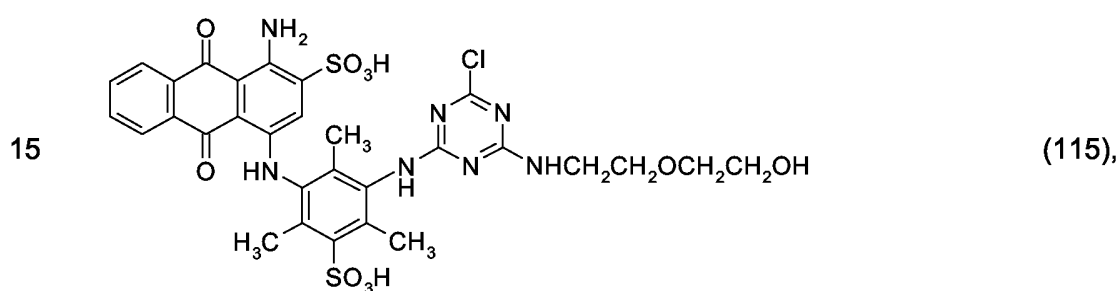
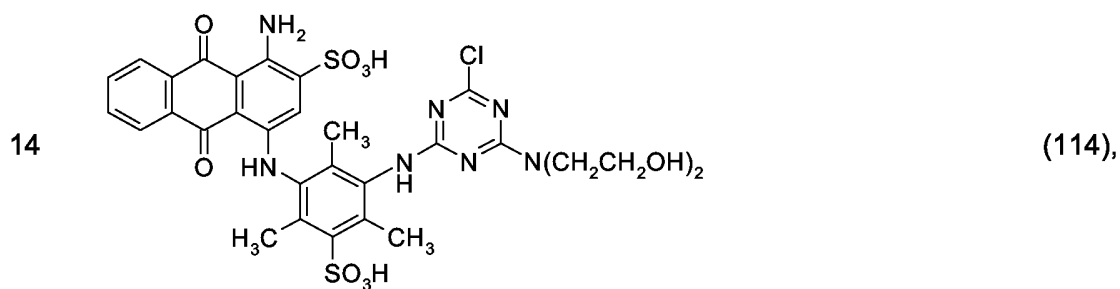
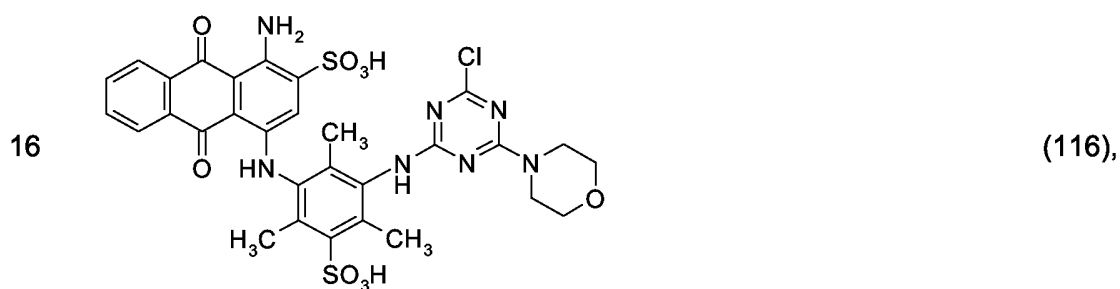
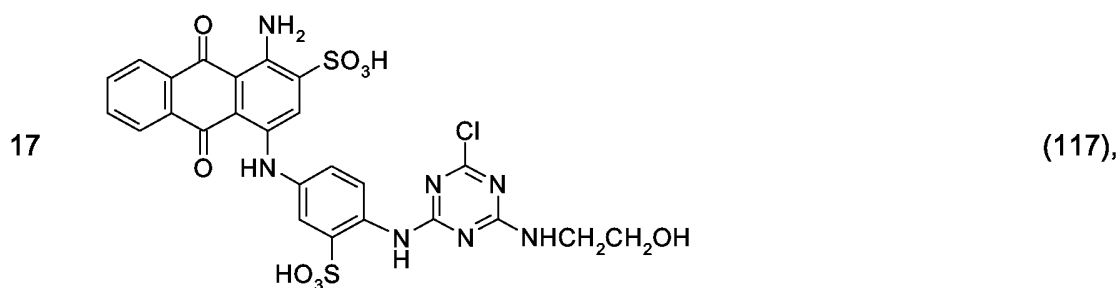


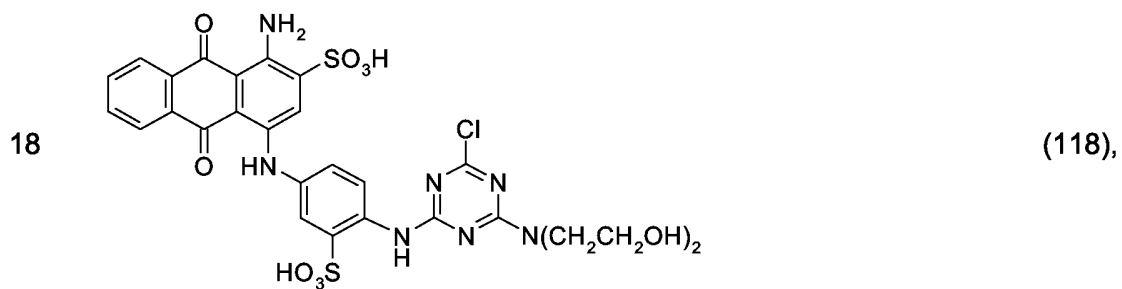
(λ_{\max} : 620 nm)



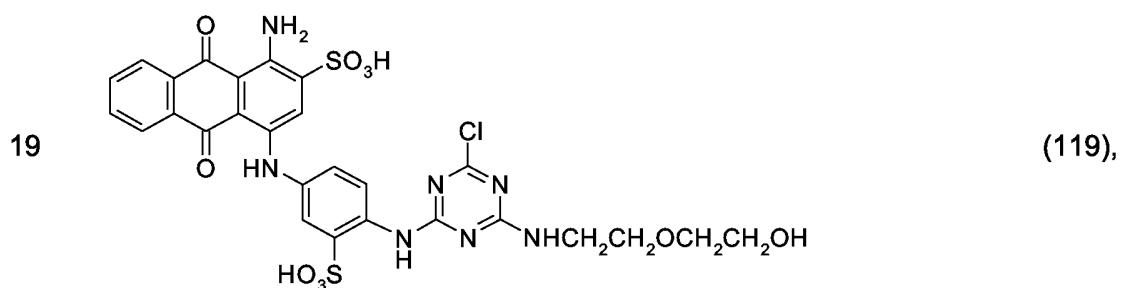
(λ_{\max} : 620 nm)



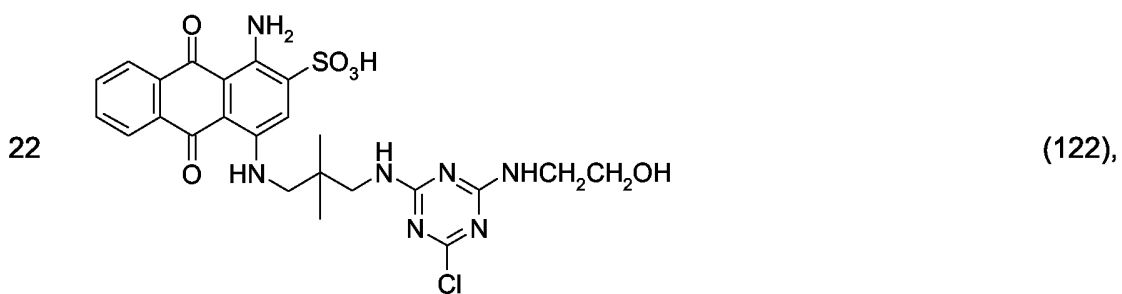
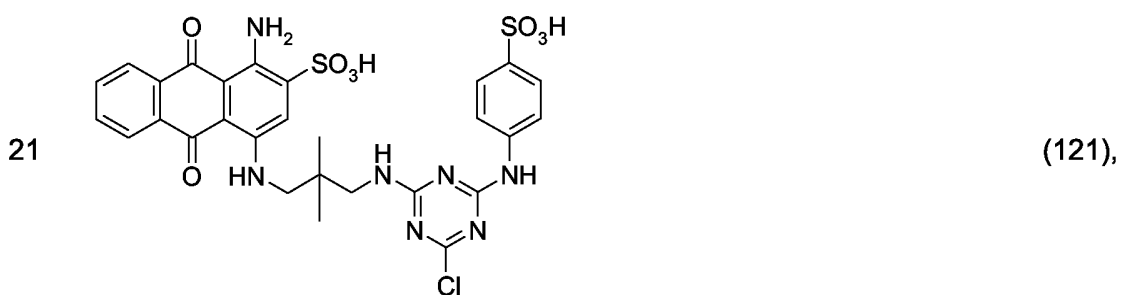
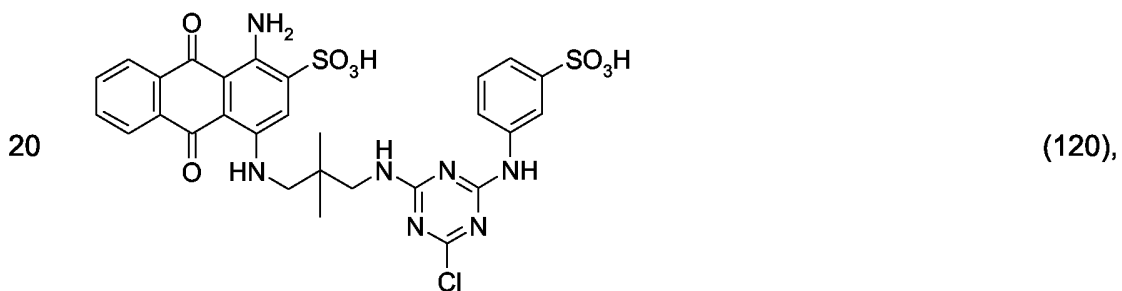
$(\lambda_{\max}: 624 \text{ nm})$  $(\lambda_{\max}: 586 \text{ nm})$  $(\lambda_{\max}: 588 \text{ nm})$  $(\lambda_{\max}: 622 \text{ nm})$

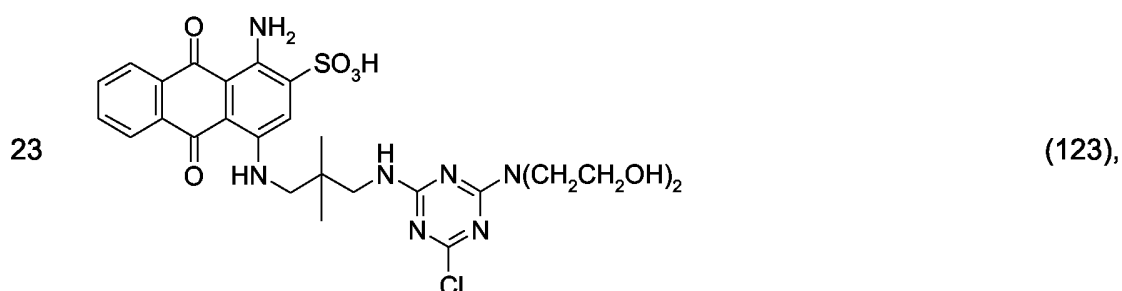
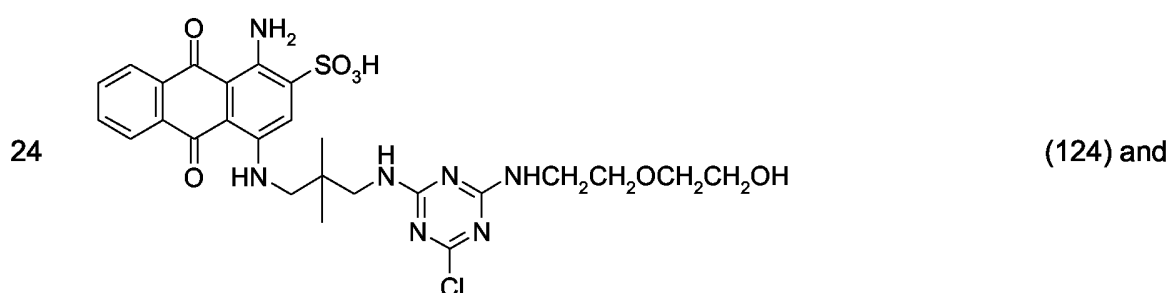
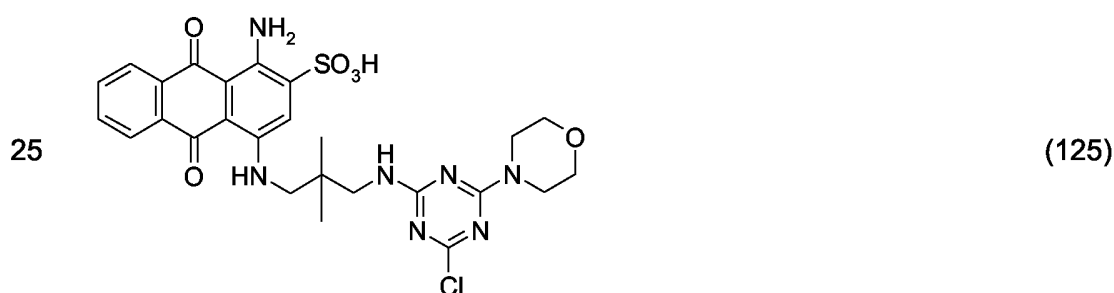


(λ_{\max} : 624 nm)



(λ_{\max} : 622 nm)



$(\lambda_{\max}: 642 \text{ nm})$  $(\lambda_{\max}: 644 \text{ nm})$  $(\lambda_{\max}: 644 \text{ nm})$  $(\lambda_{\max}: 646 \text{ nm})$

Preparation of the adsorbents

Example 26 (general protocol for the synthesis of adsorbents via direct immobilization):

Agarose gel (6% cross-linked [CL], 3 g) is washed with water (70 ml) and added to a solution of the dye-ligand (30-60 μmol) in water (3-9 ml). The mixture is shaken for 5 min and 220 g/l of sodium chloride solution (0.6 ml) are added. After a further 30 min of shaking, sodium carbonate (1.5 g) is added slowly to the above suspension and gently shaken at 180 rpm at 60°C for 2-16 h. The mixture is allowed to cool, filtered, and solid is washed successively with water (300 ml), 1M aqueous sodium chloride (150 ml), 1:1 v/v DMSO-water (30 ml), 1M

aqueous sodium chloride (150 ml), buffer solutions (90 ml) each of pH 3, pH 9 and water (300 ml). The drained adsorbent is stored in 20% v/v methanol at 4°C.

The dye ligand densities were calculated using difference analysis (unreacted dye in the filtrate) or gel analysis according to the following procedure.

The adsorbent (0.1 g, moist weight as filtered) is digested for 1 h at 40°C in 6M HCl (25 ml) and the ligand densities of the adsorbents are estimated from the absorbance (at λ_{\max}) of the HCl digest by means of standard solutions with a known amount of dye-ligand.

In some cases NaOH is used as a base instead of sodium carbonate and time is also altered.

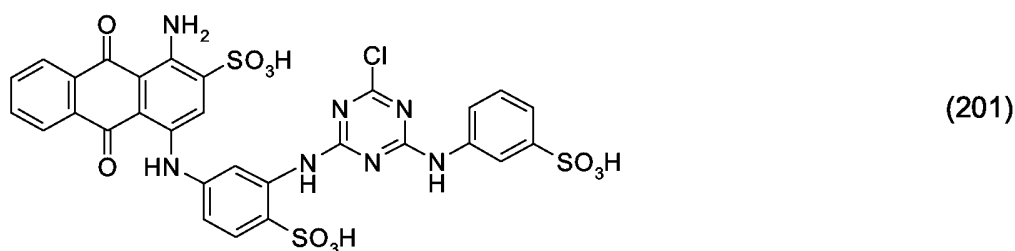
The results are displayed in Table 1.

Table 1: Direct immobilization

Sample	Agarose	Dye of formula	Base	Time of treatment	Dye-ligand density [$\mu\text{mol/g}$]
BS -101	6 % CL	(105)	Na_2CO_3	2 h	7.9
BS -102	4 % CL	(105)	Na_2CO_3	2 h	8.9
BS -103	6 % CL	(108)	Na_2CO_3	2 h	4.3
BS -104	6 % CL	(201)	Na_2CO_3	2 h	8.0
BS -105	4 % CL	(201)	Na_2CO_3	2 h	12.7
BS -106	6 % CL	(110)	Na_2CO_3	2 h	5.3
BS -107	6 % CL	(109)	Na_2CO_3	2 h	7.6
BS -201	6 % CL	(104)	Na_2CO_3	4 h	2.4
BS -301	6 % CL	(103)	Na_2CO_3	16 h	8.1
BS -302	6 % CL	(115)	Na_2CO_3	2 h	6.0
BS -109	6 % CL	(106)	NaOH	4 h	8.9
BS -305	6 % CL	(114)	NaOH	4 h	1.7
BS -306	6 % CL	(116)	NaOH	16 h	5.5
BS -401	6 % CL	(117)	Na_2CO_3	2 h	5.7
BS -402	6 % CL	(119)	Na_2CO_3	2 h	7.5
BS -404	6 % CL	(120)	Na_2CO_3	16 h	5.0
BS -203	6 % CL	(111)	Na_2CO_3	4 h	5.5
BS -204	6 % CL	(112)	Na_2CO_3	4 h	6.2
BS -205	6 % CL	(113)	Na_2CO_3	16 h	6.8
BS -113	6 % CL	(107)	Na_2CO_3	2 h	4.5
BS -501	6 % CL	(101)	Na_2CO_3	4 h	6.0
BS -502	6 % CL	(125)	NaOH	4 h	7.1
BS -503	6 % CL	(121)	Na_2CO_3	4 h	4.9
BS -504	6 % CL	(122)	Na_2CO_3	4 h	3.7
BS -408	6 % CL	(118)	Na_2CO_3	16 h	6.2

Example 27 (protocol for the synthesis of an adsorbent via direct immobilization):

Agarose gel (6% cross-linked, 3 g) is washed with water (70 ml) and added to a solution of a dye-ligand of formula



(0.0465 g, 60 μmol) in water (3 ml). The mixture is shaken for 5 min and 220 g/l of sodium chloride solution (0.6 ml) are added. After a further 30 min of shaking, sodium carbonate (1.5 g) is added slowly to the above suspension and gently shaken at 180 rpm at 60°C for 2 h. The mixture is allowed to cool, filtered, and solid is washed successively with water (300 ml), 1M aqueous sodium chloride (150 ml), 1:1 v/v DMSO-water (30 ml), 1M aqueous sodium chloride (150 ml), buffer solutions (90 ml) each of pH 3, pH 9 and water (300 ml). The drained adsorbent is stored in 20% v/v methanol at 4°C.

The adsorbent (0.1 g, moist weight as filtered) is digested for 1 h at 40°C in 6M HCl (25 ml) and the ligand density of the adsorbent is estimated from the absorbance (at λ_{max}) of the HCl digest as 8.0 $\mu\text{mol/g}$ of drained gel.

Example 27 is for the purpose of illustration. The dye-ligand of formula (201) is excluded from the scope of generic formula (1) according to the present invention.

Example 28 (general protocol for the synthesis of adsorbents via spacers):

Agarose gel (6% cross-linked, 14 g) is washed with water (300 ml) and is immediately suspended in water (56 ml) in a suitable RB or conical flask. Epichlorohydrin (6.72 to 25.2 mmol) is added followed by equivalent quantity of NaOH (6.72 to 25.2 mmol) and the reaction mass is shaken at 150 rpm for 3 h at 27°C. The suspension is then filtered, washed thoroughly with water (850 ml) and drained to obtain epoxy-activated agarose.

The epoxy-activated agarose (13 g) is added to a solution of 1,6-diaminoalkane (6.24 to 9.36 mmol) in water (52 ml). The reaction mixture is shaken for 4 h at 27°C or 45°C and filtered. The resultant amino functionalized gel is thoroughly washed with water (750 ml) and drained.

The amino functionalized agarose (4 g) is suspended in a solution of dye-ligand (80 μ mol) in water (16 ml) and the mixture is shaken at 150 rpm for 16 h hours at 27°C. The suspension is filtered and the excess of dye-ligand is washed off with water (250 ml), 1M NaCl (100 to 200 ml), 1:1 v/v DMSO-water (60 to 80 ml), 1M NaCl (100 to 200 ml) and finally water (250 ml). The drained adsorbent is stored in 20% v/v methanol at 4°C.

The dye ligand densities were calculated using difference analysis (unreacted dye in the filtrate) or gel analysis according to the following procedure.

The adsorbent (0.1 g, moist weight as filtered) is digested for 1 h at 40°C in 6M HCl (25 ml) and the ligand densities of the adsorbents are estimated from the absorbance (at λ_{\max}) of the HCl digest by means of standard solutions with a known amount of dye-ligand.

The results are displayed in Tables 2 and 3.

Table 2: Indirect immobilization via spacers

Sample	Dye of formula	Epichlorhydrin [$\mu\text{mol/g}$]	Diaminohexane [$\mu\text{mol/g}$]	Dye-ligand density [$\mu\text{mol/g}$]
BS-111	(201)	480	480	2.6
BS-112	(110)	480	480	7.7
BS-114	(106)	480	480	3.0
BS-115	(107)	480	480	2.4
BS-116	(108)	480	480	4.1
BS-118	(109)	480	480	6.7
BS-308	(114)	480	480	3.9
BS-309	(115)	480	480	4.7
BS-310	(116)	480	480	3.6
BS-409	(117)	480	480	4.5
BS-410	(118)	480	480	4.3
BS-411	(119)	480	480	4.3
BS-412	(120)	480	480	4.5
BS-505	(101)	480	480	3.6
BS-506	(121)	480	480	3.9
BS-507	(122)	480	480	2.9
BS-211	(104)	720	720	4.5
BS-212	(111)	720	720	3.4
BS-213	(112)	720	720	5.1
BS-214	(113)	720	720	5.1
BS-314	(103)	720	720	10.0
BS-508	(125)	720	720	5.5
BS-124	(105)	1800	480	15.3
BS-125	(106)	1800	480	16.2
BS-126	(107)	1800	480	13.3
BS-219	(104)	1800	480	8.6
BS-220	(111)	1800	480	7.1
BS-221	(112)	1800	480	8.8

6% cosslinked (CL) agarose was used as the support for all the adsorbents

Table 3: Indirect immobilization via spacers

Sample	Dye of formula	Diaminoalkane	Dye-ligand density [$\mu\text{mol/g}$]
BS-151	(106)	Diaminoethane	4.4
BS-152	(107)	Diaminoethane	3.7
BS-153	(109)	Diaminoethane	5.2
BS-335	(116)	Diaminoethane	5.1
BS-433	(118)	Diaminoethane	3.4
BS-434	(120)	Diaminoethane	1.7
BS-522	(122)	Diaminoethane	2.9
BS-245	(111)	Diaminoethane	1.7
BS-246	(112)	Diaminoethane	2.7
BS-334	(103)	Diaminoethane	6.3
BS-521	(125)	Diaminoethane	6.1
BS-148	(106)	Diaminobutane	7.7
BS-149	(107)	Diaminobutane	6.5
BS-150	(109)	Diaminobutane	9.6
BS-333	(116)	Diaminobutane	9.5
BS-431	(118)	Diaminobutane	8.4
BS-432	(120)	Diaminobutane	10.0
BS-520	(122)	Diaminobutane	6.5
BS-242	(111)	Diaminobutane	2.8
BS-243	(112)	Diaminobutane	4.4
BS-332	(103)	Diaminobutane	10.3
BS-519	(125)	Diaminobutane	4.5
BS-145	(106)	Diaminooctane	11.3
BS-146	(107)	Diaminooctane	10.1
BS-147	(109)	Diaminooctane	14.8
BS-331	(116)	Diaminooctane	14.3
BS-429	(118)	Diaminooctane	12.5
BS-430	(120)	Diaminooctane	16.0
BS-518	(122)	Diaminooctane	11.6

BS-239	(111)	Diaminooctane	5.5
BS-240	(112)	Diaminooctane	8.4
BS-330	(103)	Diaminooctane	12.5
BS-517	(125)	Diaminooctane	11.6

Example 29 (protocol for the synthesis of an adsorbent via spacers):

Agarose gel (6% cross-linked, 14 g) is washed with water (300 ml) and is immediately suspended in water (56 ml) in a 100 ml RB flask. Epichlorohydrin (0.6216 g, 6.72 mmol) is added followed by NaOH (0.268 g, 6.72 mmol) and the reaction mixture is shaken at 150 rpm for 3 h at 27°C. The suspension is then filtered, washed thoroughly with water (850 ml) and drained to obtain epoxy-activated agarose.

The epoxy-activated agarose (13 g) is added to a solution of 1,6-diaminohexane (0.7612 g, 6.56 mmol) in water (52 ml). The reaction mixture is shaken for 4 h at 27°C and filtered. The resultant amino functionalized gel is thoroughly washed with water (750 ml) and drained.

The amino functionalized agarose (4 g) is suspended in a solution of the dye-ligand of formula (106) (0.0537 g, 81.1 μ mol) in water (16 ml) and the reaction mixture is shaken at 150 rpm for 16 h at 27°C. The reaction mixture is filtered and the excess of dye-ligand is washed off with water (250 ml), 1M NaCl (100 ml), 1:1 v/v DMSO-water (60 ml), 1M NaCl (100 ml) and finally water (250 ml). The drained adsorbent is stored in 20% v/v methanol at 4°C.

The adsorbent (0.1 g, moist weight as filtered) is digested for 1 h at 40°C in 6M HCl (25 ml) and the ligand density of the adsorbent is estimated from the absorbance (at λ_{max}) of the HCl digest as 3.0 μ mol/g of drained gel.

Purification of biological materials:

Testing of the adsorbents to determine their effectiveness in protein purification is done mainly with two classes of enzymes. Representative oxidoreductase and hydrolase class of enzymes are used to evaluate the efficacy of the adsorbents. These protein examples included – laccase, NADP-glutamate dehydrogenase (NADP-GDH) (S.Noor and

N.S.Punekar, Microbiology, 2005, 151, 1409), arginase and trypsin. But for trypsin all other enzymes are of fungal origin.

The screening of all the adsorbents is performed in a batch-binding and elution mode. The adsorbents with their structural diversity are selective and clearly discriminate between different proteins tested. For example, under a set of equilibration conditions, NADP-GDH is bound selectively to BS-212 and BS-213. One of these can be used in a scaled up purification. This NADP-GDH however does not bind the extensively used triazine dye Cibacron Blue 3GA (S.Subramanian, CRC Critical Rev. Biochem., 1984, 16, 169).

Table 4: Direct immobilization: Test results for selected adsorbents

Sample	Enzyme Activity bound/eluted (of percent loaded)	
	Laccase	NADP-GDH
BS-101	33	27
BS-103	42	07
BS-104	00	11
BS-106	42	05
BS-107	17	29
BS-113	09	21
BS-201	18	06
BS-203	09	00
BS-204	18	00
BS-205	00	26
BS-301	08	08
BS-302	24	06
BS-305	31	00
BS-306	00	04
BS-401	16	00
BS-402	24	00
BS-403	16	11
BS-404	31	00
BS-408	42	00

BS-501	37	09
BS-502	00	00
BS-503	23	06
BS-504	44	00

Table 5: Indirect immobilization (ECH-DAH spacer): Test Results for selected adsorbents

Sample	Enzyme Activity bound/eluted (of percent loaded)	
	Laccase	NADP-GDH
BS-111	50	21
BS-112	25	20
BS-114	59	23
BS-115	75	17
BS-116	76	19
BS-118	85	05
BS-211	82	70
BS-212	90	77
BS-213	96	57
BS-214	96	59
BS-308	78	10
BS-309	80	07
BS-310	83	07
BS-314	92	14
BS-409	69	12
BS-410	81	14
BS-411	83	00
BS-412	69	25
BS-505	82	00
BS-506	83	00
BS-507	85	00
BS-508	78	57

Table 6: Indirect immobilization (ECH-DAE, ECH-DAB, ECH-DAO spacers): Test Results

Sample	Enzyme Activity bound/eluted (of percent loaded)	
	Laccase	Arginase
BS-151	34	47
BS-152	36	46
BS-153	21	37
BS-335	30	64
BS-433	30	72
BS-434	25	71
BS-522	36	55
BS-245	23	44
BS-246	13	72
BS-334	23	65
BS-521	36	42
BS-148	74	40
BS-149	83	42
BS-150	71	38
BS-333	41	55
BS-431	39	64
BS-432	42	67
BS-520	57	51
BS-242	56	54
BS-243	42	62
BS-332	48	56
BS-519	51	44
BS-145	77	35
BS-146	94	43
BS-147	69	32
BS-331	42	56
BS-429	53	63
BS-430	45	69

BS-518	54	50
BS-239	60	48
BS-240	64	64
BS-330	40	55
BS-517	52	39

Example 30:

General Procedure (*Aspergillus terreus* NADP-glutamate dehydrogenase):

The fungus is grown on minimal medium (with nitrate as the nitrogen source) to mid log phase and the mycelia collected by filtration. The crude NADP-GDH extract from these cells is prepared in extraction buffer (100 mM phosphate, 1 mM PMSF, 1 mM EDTA, 4 mM 2-mercaptoethanol) at pH 7.5. The 30-70% ammonium sulfate fraction is desalted on G-25 matrix and used for assays. The activity is monitored by the continuous oxidation of NADPH at 340 nm. One unit of activity (U) is defined as one μmol of NADPH oxidized per minute in a 1 ml standard assay. In all the binding studies about 100 mU of NADP-GDH sample is applied on to the affinity resins.

Microfuge tube batch-mode: adsorbent (0.3 ml, packed volume) is equilibrated with chromatography buffer (20 mM phosphate, 1 mM EDTA, 4 mM 2-mercaptoethanol) at pH 7.5, in a 1.5 ml Eppendorf tube. Crude NADP-GDH sample (~ 100 mU in about 100 μl) is applied on to this matrix and incubated on ice for 15 min. The unbound fraction is collected as supernatant by centrifugation (1000 rpm for 2 min). The matrix is washed twice with 0.5 ml of the same buffer. Bound proteins are eluted twice (0.4 ml each time) by centrifugation, using first 0.3 M KCl and later with 0.5 M KCl, in the same buffer. All incubations are performed with an incubation time of 10 min and all operations in a cooling microfuge.

The adsorbents show distinct binding/elution patterns with respect to the three enzyme activities tested. They do provide a range of affinity in being able to discriminate different proteins by differential binding.

Example 31:

General Procedure (*Aspergillus niger* Laccase):

Crude laccase protein is isolated from conidiating *A. niger* mycelia in 20 mM phosphate buffer. The 30-80% ammonium sulfate fraction is desalted on G-25 matrix and used for assays. The activity is monitored by the continuous oxidation of ABTS at 436 nm. One unit of

activity (U) is defined as one μmol of ABTS oxidized per minute in a 1 ml standard assay. In all the binding studies about 5 mU of laccase sample is applied on to the affinity resins.

(a) Micro-spin column mode: Affinity resin (0.25 ml, packed volume) is equilibrated with 20 mM phosphate buffer (pH 7.0) in a micro spin-column. Crude laccase sample (~ 5 mU in about 100 μl) is applied on to this matrix and incubated on ice for 15 min. The unbound fraction is collected by centrifugation (1000 rpm for 2 min). The matrix is further washed with 0.3 ml of phosphate buffer. Bound proteins are eluted twice (0.3 ml each time) by centrifugation, using 0.6 M KCl in the same buffer.

(b) Microfuge tube batch-mode: adsorbent (0.3 ml, packed volume) is equilibrated with 20 mM phosphate buffer (pH 7.0) in a 1.5 ml Eppendorf tube. Crude laccase sample (~ 5 mU in about 100 μl) is applied on to this matrix and incubated on ice for 15 min. The unbound fraction is collected as supernatant by centrifugation (1000 rpm for 2 min). The matrix is washed twice with 0.5 ml of phosphate buffer. Bound proteins are eluted twice (0.4 ml each time) by centrifugation, using 0.6 M KCl in the same buffer. All incubations are performed with an incubation time of 10 min and all operations in a cooling microfuge.

Example 32:

General Procedure (*Aspergillus niger* Arginase):

The fungus is grown on minimal medium (with arginine as the sole nitrogen source) to mid log phase and the mycelia collected by filtration. The crude arginase extract from these cells is prepared in extraction buffer (200 mM imidazole HCl, 1 mM PMSF, 12 mM MnSO_4 , 2 mM 2-mercaptoethanol) at pH 7.5. The enzyme is enriched on a DEAE column and the active fractions are pooled, brought to 70% ammonium sulfate to precipitate the enzyme activity. This pellet is dissolved in a buffer (25 mM HEPES-NaOH, 1.2 mM MnSO_4 , 2 mM 2-mercaptoethanol, 20% glycerol) at pH 7.5. This sample is diluted in buffer (25 mM imidazole HCl, 1.2 mM MnSO_4 , 2 mM 2-mercaptoethanol) at pH 7.5 and used for assays. The activity is monitored by the Archibald method for estimation of urea (at 478 nm). One unit of activity (U) is defined as one μmol of urea formed per minute in a standard assay. In all the binding studies about 300 mU of arginase sample is applied on to the affinity resins.

Microfuge tube batch-mode: adsorbent (0.3 ml, packed volume) is equilibrated with chromatography buffer (25 mM imidazole HCl, 1.2 mM MnSO_4 , 2 mM 2-mercaptoethanol) at pH 7.5, in a 1.5 ml Eppendorf tube. Crude arginase sample (~ 300 mU in about 100 μl) is applied on to this matrix and incubated on ice for 15 min. The unbound fraction is collected as supernatant by centrifugation (1000 rpm for 2 min). The matrix is washed twice with 0.5 ml

of the same buffer. Bound proteins are eluted twice (0.4 ml each time) by centrifugation, using 0.5 M KCl in the same buffer. All incubations are performed with an incubation time of 10 min and all operations in a cooling microfuge.

Example 33:

Purification of NADP-GDH (*A. terreus*) using BS-212 adsorbent:

The fungus is grown on minimal medium (with nitrate as the nitrogen source) to mid log phase and the mycelia collected by filtration. The crude NADP-GDH extract from these cells is prepared in extraction buffer A (100 mM phosphate, 1 mM PMSF, 1 mM EDTA, and 4 mM 2-mercaptoethanol) at pH 7.5. The 30-70% ammonium sulfate fraction is desalted on G-25 matrix (bed volume of 20 ml) equilibrated with 20 mM phosphate buffer (pH 7.5) having 1 mM EDTA and 4 mM 2-mercaptoethanol (buffer B). This desalted protein is loaded on to a 20 ml BS-212 column at a flow rate of 10 ml/hr. The column is washed with 100 ml of buffer B at flow rate of 12 ml/hr.

Bound proteins are eluted using a linear gradient of 0-0.3 M of KCl (20ml + 20 ml) in buffer B. For elution, a flow rate of 18 ml/hr is maintained and fractions (1.5 ml each) are collected. NADP-GDH activity is measured by following the change in absorbance at 340 nm as mentioned before. The reductive amination assay performed in a reaction volume of 1.0 ml contained - 100 mM Tris-HCl at pH 8.0, 10 mM NH₄Cl, 10 mM 2-oxoglutarate and 0.1 mM NADPH.

Results: Of the ten units of NADP-GDH activity loaded none was recovered in the unbound or the wash fractions. Most of the activity was bound and could be eluted (9.5 units) using the KCl gradient mentioned above. The profile of this elution is shown in Figure 1. The purification achieved by this single step using the adsorbent was monitored by native PAGE of the sample loaded and the peak fraction. Figure 2 gives the picture of this gel. Clearly the BS-212 adsorbent was able to substantially enrich the *Aspergillus* NADP-GDH protein (Shown by the arrow in figure 2).

Description of the figures:

Figure 1

Elution profile of *A. terreus* NADP-GDH from BS-212 column using KCl gradient

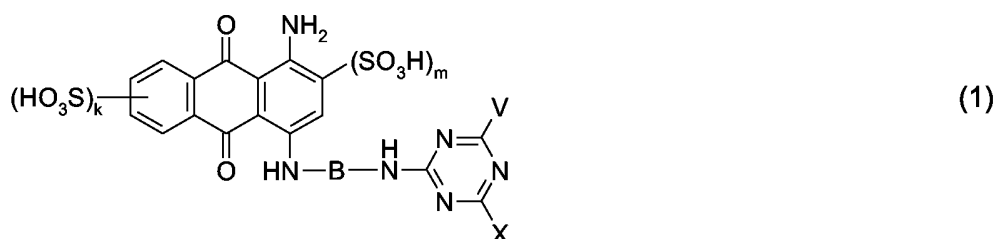
Figure 2

Native PAGE (7.5%) of *A. terreus* NADP-GDH:

Lane 1- A desalted ammonium sulfate (30-70%) fraction; Lane 2- Peak protein fraction (Figure 1) from the BS-212 column (Arrow indicates the position of NADP-GDH protein)

What is claimed is:

1. A process for the separation of biological materials, wherein an adsorbent is used, which comprises a reaction product of a compound of formula



and a substrate having a group capable of reaction with a reactive group in said compound of formula (1) to form a covalent bond, in which

B is C₂-C₁₂alkylene radical, which can be interrupted by 1, 2 or 3 members from the group consisting of -NR₁- or -O- and is unsubstituted or substituted by hydroxyl, sulfo, sulfato, cyano or carboxyl,



R₁ is hydrogen or C₁-C₄alkyl, or

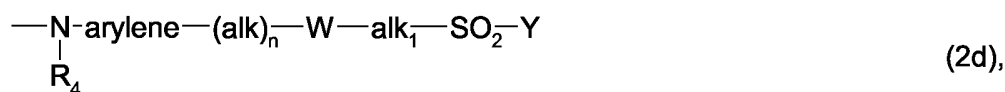
B is a C₅-C₉cycloalkylene radical, C₁-C₄alkylene-C₅-C₉cycloalkylene radical or C₁-C₄alkylene-C₅-C₉cycloalkylene-C₁-C₄alkylene radical, which are unsubstituted or substituted by C₁-C₄alkyl, C₁-C₄alkoxy, sulfo, halogen or carboxyl,

or a phenylene radical, C₁-C₄alkylene-phenylene radical or

C₁-C₄alkylene-phenylene-C₁-C₄alkylene radical, which are unsubstituted or substituted by C₁-C₄alkyl, C₁-C₄alkoxy, C₂-C₄alkanoylamino, sulfo, halogen or carboxyl,

V is a non-fibre-reactive substituent or is a fibre-reactive substituent of formula





wherein

R₂ is hydrogen or unsubstituted or substituted C₁-C₄alkyl or a radical $\begin{array}{c} \text{R}_3 \\ | \\ \text{---alk---SO}_2\text{---Y} \end{array}$,

R₃ is hydrogen, hydroxy, sulfo, sulfato, carboxy, cyano, halogen, C₁-C₄alkoxycarbonyl, C₁-C₄-alkanoyloxy, carbamoyl or a group -SO₂-Y,

R₄ is hydrogen or C₁-C₄alkyl,

alk and alk₁ are each independently of the other linear or branched C₁-C₆alkylene,

arylene is a phenylene or naphthylene radical which is unsubstituted or substituted by sulfo, carboxy, hydroxy, C₁-C₄alkyl, C₁-C₄alkoxy or by halogen,

Y is vinyl or a radical -CH₂-CH₂-U and U is a leaving group,

Y₁ is a group -CH(Hal)-CH₂(Hal) or -C(Hal)=CH₂ wherein Hal is chlorine or bromine,

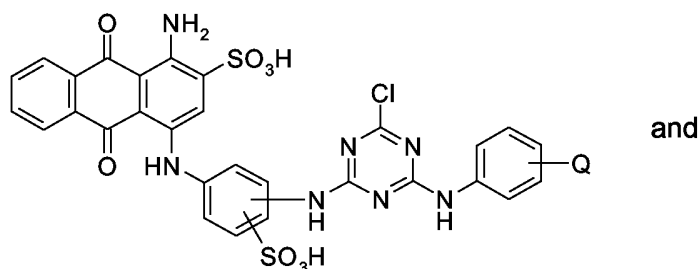
W is a group -SO₂-NR₄-, -CONR₄- or -NR₄CO- wherein R₄ is as defined above,

Q is a radical -O- or -NR₄- wherein R₄ is as defined above, and

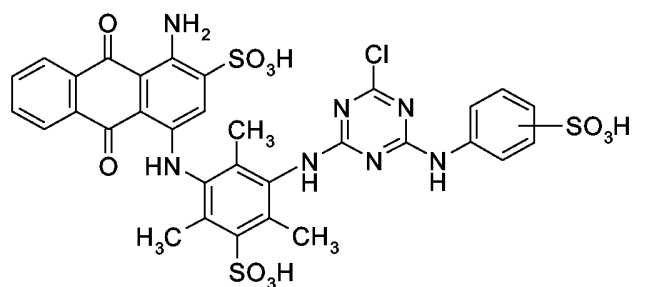
n is a number 0 or 1,

X is halogen, and

k and m are each independently of the other a number 0 or 1 and the sum of k+m is 1 or 2, with the exception of an adsorbent, comprising a compound of formula



- 46 -

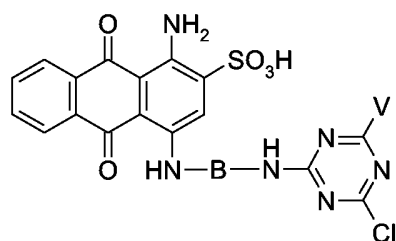


wherein

Q is sulfo or carboxy.

2. A process according to claim 1, wherein

the compound of formula (1) corresponds to a compound of formula



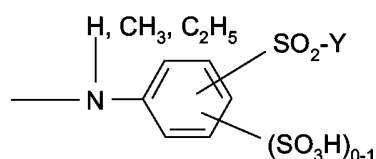
(1a),

wherein

B is a C₂-C₆alkylene radical, a methylene-cyclohexylene radical, which is unsubstituted or substituted by C₁-C₄alkyl, or a phenylene or methylene-phenylene-methylene radical, which is unsubstituted or substituted by C₁-C₄alkyl, C₁-C₄alkoxy, halogen or sulfo,

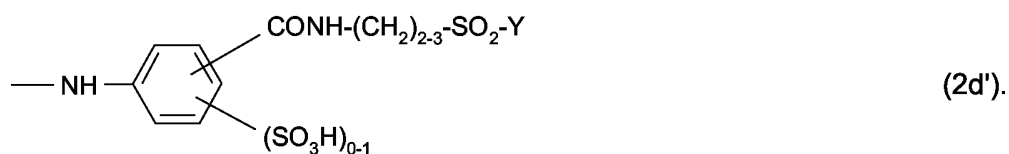
V is amino, N-mono- or N,N-di-C₁-C₄alkylamino which is unsubstituted or substituted in the alkyl moiety by hydroxy, sulfato or by sulfo and is uninterrupted or interrupted by a radical -O-, morpholino, phenylamino or N-C₁-C₄alkyl-N-phenylamino which is unsubstituted or substituted in the phenyl ring by sulfo, carboxy, chlorine, acetylamino, methyl or by methoxy, or naphthylamino which is unsubstituted or substituted by from 1 to 3 sulfo groups, or

V is a group of formula

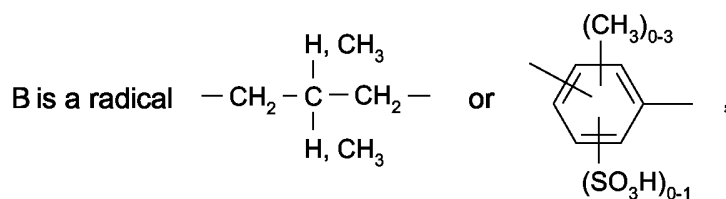


(2c') or

- 47 -



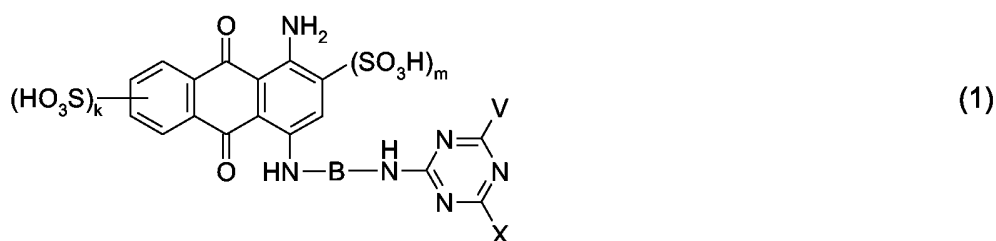
3. A process according to claim 2, wherein



V corresponds to β -hydroxyethylamino, 2-(β -hydroxyethoxy)ethylamino, N,N-di- β -hydroxyethylamino, β -sulfoethylamino, morpholino, 2-, 3- or 4-sulfophenylamino, 1-sulfonaphth-2-yl-amino or 3,7-disulfonaphth-2-yl-amino, or V is a group of formula (2c') or (2d') as defined in claim 2.

4. A process according to any one of claims 1 to 3, wherein the substrate is a carbohydrate or a modified carbohydrate, preferably agarose, cross-linked agarose, dextrose, dextrans or modified versions thereof.

5. Adsorbents for the separation of biological materials, which comprise a reaction product of a compound of formula



and a substrate having a group capable of reaction with a reactive group in said compound of formula (1) to form a covalent bond, in which

B is C₂-C₁₂alkylene radical, which can be interrupted by 1, 2 or 3 members from the group consisting of -NR₁- or -O- and is unsubstituted or substituted by hydroxyl, sulfo, sulfato, cyano or carboxyl,

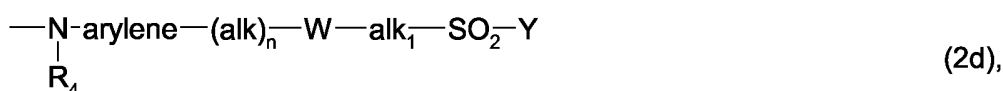
R₁ is hydrogen or C₁-C₄alkyl, or

B is a C₅-C₉cycloalkylene radical, C₁-C₄alkylene-C₅-C₉cycloalkylene radical or C₁-C₄alkylene-C₅-C₉cycloalkylene-C₁-C₄alkylene radical, which are unsubstituted or substituted by C₁-C₄alkyl, C₁-C₄alkoxy, sulfo, halogen or carboxyl,

or a phenylene radical, C₁-C₄alkylene-phenylene radical or

C₁-C₄alkylene-phenylene-C₁-C₄alkylene radical, which are unsubstituted or substituted by C₁-C₄alkyl, C₁-C₄alkoxy, C₂-C₄alkanoylamino, sulfo, halogen or carboxyl,

V is a non-fibre-reactive substituent or is a fibre-reactive substituent of formula



wherein

R₂ is hydrogen or unsubstituted or substituted C₁-C₄alkyl or a radical $\begin{array}{c} \text{R}_3 \\ | \\ \text{---alk---SO}_2\text{---Y} \end{array}$,

- 49 -

R_3 is hydrogen, hydroxy, sulfo, sulfato, carboxy, cyano, halogen, C_1 - C_4 alkoxycarbonyl, C_1 - C_4 -alkanoyloxy, carbamoyl or a group $-SO_2$ -Y,

R_4 is hydrogen or C_1 - C_4 alkyl,

alk and alk_1 are each independently of the other linear or branched C_1 - C_6 alkylene,

arylene is a phenylene or naphthylene radical which is unsubstituted or substituted by sulfo, carboxy, hydroxy, C_1 - C_4 alkyl, C_1 - C_4 alkoxy or by halogen,

Y is vinyl or a radical $-CH_2-CH_2-U$ and U is a leaving group,

Y_1 is a group $-CH(Hal)-CH_2(Hal)$ or $-C(Hal)=CH_2$ wherein Hal is chlorine or bromine,

W is a group $-SO_2-NR_4-$, $-CONR_4-$ or $-NR_4CO-$ wherein R_4 is as defined above,

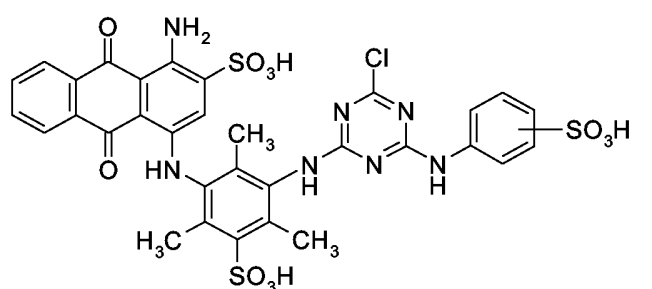
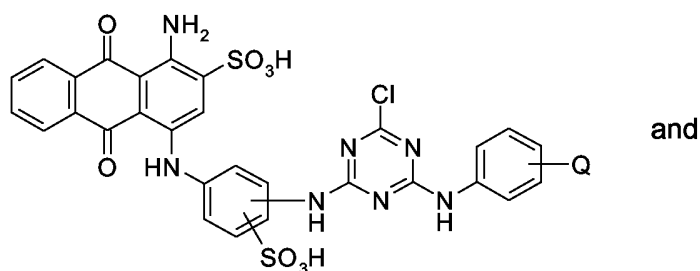
Q is a radical $-O-$ or $-NR_4-$ wherein R_4 is as defined above, and

n is a number 0 or 1,

X is halogen, and

k and m are each independently of the other a number 0 or 1 and the sum of $k+m$ is 1 or 2,

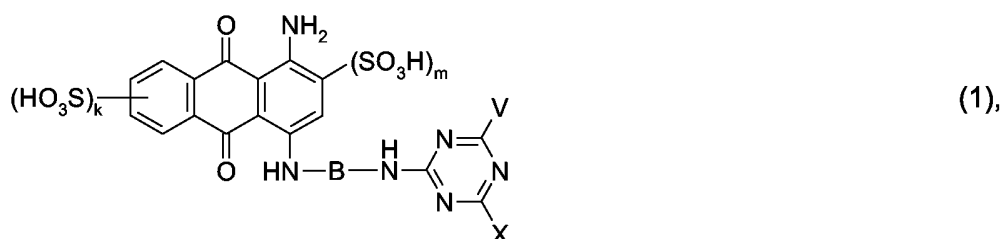
with the exception of an adsorbent, comprising a compound of formula



wherein

Q is sulfo or carboxy.

6. A process for the preparation of the adsorbents according to claim 5, which process comprises reacting a compound of formula



in which

B is C₂-C₁₂alkylene radical, which can be interrupted by 1, 2 or 3 members from the group consisting of -NR₁- or -O- and is unsubstituted or substituted by hydroxyl, sulfo, sulfato, cyano or carboxyl,

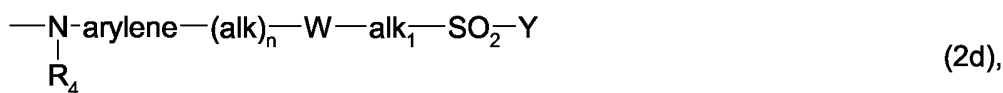
R₁ is hydrogen or C₁-C₄alkyl, or


B is a C₅-C₉cycloalkylene radical, C₁-C₄alkylene-C₅-C₉cycloalkylene radical or C₁-C₄alkylene-C₅-C₉cycloalkylene-C₁-C₄alkylene radical, which are unsubstituted or substituted by C₁-C₄alkyl, C₁-C₄alkoxy, sulfo, halogen or carboxyl,

or a phenylene radical, C₁-C₄alkylene-phenylene radical or

C₁-C₄alkylene-phenylene-C₁-C₄alkylene radical, which are unsubstituted or substituted by C₁-C₄alkyl, C₁-C₄alkoxy, C₂-C₄alkanoylamino, sulfo, halogen or carboxyl,

V is a non-fibre-reactive substituent or is a fibre-reactive substituent of formula





wherein

R₂ is hydrogen or unsubstituted or substituted C₁-C₄alkyl or a radical $\begin{array}{c} \text{R}_3 \\ | \\ \text{---alk---SO}_2\text{---Y} \end{array}$,

R₃ is hydrogen, hydroxy, sulfo, sulfato, carboxy, cyano, halogen, C₁-C₄alkoxycarbonyl, C₁-C₄-alkanoyloxy, carbamoyl or a group -SO₂-Y,

R₄ is hydrogen or C₁-C₄alkyl,

alk and alk₁ are each independently of the other linear or branched C₁-C₆alkylene,

arylene is a phenylene or naphthylene radical which is unsubstituted or substituted by sulfo, carboxy, hydroxy, C₁-C₄alkyl, C₁-C₄alkoxy or by halogen,

Y is vinyl or a radical -CH₂-CH₂-U and U is a leaving group,

Y₁ is a group -CH(Hal)-CH₂(Hal) or -C(Hal)=CH₂ wherein Hal is chlorine or bromine,

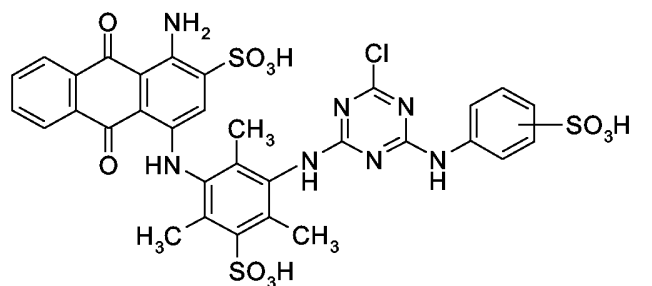
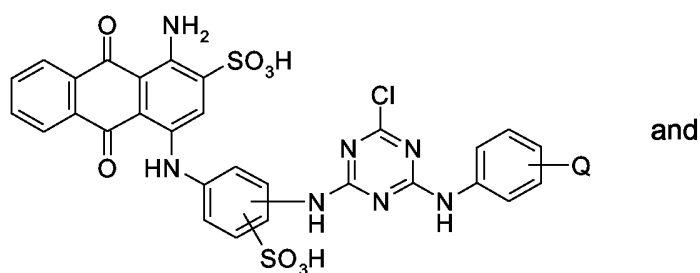
W is a group -SO₂-NR₄-, -CONR₄- or -NR₄CO- wherein R₄ is as defined above,

Q is a radical -O- or -NR₄- wherein R₄ is as defined above, and

n is a number 0 or 1,

X is halogen, and

k and m are each independently of the other a number 0 or 1 and the sum of k+m is 1 or 2, with the exception of a compound of formula

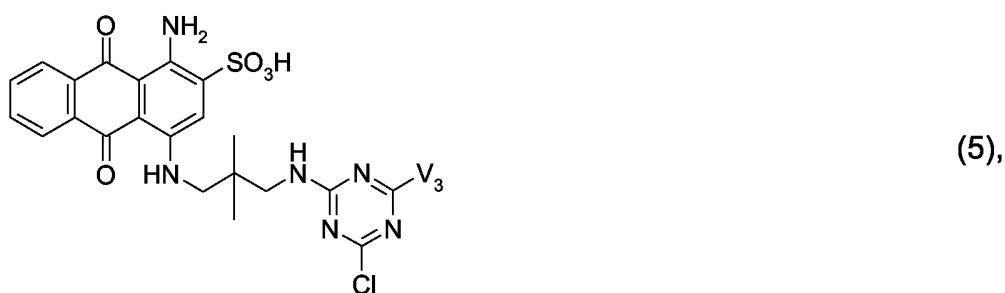
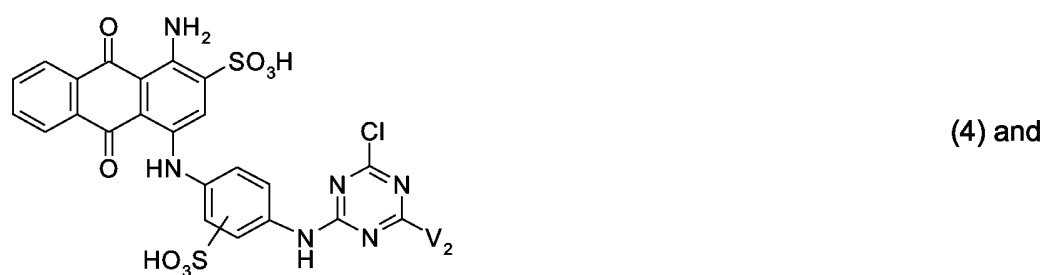
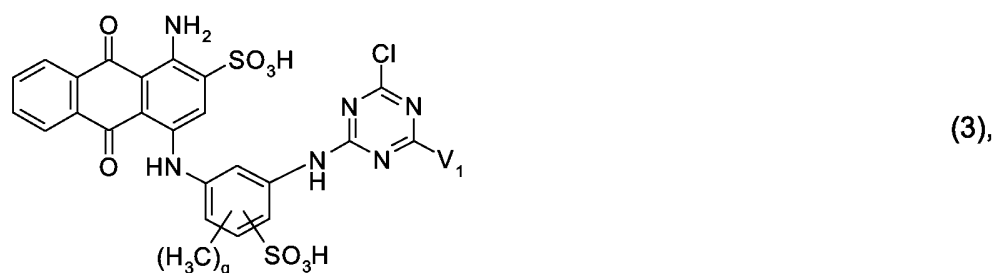


wherein

Q is sulfo or carboxy,

with a substrate having a group capable of reaction with a reactive group in said compound of formula (1) to form a covalent bond in the presence of an acid binding agent.

7. Compounds of formulae



wherein

V₁ is β-hydroxyethylamino, 2-(β-hydroxyethoxy)ethylamino or morpholino,

V₂ and V₃ each independently of the other are β-hydroxyethylamino, 2-(β-hydroxyethoxy)ethylamino, N,N-di-β-hydroxyethylamino or morpholino, and

q is the number 0, 1, 2 or 3.

Fig. 1

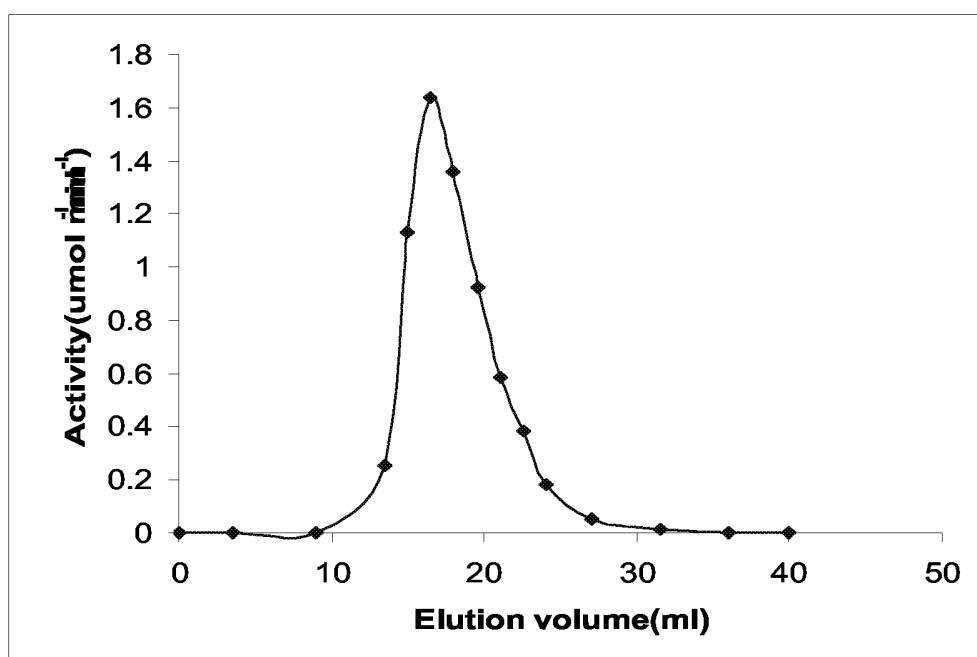


Fig. 2

