



US00D997707S

(12) **United States Design Patent**  
**Kerlin**

(10) **Patent No.:** **US D997,707 S**

(45) **Date of Patent:** **\*\* Sep. 5, 2023**

(54) **CONCAVE HEAD THUMB PIN**

(71) Applicant: **Jason D. Kerlin**, Warsaw, IN (US)

(72) Inventor: **Jason D. Kerlin**, Warsaw, IN (US)

(\*\*) Term: **15 Years**

(21) Appl. No.: **29/827,583**

(22) Filed: **Feb. 21, 2022**

(51) **LOC (14) Cl.** ..... **08-08**

(52) **U.S. Cl.**  
USPC ..... **D8/388; D19/65**

(58) **Field of Classification Search**  
USPC .... D8/387, 388, 391, 310, 307; D19/65, 99,  
D19/86; D7/395, 396, 684, 683  
CPC .. A47G 1/20; A47G 1/1633; A47G 2001/207;  
A47G 1/22; A47G 19/303; F16B 13/124;  
F16B 13/126; B43M 15/00; E04B  
2002/0245

See application file for complete search history.

4,897,007 A \* 1/1990 Chen ..... G09F 7/06  
411/401

D346,190 S \* 4/1994 Folker ..... D21/718

D374,593 S \* 10/1996 Eggert ..... D8/387

D389,326 S \* 1/1998 Moore ..... D8/352

D483,253 S \* 12/2003 Sayegh ..... D8/388

D508,533 S \* 8/2005 Siegel ..... D19/65

D549,088 S \* 8/2007 Gallien ..... D8/391

D552,976 S \* 10/2007 Gaudron

D562,089 S \* 2/2008 Peterson ..... D7/683

D567,074 S \* 4/2008 Gallien ..... D8/387

D620,048 S \* 7/2010 Lien ..... D19/65

(Continued)

FOREIGN PATENT DOCUMENTS

CN 302714210 \* 1/2014

CN 302746513 \* 2/2014

CN 302746514 \* 2/2014

Primary Examiner — Sheryl Lane

Assistant Examiner — Ieisha N Price

(74) Attorney, Agent, or Firm — George Pappas Barrett  
McNagly LLP

(56) **References Cited**

U.S. PATENT DOCUMENTS

201,230 A \* 3/1878 Yongh ..... A47G 19/303  
294/5

406,255 A 7/1889 Brinkerhoff

434,650 A \* 8/1890 Adams ..... 411/397

784,131 A \* 3/1905 Assel ..... G05G 1/12  
16/441

937,157 A \* 10/1909 Laible ..... B21G 5/00  
24/711.4

1,714,708 A \* 5/1929 Winning ..... F16K 31/60  
29/520

1,908,215 A \* 5/1933 Berge ..... F16B 39/24  
470/42

1,991,561 A \* 2/1935 Krantz ..... B43M 15/00  
24/711.4

2,400,142 A \* 5/1946 Tinnerman ..... F16B 13/02  
411/61

D274,207 S \* 6/1984 Lenaghan ..... 294/5

(57) **CLAIM**

The ornamental design for a concave head thumb pin, as shown and described.

**DESCRIPTION**

FIG. 1 is a top perspective view of a concave head thumb pin.

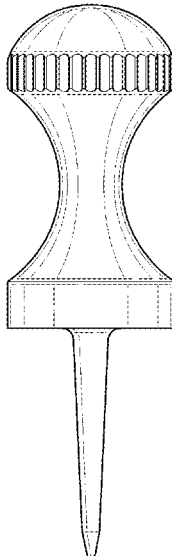
FIG. 2 is a bottom perspective view of the concave head thumb pin of FIG. 1.

FIG. 3 is a right-side elevation view of the concave head thumb pin of FIG. 1. The left-side view, front view and rear view are mirror images of FIG. 3.

FIG. 4 is a bottom plan view of the concave head thumb pin of FIG. 1; and,

FIG. 5 is a top plan view of the concave head thumb pin of FIG. 1.

**1 Claim, 3 Drawing Sheets**



(56)

**References Cited**

## U.S. PATENT DOCUMENTS

7,883,307	B2	2/2011	Pippard et al.	
D653,521	S *	2/2012	Wike .....	D8/310
D677,149	S *	3/2013	Hammer .....	D8/402
8,429,875	B2	4/2013	Bartlett	
D738,199	S	9/2015	Daniels	
D797,527	S *	9/2017	Frasca .....	D7/683
D852,885	S *	7/2019	Wang .....	D19/65
D862,215	S *	10/2019	Stender .....	D8/387
D872,564	S *	1/2020	McKee .....	D8/356
D891,201	S *	7/2020	Steenwyk .....	D7/683
D929,215	S *	8/2021	Sutliff, II .....	D8/394
11,078,946	B2	8/2021	Levine	
2006/0076849	A1 *	4/2006	Sedgwick .....	A47G 1/20 310/261.1
2007/0183866	A1	8/2007	Gallien	
2011/0121142	A1 *	5/2011	Tousignant .....	A47G 1/20 248/216.1
2012/0097575	A1 *	4/2012	Abel .....	A47G 19/303 206/553
2019/0380514	A1	12/2019	Kaplan	

\* cited by examiner

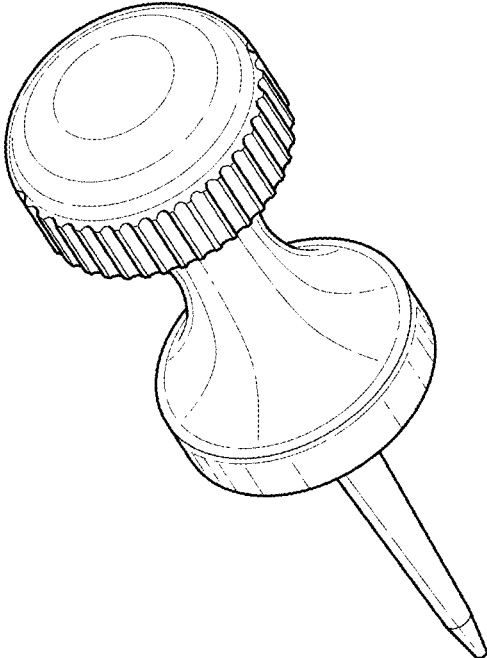


FIG. 1

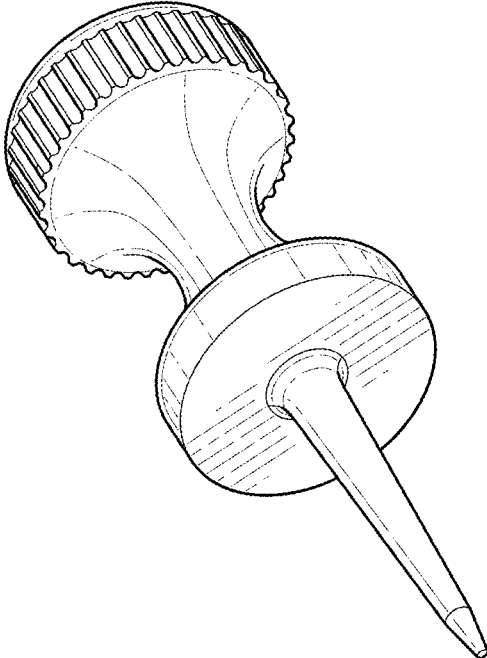


FIG. 2

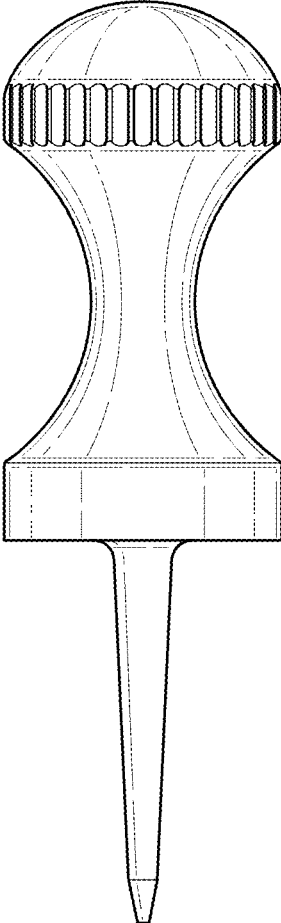
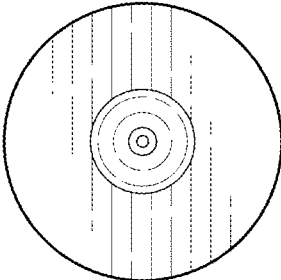
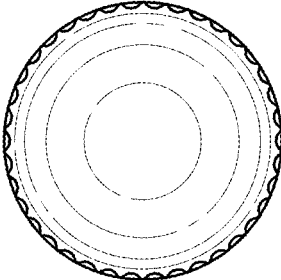


FIG. 3



**FIG. 4**



**FIG. 5**